

New Jersey Economic Basis for Updated Child Support Schedule

David A. Macpherson, Ph.D.

Trinity University

October 9, 2024

I. Introduction

This report develops and recommends an updated New Jersey Schedule of Child Support Obligations. The proposed schedule is based on the income shares methodology and estimated using Consumer Expenditure Survey (CEX) microdata from 2013 to 2019. The recommended schedule incorporates new estimates of child-rearing costs, places the schedule in 2022 price levels, and adjusts the schedule for income differences between New Jersey and the U.S. average. This report updates my June 21, 2023 report's proposed schedules to use an inflation adjustment only to the current schedule for one child and updated estimates for two to six children.

The following two sections discuss the estimation method and estimation results. First, two possible indirect approaches to estimating the cost of children are examined. The Engel method uses expenditures on food at home, and the Rothbarth method uses expenditures on adult clothing. Second, I describe the construction of the CEX microdata samples used in the econometric analysis and present the estimated costs of children using the Engel and Rothbarth methods. The Rothbarth estimation method is changed to the Betson method from the current estimation method, which is based on Lazear and Michael (1988), due to the greater robustness of estimates.

The following section presents the recommended schedule of support obligations. The proposed schedule is quite similar to the existing schedule. Lastly, a summary and conclusion are provided in the last section.

II. Estimation Methods

Economic methods for measuring child-rearing expenditures attempt to determine how much income a household with two adults and one child needs to have the same level of economic welfare as a childless couple. The problem is how to separate the proportion of household expenditure devoted to a child's consumption from the proportion devoted to jointly consumed goods such as housing, food, utilities, etc. As Figure 1 shows, families can do three things with their income: consume, pay taxes, or save.

Alternative Methods of Apportioning Household Consumption between Adults and Children

The difficult task for an economist is to apportion a family's total consumption between the parents and the children. The two most common models used to estimate the marginal cost of rearing a child are Engel (1895) and Rothbarth (1943). The measure of equivalence of economic welfare levels or living standards between a couple with a child and a childless couple is food as a share of total expenditure in the Engel approach and expenditure on adult-specific goods in the Rothbarth approach.

The Engel Methodology

The presence of a child increases the proportion of the family budget devoted to food. The cost of a child can be measured by calculating the compensation that would have to be paid to the parents to restore the household food share to its prenatal level. Two households with the same food share are assumed to enjoy the same level of welfare regardless of family size,

demographic composition, or total expenditure. An equivalence scale can be derived by comparing the total expenditure of a child and a childless couple, where both couples spend the same proportion of total expenditure on food. The total additional spending required by the couple with a child is the cost of maintaining that couple at the same welfare level as the childless couple.

In Figure 2, we start with a particular consumption level for a family with one child (point A) and compute the consumption level necessary for a childless couple to achieve the same food share (point B). The percentage change from Consumption 1 to Consumption 0 is the fraction of consumption devoted to one child. Note also that due to the nonlinearity in the Engel curves, the food share may vary with the level of consumption. For example, in Figure 2, the distance from D to C differs from A to B.

Rothbarth Methodology

Goods and services consumed by households can be divided into (1) child-specific goods (consumed exclusively by children), (2) adult-specific goods (consumed exclusively by adults), and (3) jointly consumed or shared goods (consumed jointly by children and adults; housing, for example). The presence of children is assumed to affect the total expenditure on adult-specific goods, and the consumption of adult-specific goods determines the adult's welfare in this approach. Suppose two households with the same number of adults spend the same amount of money on adult-specific goods. In that case, they are assumed to enjoy the same level of welfare

or have the same standard of living, regardless of their total expenditure and household size. The Rothbarth method calculates the additional amount required for a couple with a child to spend the same amount on adult-specific goods as a childless couple.

Figure 3 provides a graphical interpretation. Starting at Consumption 1, we compute expenditure on adult goods by a family with one child. We then find point B, the total consumption expenditure (Consumption 0) that allows the family with no children to spend the same amount on adult goods as the family with one child. The percentage difference between the total consumption of these two families represents the share of consumption devoted to one child.

III. Computing the Cost of Children

The Engel and Rothbarth approaches are estimated using updated Consumer Expenditure Survey (CEX) data to find the current cost of children in New Jersey.

Data

The data for the analysis comes from the 2013-2019 CEX conducted by the U.S. Bureau of the Census for the U.S. Bureau of Labor Statistics (BLS). The CEX provides comprehensive information on family expenditures, income, and socioeconomic and demographic characteristics of U.S. families.

The 2013-2019 surveys consist of two parts: (1) a quarterly interview survey which includes monthly out-of-pocket expenditures on such items as housing, apparel, transportation, health care, insurance, and entertainment; and (2) a diary survey which includes weekly

expenditures on frequently purchased items such as food and beverages, tobacco, personal care products, and nonprescription drugs and supplies.¹ Our update uses only the public use file from the quarterly interview survey.

The analysis uses 2013-2019 data for two reasons. First, using recent CEX data provides the most current estimates of the cost of children. Second, the 2013 forward CEX data includes estimates of the respondents' state and federal income taxes using the National Bureau of Economic Research (NBER) TAXSIM program.² The TAXSIM program has the advantage of accounting for child tax credits and the tax credits from the Earned Income Tax Credit (EITC) Program. These tax credits can cause lower-income families with children to have negative income taxes.³ Another advantage is that the TAXSIM estimates of taxes are more accurate than the previously used survey respondents' estimate of their income taxes.⁴ As expected, TAXSIM has increased the number of respondents with tax data and the amount of tax paid.

Interviews were conducted for each consumer unit, defined as (1) all members of a particular household who are related by blood, marriage, adoption, or other legal arrangements; (2) a person living alone or sharing a household with others, or living as a roomer in a private home or lodging house or in permanent living quarters in a hotel or motel, but who is financially independent; or (3) two or more persons living together who use their income to make joint expenditure decisions. Financial independence is determined by the three major expense categories: housing, food, and other living expenses. To be considered financially independent,

¹ CEX Overview, <http://www.bls.gov/ce/csxgloss.htm>

² <https://users.nber.org/~taxsim/taxsim32/>. For a discussion of the TAXSIM program, see Feenberg, Daniel Richard, and Elizabeth Coutts, *An Introduction to the TAXSIM Model*, *Journal of Policy Analysis and Management* vol 12 no 1, Winter 1993, pages 189-194. <http://www.nber.org/taxsim/feenberg-coutts.pdf>

³ The tax calculations in the CEX also account for Social Security taxes.

⁴ For a discussion of the impact of the TAXSIM program on the CEX data quality, see Geoffrey D. Paulin and William Hawk, "Improving Data Quality in Consumer Expenditure Survey with TAXSIM," *Monthly Labor Review*, March 2015, <https://www.bls.gov/opub/mlr/2015/article/improving-data-quality-in-ce-with-taxsim.htm>

at least two of the three major expense categories must be provided entirely or in part by the respondent.⁵ The quarterly interview data file was used to construct a hypothetical annual data set. Each household was identified by a unique number and linked across quarters.

The number of children in a household was averaged across quarters. Therefore, it is possible for some households to have fractional children if a child was present for less than the full year. Total expenditures, childcare, and medical care are averaged across quarters and multiplied by four to estimate the annual amount.

A more restricted sub-sample of the full CEX is used for analysis purposes. To be included in the CEX sample, the family's two adults must be less than 60. The 2013 Rodgers update included households with more than two adults and single parents. The family can have no more than three children. The family must have participated in three or four interviews during the year. Annual averages are developed for variables that vary across the quarterly interviews (e.g., family income, adult clothing expenditures, outlays). Families must have positive values for their total and adult clothing expenditures, and total outlays to be in the sample.

Finally, only units with three or fewer children, children age 15 or younger, and after-tax income greater than \$9,360 (\$180 per week) and less than \$400,000 in 2022 constant dollars. Households with more than three children were deleted because there are very few observations, and part of our analysis requires including the number of children. The CEX defines adult clothing expenditures as spending on clothing by those aged 16 and older. As a result, spending by children would be mixed with adult spending if children aged 16 and 17 were included in the sample. There are also few observations on consumer units with very low or very high incomes, and in many of these cases, the low or high income is likely to be transitory. Consumption is

⁵ CEX Glossary of Terms, <http://www.bls.gov/cex/csxgloss.htm>

expected to be determined by long-run expected income, not by transitory low or high income, so including these consumer units would distort the consumption-to-income ratio.

The CEX defines adult clothing expenditures as spending on clothing by those aged 16 and older. As a result, spending by children would be mixed with adult spending if children aged 16 and 17 were included in the sample. There are also few observations on consumer units with very low or high incomes, and in many of these cases, the low or high income is likely to be transitory. Consumption is expected to be determined by long-run expected income, not by transitory low or high income, so including these consumer units would distort the consumption-to-income ratio.

Descriptive Statistics

Table 1 contains means for inflation-adjusted (2022 dollars) adult clothing expenditures, food at home, inflation-adjusted total family outlays and after-tax family income, and the means for a variety of family demographic characteristics: number of adults, educational attainment of each spouse, race and ethnicity, labor force attachment of the spouses, region of residence, and the number of children. All demographic variables except family income and the number of adults are entered as dummy variables. The excluded groups for the dummy variables are respondents with high school diplomas, non-African Americans, northern Census region residents, and respondents who work less than 30 hours per week.⁸

The means in Table 1 compare families with and without children. Families without children tend to have higher levels of educational attainment and stronger labor force attachments. They have higher real income and higher expenditures on adult clothing, but their outlays are lower than families with children.

Engel Estimates

Using the 2013-2019 CEX data, the following equation for food consumed at home as a share of total consumption is estimated:

$$\ln(F) = \delta \ln(S) + \beta \ln(S)^2 + \phi \ln(FS) + \gamma(X)$$

The dependent variable, $\ln(F)$, is the log of the food budget share. The food budget share is assumed to be a log-linear function of (1) the log of total spending, $\ln(S)$, and its square, $\ln(S)^2$; (2) the log of family size, $\ln(FS)$; and (3) a set of characteristics of the adults in the family, X . The exponential term is included to allow for nonlinearity in the relationship between food and total consumption.

The Engel model is estimated in two ways, with and without accounting for the effect of family characteristics such as the parents' socio-economic background. The logic for including family characteristics is that, for example, parents with a high education level may spend a greater share of their total expenditure on children than less-educated parents.⁶

Table 2 reports the results of regressing the share of food consumed at home on the various adult characteristics that we use and expenditures and family size. The second column results include parents' characteristics, but the third column results do not.

R-squared measures the regression's ability to explain movements in the dependent variable. The greater the number of variables included in the regression, the higher the R-squared should be. However, adding 13 variables capturing parents' characteristics in this regression

⁶ Because of a desire to maintain consistency between the Engel and Rothbarth estimates, and because the dependent variable in the Rothbarth estimates excludes children ages 16 and 17, children ages 16 and 17 are excluded from our estimates. Recall that in the CEX, spending on adult clothing includes clothing for children ages 16 and 17.

results in very little change in the R-squared. The R-squared rises only slightly, from 0.465 to 0.476. This indicates that parents' characteristics have little importance in explaining the variation among families in food share and, thus, the cost of children. Because the regressions suggest that parents' characteristics are not significant in explaining variations in food share, the Engel models will be estimated without the characteristics of parents.

Table 3 shows the estimates of the cost of children as a percentage of consumption using the Engel method. I used the regression results in Table 2 to compute the food share at a particular consumption level for a family with one, two, or three children. I then computed the total consumption level at which a family without children would have the same food share as a family with children. The difference represents the cost of children.

The table also indicates that the cost of children, as expected, increases as the number of children increases. The cost of children increases modestly as spending increases.

Compared to the Rothbarth model cost of children that underlies the current schedule, the cost of children is similar for one child but much higher than for two and three children.

Rothbarth Estimates

To use the Rothbarth method, spending on adult clothing from the 2013-2019 CEX was selected to measure adult goods consumption. The following equation is estimated:

$$\ln(A) = \delta \ln(S / FS) + \beta \ln(S / FS)^2 + \phi \ln(FS)$$

where the log of real spending on adult clothing, $\ln(A)$, is the dependent variable. Spending on

adult clothing is assumed to be a linear function of (1) the log of total per capita spending, $\ln(S/FS)$ and its square, $\ln(S/FS)^2$, and (2) the log of family size $\ln(FS)$. Again, the exponential term allows for nonlinearity in the relationship between adult clothing and total consumption.

Table 4 reports the results. The second column includes parents' characteristics, but the third column does not. The coefficients on the per capita spending variables are consistent with expectations; an increase in total per capita spending is associated with an increase in spending on adult clothing. Family size affects spending on adult clothing in two ways. First, larger family sizes will reduce adult clothing spending by reducing per capita spending. Second, larger family size will increase expenditures on adult clothing, other things equal, through the $\ln(\text{family size})$ effect. The net result is decreased spending on adult clothing with a larger family size.

Including the parents' characteristics results in little change in the R-squared; it rises only slightly, from 0.2533 to 0.2611. This indicates that parents' characteristics have little importance in explaining the variation in spending on adult clothing and, thus, in the cost of children. Because the regressions indicate that parents' characteristics are not significant, the Rothbarth models will be estimated without the characteristics of parents in the remainder of the report.

Table 5 presents a listing of the Rothbarth estimates for the cost of children based on spending on adult clothing as the adult good. The results are generally consistent with expectations. For example, there are economies of scale with children. That is, the cost of two children is less than twice that of one child.

Compared to the Rothbarth model cost of children that underlies the current schedule, the cost of children is less for one child but is similar for two and three children. I recommend keeping using the Rothbarth approach instead of switching to the Engel method.

IV. Proposed Schedule

With the Rothbarth estimates of child-related expenditures, we are ready to build the proposed schedule. Following the 2013 Rodgers update, we define the following terms:

EC/C = Expenditures on children as a proportion of consumption expenditures

M/C = Medical expenditures as a proportion of consumption expenditures

CC/C = Childcare expenditures as a proportion of consumption expenditures

C/NI = Consumption expenditures as a function of net income

EC*/NI = Adjusted expenditures on children as a proportion of net income $EC*/NI = (EC/C - CC/C - M/C) \times C/NI$

The task is to build estimates of these six measures. Because expenses for childcare and extraordinary medical expenses are not included in the basic obligation in the income shares model, we subtract these from the share of consumption devoted to children before calculating children's consumption as a share of net income.

Extraordinary Medical Expenses

In New Jersey child support guidelines, it is assumed that parents will make some expenditures for the children's ordinary (i.e., out-of-pocket expenses not covered by insurance) medical care. Like many states, the current New Jersey child support guidelines are based on the assumption that expenditures on ordinary medical care are \$250 per year per child.

The current guidelines use two steps to determine extraordinary unreimbursed health expenses for children. First, estimated medical support expenditures are calculated by subtracting

extraordinary medical expenses (defined as an amount exceeding \$250 per year per family member) from the Consumer Expenditure Survey (CEX) household's reported costs of unreimbursed medical expenses. These expenses are then divided by total consumption to express the extraordinary expenditures as a percentage of consumption. Second, to generate child-related health expenditures, the total amount of unreimbursed medical spending is multiplied by the children's proportions of these expenses in dual-parent households, as reported in a 1998 study.

Based on Macpherson (2023), the extraordinary medical expenses analysis is updated in two ways. First, using the sample restrictions discussed earlier, it uses the 2013 to 2019 CEX data to determine family totals for unreimbursed healthcare expenses. The analysis is based on a regression, by family size, of total family extraordinary unreimbursed medical expenditure as a percentage of consumption with controls of real after-tax income in 2022 dollars divided by 10,000 and its square, cubic, and quartic. Second, it uses data from 2017 to 2019 recent Medical Expenditure Panel Surveys (MEPS) to allocate the family totals for medical expenses to children.

Table 6 presents the children's extraordinary unreimbursed medical expenditure as a percentage of consumption by income interval and the number of children. The average share is 0.2% for one child, 0.3% for two children, and 0.4% for three children.

Childcare Expenses

To account for childcare expenses, the estimated childcare expense is a share of total consumption for each net income interval calculated for one child to three children. The analysis is based on a regression of childcare expenses for each family size as a percentage of

consumption with controls of real after-tax income in 2022 dollars divided by 10,000 and its square, cubic, and quartic. Since the CEX sample doesn't include children aged 16 or 17, childcare expenditures as a percentage of consumption are multiplied by 16/18 to spread the childcare costs over until age 18.

Table 7 presents the childcare expenditures as a percentage of consumption by net income interval and the number of children. Childcare expenditures as a share of consumption rise as net income increases. The average share is 1.6% for one child, 1.4% for two children, and 1.3% for three children.

Consumption as a Share of Net Income

Figure 4 shows the allocation of the family's net income. In addition to reporting detailed household consumption expenditures, the Consumer Expenditure Survey asks the respondent about gross income. Net income is derived by subtracting taxes from gross income.

In this section, we develop a function to compute expected consumption for families at different income levels. We use data from the CEX to estimate a regression of the consumption to net income ratio for each family size with controls of real after-tax income in 2022 dollars divided by 10,000 and its square, cubic, and quartic.

I use data from the 2013-2019 surveys. The CEX tax data has been reliable since 2013 when the CEX began using the National Bureau of Economic Research TAXSIM model to calculate taxes. All data are converted to 2022 dollars using the Consumer Price Index.

Table 8 provides the estimated consumption to net income rates computed by this regression for families in each net income interval and family size. The analysis implies that low-

income families consume more than their incomes. Consumption rates decrease quickly as net income increases, with those above \$75,000 consuming less than their income.

Computing the Schedule of Child Support Obligations for One to Three Children

I use the estimated fraction of total consumption devoted to a child, multiplied by total consumption, as a share of net income, as shown in Table 8. Because expenses for childcare and extraordinary medical expenses (Tables 6 and 7) are not included in the basic obligation, I subtract these from the share of consumption devoted to children (Table 5) before calculating children's consumption as a share of net income. We then compute a smooth function across the net income interval using regression with controls for the net income category and its square.

The 2013 Rodgers update noted that the Rothbarth parameters are for the U.S. and New Jersey has a very different income distribution from the U.S. distribution. Table 9 shows the cumulative family after-tax income (in 2022 dollars) distribution for the U.S. and New Jersey by number of children using the 2015 to 2019 American Community Surveys (ACS).⁷ The sample restrictions are the same as for the CEX analysis. The sample included married-couple families with one to three children aged 15 and younger, no nonfamily members in the household, parents younger than 60, and after-tax income between \$9,360 and \$400,000 per year. The New Jersey family after-tax income distribution is higher than the corresponding U.S. distribution. For example, one-quarter of U.S. families with one child have an income of less than \$60,000, compared to 16 percent of New Jersey families. Almost three-quarters of U.S. families with one child have after-tax incomes below \$100,000, while only 56 percent of New Jersey families have

⁷ Since tax information is not available in the ACS, I imputed taxes using the standard deduction and the 2022 federal income tax schedules. I also included the Social Security and Medicare tax rate of 7.65%.

income below this threshold.

As a result, the Rodgers 2013 update revised the Rothbarth parameters upwards. It adopted the 2004 PSI assumption here that U.S. and New Jersey families have the same rankings in income distribution. In other words, a family at the 30th percentile of the income distribution spends the same proportion on child-related expenses regardless of where they live. The 2013 Rodgers update notes this assumption had little empirical evidence to support it. However, I also adjusted the Rothbarth parameters using the 2013 Rodgers update approach for continuity purposes.

Table 10 reports for a given weekly income midpoint for two estimated parameters. The "Rothbarth" percentages are applied to the income midpoint (the income that lies halfway between one of the 22 income intervals). The "Marginal" percentages are applied to income between that midpoint and the next highest midpoint.

I use the 2013 Rodgers update's three-step approach to construct the schedule of obligations.

- (1) For each income level, identify the income interval in which it lies and the interval's midpoint. Multiply the midpoint level of income by the Rothbarth estimated proportion for that income interval.
- (2) Take the chosen income level and subtract the interval's midpoint. Multiply the difference by the marginal proportion. This step helps to remove notches or kinks in the schedule as income rises.
- (3) Add the two values from each step.

I perform this process for 1, 2, and 3 children for weekly net incomes that range from \$180 to \$3,600. It is important to note that even using the marginal approach in the second step,

the initial schedule of obligations still contained discrete jumps. To further smooth the schedule, the obligations of support were regressed on weekly net income, the square of weekly net income, and the cubic of weekly net income. The proposed schedules of obligations are the predicted values from each model (e.g., one child).

Figures 5 (one child), 6 (two children), and 7 (three children) graphically show the support obligations. Each figure compares the updated Rothbarth estimate to the current New Jersey schedule in 2022 dollars. Figure 5 shows that for one child, there is a small rise in obligations at lower portions of the income scale and a decrease that gets larger as income levels rise. Figures 6 and 7 show a slight increase in obligations at low-income levels for two and three children and is very similar at high-income levels.

Several general conclusions can be made. First, at the mean and median, the obligations in the updated Rothbarth estimate schedule for one child are lower than the current New Jersey schedule. The difference in the median obligation between the updated Rothbarth estimate schedules for one child and the current New Jersey schedule in 2022 dollars is -\$148.93 or -36.0%. Second, the median obligations in the updated schedules for two and three children are very similar to those in the current schedule adjusted for inflation. The median obligations in the updated estimate schedules are \$11.73 (2.6%) and \$6.27 (1.51%) more than the current schedule adjusted for inflation. Third, these changes are a reversal of the 2013 Rodgers update changes, which increased the obligations for one child by 3% at the median and lowered them by 11% for two and 2% for three children. Fourth, the minimum and maximum obligations indicate significant variation across the income scale.

The significant 36% decline at the median in the estimated obligation for one child is likely an anomaly. The analysis is based on survey data from a sample typically representative

of the population but with some variability. However, small data sets like the CEX can occasionally yield outlier results. Such findings do not represent the population well and should not be relied upon. In this case, the sample size for one child was about one-half that for two or more children, which may explain the anomalous results. Since estimated obligations for larger families mirrored the inflation rate, I recommend the current schedule of awards for one child be adjusted for inflation alone and the schedules for two or more be based on the updated estimates. In addition, relying on the inflation adjustment as a substitute estimator for one child also compliments the current practice of applying biennial cost of living adjustments to child support awards. Suppose the future estimates of the child support obligations for one child also show a significant decline relative to current schedules. In that case, the results should not be regarded as an anomaly.

Tables 11 (one child), 12 (two children), and 13 (three children) report the proposed support obligations. The columns labeled “difference” compare the current schedule to the proposed one. Tables 11a-13a show the current schedule, and Tables 11b-13b show the current schedule in 2022 dollars. One comparison presents the dollar difference, while the other reports the percent difference.

Computing the Schedule of Child Support Obligations for Four to Six Children

The CEX has too few observations for families with more than three children to use as a basis for computing child support obligations. Therefore, support obligations for four, five, and six children are extrapolated from the calculated support obligations for three or fewer children.⁸

⁸ This is the standard practice using the income shares model. The obligations for four or more children in the current schedule were derived in this way.

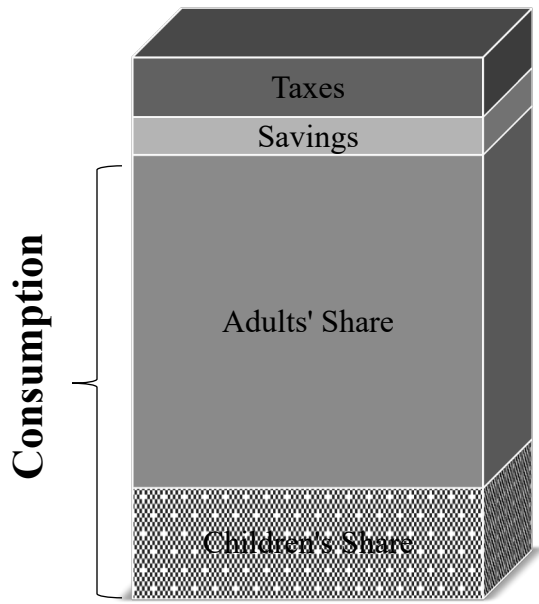
To construct the schedules for families with more than three children, I use the approach described in the previous 2013 Rodgers update, which uses the 2004 PSI Study (Venohr and Griffith, 2004) approach. PSI constructs Rothbarth multipliers that are used as constants at all income intervals. Using their constants, a family with four children will have an 11.5 percent higher cost than a three-child family, a family with five children will have a 10.0 percent higher cost than a family with four children, and a family with six children will have an 8.8 percent higher cost than a family with five children.

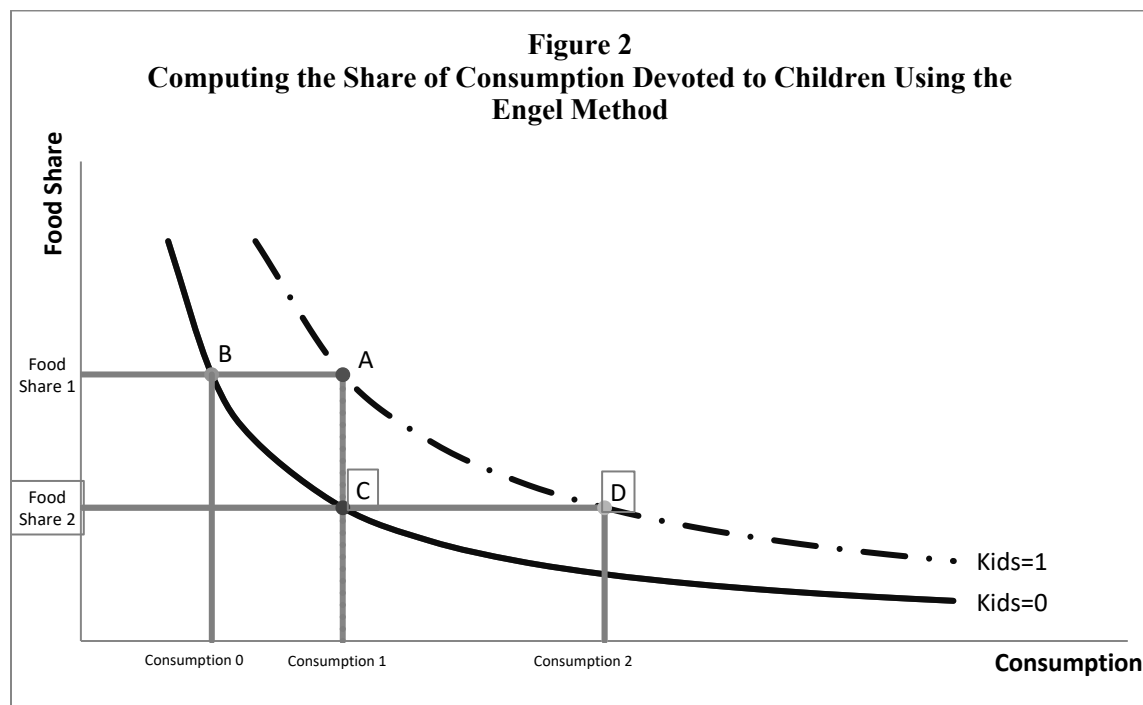
Tables 14 to 16 report the schedules for families with 4 to 6 children. Tables 14-16a show the current schedule, and Tables 14b-16b show the current schedule in 2022 dollars. Figures 8 to 10 compare the obligations to the current schedule in 2022 dollars. The typical obligations (based on the median) in the proposed schedules for 4 to 6 children are -\$5.88 to \$13.05, or -0.8 percent less to 1.9 percent more than the typical obligations in the current schedule in 2022 dollars. There is a small increase in obligations in the updated estimate schedule in the lower part of the income scale.

References

- Betson, David M. (2010), "Parental Expenditures on Children: Rothbarth Estimates," University of Notre Dame, South Bend, Indiana, April 2010.
- Lazear, Edward and Robert T. Michael. (1988). "The Division of Income between Adults and Children: Evidence from the 1972-73 Consumer Expenditure Survey, Chapter 5," Allocation of Income within the Household, University of Chicago Press: Chicago, Illinois.
- Rodgers, William III. (2013). "New Jersey Economic Basis for Updated Child Support Schedule," Rutgers, The State University of New Jersey.
- Venohr, Jane C. and Tracy E. Griffith, (2004), "New Jersey: Economic Basis for Updated Child Support Schedule," Policy Studies Inc., 1899 Wynkoop Street, Suite 300, Denver, Colorado 80202, March 30, 2004.

Figure 1
Breakdown of Gross Family Income





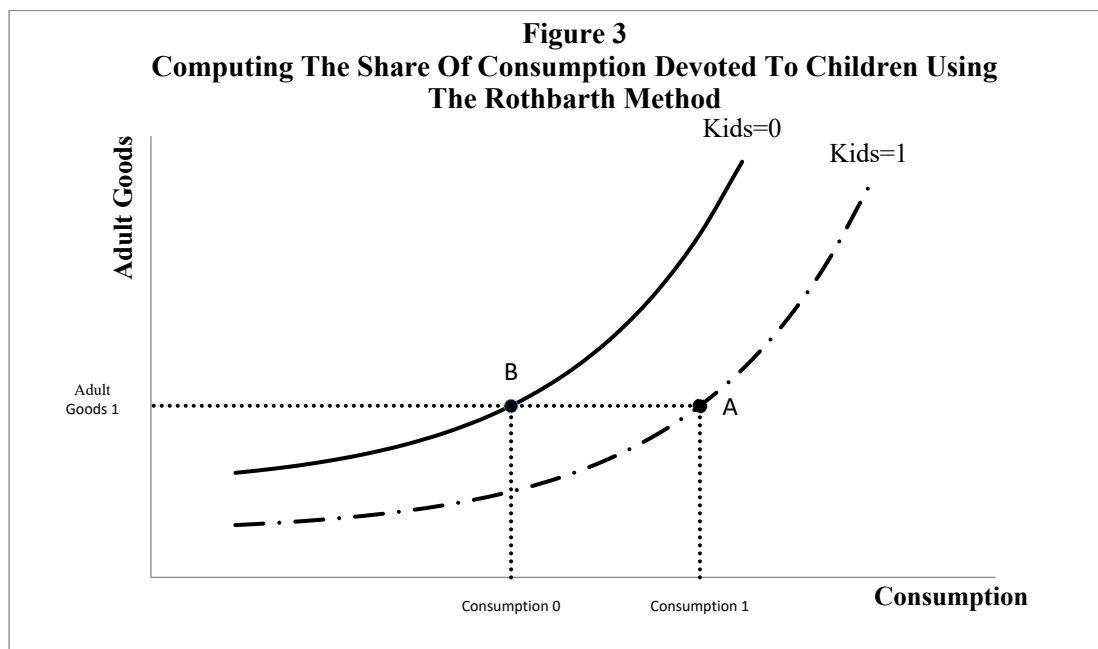
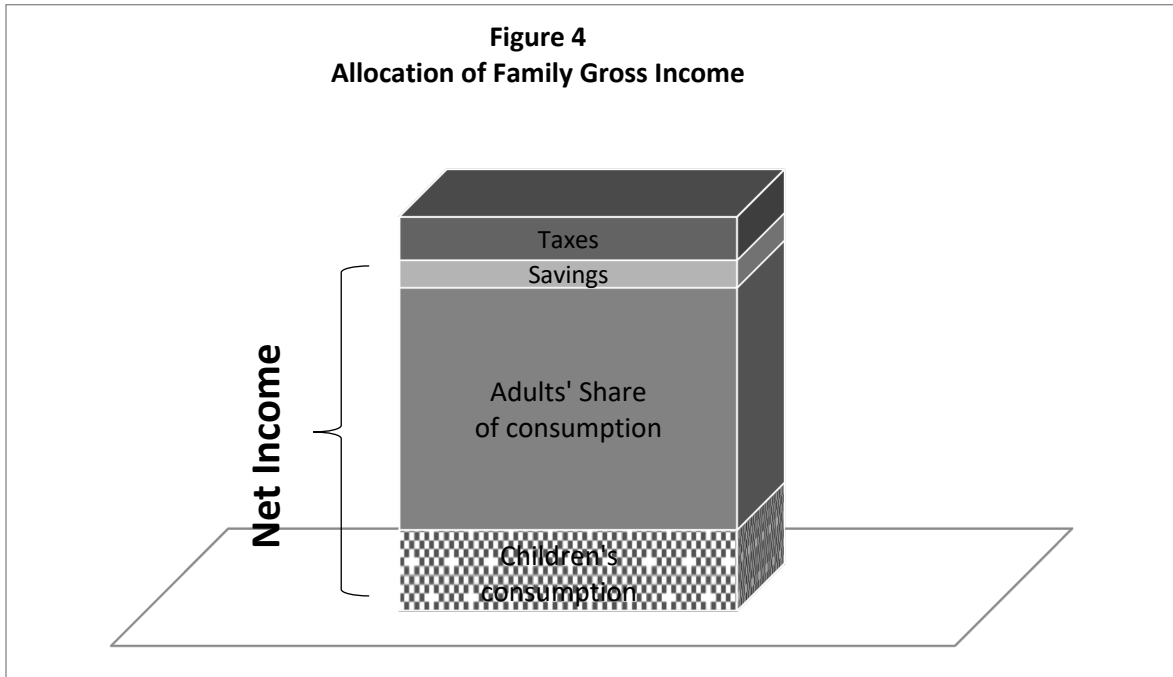
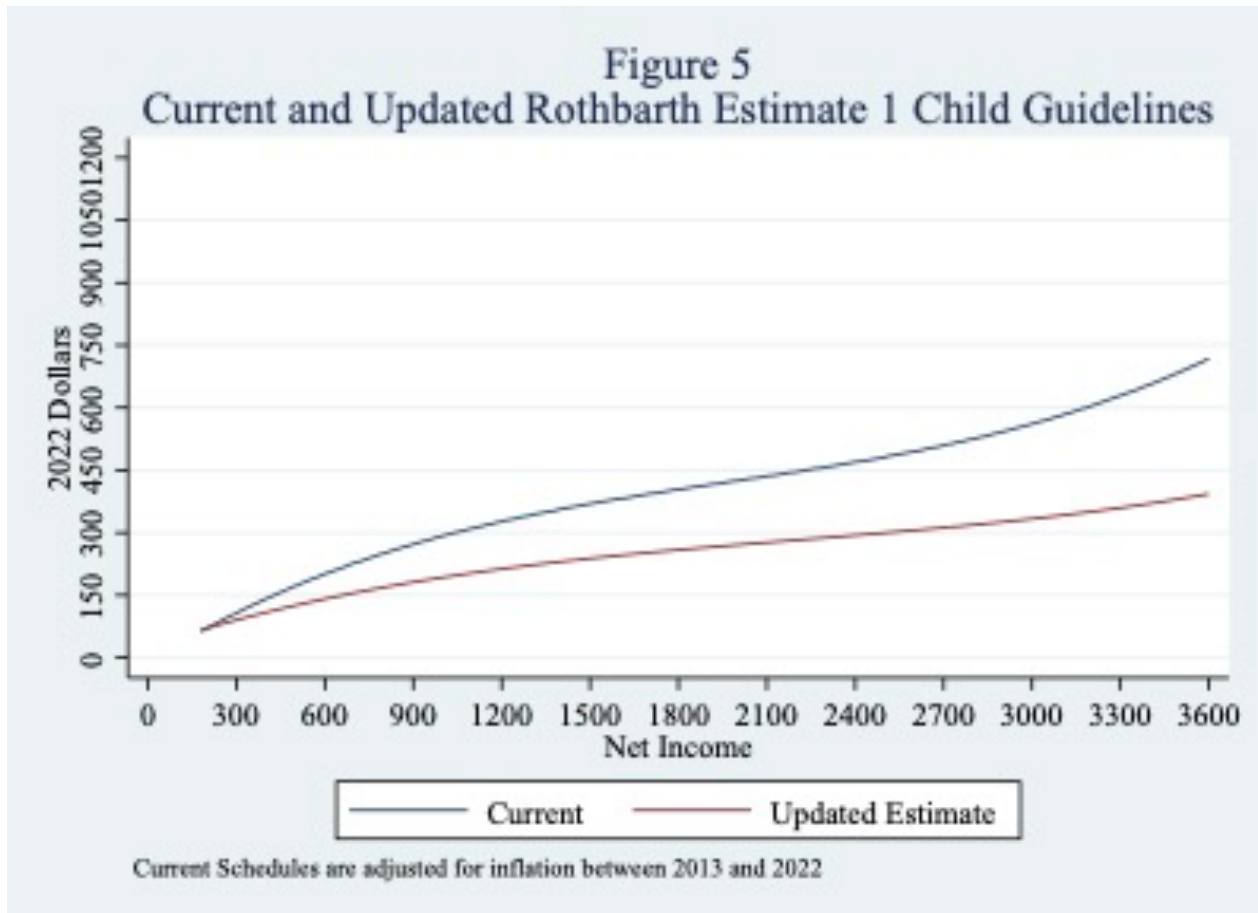
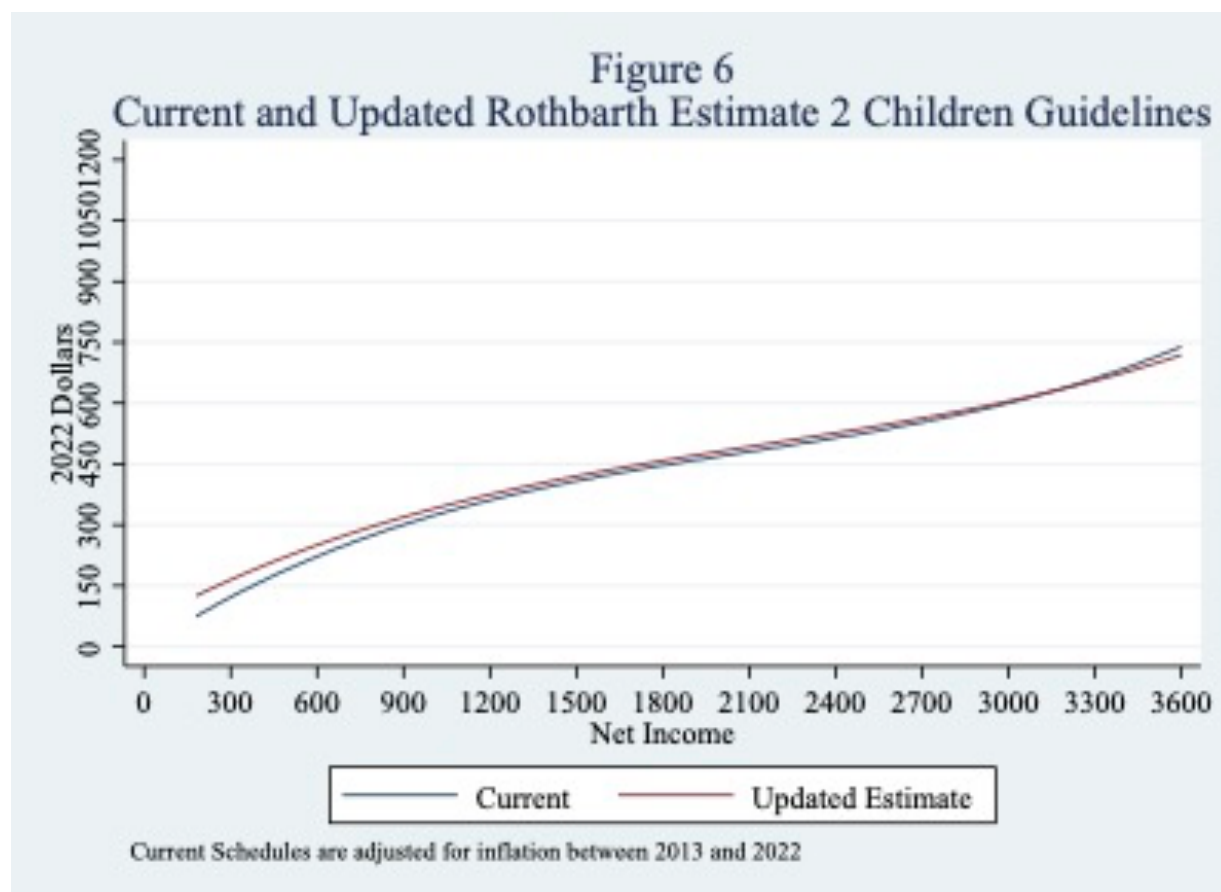


Figure 4
Allocation of Family Gross Income







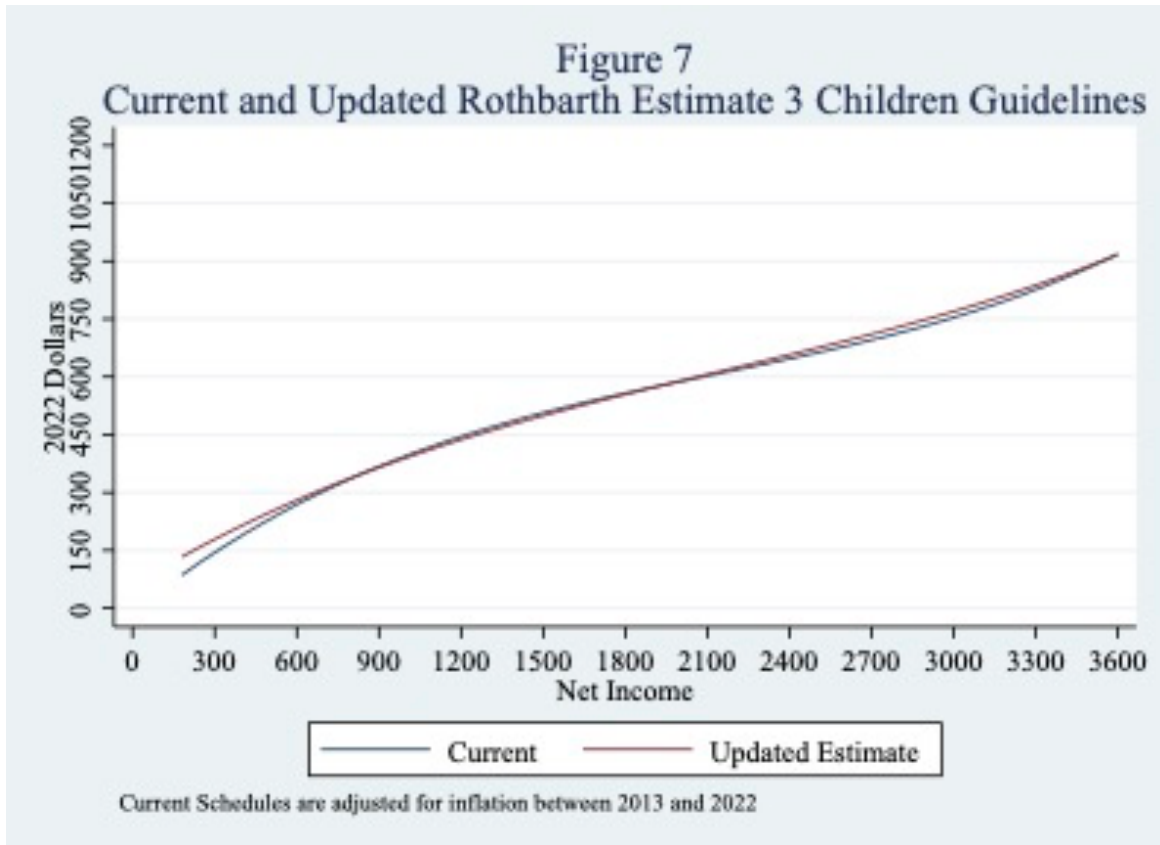
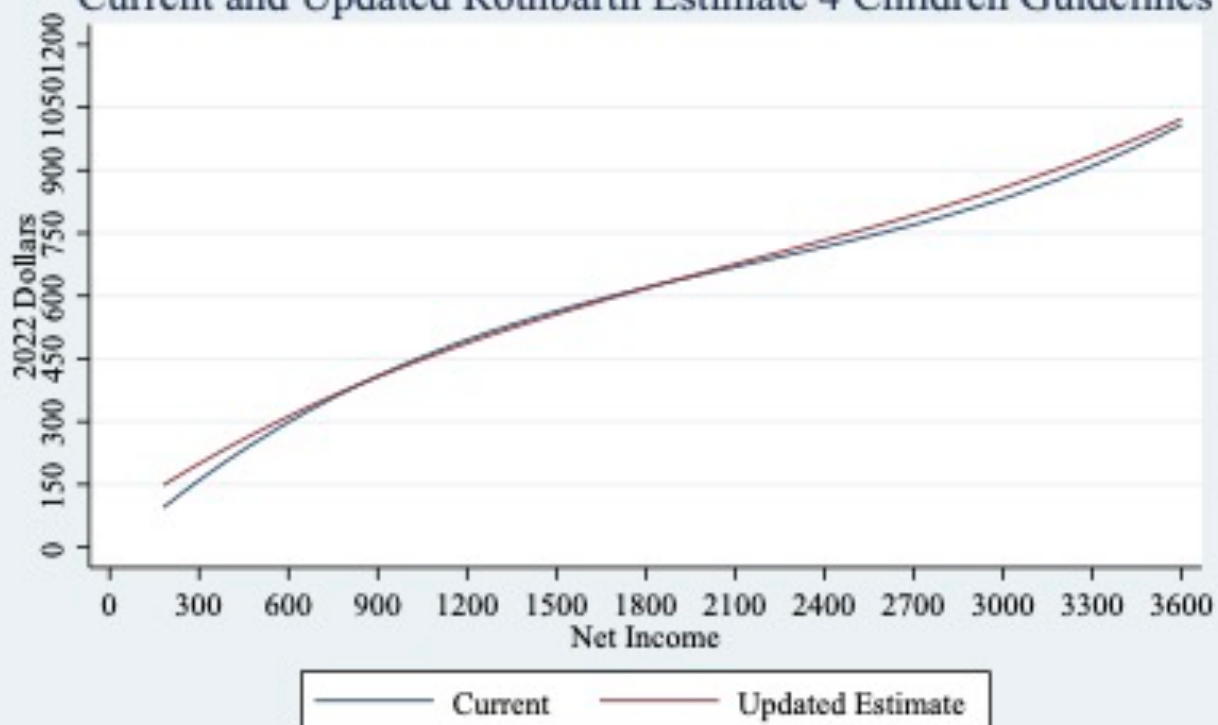
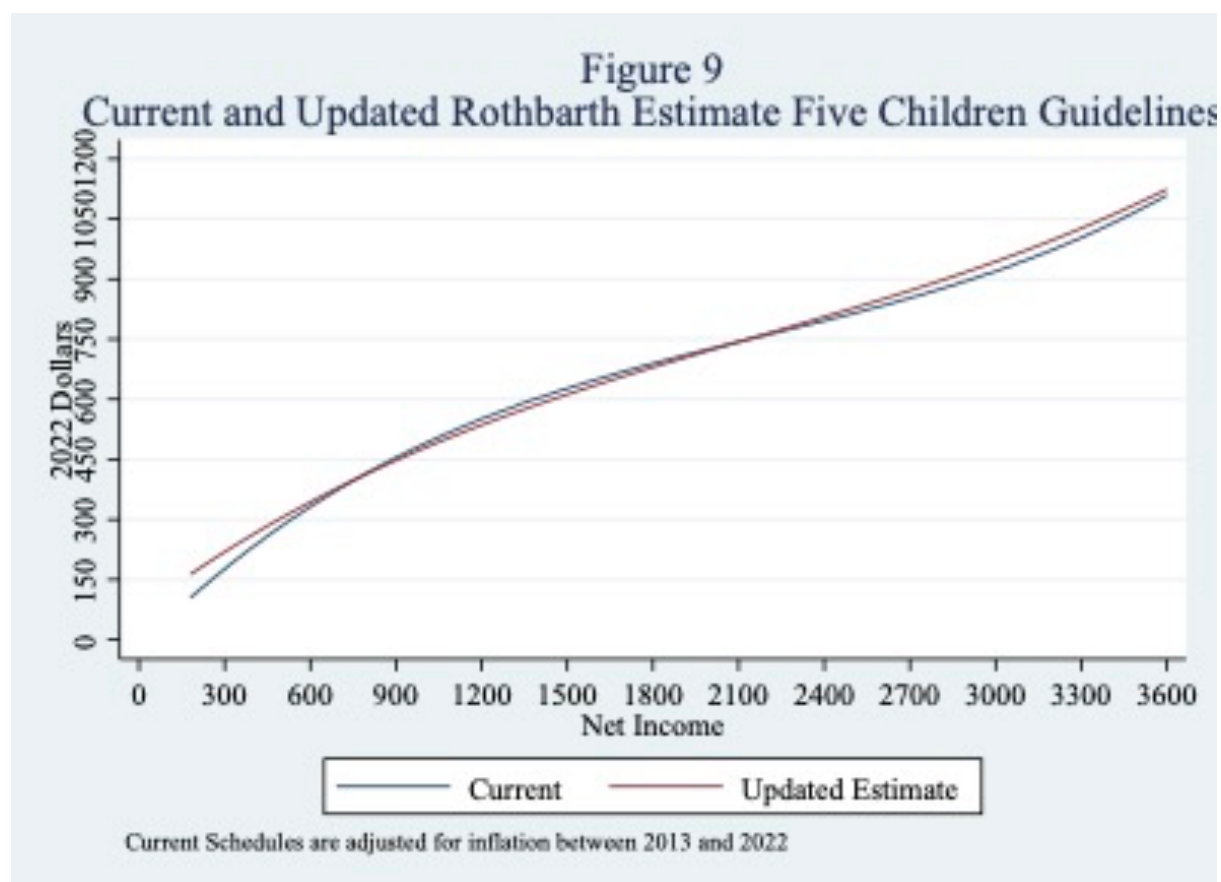


Figure 8
Current and Updated Rothbarth Estimate 4 Children Guidelines



Current Schedules are adjusted for inflation between 2013 and 2022



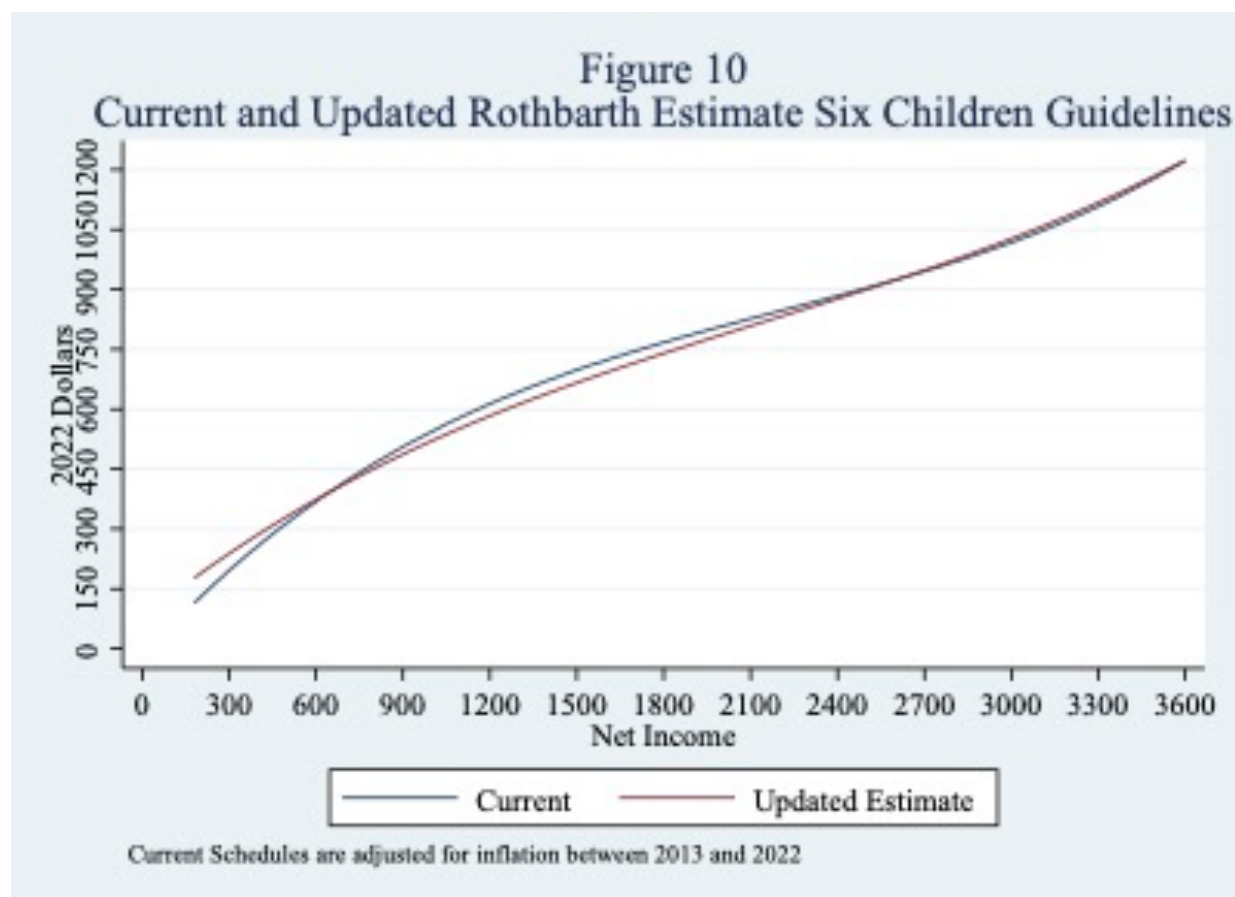


Table 1
Summary Statistics by Any Children

Variable	Mean no Children	Mean Any Children
Household Head Less than HS Degree = 1	4.7%	5.5%
Household Head HS Degree or Some College = 1	46.7%	40.3%
Household Head College Degree = 1	48.7%	54.2%
Spouse Less than HS Degree = 1	5.9%	5.8%
Spouse HS Degree or Some College = 1	48.5%	42.4%
Spouse College Degree = 1	45.5%	51.8%
African American = 1	6.7%	7.2%
Midwest = 1	22.6%	21.0%
South = 1	37.9%	35.0%
West = 1	21.8%	25.3%
Northeast = 1	17.7%	18.7%
Household Head Fraction of Year Work	83.6%	80.1%
Spouse Fraction of Year Work	81.9%	77.5%
Household Head Full-Time Work =1	82.9%	77.6%
Spouse Full-Time Work =1	82.4%	76.0%
Both Spouses Work = 1	79.7%	70.6%
3 interviews = 1, 4 interviews = 0	27.1%	27.3%
Real Total Family Outlays (2022\$)	\$90,934	\$98,518
Real After Tax Family Income (2022\$)	\$110,139	\$114,594
Real Adult Clothing Expenditures (2022\$)	\$816	\$606
Real Food at Home Expenditures (2022\$)	\$6,752	\$8,837
Number of Adults	2.00	2.00
Number of Children	0.00	1.73
Sample Size	1,619	2,411

Table 2
Log Food Share Models

Variable	With Parent Characteristics	Without Parent Characteristics
Log(Expenditures/10,000)	-0.510*** (0.073)	-0.664*** (0.800)
Log(Expenditures/10,000)^2	-0.020 (0.017)	0.008 (0.023)
Log(Family Size)	0.386*** (0.018)	0.403 (0.368)
Household Head Less than HS Degree = 1	0.043 (0.031)	
Household Head College Degree = 1	0.002 (0.014)	
Spouse Less than HS Degree = 1	0.065** (0.029)	
Spouse College Degree = 1	-0.027* (0.014)	
African American = 1	-0.057** (0.025)	
Both Spouses Work = 1	-0.008 (0.026)	
Household Head Fraction of Year Work	-0.039 (0.030)	
Spouse Fraction of Year Work	-0.037 (0.027)	
Household Head Full-Time Work =1	-0.038* (0.022)	
Spouse Full-Time Work =1	-0.010 (0.023)	
Midwest = 1	-0.078*** (0.019)	
South = 1	0.003 (0.017)	
West = 1	0.008 (0.019)	
3 interviews = 1, 4 interviews = 0	-0.007 (0.015)	
Adj R-squared	0.4755	0.4654
Number of obs	4,030	4,030

Dummy variables for year and month are included. The constant term is also included. To be included in the sample, the family must have two adults. The parents must be less than 60 years of age. There can be up to 3 children in the family. Families must have positive values for their food at home, and adult clothing expenditures and total outlays. Families with children age 16 or 17 are deleted. *** Statistically significant at 1% level, ** Statistically significant at 5% level, * Statistically significant at 10% level.

Table 3
Engel Estimates of Child Share of Consumption

Income Category	Child Share of Consumption		
	1 Child	2 Children	3 Children
Less than 15000	22.6%	35.4%	43.8%
15,000 to 19,999	22.5%	35.3%	43.7%
20,000 to 22,499	22.5%	35.2%	43.6%
22,500 to 24,999	22.6%	35.4%	43.8%
25,000 to 27,499	22.5%	35.3%	43.7%
27,500 to 29,999	22.6%	35.4%	43.8%
30,000 to 32,499	22.6%	35.4%	43.8%
32,500 to 34,999	22.5%	35.3%	43.7%
35,000 to 39,999	22.6%	35.4%	43.8%
40,000 to 44,999	22.6%	35.4%	43.8%
45,000 to 49,999	22.6%	35.4%	43.8%
50,000 to 52,499	22.7%	35.5%	43.9%
52,500 to 54,999	22.6%	35.4%	43.9%
55,000 to 59,999	22.7%	35.5%	44.0%
60,000 to 64,999	22.7%	35.6%	44.0%
65,000 to 69,999	22.7%	35.6%	44.0%
70,000 to 74,999	22.7%	35.6%	44.0%
75,000 to 87,499	22.8%	35.6%	44.1%
87,500 to 99,999	22.8%	35.7%	44.2%
100,000 to 124,999	22.9%	35.8%	44.3%
125,000 to 149,999	23.0%	35.9%	44.4%
Greater than 150,000	23.1%	36.2%	44.7%
Average	22.7%	35.5%	43.9%
Current Schedule	22.0%	26.0%	33.0%

Table 4
Log Adult Clothing Models

Variable	With Parent Characteristics	Without Parent Characteristics
Log(Expenditures/10,000/Family Size)	0.977*** (0.091)	0.971*** (0.082)
Log(Expenditures/10,000/Family Size)^2	0.057 (0.036)	0.071** (0.034)
Log(Family Size)	0.591*** (0.060)	0.637*** (0.057)
Household Head Less than HS Degree = 1	0.020 (0.093)	
Household Head College Degree = 1	0.017 (0.040)	
Spouse Less than HS Degree = 1	0.198** (0.088)	
Spouse College Degree = 1	0.162*** (0.039)	
African American = 1	0.005 (0.084)	
Both Spouses Work = 1	-0.072 (0.072)	
Household Head Fraction of Year Work	0.022 (0.084)	
Spouse Fraction of Year Work	-0.154** (0.076)	
Household Head Full-Time Work =1	0.020 (0.065)	
Spouse Full-Time Work =1	0.074 (0.065)	
Midwest = 1	0.014 (0.052)	
South = 1	-0.020 (0.049)	
West = 1	0.002 (0.051)	
3 interviews = 1, 4 interviews = 0	0.073* (0.041)	
Adj R-squared	0.2611	0.2533
Number of obs	4,030	4,030

Dummy variables for year and month are included. The constant term is also included. To be included in the sample, the family must have two adults. The parents must be less than 60 years of age. There can be up to 3 children in the family. Families must have positive values for their food at home, and adult clothing expenditures and total outlays. Families with children age 16 or 17 are deleted. *** Statistically significant at 1% level, ** Statistically significant at 5% level, * Statistically significant at 10% level.

Table 5
Rothbarth Estimates of Child Share of Consumption

Income Category	Child Share of Consumption		
	1 Child	2 Children	3 Children
Less than 15000	15.3%	23.9%	29.5%
15,000 to 19,999	14.9%	23.2%	28.6%
20,000 to 22,499	14.5%	22.6%	27.9%
22,500 to 24,999	15.1%	23.6%	29.1%
25,000 to 27,499	14.7%	23.0%	28.3%
27,500 to 29,999	15.3%	23.9%	29.4%
30,000 to 32,499	15.3%	23.9%	29.5%
32,500 to 34,999	14.7%	23.0%	28.3%
35,000 to 39,999	15.1%	23.6%	29.1%
40,000 to 44,999	15.3%	23.9%	29.5%
45,000 to 49,999	15.3%	23.9%	29.5%
50,000 to 52,499	15.6%	24.4%	30.1%
52,500 to 54,999	15.4%	24.1%	29.7%
55,000 to 59,999	15.7%	24.5%	30.3%
60,000 to 64,999	15.8%	24.6%	30.4%
65,000 to 69,999	15.8%	24.7%	30.6%
70,000 to 74,999	15.9%	24.8%	30.6%
75,000 to 87,499	16.0%	25.1%	31.0%
87,500 to 99,999	16.3%	25.5%	31.5%
100,000 to 124,999	16.6%	25.9%	32.1%
125,000 to 149,999	16.9%	26.5%	32.7%
Greater than 150,000	17.6%	27.5%	34.0%
Average	15.6%	24.4%	30.1%
Current Schedule	22.0%	26.0%	33.0%

Table 6
Extraordinary Medical Expenses for Children as a Percentage of Consumption

Real After Tax Family Income (2022\$)	Children's Extraordinary Medical Expenses Share of Consumption		
	One Child	Two Children	Three Children
Less than 15000	0.0%	0.0%	0.0%
15,000 to 19,999	0.0%	0.1%	0.1%
20,000 to 22,499	0.1%	0.1%	0.1%
22,500 to 24,999	0.1%	0.1%	0.2%
25,000 to 27,499	0.1%	0.2%	0.2%
27,500 to 29,999	0.1%	0.2%	0.2%
30,000 to 32,499	0.2%	0.2%	0.3%
32,500 to 34,999	0.2%	0.2%	0.3%
35,000 to 39,999	0.2%	0.3%	0.3%
40,000 to 44,999	0.2%	0.3%	0.4%
45,000 to 49,999	0.3%	0.3%	0.4%
50,000 to 52,499	0.3%	0.4%	0.5%
52,500 to 54,999	0.3%	0.4%	0.5%
55,000 to 59,999	0.3%	0.4%	0.5%
60,000 to 64,999	0.3%	0.4%	0.5%
65,000 to 69,999	0.3%	0.4%	0.6%
70,000 to 74,999	0.3%	0.5%	0.6%
75,000 to 87,499	0.3%	0.5%	0.6%
87,500 to 99,999	0.4%	0.5%	0.6%
100,000 to 124,999	0.4%	0.5%	0.6%
125,000 to 149,999	0.3%	0.5%	0.6%
Greater than 150,000	0.3%	0.5%	0.6%
Average	0.2%	0.3%	0.4%

Table 7
Child Care Expenses as a Percentage of Consumption

Real After Tax Family Income (2022\$)	Child Care Expenses as a Percentage of Consumption		
	One Child	Two Children	Three Children
Less than 15000	1.3%	0.3%	1.0%
15,000 to 19,999	1.3%	0.4%	0.9%
20,000 to 22,499	1.2%	0.4%	0.9%
22,500 to 24,999	1.2%	0.5%	0.9%
25,000 to 27,499	1.2%	0.5%	0.9%
27,500 to 29,999	1.2%	0.5%	0.9%
30,000 to 32,499	1.2%	0.6%	0.9%
32,500 to 34,999	1.2%	0.6%	0.9%
35,000 to 39,999	1.2%	0.7%	0.9%
40,000 to 44,999	1.2%	0.8%	0.9%
45,000 to 49,999	1.2%	1.0%	1.0%
50,000 to 52,499	1.3%	1.1%	1.1%
52,500 to 54,999	1.3%	1.2%	1.1%
55,000 to 59,999	1.4%	1.3%	1.1%
60,000 to 64,999	1.5%	1.5%	1.2%
65,000 to 69,999	1.5%	1.6%	1.3%
70,000 to 74,999	1.6%	1.8%	1.4%
75,000 to 87,499	1.8%	2.1%	1.6%
87,500 to 99,999	2.1%	2.5%	1.9%
100,000 to 124,999	2.5%	3.1%	2.3%
125,000 to 149,999	3.0%	3.8%	2.6%
Greater than 150,000	3.3%	4.1%	2.7%
Average	1.6%	1.4%	1.3%

Table 8
Consumption as a Percentage of Net Income

Real After Tax Family Income (2022\$)	Consumption as a Percentage of Net Income		
	One Child	Two Children	Three Children
Less than 15000	204.5%	223.5%	214.1%
15,000 to 19,999	189.9%	208.2%	194.6%
20,000 to 22,499	178.6%	194.0%	182.8%
22,500 to 24,999	171.8%	185.4%	174.0%
25,000 to 27,499	164.9%	178.2%	169.7%
27,500 to 29,999	158.4%	173.2%	161.6%
30,000 to 32,499	155.0%	167.5%	157.9%
32,500 to 34,999	148.3%	161.5%	152.9%
35,000 to 39,999	141.5%	153.3%	144.4%
40,000 to 44,999	132.5%	143.7%	138.2%
45,000 to 49,999	124.6%	134.8%	127.1%
50,000 to 52,499	118.9%	129.0%	121.7%
52,500 to 54,999	115.5%	125.2%	118.0%
55,000 to 59,999	110.1%	120.1%	113.7%
60,000 to 64,999	104.9%	113.8%	108.3%
65,000 to 69,999	100.0%	108.8%	103.9%
70,000 to 74,999	95.8%	104.0%	100.0%
75,000 to 87,499	89.4%	98.1%	93.1%
87,500 to 99,999	83.4%	91.8%	88.7%
100,000 to 124,999	79.1%	87.6%	85.7%
125,000 to 149,999	77.8%	86.9%	86.5%
Greater than 150,000	72.1%	77.1%	79.0%
Average	128.0%	139.4%	132.5%

Table 10
Basic New Jersey Child Support Proportions

Real After Tax Family Income (2022\$)	Basic New Jersey Child Support Proportions					
	One Child		Two Children		Three Children	
	Rothbarth	Marginal	Rothbarth	Marginal	Rothbarth	Marginal
Less than 15000	37.1%	33.2%	52.7%	47.9%	54.3%	50.6%
15,000 to 19,999	35.5%	27.6%	50.7%	40.9%	52.8%	45.1%
20,000 to 22,499	33.9%	11.6%	48.8%	21.1%	51.3%	29.3%
22,500 to 24,999	32.4%	17.7%	46.9%	28.7%	49.7%	35.1%
25,000 to 27,499	30.9%	10.6%	45.0%	19.8%	48.2%	27.7%
27,500 to 29,999	29.4%	11.9%	43.2%	21.4%	46.7%	28.8%
30,000 to 32,499	27.9%	9.0%	41.3%	17.8%	45.2%	25.5%
32,500 to 34,999	26.5%	11.8%	39.5%	21.2%	43.7%	28.2%
35,000 to 39,999	25.1%	13.7%	37.8%	23.6%	42.2%	30.1%
40,000 to 44,999	23.7%	12.2%	36.1%	21.7%	40.8%	28.2%
45,000 to 49,999	22.3%	5.2%	34.4%	12.9%	39.3%	20.2%
50,000 to 52,499	21.0%	-18.0%	32.7%	-16.5%	37.8%	-6.4%
52,500 to 54,999	19.7%	-0.4%	31.1%	5.7%	36.4%	13.2%
55,000 to 59,999	18.5%	3.7%	29.5%	10.9%	34.9%	17.6%
60,000 to 64,999	17.2%	2.2%	28.0%	8.9%	33.5%	15.5%
65,000 to 69,999	16.0%	-3.1%	26.4%	2.1%	32.0%	8.7%
70,000 to 74,999	14.9%	3.9%	24.9%	10.9%	30.6%	16.9%
75,000 to 87,499	13.7%	5.9%	23.5%	13.4%	29.2%	19.2%
87,500 to 99,999	12.6%	5.8%	22.0%	13.3%	27.7%	18.9%
100,000 to 124,999	11.5%	5.4%	20.6%	12.8%	26.3%	18.2%
125,000 to 149,999	10.4%	5.6%	19.3%	13.0%	24.9%	18.3%
Greater than 150,000	9.4%		17.9%		23.5%	
Average	22.3%		34.2%		38.7%	

Table 11a
Updated and Current Basic Child Support Obligation for One Child

Weekly Income	Updated Estimate	Current	Difference: Updated Estimate - Current	
			Dollar	Percent
\$180	\$63	\$50	\$13	25.6%
\$190	\$67	\$53	\$14	25.6%
\$200	\$70	\$56	\$14	25.6%
\$210	\$74	\$59	\$15	25.6%
\$220	\$78	\$62	\$16	25.6%
\$230	\$82	\$65	\$17	25.6%
\$240	\$85	\$68	\$17	25.6%
\$250	\$89	\$71	\$18	25.6%
\$260	\$93	\$74	\$19	25.6%
\$270	\$97	\$77	\$20	25.6%
\$280	\$100	\$80	\$20	25.6%
\$290	\$103	\$82	\$21	25.6%
\$300	\$107	\$85	\$22	25.6%
\$310	\$111	\$88	\$23	25.6%
\$320	\$114	\$91	\$23	25.6%
\$330	\$118	\$94	\$24	25.6%
\$340	\$121	\$96	\$25	25.6%
\$350	\$124	\$99	\$25	25.6%
\$360	\$128	\$102	\$26	25.6%
\$370	\$131	\$104	\$27	25.6%
\$380	\$134	\$107	\$27	25.6%
\$390	\$138	\$110	\$28	25.6%
\$400	\$141	\$112	\$29	25.6%
\$410	\$144	\$115	\$29	25.6%
\$420	\$147	\$117	\$30	25.6%
\$430	\$151	\$120	\$31	25.6%
\$440	\$153	\$122	\$31	25.6%
\$450	\$157	\$125	\$32	25.6%
\$460	\$160	\$127	\$33	25.6%
\$470	\$163	\$130	\$33	25.6%
\$480	\$166	\$132	\$34	25.6%
\$490	\$170	\$135	\$35	25.6%
\$500	\$172	\$137	\$35	25.6%
\$510	\$175	\$139	\$36	25.6%
\$520	\$178	\$142	\$36	25.6%
\$530	\$181	\$144	\$37	25.6%
\$540	\$183	\$146	\$37	25.6%
\$550	\$187	\$149	\$38	25.6%
\$560	\$190	\$151	\$39	25.6%
\$570	\$192	\$153	\$39	25.6%
\$580	\$195	\$155	\$40	25.6%

\$590	\$198	\$158	\$40	25.6%
\$600	\$201	\$160	\$41	25.6%
\$610	\$203	\$162	\$41	25.6%
\$620	\$206	\$164	\$42	25.6%
\$630	\$208	\$166	\$42	25.6%
\$640	\$211	\$168	\$43	25.6%
\$650	\$214	\$170	\$44	25.6%
\$660	\$216	\$172	\$44	25.6%
\$670	\$219	\$174	\$45	25.6%
\$680	\$222	\$177	\$45	25.6%
\$690	\$225	\$179	\$46	25.6%
\$700	\$227	\$181	\$46	25.6%
\$710	\$229	\$182	\$47	25.6%
\$720	\$231	\$184	\$47	25.6%
\$730	\$234	\$186	\$48	25.6%
\$740	\$236	\$188	\$48	25.6%
\$750	\$239	\$190	\$49	25.6%
\$760	\$241	\$192	\$49	25.6%
\$770	\$244	\$194	\$50	25.6%
\$780	\$246	\$196	\$50	25.6%
\$790	\$249	\$198	\$51	25.6%
\$800	\$250	\$199	\$51	25.6%
\$810	\$252	\$201	\$51	25.6%
\$820	\$255	\$203	\$52	25.6%
\$830	\$257	\$205	\$52	25.6%
\$840	\$260	\$207	\$53	25.6%
\$850	\$261	\$208	\$53	25.6%
\$860	\$264	\$210	\$54	25.6%
\$870	\$266	\$212	\$54	25.6%
\$880	\$268	\$213	\$55	25.6%
\$890	\$270	\$215	\$55	25.6%
\$900	\$273	\$217	\$56	25.6%
\$910	\$274	\$218	\$56	25.6%
\$920	\$276	\$220	\$56	25.6%
\$930	\$279	\$222	\$57	25.6%
\$940	\$280	\$223	\$57	25.6%
\$950	\$283	\$225	\$58	25.6%
\$960	\$284	\$226	\$58	25.6%
\$970	\$286	\$228	\$58	25.6%
\$980	\$289	\$230	\$59	25.6%
\$990	\$290	\$231	\$59	25.6%
\$1,000	\$293	\$233	\$60	25.6%
\$1,010	\$294	\$234	\$60	25.6%
\$1,020	\$296	\$236	\$60	25.6%
\$1,030	\$298	\$237	\$61	25.6%
\$1,040	\$300	\$239	\$61	25.6%
\$1,050	\$301	\$240	\$61	25.6%
\$1,060	\$303	\$241	\$62	25.6%

\$1,070	\$305	\$243	\$62	25.6%
\$1,080	\$306	\$244	\$62	25.6%
\$1,090	\$309	\$246	\$63	25.6%
\$1,100	\$310	\$247	\$63	25.6%
\$1,110	\$311	\$248	\$63	25.6%
\$1,120	\$314	\$250	\$64	25.6%
\$1,130	\$315	\$251	\$64	25.6%
\$1,140	\$317	\$252	\$65	25.6%
\$1,150	\$319	\$254	\$65	25.6%
\$1,160	\$320	\$255	\$65	25.6%
\$1,170	\$322	\$256	\$66	25.6%
\$1,180	\$324	\$258	\$66	25.6%
\$1,190	\$325	\$259	\$66	25.6%
\$1,200	\$327	\$260	\$67	25.6%
\$1,210	\$329	\$262	\$67	25.6%
\$1,220	\$330	\$263	\$67	25.6%
\$1,230	\$332	\$264	\$68	25.6%
\$1,240	\$333	\$265	\$68	25.6%
\$1,250	\$334	\$266	\$68	25.6%
\$1,260	\$337	\$268	\$69	25.6%
\$1,270	\$338	\$269	\$69	25.6%
\$1,280	\$339	\$270	\$69	25.6%
\$1,290	\$340	\$271	\$69	25.6%
\$1,300	\$342	\$272	\$70	25.6%
\$1,310	\$344	\$274	\$70	25.6%
\$1,320	\$345	\$275	\$70	25.6%
\$1,330	\$347	\$276	\$71	25.6%
\$1,340	\$348	\$277	\$71	25.6%
\$1,350	\$349	\$278	\$71	25.6%
\$1,360	\$350	\$279	\$71	25.6%
\$1,370	\$352	\$280	\$72	25.6%
\$1,380	\$353	\$281	\$72	25.6%
\$1,390	\$354	\$282	\$72	25.6%
\$1,400	\$357	\$284	\$73	25.6%
\$1,410	\$358	\$285	\$73	25.6%
\$1,420	\$359	\$286	\$73	25.6%
\$1,430	\$360	\$287	\$73	25.6%
\$1,440	\$362	\$288	\$74	25.6%
\$1,450	\$363	\$289	\$74	25.6%
\$1,460	\$364	\$290	\$74	25.6%
\$1,470	\$365	\$291	\$74	25.6%
\$1,480	\$367	\$292	\$75	25.6%
\$1,490	\$368	\$293	\$75	25.6%
\$1,500	\$369	\$294	\$75	25.6%
\$1,510	\$371	\$295	\$76	25.6%
\$1,520	\$372	\$296	\$76	25.6%
\$1,530	\$373	\$297	\$76	25.6%
\$1,540	\$374	\$298	\$76	25.6%

\$1,550	\$376	\$299	\$77	25.6%
\$1,560	\$377	\$300	\$77	25.6%
\$1,570	\$378	\$301	\$77	25.6%
\$1,580	\$379	\$302	\$77	25.6%
\$1,590	\$381	\$303	\$78	25.6%
\$1,600	\$382	\$304	\$78	25.6%
\$1,610	\$382	\$304	\$78	25.6%
\$1,620	\$383	\$305	\$78	25.6%
\$1,630	\$384	\$306	\$78	25.6%
\$1,640	\$386	\$307	\$79	25.6%
\$1,650	\$387	\$308	\$79	25.6%
\$1,660	\$388	\$309	\$79	25.6%
\$1,670	\$389	\$310	\$79	25.6%
\$1,680	\$391	\$311	\$80	25.6%
\$1,690	\$392	\$312	\$80	25.6%
\$1,700	\$393	\$313	\$80	25.6%
\$1,710	\$394	\$314	\$80	25.6%
\$1,720	\$394	\$314	\$80	25.6%
\$1,730	\$396	\$315	\$81	25.6%
\$1,740	\$397	\$316	\$81	25.6%
\$1,750	\$398	\$317	\$81	25.6%
\$1,760	\$399	\$318	\$81	25.6%
\$1,770	\$401	\$319	\$82	25.6%
\$1,780	\$402	\$320	\$82	25.6%
\$1,790	\$403	\$321	\$82	25.6%
\$1,800	\$403	\$321	\$82	25.6%
\$1,810	\$404	\$322	\$82	25.6%
\$1,820	\$406	\$323	\$83	25.6%
\$1,830	\$407	\$324	\$83	25.6%
\$1,840	\$408	\$325	\$83	25.6%
\$1,850	\$409	\$326	\$83	25.6%
\$1,860	\$411	\$327	\$84	25.6%
\$1,870	\$411	\$327	\$84	25.6%
\$1,880	\$412	\$328	\$84	25.6%
\$1,890	\$413	\$329	\$84	25.6%
\$1,900	\$414	\$330	\$84	25.6%
\$1,910	\$416	\$331	\$85	25.6%
\$1,920	\$417	\$332	\$85	25.6%
\$1,930	\$417	\$332	\$85	25.6%
\$1,940	\$418	\$333	\$85	25.6%
\$1,950	\$420	\$334	\$86	25.6%
\$1,960	\$421	\$335	\$86	25.6%
\$1,970	\$422	\$336	\$86	25.6%
\$1,980	\$423	\$337	\$86	25.6%
\$1,990	\$425	\$338	\$87	25.6%
\$2,000	\$425	\$338	\$87	25.6%
\$2,010	\$426	\$339	\$87	25.6%
\$2,020	\$427	\$340	\$87	25.6%

\$2,030	\$428	\$341	\$87	25.6%
\$2,040	\$430	\$342	\$88	25.6%
\$2,050	\$431	\$343	\$88	25.6%
\$2,060	\$431	\$343	\$88	25.6%
\$2,070	\$432	\$344	\$88	25.6%
\$2,080	\$433	\$345	\$88	25.6%
\$2,090	\$435	\$346	\$89	25.6%
\$2,100	\$436	\$347	\$89	25.6%
\$2,110	\$437	\$348	\$89	25.6%
\$2,120	\$437	\$348	\$89	25.6%
\$2,130	\$438	\$349	\$89	25.6%
\$2,140	\$440	\$350	\$90	25.6%
\$2,150	\$441	\$351	\$90	25.6%
\$2,160	\$442	\$352	\$90	25.6%
\$2,170	\$443	\$353	\$90	25.6%
\$2,180	\$445	\$354	\$91	25.6%
\$2,190	\$445	\$354	\$91	25.6%
\$2,200	\$446	\$355	\$91	25.6%
\$2,210	\$447	\$356	\$91	25.6%
\$2,220	\$448	\$357	\$91	25.6%
\$2,230	\$450	\$358	\$92	25.6%
\$2,240	\$451	\$359	\$92	25.6%
\$2,250	\$452	\$360	\$92	25.6%
\$2,260	\$453	\$361	\$92	25.6%
\$2,270	\$455	\$362	\$93	25.6%
\$2,280	\$455	\$362	\$93	25.6%
\$2,290	\$456	\$363	\$93	25.6%
\$2,300	\$457	\$364	\$93	25.6%
\$2,310	\$458	\$365	\$93	25.6%
\$2,320	\$460	\$366	\$94	25.6%
\$2,330	\$461	\$367	\$94	25.6%
\$2,340	\$462	\$368	\$94	25.6%
\$2,350	\$463	\$369	\$94	25.6%
\$2,360	\$465	\$370	\$95	25.6%
\$2,370	\$466	\$371	\$95	25.6%
\$2,380	\$467	\$372	\$95	25.6%
\$2,390	\$468	\$373	\$95	25.6%
\$2,400	\$470	\$374	\$96	25.6%
\$2,410	\$471	\$375	\$96	25.6%
\$2,420	\$471	\$375	\$96	25.6%
\$2,430	\$472	\$376	\$96	25.6%
\$2,440	\$474	\$377	\$97	25.6%
\$2,450	\$475	\$378	\$97	25.6%
\$2,460	\$476	\$379	\$97	25.6%
\$2,470	\$477	\$380	\$97	25.6%
\$2,480	\$479	\$381	\$98	25.6%
\$2,490	\$480	\$382	\$98	25.6%
\$2,500	\$481	\$383	\$98	25.6%

\$2,510	\$484	\$385	\$99	25.6%
\$2,520	\$485	\$386	\$99	25.6%
\$2,530	\$486	\$387	\$99	25.6%
\$2,540	\$487	\$388	\$99	25.6%
\$2,550	\$489	\$389	\$100	25.6%
\$2,560	\$490	\$390	\$100	25.6%
\$2,570	\$491	\$391	\$100	25.6%
\$2,580	\$492	\$392	\$100	25.6%
\$2,590	\$494	\$393	\$101	25.6%
\$2,600	\$495	\$394	\$101	25.6%
\$2,610	\$496	\$395	\$101	25.6%
\$2,620	\$497	\$396	\$101	25.6%
\$2,630	\$499	\$397	\$102	25.6%
\$2,640	\$501	\$399	\$102	25.6%
\$2,650	\$502	\$400	\$102	25.6%
\$2,660	\$504	\$401	\$103	25.6%
\$2,670	\$505	\$402	\$103	25.6%
\$2,680	\$506	\$403	\$103	25.6%
\$2,690	\$507	\$404	\$103	25.6%
\$2,700	\$510	\$406	\$104	25.6%
\$2,710	\$511	\$407	\$104	25.6%
\$2,720	\$512	\$408	\$104	25.6%
\$2,730	\$514	\$409	\$105	25.6%
\$2,740	\$516	\$411	\$105	25.6%
\$2,750	\$517	\$412	\$105	25.6%
\$2,760	\$519	\$413	\$106	25.6%
\$2,770	\$520	\$414	\$106	25.6%
\$2,780	\$522	\$416	\$106	25.6%
\$2,790	\$524	\$417	\$107	25.6%
\$2,800	\$525	\$418	\$107	25.6%
\$2,810	\$526	\$419	\$107	25.6%
\$2,820	\$529	\$421	\$108	25.6%
\$2,830	\$530	\$422	\$108	25.6%
\$2,840	\$531	\$423	\$108	25.6%
\$2,850	\$534	\$425	\$109	25.6%
\$2,860	\$535	\$426	\$109	25.6%
\$2,870	\$538	\$428	\$110	25.6%
\$2,880	\$539	\$429	\$110	25.6%
\$2,890	\$540	\$430	\$110	25.6%
\$2,900	\$543	\$432	\$111	25.6%
\$2,910	\$544	\$433	\$111	25.6%
\$2,920	\$546	\$435	\$111	25.6%
\$2,930	\$548	\$436	\$112	25.6%
\$2,940	\$550	\$438	\$112	25.6%
\$2,950	\$551	\$439	\$112	25.6%
\$2,960	\$554	\$441	\$113	25.6%
\$2,970	\$555	\$442	\$113	25.6%
\$2,980	\$558	\$444	\$114	25.6%

\$2,990	\$559	\$445	\$114	25.6%
\$3,000	\$561	\$447	\$114	25.6%
\$3,010	\$563	\$448	\$115	25.6%
\$3,020	\$565	\$450	\$115	25.6%
\$3,030	\$568	\$452	\$116	25.6%
\$3,040	\$569	\$453	\$116	25.6%
\$3,050	\$571	\$455	\$116	25.6%
\$3,060	\$573	\$456	\$117	25.6%
\$3,070	\$575	\$458	\$117	25.6%
\$3,080	\$578	\$460	\$118	25.6%
\$3,090	\$579	\$461	\$118	25.6%
\$3,100	\$582	\$463	\$119	25.6%
\$3,110	\$584	\$465	\$119	25.6%
\$3,120	\$587	\$467	\$120	25.6%
\$3,130	\$588	\$468	\$120	25.6%
\$3,140	\$590	\$470	\$120	25.6%
\$3,150	\$593	\$472	\$121	25.6%
\$3,160	\$595	\$474	\$121	25.6%
\$3,170	\$598	\$476	\$122	25.6%
\$3,180	\$599	\$477	\$122	25.6%
\$3,190	\$602	\$479	\$123	25.6%
\$3,200	\$604	\$481	\$123	25.6%
\$3,210	\$607	\$483	\$124	25.6%
\$3,220	\$609	\$485	\$124	25.6%
\$3,230	\$612	\$487	\$125	25.6%
\$3,240	\$614	\$489	\$125	25.6%
\$3,250	\$617	\$491	\$126	25.6%
\$3,260	\$619	\$493	\$126	25.6%
\$3,270	\$622	\$495	\$127	25.6%
\$3,280	\$624	\$497	\$127	25.6%
\$3,290	\$627	\$499	\$128	25.6%
\$3,300	\$629	\$501	\$128	25.6%
\$3,310	\$632	\$503	\$129	25.6%
\$3,320	\$634	\$505	\$129	25.6%
\$3,330	\$637	\$507	\$130	25.6%
\$3,340	\$639	\$509	\$130	25.6%
\$3,350	\$642	\$511	\$131	25.6%
\$3,360	\$644	\$513	\$131	25.6%
\$3,370	\$648	\$516	\$132	25.6%
\$3,380	\$651	\$518	\$133	25.6%
\$3,390	\$653	\$520	\$133	25.6%
\$3,400	\$656	\$522	\$134	25.6%
\$3,410	\$658	\$524	\$134	25.6%
\$3,420	\$662	\$527	\$135	25.6%
\$3,430	\$664	\$529	\$135	25.6%
\$3,440	\$667	\$531	\$136	25.6%
\$3,450	\$671	\$534	\$137	25.6%
\$3,460	\$673	\$536	\$137	25.6%

\$3,470	\$676	\$538	\$138	25.6%
\$3,480	\$679	\$541	\$138	25.6%
\$3,490	\$682	\$543	\$139	25.6%
\$3,500	\$686	\$546	\$140	25.6%
\$3,510	\$688	\$548	\$140	25.6%
\$3,520	\$692	\$551	\$141	25.6%
\$3,530	\$695	\$553	\$142	25.6%
\$3,540	\$698	\$556	\$142	25.6%
\$3,550	\$701	\$558	\$143	25.6%
\$3,560	\$705	\$561	\$144	25.6%
\$3,570	\$707	\$563	\$144	25.6%
\$3,580	\$711	\$566	\$145	25.6%
\$3,590	\$715	\$569	\$146	25.6%
\$3,600	\$717	\$571	\$146	25.6%

Table 11b
Updated and Current Inflation Adjusted Basic Child Support Obligation for One Child

Weekly Income	Updated Estimate	Current in 2022 Dollars	Difference: Updated Estimate - Current	
			Dollar	Percent
\$180	\$63	\$63	\$	0.0%
\$190	\$67	\$67	\$	0.0%
\$200	\$70	\$70	\$	0.0%
\$210	\$74	\$74	\$	0.0%
\$220	\$78	\$78	\$	0.0%
\$230	\$82	\$82	\$	0.0%
\$240	\$85	\$85	\$	0.0%
\$250	\$89	\$89	\$	0.0%
\$260	\$93	\$93	\$	0.0%
\$270	\$97	\$97	\$	0.0%
\$280	\$100	\$100	\$	0.0%
\$290	\$103	\$103	\$	0.0%
\$300	\$107	\$107	\$	0.0%
\$310	\$111	\$111	\$	0.0%
\$320	\$114	\$114	\$	0.0%
\$330	\$118	\$118	\$	0.0%
\$340	\$121	\$121	\$	0.0%
\$350	\$124	\$124	\$	0.0%
\$360	\$128	\$128	\$	0.0%
\$370	\$131	\$131	\$	0.0%
\$380	\$134	\$134	\$	0.0%
\$390	\$138	\$138	\$	0.0%
\$400	\$141	\$141	\$	0.0%
\$410	\$144	\$144	\$	0.0%
\$420	\$147	\$147	\$	0.0%
\$430	\$151	\$151	\$	0.0%
\$440	\$153	\$153	\$	0.0%
\$450	\$157	\$157	\$	0.0%
\$460	\$160	\$160	\$	0.0%
\$470	\$163	\$163	\$	0.0%
\$480	\$166	\$166	\$	0.0%
\$490	\$170	\$170	\$	0.0%
\$500	\$172	\$172	\$	0.0%
\$510	\$175	\$175	\$	0.0%
\$520	\$178	\$178	\$	0.0%
\$530	\$181	\$181	\$	0.0%
\$540	\$183	\$183	\$	0.0%
\$550	\$187	\$187	\$	0.0%
\$560	\$190	\$190	\$	0.0%
\$570	\$192	\$192	\$	0.0%
\$580	\$195	\$195	\$	0.0%

\$590	\$198	\$198	\$	0.0%
\$600	\$201	\$201	\$	0.0%
\$610	\$203	\$203	\$	0.0%
\$620	\$206	\$206	\$	0.0%
\$630	\$208	\$208	\$	0.0%
\$640	\$211	\$211	\$	0.0%
\$650	\$214	\$214	\$	0.0%
\$660	\$216	\$216	\$	0.0%
\$670	\$219	\$219	\$	0.0%
\$680	\$222	\$222	\$	0.0%
\$690	\$225	\$225	\$	0.0%
\$700	\$227	\$227	\$	0.0%
\$710	\$229	\$229	\$	0.0%
\$720	\$231	\$231	\$	0.0%
\$730	\$234	\$234	\$	0.0%
\$740	\$236	\$236	\$	0.0%
\$750	\$239	\$239	\$	0.0%
\$760	\$241	\$241	\$	0.0%
\$770	\$244	\$244	\$	0.0%
\$780	\$246	\$246	\$	0.0%
\$790	\$249	\$249	\$	0.0%
\$800	\$250	\$250	\$	0.0%
\$810	\$252	\$252	\$	0.0%
\$820	\$255	\$255	\$	0.0%
\$830	\$257	\$257	\$	0.0%
\$840	\$260	\$260	\$	0.0%
\$850	\$261	\$261	\$	0.0%
\$860	\$264	\$264	\$	0.0%
\$870	\$266	\$266	\$	0.0%
\$880	\$268	\$268	\$	0.0%
\$890	\$270	\$270	\$	0.0%
\$900	\$273	\$273	\$	0.0%
\$910	\$274	\$274	\$	0.0%
\$920	\$276	\$276	\$	0.0%
\$930	\$279	\$279	\$	0.0%
\$940	\$280	\$280	\$	0.0%
\$950	\$283	\$283	\$	0.0%
\$960	\$284	\$284	\$	0.0%
\$970	\$286	\$286	\$	0.0%
\$980	\$289	\$289	\$	0.0%
\$990	\$290	\$290	\$	0.0%
\$1,000	\$293	\$293	\$	0.0%
\$1,010	\$294	\$294	\$	0.0%
\$1,020	\$296	\$296	\$	0.0%
\$1,030	\$298	\$298	\$	0.0%
\$1,040	\$300	\$300	\$	0.0%
\$1,050	\$301	\$301	\$	0.0%
\$1,060	\$303	\$303	\$	0.0%

\$1,070	\$305	\$305	\$	0.0%
\$1,080	\$306	\$306	\$	0.0%
\$1,090	\$309	\$309	\$	0.0%
\$1,100	\$310	\$310	\$	0.0%
\$1,110	\$311	\$311	\$	0.0%
\$1,120	\$314	\$314	\$	0.0%
\$1,130	\$315	\$315	\$	0.0%
\$1,140	\$317	\$317	\$	0.0%
\$1,150	\$319	\$319	\$	0.0%
\$1,160	\$320	\$320	\$	0.0%
\$1,170	\$322	\$322	\$	0.0%
\$1,180	\$324	\$324	\$	0.0%
\$1,190	\$325	\$325	\$	0.0%
\$1,200	\$327	\$327	\$	0.0%
\$1,210	\$329	\$329	\$	0.0%
\$1,220	\$330	\$330	\$	0.0%
\$1,230	\$332	\$332	\$	0.0%
\$1,240	\$333	\$333	\$	0.0%
\$1,250	\$334	\$334	\$	0.0%
\$1,260	\$337	\$337	\$	0.0%
\$1,270	\$338	\$338	\$	0.0%
\$1,280	\$339	\$339	\$	0.0%
\$1,290	\$340	\$340	\$	0.0%
\$1,300	\$342	\$342	\$	0.0%
\$1,310	\$344	\$344	\$	0.0%
\$1,320	\$345	\$345	\$	0.0%
\$1,330	\$347	\$347	\$	0.0%
\$1,340	\$348	\$348	\$	0.0%
\$1,350	\$349	\$349	\$	0.0%
\$1,360	\$350	\$350	\$	0.0%
\$1,370	\$352	\$352	\$	0.0%
\$1,380	\$353	\$353	\$	0.0%
\$1,390	\$354	\$354	\$	0.0%
\$1,400	\$357	\$357	\$	0.0%
\$1,410	\$358	\$358	\$	0.0%
\$1,420	\$359	\$359	\$	0.0%
\$1,430	\$360	\$360	\$	0.0%
\$1,440	\$362	\$362	\$	0.0%
\$1,450	\$363	\$363	\$	0.0%
\$1,460	\$364	\$364	\$	0.0%
\$1,470	\$365	\$365	\$	0.0%
\$1,480	\$367	\$367	\$	0.0%
\$1,490	\$368	\$368	\$	0.0%
\$1,500	\$369	\$369	\$	0.0%
\$1,510	\$371	\$371	\$	0.0%
\$1,520	\$372	\$372	\$	0.0%
\$1,530	\$373	\$373	\$	0.0%
\$1,540	\$374	\$374	\$	0.0%

\$1,550	\$376	\$376	\$	0.0%
\$1,560	\$377	\$377	\$	0.0%
\$1,570	\$378	\$378	\$	0.0%
\$1,580	\$379	\$379	\$	0.0%
\$1,590	\$381	\$381	\$	0.0%
\$1,600	\$382	\$382	\$	0.0%
\$1,610	\$382	\$382	\$	0.0%
\$1,620	\$383	\$383	\$	0.0%
\$1,630	\$384	\$384	\$	0.0%
\$1,640	\$386	\$386	\$	0.0%
\$1,650	\$387	\$387	\$	0.0%
\$1,660	\$388	\$388	\$	0.0%
\$1,670	\$389	\$389	\$	0.0%
\$1,680	\$391	\$391	\$	0.0%
\$1,690	\$392	\$392	\$	0.0%
\$1,700	\$393	\$393	\$	0.0%
\$1,710	\$394	\$394	\$	0.0%
\$1,720	\$394	\$394	\$	0.0%
\$1,730	\$396	\$396	\$	0.0%
\$1,740	\$397	\$397	\$	0.0%
\$1,750	\$398	\$398	\$	0.0%
\$1,760	\$399	\$399	\$	0.0%
\$1,770	\$401	\$401	\$	0.0%
\$1,780	\$402	\$402	\$	0.0%
\$1,790	\$403	\$403	\$	0.0%
\$1,800	\$403	\$403	\$	0.0%
\$1,810	\$404	\$404	\$	0.0%
\$1,820	\$406	\$406	\$	0.0%
\$1,830	\$407	\$407	\$	0.0%
\$1,840	\$408	\$408	\$	0.0%
\$1,850	\$409	\$409	\$	0.0%
\$1,860	\$411	\$411	\$	0.0%
\$1,870	\$411	\$411	\$	0.0%
\$1,880	\$412	\$412	\$	0.0%
\$1,890	\$413	\$413	\$	0.0%
\$1,900	\$414	\$414	\$	0.0%
\$1,910	\$416	\$416	\$	0.0%
\$1,920	\$417	\$417	\$	0.0%
\$1,930	\$417	\$417	\$	0.0%
\$1,940	\$418	\$418	\$	0.0%
\$1,950	\$420	\$420	\$	0.0%
\$1,960	\$421	\$421	\$	0.0%
\$1,970	\$422	\$422	\$	0.0%
\$1,980	\$423	\$423	\$	0.0%
\$1,990	\$425	\$425	\$	0.0%
\$2,000	\$425	\$425	\$	0.0%
\$2,010	\$426	\$426	\$	0.0%
\$2,020	\$427	\$427	\$	0.0%

\$2,030	\$428	\$428	\$	0.0%
\$2,040	\$430	\$430	\$	0.0%
\$2,050	\$431	\$431	\$	0.0%
\$2,060	\$431	\$431	\$	0.0%
\$2,070	\$432	\$432	\$	0.0%
\$2,080	\$433	\$433	\$	0.0%
\$2,090	\$435	\$435	\$	0.0%
\$2,100	\$436	\$436	\$	0.0%
\$2,110	\$437	\$437	\$	0.0%
\$2,120	\$437	\$437	\$	0.0%
\$2,130	\$438	\$438	\$	0.0%
\$2,140	\$440	\$440	\$	0.0%
\$2,150	\$441	\$441	\$	0.0%
\$2,160	\$442	\$442	\$	0.0%
\$2,170	\$443	\$443	\$	0.0%
\$2,180	\$445	\$445	\$	0.0%
\$2,190	\$445	\$445	\$	0.0%
\$2,200	\$446	\$446	\$	0.0%
\$2,210	\$447	\$447	\$	0.0%
\$2,220	\$448	\$448	\$	0.0%
\$2,230	\$450	\$450	\$	0.0%
\$2,240	\$451	\$451	\$	0.0%
\$2,250	\$452	\$452	\$	0.0%
\$2,260	\$453	\$453	\$	0.0%
\$2,270	\$455	\$455	\$	0.0%
\$2,280	\$455	\$455	\$	0.0%
\$2,290	\$456	\$456	\$	0.0%
\$2,300	\$457	\$457	\$	0.0%
\$2,310	\$458	\$458	\$	0.0%
\$2,320	\$460	\$460	\$	0.0%
\$2,330	\$461	\$461	\$	0.0%
\$2,340	\$462	\$462	\$	0.0%
\$2,350	\$463	\$463	\$	0.0%
\$2,360	\$465	\$465	\$	0.0%
\$2,370	\$466	\$466	\$	0.0%
\$2,380	\$467	\$467	\$	0.0%
\$2,390	\$468	\$468	\$	0.0%
\$2,400	\$470	\$470	\$	0.0%
\$2,410	\$471	\$471	\$	0.0%
\$2,420	\$471	\$471	\$	0.0%
\$2,430	\$472	\$472	\$	0.0%
\$2,440	\$474	\$474	\$	0.0%
\$2,450	\$475	\$475	\$	0.0%
\$2,460	\$476	\$476	\$	0.0%
\$2,470	\$477	\$477	\$	0.0%
\$2,480	\$479	\$479	\$	0.0%
\$2,490	\$480	\$480	\$	0.0%
\$2,500	\$481	\$481	\$	0.0%

\$2,510	\$484	\$484	\$	0.0%
\$2,520	\$485	\$485	\$	0.0%
\$2,530	\$486	\$486	\$	0.0%
\$2,540	\$487	\$487	\$	0.0%
\$2,550	\$489	\$489	\$	0.0%
\$2,560	\$490	\$490	\$	0.0%
\$2,570	\$491	\$491	\$	0.0%
\$2,580	\$492	\$492	\$	0.0%
\$2,590	\$494	\$494	\$	0.0%
\$2,600	\$495	\$495	\$	0.0%
\$2,610	\$496	\$496	\$	0.0%
\$2,620	\$497	\$497	\$	0.0%
\$2,630	\$499	\$499	\$	0.0%
\$2,640	\$501	\$501	\$	0.0%
\$2,650	\$502	\$502	\$	0.0%
\$2,660	\$504	\$504	\$	0.0%
\$2,670	\$505	\$505	\$	0.0%
\$2,680	\$506	\$506	\$	0.0%
\$2,690	\$507	\$507	\$	0.0%
\$2,700	\$510	\$510	\$	0.0%
\$2,710	\$511	\$511	\$	0.0%
\$2,720	\$512	\$512	\$	0.0%
\$2,730	\$514	\$514	\$	0.0%
\$2,740	\$516	\$516	\$	0.0%
\$2,750	\$517	\$517	\$	0.0%
\$2,760	\$519	\$519	\$	0.0%
\$2,770	\$520	\$520	\$	0.0%
\$2,780	\$522	\$522	\$	0.0%
\$2,790	\$524	\$524	\$	0.0%
\$2,800	\$525	\$525	\$	0.0%
\$2,810	\$526	\$526	\$	0.0%
\$2,820	\$529	\$529	\$	0.0%
\$2,830	\$530	\$530	\$	0.0%
\$2,840	\$531	\$531	\$	0.0%
\$2,850	\$534	\$534	\$	0.0%
\$2,860	\$535	\$535	\$	0.0%
\$2,870	\$538	\$538	\$	0.0%
\$2,880	\$539	\$539	\$	0.0%
\$2,890	\$540	\$540	\$	0.0%
\$2,900	\$543	\$543	\$	0.0%
\$2,910	\$544	\$544	\$	0.0%
\$2,920	\$546	\$546	\$	0.0%
\$2,930	\$548	\$548	\$	0.0%
\$2,940	\$550	\$550	\$	0.0%
\$2,950	\$551	\$551	\$	0.0%
\$2,960	\$554	\$554	\$	0.0%
\$2,970	\$555	\$555	\$	0.0%
\$2,980	\$558	\$558	\$	0.0%

\$2,990	\$559	\$559	\$	0.0%
\$3,000	\$561	\$561	\$	0.0%
\$3,010	\$563	\$563	\$	0.0%
\$3,020	\$565	\$565	\$	0.0%
\$3,030	\$568	\$568	\$	0.0%
\$3,040	\$569	\$569	\$	0.0%
\$3,050	\$571	\$571	\$	0.0%
\$3,060	\$573	\$573	\$	0.0%
\$3,070	\$575	\$575	\$	0.0%
\$3,080	\$578	\$578	\$	0.0%
\$3,090	\$579	\$579	\$	0.0%
\$3,100	\$582	\$582	\$	0.0%
\$3,110	\$584	\$584	\$	0.0%
\$3,120	\$587	\$587	\$	0.0%
\$3,130	\$588	\$588	\$	0.0%
\$3,140	\$590	\$590	\$	0.0%
\$3,150	\$593	\$593	\$	0.0%
\$3,160	\$595	\$595	\$	0.0%
\$3,170	\$598	\$598	\$	0.0%
\$3,180	\$599	\$599	\$	0.0%
\$3,190	\$602	\$602	\$	0.0%
\$3,200	\$604	\$604	\$	0.0%
\$3,210	\$607	\$607	\$	0.0%
\$3,220	\$609	\$609	\$	0.0%
\$3,230	\$612	\$612	\$	0.0%
\$3,240	\$614	\$614	\$	0.0%
\$3,250	\$617	\$617	\$	0.0%
\$3,260	\$619	\$619	\$	0.0%
\$3,270	\$622	\$622	\$	0.0%
\$3,280	\$624	\$624	\$	0.0%
\$3,290	\$627	\$627	\$	0.0%
\$3,300	\$629	\$629	\$	0.0%
\$3,310	\$632	\$632	\$	0.0%
\$3,320	\$634	\$634	\$	0.0%
\$3,330	\$637	\$637	\$	0.0%
\$3,340	\$639	\$639	\$	0.0%
\$3,350	\$642	\$642	\$	0.0%
\$3,360	\$644	\$644	\$	0.0%
\$3,370	\$648	\$648	\$	0.0%
\$3,380	\$651	\$651	\$	0.0%
\$3,390	\$653	\$653	\$	0.0%
\$3,400	\$656	\$656	\$	0.0%
\$3,410	\$658	\$658	\$	0.0%
\$3,420	\$662	\$662	\$	0.0%
\$3,430	\$664	\$664	\$	0.0%
\$3,440	\$667	\$667	\$	0.0%
\$3,450	\$671	\$671	\$	0.0%
\$3,460	\$673	\$673	\$	0.0%

\$3,470	\$676	\$676	\$	0.0%
\$3,480	\$679	\$679	\$	0.0%
\$3,490	\$682	\$682	\$	0.0%
\$3,500	\$686	\$686	\$	0.0%
\$3,510	\$688	\$688	\$	0.0%
\$3,520	\$692	\$692	\$	0.0%
\$3,530	\$695	\$695	\$	0.0%
\$3,540	\$698	\$698	\$	0.0%
\$3,550	\$701	\$701	\$	0.0%
\$3,560	\$705	\$705	\$	0.0%
\$3,570	\$707	\$707	\$	0.0%
\$3,580	\$711	\$711	\$	0.0%
\$3,590	\$715	\$715	\$	0.0%
\$3,600	\$717	\$717	\$	0.0%

Table 12a
Updated and Current Basic Child Support Obligation for Two Children

Weekly Income	Updated Estimate	Current	Difference: Updated Estimate - Current	
			Dollar	Percent
\$180	\$125	\$59	\$66	111.9%
\$190	\$128	\$62	\$66	107.2%
\$200	\$132	\$66	\$66	99.8%
\$210	\$135	\$69	\$66	96.0%
\$220	\$139	\$72	\$67	92.5%
\$230	\$142	\$75	\$67	89.2%
\$240	\$145	\$78	\$67	86.2%
\$250	\$149	\$82	\$67	81.1%
\$260	\$152	\$85	\$67	78.5%
\$270	\$155	\$88	\$67	76.1%
\$280	\$158	\$91	\$67	73.9%
\$290	\$161	\$94	\$67	71.7%
\$300	\$165	\$97	\$68	69.7%
\$310	\$168	\$100	\$68	67.7%
\$320	\$171	\$103	\$68	65.9%
\$330	\$174	\$106	\$68	64.1%
\$340	\$177	\$109	\$68	62.5%
\$350	\$180	\$112	\$68	60.8%
\$360	\$183	\$114	\$69	60.7%
\$370	\$186	\$117	\$69	59.1%
\$380	\$189	\$120	\$69	57.7%
\$390	\$192	\$123	\$69	56.2%
\$400	\$195	\$126	\$69	54.9%
\$410	\$198	\$128	\$70	54.8%
\$420	\$201	\$131	\$70	53.4%
\$430	\$204	\$134	\$70	52.2%
\$440	\$207	\$137	\$70	50.9%
\$450	\$210	\$139	\$71	50.8%
\$460	\$212	\$142	\$70	49.6%
\$470	\$215	\$145	\$70	48.5%
\$480	\$218	\$147	\$71	48.4%
\$490	\$221	\$150	\$71	47.2%
\$500	\$224	\$152	\$72	47.1%
\$510	\$226	\$155	\$71	46.0%
\$520	\$229	\$157	\$72	45.9%
\$530	\$232	\$160	\$72	44.9%
\$540	\$234	\$162	\$72	44.7%
\$550	\$237	\$165	\$72	43.7%
\$560	\$240	\$167	\$73	43.6%
\$570	\$242	\$170	\$72	42.6%
\$580	\$245	\$172	\$73	42.4%

\$590	\$248	\$174	\$74	42.3%
\$600	\$250	\$177	\$73	41.3%
\$610	\$253	\$179	\$74	41.2%
\$620	\$255	\$181	\$74	41.0%
\$630	\$258	\$184	\$74	40.1%
\$640	\$260	\$186	\$74	39.9%
\$650	\$263	\$188	\$75	39.7%
\$660	\$265	\$191	\$74	38.8%
\$670	\$268	\$193	\$75	38.6%
\$680	\$270	\$195	\$75	38.5%
\$690	\$272	\$197	\$75	38.3%
\$700	\$275	\$199	\$76	38.1%
\$710	\$277	\$201	\$76	37.9%
\$720	\$280	\$204	\$76	37.0%
\$730	\$282	\$206	\$76	36.8%
\$740	\$284	\$208	\$76	36.6%
\$750	\$286	\$210	\$76	36.4%
\$760	\$289	\$212	\$77	36.2%
\$770	\$291	\$214	\$77	36.0%
\$780	\$293	\$216	\$77	35.8%
\$790	\$295	\$218	\$77	35.5%
\$800	\$298	\$220	\$78	35.3%
\$810	\$300	\$222	\$78	35.1%
\$820	\$302	\$224	\$78	34.9%
\$830	\$304	\$226	\$78	34.6%
\$840	\$306	\$228	\$78	34.4%
\$850	\$309	\$230	\$79	34.2%
\$860	\$311	\$232	\$79	33.9%
\$870	\$313	\$234	\$79	33.7%
\$880	\$315	\$235	\$80	34.0%
\$890	\$317	\$237	\$80	33.7%
\$900	\$319	\$239	\$80	33.5%
\$910	\$321	\$241	\$80	33.2%
\$920	\$323	\$243	\$80	33.0%
\$930	\$325	\$244	\$81	33.3%
\$940	\$327	\$246	\$81	33.0%
\$950	\$329	\$248	\$81	32.7%
\$960	\$331	\$250	\$81	32.4%
\$970	\$333	\$251	\$82	32.7%
\$980	\$335	\$253	\$82	32.4%
\$990	\$337	\$255	\$82	32.1%
\$1,000	\$339	\$257	\$82	31.9%
\$1,010	\$341	\$258	\$83	32.1%
\$1,020	\$343	\$260	\$83	31.8%
\$1,030	\$345	\$261	\$84	32.0%
\$1,040	\$346	\$263	\$83	31.7%
\$1,050	\$348	\$265	\$83	31.4%
\$1,060	\$350	\$266	\$84	31.6%

\$1,070	\$352	\$268	\$84	31.3%
\$1,080	\$354	\$269	\$85	31.5%
\$1,090	\$356	\$271	\$85	31.2%
\$1,100	\$357	\$273	\$84	30.9%
\$1,110	\$359	\$274	\$85	31.1%
\$1,120	\$361	\$276	\$85	30.8%
\$1,130	\$363	\$277	\$86	30.9%
\$1,140	\$364	\$279	\$85	30.6%
\$1,150	\$366	\$280	\$86	30.7%
\$1,160	\$368	\$282	\$86	30.4%
\$1,170	\$370	\$283	\$87	30.6%
\$1,180	\$371	\$284	\$87	30.7%
\$1,190	\$373	\$286	\$87	30.4%
\$1,200	\$375	\$287	\$88	30.5%
\$1,210	\$376	\$289	\$87	30.2%
\$1,220	\$378	\$290	\$88	30.3%
\$1,230	\$379	\$291	\$88	30.4%
\$1,240	\$381	\$293	\$88	30.1%
\$1,250	\$383	\$294	\$89	30.2%
\$1,260	\$384	\$296	\$88	29.8%
\$1,270	\$386	\$297	\$89	29.9%
\$1,280	\$387	\$298	\$89	30.0%
\$1,290	\$389	\$300	\$89	29.7%
\$1,300	\$391	\$301	\$90	29.8%
\$1,310	\$392	\$302	\$90	29.9%
\$1,320	\$394	\$303	\$91	29.9%
\$1,330	\$395	\$305	\$90	29.6%
\$1,340	\$397	\$306	\$91	29.7%
\$1,350	\$398	\$307	\$91	29.7%
\$1,360	\$400	\$308	\$92	29.8%
\$1,370	\$401	\$310	\$91	29.4%
\$1,380	\$403	\$311	\$92	29.5%
\$1,390	\$404	\$312	\$92	29.6%
\$1,400	\$406	\$313	\$93	29.6%
\$1,410	\$407	\$315	\$92	29.2%
\$1,420	\$409	\$316	\$93	29.3%
\$1,430	\$410	\$317	\$93	29.3%
\$1,440	\$411	\$318	\$93	29.4%
\$1,450	\$413	\$319	\$94	29.4%
\$1,460	\$414	\$320	\$94	29.5%
\$1,470	\$416	\$322	\$94	29.1%
\$1,480	\$417	\$323	\$94	29.1%
\$1,490	\$418	\$324	\$94	29.1%
\$1,500	\$420	\$325	\$95	29.2%
\$1,510	\$421	\$326	\$95	29.2%
\$1,520	\$423	\$327	\$96	29.2%
\$1,530	\$424	\$328	\$96	29.2%
\$1,540	\$425	\$329	\$96	29.3%

\$1,550	\$427	\$330	\$97	29.3%
\$1,560	\$428	\$331	\$97	29.3%
\$1,570	\$429	\$333	\$96	28.9%
\$1,580	\$431	\$334	\$97	28.9%
\$1,590	\$432	\$335	\$97	28.9%
\$1,600	\$433	\$336	\$97	28.9%
\$1,610	\$434	\$337	\$97	28.9%
\$1,620	\$436	\$338	\$98	28.9%
\$1,630	\$437	\$339	\$98	28.9%
\$1,640	\$438	\$340	\$98	28.9%
\$1,650	\$440	\$341	\$99	28.9%
\$1,660	\$441	\$342	\$99	28.9%
\$1,670	\$442	\$343	\$99	28.9%
\$1,680	\$443	\$344	\$99	28.9%
\$1,690	\$445	\$345	\$100	28.9%
\$1,700	\$446	\$346	\$100	28.9%
\$1,710	\$447	\$347	\$100	28.9%
\$1,720	\$448	\$348	\$100	28.8%
\$1,730	\$450	\$349	\$101	28.8%
\$1,740	\$451	\$350	\$101	28.8%
\$1,750	\$452	\$351	\$101	28.8%
\$1,760	\$453	\$352	\$101	28.8%
\$1,770	\$454	\$353	\$101	28.7%
\$1,780	\$456	\$354	\$102	28.7%
\$1,790	\$457	\$355	\$102	28.7%
\$1,800	\$458	\$356	\$102	28.7%
\$1,810	\$459	\$356	\$103	29.0%
\$1,820	\$460	\$357	\$103	29.0%
\$1,830	\$462	\$358	\$104	28.9%
\$1,840	\$463	\$359	\$104	28.9%
\$1,850	\$464	\$360	\$104	28.9%
\$1,860	\$465	\$361	\$104	28.9%
\$1,870	\$466	\$362	\$104	28.8%
\$1,880	\$467	\$363	\$104	28.8%
\$1,890	\$469	\$364	\$105	28.7%
\$1,900	\$470	\$365	\$105	28.7%
\$1,910	\$471	\$366	\$105	28.7%
\$1,920	\$472	\$367	\$105	28.6%
\$1,930	\$473	\$367	\$106	29.0%
\$1,940	\$474	\$368	\$106	28.9%
\$1,950	\$476	\$369	\$107	28.9%
\$1,960	\$477	\$370	\$107	28.8%
\$1,970	\$478	\$371	\$107	28.8%
\$1,980	\$479	\$372	\$107	28.8%
\$1,990	\$480	\$373	\$107	28.7%
\$2,000	\$481	\$374	\$107	28.7%
\$2,010	\$482	\$375	\$107	28.6%
\$2,020	\$483	\$376	\$107	28.6%

\$2,030	\$485	\$376	\$109	28.9%
\$2,040	\$486	\$377	\$109	28.8%
\$2,050	\$487	\$378	\$109	28.8%
\$2,060	\$488	\$379	\$109	28.8%
\$2,070	\$489	\$380	\$109	28.7%
\$2,080	\$490	\$381	\$109	28.7%
\$2,090	\$491	\$382	\$109	28.6%
\$2,100	\$492	\$383	\$109	28.6%
\$2,110	\$494	\$384	\$110	28.5%
\$2,120	\$495	\$384	\$111	28.8%
\$2,130	\$496	\$385	\$111	28.8%
\$2,140	\$497	\$386	\$111	28.7%
\$2,150	\$498	\$387	\$111	28.7%
\$2,160	\$499	\$388	\$111	28.7%
\$2,170	\$500	\$389	\$111	28.6%
\$2,180	\$501	\$390	\$111	28.6%
\$2,190	\$503	\$391	\$112	28.5%
\$2,200	\$504	\$391	\$113	28.8%
\$2,210	\$505	\$392	\$113	28.8%
\$2,220	\$506	\$393	\$113	28.7%
\$2,230	\$507	\$394	\$113	28.7%
\$2,240	\$508	\$395	\$113	28.6%
\$2,250	\$509	\$396	\$113	28.6%
\$2,260	\$510	\$397	\$113	28.6%
\$2,270	\$511	\$398	\$113	28.5%
\$2,280	\$513	\$399	\$114	28.5%
\$2,290	\$514	\$400	\$114	28.4%
\$2,300	\$515	\$400	\$115	28.7%
\$2,310	\$516	\$401	\$115	28.7%
\$2,320	\$517	\$402	\$115	28.6%
\$2,330	\$518	\$403	\$115	28.6%
\$2,340	\$519	\$404	\$115	28.6%
\$2,350	\$521	\$405	\$116	28.5%
\$2,360	\$522	\$406	\$116	28.5%
\$2,370	\$523	\$407	\$116	28.5%
\$2,380	\$524	\$408	\$116	28.4%
\$2,390	\$525	\$409	\$116	28.4%
\$2,400	\$526	\$410	\$116	28.4%
\$2,410	\$527	\$411	\$116	28.3%
\$2,420	\$529	\$412	\$117	28.3%
\$2,430	\$530	\$413	\$117	28.3%
\$2,440	\$531	\$414	\$117	28.2%
\$2,450	\$532	\$414	\$118	28.5%
\$2,460	\$533	\$415	\$118	28.5%
\$2,470	\$534	\$416	\$118	28.5%
\$2,480	\$536	\$417	\$119	28.4%
\$2,490	\$537	\$418	\$119	28.4%
\$2,500	\$538	\$419	\$119	28.4%

\$2,510	\$539	\$420	\$119	28.4%
\$2,520	\$540	\$421	\$119	28.3%
\$2,530	\$541	\$422	\$119	28.3%
\$2,540	\$543	\$423	\$120	28.3%
\$2,550	\$544	\$424	\$120	28.3%
\$2,560	\$545	\$425	\$120	28.3%
\$2,570	\$546	\$426	\$120	28.2%
\$2,580	\$548	\$427	\$121	28.2%
\$2,590	\$549	\$428	\$121	28.2%
\$2,600	\$550	\$430	\$120	27.9%
\$2,610	\$551	\$431	\$120	27.9%
\$2,620	\$552	\$432	\$120	27.9%
\$2,630	\$554	\$433	\$121	27.9%
\$2,640	\$555	\$434	\$121	27.9%
\$2,650	\$556	\$435	\$121	27.9%
\$2,660	\$557	\$436	\$121	27.9%
\$2,670	\$559	\$437	\$122	27.9%
\$2,680	\$560	\$438	\$122	27.8%
\$2,690	\$561	\$439	\$122	27.8%
\$2,700	\$563	\$440	\$123	27.9%
\$2,710	\$564	\$441	\$123	27.9%
\$2,720	\$565	\$443	\$122	27.6%
\$2,730	\$566	\$444	\$122	27.6%
\$2,740	\$568	\$445	\$123	27.6%
\$2,750	\$569	\$446	\$123	27.6%
\$2,760	\$570	\$447	\$123	27.6%
\$2,770	\$572	\$448	\$124	27.6%
\$2,780	\$573	\$450	\$123	27.3%
\$2,790	\$574	\$451	\$123	27.4%
\$2,800	\$576	\$452	\$124	27.4%
\$2,810	\$577	\$453	\$124	27.4%
\$2,820	\$578	\$454	\$124	27.4%
\$2,830	\$580	\$456	\$124	27.2%
\$2,840	\$581	\$457	\$124	27.2%
\$2,850	\$583	\$458	\$125	27.2%
\$2,860	\$584	\$459	\$125	27.2%
\$2,870	\$585	\$461	\$124	27.0%
\$2,880	\$587	\$462	\$125	27.0%
\$2,890	\$588	\$463	\$125	27.1%
\$2,900	\$590	\$464	\$126	27.1%
\$2,910	\$591	\$466	\$125	26.9%
\$2,920	\$593	\$467	\$126	26.9%
\$2,930	\$594	\$468	\$126	26.9%
\$2,940	\$596	\$470	\$126	26.7%
\$2,950	\$597	\$471	\$126	26.8%
\$2,960	\$599	\$472	\$127	26.8%
\$2,970	\$600	\$474	\$126	26.6%
\$2,980	\$602	\$475	\$127	26.6%

\$2,990	\$603	\$477	\$126	26.4%
\$3,000	\$605	\$478	\$127	26.5%
\$3,010	\$606	\$479	\$127	26.5%
\$3,020	\$608	\$481	\$127	26.3%
\$3,030	\$609	\$482	\$127	26.4%
\$3,040	\$611	\$484	\$127	26.2%
\$3,050	\$612	\$485	\$127	26.3%
\$3,060	\$614	\$487	\$127	26.1%
\$3,070	\$616	\$488	\$128	26.1%
\$3,080	\$617	\$490	\$127	26.0%
\$3,090	\$619	\$491	\$128	26.0%
\$3,100	\$620	\$493	\$127	25.8%
\$3,110	\$622	\$494	\$128	25.9%
\$3,120	\$624	\$496	\$128	25.8%
\$3,130	\$625	\$497	\$128	25.8%
\$3,140	\$627	\$499	\$128	25.7%
\$3,150	\$629	\$501	\$128	25.5%
\$3,160	\$630	\$502	\$128	25.6%
\$3,170	\$632	\$504	\$128	25.4%
\$3,180	\$634	\$505	\$129	25.5%
\$3,190	\$636	\$507	\$129	25.4%
\$3,200	\$637	\$509	\$128	25.2%
\$3,210	\$639	\$510	\$129	25.3%
\$3,220	\$641	\$512	\$129	25.2%
\$3,230	\$643	\$514	\$129	25.0%
\$3,240	\$644	\$516	\$128	24.9%
\$3,250	\$646	\$517	\$129	25.0%
\$3,260	\$648	\$519	\$129	24.9%
\$3,270	\$650	\$521	\$129	24.8%
\$3,280	\$652	\$523	\$129	24.6%
\$3,290	\$654	\$524	\$130	24.7%
\$3,300	\$656	\$526	\$130	24.6%
\$3,310	\$657	\$528	\$129	24.5%
\$3,320	\$659	\$530	\$129	24.4%
\$3,330	\$661	\$532	\$129	24.3%
\$3,340	\$663	\$534	\$129	24.2%
\$3,350	\$665	\$536	\$129	24.1%
\$3,360	\$667	\$537	\$130	24.2%
\$3,370	\$669	\$539	\$130	24.1%
\$3,380	\$671	\$541	\$130	24.0%
\$3,390	\$673	\$543	\$130	24.0%
\$3,400	\$675	\$545	\$130	23.9%
\$3,410	\$677	\$547	\$130	23.8%
\$3,420	\$679	\$549	\$130	23.7%
\$3,430	\$681	\$551	\$130	23.6%
\$3,440	\$683	\$553	\$130	23.6%
\$3,450	\$685	\$555	\$130	23.5%
\$3,460	\$687	\$557	\$130	23.4%

\$3,470	\$690	\$560	\$130	23.1%
\$3,480	\$692	\$562	\$130	23.1%
\$3,490	\$694	\$564	\$130	23.0%
\$3,500	\$696	\$566	\$130	23.0%
\$3,510	\$698	\$568	\$130	22.9%
\$3,520	\$700	\$570	\$130	22.9%
\$3,530	\$703	\$573	\$130	22.6%
\$3,540	\$705	\$575	\$130	22.6%
\$3,550	\$707	\$577	\$130	22.6%
\$3,560	\$709	\$579	\$130	22.5%
\$3,570	\$712	\$582	\$130	22.3%
\$3,580	\$714	\$584	\$130	22.3%
\$3,590	\$716	\$586	\$130	22.2%
\$3,600	\$719	\$589	\$130	22.0%

Table 12b**Updated and Current Inflation Adjusted Basic Child Support Obligation for Two Children**

Weekly Income	Updated Estimate	Current in 2022 Dollars	Difference: Updated Estimate - Current	
			Dollar	Percent
\$180	\$125	\$74	\$51	68.7%
\$190	\$128	\$78	\$51	64.9%
\$200	\$132	\$83	\$49	59.0%
\$210	\$135	\$87	\$49	56.0%
\$220	\$139	\$90	\$48	53.2%
\$230	\$142	\$94	\$48	50.6%
\$240	\$145	\$98	\$47	48.2%
\$250	\$149	\$103	\$46	44.2%
\$260	\$152	\$107	\$45	42.2%
\$270	\$155	\$111	\$44	40.2%
\$280	\$158	\$114	\$44	38.4%
\$290	\$161	\$118	\$43	36.7%
\$300	\$165	\$122	\$43	35.1%
\$310	\$168	\$126	\$42	33.6%
\$320	\$171	\$129	\$42	32.1%
\$330	\$174	\$133	\$41	30.7%
\$340	\$177	\$137	\$40	29.3%
\$350	\$180	\$141	\$39	28.1%
\$360	\$183	\$143	\$40	27.9%
\$370	\$186	\$147	\$39	26.7%
\$380	\$189	\$151	\$38	25.5%
\$390	\$192	\$154	\$38	24.4%
\$400	\$195	\$158	\$37	23.3%
\$410	\$198	\$161	\$37	23.2%
\$420	\$201	\$165	\$36	22.2%
\$430	\$204	\$168	\$36	21.2%
\$440	\$207	\$172	\$35	20.2%
\$450	\$210	\$175	\$35	20.1%
\$460	\$212	\$178	\$34	19.1%
\$470	\$215	\$182	\$33	18.2%
\$480	\$218	\$185	\$33	18.1%
\$490	\$221	\$188	\$32	17.2%
\$500	\$224	\$191	\$33	17.1%
\$510	\$226	\$195	\$32	16.3%
\$520	\$229	\$197	\$32	16.2%
\$530	\$232	\$201	\$31	15.3%
\$540	\$234	\$203	\$31	15.2%
\$550	\$237	\$207	\$30	14.4%
\$560	\$240	\$210	\$30	14.3%
\$570	\$242	\$214	\$29	13.5%
\$580	\$245	\$216	\$29	13.4%

\$590	\$248	\$219	\$29	13.3%
\$600	\$250	\$222	\$28	12.5%
\$610	\$253	\$225	\$28	12.4%
\$620	\$255	\$227	\$28	12.3%
\$630	\$258	\$231	\$27	11.5%
\$640	\$260	\$234	\$27	11.4%
\$650	\$263	\$236	\$27	11.2%
\$660	\$265	\$240	\$25	10.5%
\$670	\$268	\$242	\$25	10.4%
\$680	\$270	\$245	\$25	10.2%
\$690	\$272	\$247	\$25	10.1%
\$700	\$275	\$250	\$25	9.9%
\$710	\$277	\$252	\$25	9.8%
\$720	\$280	\$256	\$23	9.1%
\$730	\$282	\$259	\$23	8.9%
\$740	\$284	\$261	\$23	8.8%
\$750	\$286	\$264	\$23	8.6%
\$760	\$289	\$266	\$22	8.4%
\$770	\$291	\$269	\$22	8.3%
\$780	\$293	\$271	\$22	8.1%
\$790	\$295	\$274	\$22	7.9%
\$800	\$298	\$276	\$21	7.7%
\$810	\$300	\$279	\$21	7.6%
\$820	\$302	\$281	\$21	7.4%
\$830	\$304	\$284	\$20	7.2%
\$840	\$306	\$286	\$20	7.0%
\$850	\$309	\$289	\$20	6.8%
\$860	\$311	\$291	\$19	6.6%
\$870	\$313	\$294	\$19	6.4%
\$880	\$315	\$295	\$20	6.7%
\$890	\$317	\$298	\$19	6.5%
\$900	\$319	\$300	\$19	6.3%
\$910	\$321	\$303	\$18	6.1%
\$920	\$323	\$305	\$18	5.9%
\$930	\$325	\$306	\$19	6.1%
\$940	\$327	\$309	\$18	5.9%
\$950	\$329	\$311	\$18	5.7%
\$960	\$331	\$314	\$17	5.4%
\$970	\$333	\$315	\$18	5.7%
\$980	\$335	\$318	\$17	5.4%
\$990	\$337	\$320	\$17	5.2%
\$1,000	\$339	\$323	\$16	5.0%
\$1,010	\$341	\$324	\$17	5.2%
\$1,020	\$343	\$327	\$16	4.9%
\$1,030	\$345	\$328	\$17	5.1%
\$1,040	\$346	\$330	\$16	4.9%
\$1,050	\$348	\$333	\$15	4.6%
\$1,060	\$350	\$334	\$16	4.8%

\$1,070	\$352	\$337	\$15	4.6%
\$1,080	\$354	\$338	\$16	4.7%
\$1,090	\$356	\$340	\$15	4.5%
\$1,100	\$357	\$343	\$14	4.2%
\$1,110	\$359	\$344	\$15	4.3%
\$1,120	\$361	\$347	\$14	4.1%
\$1,130	\$363	\$348	\$15	4.2%
\$1,140	\$364	\$350	\$14	4.0%
\$1,150	\$366	\$352	\$14	4.1%
\$1,160	\$368	\$354	\$14	3.8%
\$1,170	\$370	\$355	\$14	4.0%
\$1,180	\$371	\$357	\$14	4.1%
\$1,190	\$373	\$359	\$14	3.8%
\$1,200	\$375	\$360	\$14	3.9%
\$1,210	\$376	\$363	\$13	3.6%
\$1,220	\$378	\$364	\$14	3.7%
\$1,230	\$379	\$365	\$14	3.8%
\$1,240	\$381	\$368	\$13	3.6%
\$1,250	\$383	\$369	\$13	3.6%
\$1,260	\$384	\$372	\$13	3.4%
\$1,270	\$386	\$373	\$13	3.5%
\$1,280	\$387	\$374	\$13	3.5%
\$1,290	\$389	\$377	\$12	3.3%
\$1,300	\$391	\$378	\$13	3.3%
\$1,310	\$392	\$379	\$13	3.4%
\$1,320	\$394	\$381	\$13	3.5%
\$1,330	\$395	\$383	\$12	3.2%
\$1,340	\$397	\$384	\$12	3.2%
\$1,350	\$398	\$386	\$13	3.3%
\$1,360	\$400	\$387	\$13	3.3%
\$1,370	\$401	\$389	\$12	3.1%
\$1,380	\$403	\$391	\$12	3.1%
\$1,390	\$404	\$392	\$12	3.1%
\$1,400	\$406	\$393	\$13	3.2%
\$1,410	\$407	\$396	\$11	2.9%
\$1,420	\$409	\$397	\$12	2.9%
\$1,430	\$410	\$398	\$12	3.0%
\$1,440	\$411	\$399	\$12	3.0%
\$1,450	\$413	\$401	\$12	3.0%
\$1,460	\$414	\$402	\$12	3.1%
\$1,470	\$416	\$404	\$11	2.8%
\$1,480	\$417	\$406	\$11	2.8%
\$1,490	\$418	\$407	\$12	2.8%
\$1,500	\$420	\$408	\$12	2.8%
\$1,510	\$421	\$409	\$12	2.9%
\$1,520	\$423	\$411	\$12	2.9%
\$1,530	\$424	\$412	\$12	2.9%
\$1,540	\$425	\$413	\$12	2.9%

\$1,550	\$427	\$414	\$12	2.9%
\$1,560	\$428	\$416	\$12	2.9%
\$1,570	\$429	\$418	\$11	2.6%
\$1,580	\$431	\$420	\$11	2.6%
\$1,590	\$432	\$421	\$11	2.6%
\$1,600	\$433	\$422	\$11	2.6%
\$1,610	\$434	\$423	\$11	2.7%
\$1,620	\$436	\$425	\$11	2.7%
\$1,630	\$437	\$426	\$11	2.7%
\$1,640	\$438	\$427	\$11	2.6%
\$1,650	\$440	\$428	\$11	2.6%
\$1,660	\$441	\$430	\$11	2.6%
\$1,670	\$442	\$431	\$11	2.6%
\$1,680	\$443	\$432	\$11	2.6%
\$1,690	\$445	\$433	\$11	2.6%
\$1,700	\$446	\$435	\$11	2.6%
\$1,710	\$447	\$436	\$11	2.6%
\$1,720	\$448	\$437	\$11	2.6%
\$1,730	\$450	\$438	\$11	2.6%
\$1,740	\$451	\$440	\$11	2.6%
\$1,750	\$452	\$441	\$11	2.5%
\$1,760	\$453	\$442	\$11	2.5%
\$1,770	\$454	\$443	\$11	2.5%
\$1,780	\$456	\$445	\$11	2.5%
\$1,790	\$457	\$446	\$11	2.5%
\$1,800	\$458	\$447	\$11	2.4%
\$1,810	\$459	\$447	\$12	2.7%
\$1,820	\$460	\$448	\$12	2.7%
\$1,830	\$462	\$450	\$12	2.7%
\$1,840	\$463	\$451	\$12	2.6%
\$1,850	\$464	\$452	\$12	2.6%
\$1,860	\$465	\$453	\$12	2.6%
\$1,870	\$466	\$455	\$12	2.6%
\$1,880	\$467	\$456	\$12	2.5%
\$1,890	\$469	\$457	\$11	2.5%
\$1,900	\$470	\$458	\$11	2.5%
\$1,910	\$471	\$460	\$11	2.5%
\$1,920	\$472	\$461	\$11	2.4%
\$1,930	\$473	\$461	\$12	2.7%
\$1,940	\$474	\$462	\$12	2.6%
\$1,950	\$476	\$463	\$12	2.6%
\$1,960	\$477	\$465	\$12	2.6%
\$1,970	\$478	\$466	\$12	2.5%
\$1,980	\$479	\$467	\$12	2.5%
\$1,990	\$480	\$468	\$12	2.5%
\$2,000	\$481	\$470	\$11	2.4%
\$2,010	\$482	\$471	\$11	2.4%
\$2,020	\$483	\$472	\$11	2.4%

\$2,030	\$485	\$472	\$12	2.6%
\$2,040	\$486	\$474	\$12	2.6%
\$2,050	\$487	\$475	\$12	2.5%
\$2,060	\$488	\$476	\$12	2.5%
\$2,070	\$489	\$477	\$12	2.5%
\$2,080	\$490	\$479	\$12	2.4%
\$2,090	\$491	\$480	\$12	2.4%
\$2,100	\$492	\$481	\$11	2.4%
\$2,110	\$494	\$482	\$11	2.3%
\$2,120	\$495	\$482	\$12	2.6%
\$2,130	\$496	\$484	\$12	2.5%
\$2,140	\$497	\$485	\$12	2.5%
\$2,150	\$498	\$486	\$12	2.5%
\$2,160	\$499	\$487	\$12	2.4%
\$2,170	\$500	\$489	\$12	2.4%
\$2,180	\$501	\$490	\$12	2.4%
\$2,190	\$503	\$491	\$11	2.3%
\$2,200	\$504	\$491	\$13	2.6%
\$2,210	\$505	\$492	\$12	2.5%
\$2,220	\$506	\$494	\$12	2.5%
\$2,230	\$507	\$495	\$12	2.5%
\$2,240	\$508	\$496	\$12	2.4%
\$2,250	\$509	\$497	\$12	2.4%
\$2,260	\$510	\$499	\$12	2.4%
\$2,270	\$511	\$500	\$12	2.3%
\$2,280	\$513	\$501	\$11	2.3%
\$2,290	\$514	\$502	\$11	2.3%
\$2,300	\$515	\$502	\$12	2.5%
\$2,310	\$516	\$504	\$12	2.4%
\$2,320	\$517	\$505	\$12	2.4%
\$2,330	\$518	\$506	\$12	2.4%
\$2,340	\$519	\$507	\$12	2.4%
\$2,350	\$521	\$509	\$12	2.3%
\$2,360	\$522	\$510	\$12	2.3%
\$2,370	\$523	\$511	\$12	2.3%
\$2,380	\$524	\$512	\$11	2.2%
\$2,390	\$525	\$514	\$11	2.2%
\$2,400	\$526	\$515	\$11	2.2%
\$2,410	\$527	\$516	\$11	2.2%
\$2,420	\$529	\$517	\$11	2.1%
\$2,430	\$530	\$519	\$11	2.1%
\$2,440	\$531	\$520	\$11	2.1%
\$2,450	\$532	\$520	\$12	2.3%
\$2,460	\$533	\$521	\$12	2.3%
\$2,470	\$534	\$522	\$12	2.3%
\$2,480	\$536	\$524	\$12	2.3%
\$2,490	\$537	\$525	\$12	2.2%
\$2,500	\$538	\$526	\$12	2.2%

\$2,510	\$539	\$528	\$12	2.2%
\$2,520	\$540	\$529	\$11	2.2%
\$2,530	\$541	\$530	\$11	2.2%
\$2,540	\$543	\$531	\$11	2.1%
\$2,550	\$544	\$533	\$11	2.1%
\$2,560	\$545	\$534	\$11	2.1%
\$2,570	\$546	\$535	\$11	2.1%
\$2,580	\$548	\$536	\$11	2.1%
\$2,590	\$549	\$538	\$11	2.1%
\$2,600	\$550	\$540	\$10	1.8%
\$2,610	\$551	\$541	\$10	1.8%
\$2,620	\$552	\$543	\$10	1.8%
\$2,630	\$554	\$544	\$10	1.8%
\$2,640	\$555	\$545	\$10	1.8%
\$2,650	\$556	\$546	\$10	1.8%
\$2,660	\$557	\$548	\$10	1.8%
\$2,670	\$559	\$549	\$10	1.8%
\$2,680	\$560	\$550	\$10	1.8%
\$2,690	\$561	\$551	\$10	1.8%
\$2,700	\$563	\$553	\$10	1.8%
\$2,710	\$564	\$554	\$10	1.8%
\$2,720	\$565	\$556	\$9	1.6%
\$2,730	\$566	\$558	\$9	1.6%
\$2,740	\$568	\$559	\$9	1.6%
\$2,750	\$569	\$560	\$9	1.6%
\$2,760	\$570	\$561	\$9	1.6%
\$2,770	\$572	\$563	\$9	1.6%
\$2,780	\$573	\$565	\$8	1.4%
\$2,790	\$574	\$566	\$8	1.4%
\$2,800	\$576	\$568	\$8	1.4%
\$2,810	\$577	\$569	\$8	1.4%
\$2,820	\$578	\$570	\$8	1.4%
\$2,830	\$580	\$573	\$7	1.2%
\$2,840	\$581	\$574	\$7	1.3%
\$2,850	\$583	\$575	\$7	1.3%
\$2,860	\$584	\$577	\$8	1.3%
\$2,870	\$585	\$579	\$6	1.1%
\$2,880	\$587	\$580	\$7	1.1%
\$2,890	\$588	\$582	\$7	1.2%
\$2,900	\$590	\$583	\$7	1.2%
\$2,910	\$591	\$585	\$6	1.0%
\$2,920	\$593	\$587	\$6	1.0%
\$2,930	\$594	\$588	\$6	1.1%
\$2,940	\$596	\$590	\$5	0.9%
\$2,950	\$597	\$592	\$5	0.9%
\$2,960	\$599	\$593	\$6	1.0%
\$2,970	\$600	\$595	\$5	0.8%
\$2,980	\$602	\$597	\$5	0.8%

\$2,990	\$603	\$599	\$4	0.7%
\$3,000	\$605	\$600	\$4	0.7%
\$3,010	\$606	\$602	\$4	0.7%
\$3,020	\$608	\$604	\$4	0.6%
\$3,030	\$609	\$605	\$4	0.6%
\$3,040	\$611	\$608	\$3	0.5%
\$3,050	\$612	\$609	\$3	0.5%
\$3,060	\$614	\$612	\$2	0.4%
\$3,070	\$616	\$613	\$3	0.4%
\$3,080	\$617	\$615	\$2	0.3%
\$3,090	\$619	\$617	\$2	0.3%
\$3,100	\$620	\$619	\$1	0.2%
\$3,110	\$622	\$620	\$2	0.3%
\$3,120	\$624	\$623	\$1	0.1%
\$3,130	\$625	\$624	\$1	0.2%
\$3,140	\$627	\$627	\$	0.1%
\$3,150	\$629	\$629	-\$1	-0.1%
\$3,160	\$630	\$631	\$	0.0%
\$3,170	\$632	\$633	-\$1	-0.1%
\$3,180	\$634	\$634	\$	-0.1%
\$3,190	\$636	\$637	-\$1	-0.2%
\$3,200	\$637	\$639	-\$2	-0.3%
\$3,210	\$639	\$641	-\$1	-0.2%
\$3,220	\$641	\$643	-\$2	-0.3%
\$3,230	\$643	\$646	-\$3	-0.4%
\$3,240	\$644	\$648	-\$4	-0.6%
\$3,250	\$646	\$649	-\$3	-0.5%
\$3,260	\$648	\$652	-\$4	-0.6%
\$3,270	\$650	\$654	-\$4	-0.7%
\$3,280	\$652	\$657	-\$5	-0.8%
\$3,290	\$654	\$658	-\$4	-0.7%
\$3,300	\$656	\$661	-\$5	-0.8%
\$3,310	\$657	\$663	-\$6	-0.9%
\$3,320	\$659	\$666	-\$6	-1.0%
\$3,330	\$661	\$668	-\$7	-1.0%
\$3,340	\$663	\$671	-\$8	-1.1%
\$3,350	\$665	\$673	-\$8	-1.2%
\$3,360	\$667	\$674	-\$7	-1.1%
\$3,370	\$669	\$677	-\$8	-1.2%
\$3,380	\$671	\$679	-\$8	-1.2%
\$3,390	\$673	\$682	-\$9	-1.3%
\$3,400	\$675	\$685	-\$9	-1.4%
\$3,410	\$677	\$687	-\$10	-1.4%
\$3,420	\$679	\$690	-\$10	-1.5%
\$3,430	\$681	\$692	-\$11	-1.6%
\$3,440	\$683	\$695	-\$11	-1.6%
\$3,450	\$685	\$697	-\$12	-1.7%
\$3,460	\$687	\$700	-\$12	-1.7%

\$3,470	\$690	\$703	-\$14	-2.0%
\$3,480	\$692	\$706	-\$14	-2.0%
\$3,490	\$694	\$708	-\$14	-2.0%
\$3,500	\$696	\$711	-\$15	-2.1%
\$3,510	\$698	\$713	-\$15	-2.1%
\$3,520	\$700	\$716	-\$15	-2.2%
\$3,530	\$703	\$720	-\$17	-2.4%
\$3,540	\$705	\$722	-\$17	-2.4%
\$3,550	\$707	\$725	-\$18	-2.4%
\$3,560	\$709	\$727	-\$18	-2.4%
\$3,570	\$712	\$731	-\$19	-2.6%
\$3,580	\$714	\$734	-\$20	-2.7%
\$3,590	\$716	\$736	-\$20	-2.7%
\$3,600	\$719	\$740	-\$21	-2.9%

Table 13a**Updated and Current Basic Child Support Obligation for Three Children**

Weekly Income	Updated Estimate	Current	Difference: Updated Estimate - Current	
			Dollar	Percent
\$180	\$133	\$68	\$65	95.3%
\$190	\$137	\$72	\$65	89.9%
\$200	\$141	\$76	\$65	85.1%
\$210	\$145	\$80	\$65	80.7%
\$220	\$148	\$84	\$64	76.7%
\$230	\$152	\$88	\$64	73.0%
\$240	\$156	\$92	\$64	69.7%
\$250	\$160	\$96	\$64	66.5%
\$260	\$164	\$100	\$64	63.7%
\$270	\$167	\$103	\$64	62.5%
\$280	\$171	\$107	\$64	59.9%
\$290	\$175	\$111	\$64	57.5%
\$300	\$179	\$115	\$64	55.3%
\$310	\$182	\$118	\$64	54.4%
\$320	\$186	\$122	\$64	52.3%
\$330	\$189	\$126	\$63	50.4%
\$340	\$193	\$129	\$64	49.7%
\$350	\$197	\$133	\$64	47.9%
\$360	\$200	\$136	\$64	47.2%
\$370	\$204	\$140	\$64	45.6%
\$380	\$207	\$143	\$64	45.0%
\$390	\$211	\$147	\$64	43.4%
\$400	\$214	\$150	\$64	42.9%
\$410	\$218	\$154	\$64	41.4%
\$420	\$221	\$157	\$64	40.9%
\$430	\$225	\$160	\$65	40.4%
\$440	\$228	\$164	\$64	39.0%
\$450	\$231	\$167	\$64	38.6%
\$460	\$235	\$170	\$65	38.1%
\$470	\$238	\$174	\$64	36.8%
\$480	\$241	\$177	\$64	36.4%
\$490	\$245	\$180	\$65	36.0%
\$500	\$248	\$183	\$65	35.5%
\$510	\$251	\$186	\$65	35.1%
\$520	\$255	\$190	\$65	34.0%
\$530	\$258	\$193	\$65	33.5%
\$540	\$261	\$196	\$65	33.1%
\$550	\$264	\$199	\$65	32.7%
\$560	\$267	\$202	\$65	32.3%
\$570	\$270	\$205	\$65	31.9%
\$580	\$274	\$208	\$66	31.5%

\$590	\$277	\$211	\$66	31.1%
\$600	\$280	\$214	\$66	30.7%
\$610	\$283	\$217	\$66	30.4%
\$620	\$286	\$220	\$66	30.0%
\$630	\$289	\$223	\$66	29.6%
\$640	\$292	\$225	\$67	29.8%
\$650	\$295	\$228	\$67	29.4%
\$660	\$298	\$231	\$67	29.0%
\$670	\$301	\$234	\$67	28.6%
\$680	\$304	\$237	\$67	28.2%
\$690	\$307	\$239	\$68	28.4%
\$700	\$310	\$242	\$68	28.0%
\$710	\$313	\$245	\$68	27.6%
\$720	\$316	\$247	\$69	27.8%
\$730	\$318	\$250	\$68	27.4%
\$740	\$321	\$253	\$68	27.0%
\$750	\$324	\$255	\$69	27.1%
\$760	\$327	\$258	\$69	26.7%
\$770	\$330	\$261	\$69	26.4%
\$780	\$333	\$263	\$70	26.5%
\$790	\$335	\$266	\$69	26.1%
\$800	\$338	\$268	\$70	26.2%
\$810	\$341	\$271	\$70	25.8%
\$820	\$344	\$273	\$71	25.9%
\$830	\$346	\$276	\$70	25.5%
\$840	\$349	\$278	\$71	25.5%
\$850	\$352	\$281	\$71	25.2%
\$860	\$354	\$283	\$71	25.2%
\$870	\$357	\$285	\$72	25.3%
\$880	\$360	\$288	\$72	24.9%
\$890	\$362	\$290	\$72	24.9%
\$900	\$365	\$292	\$73	25.0%
\$910	\$368	\$295	\$73	24.6%
\$920	\$370	\$297	\$73	24.6%
\$930	\$373	\$299	\$74	24.6%
\$940	\$375	\$301	\$74	24.7%
\$950	\$378	\$304	\$74	24.3%
\$960	\$380	\$306	\$74	24.3%
\$970	\$383	\$308	\$75	24.3%
\$980	\$385	\$310	\$75	24.3%
\$990	\$388	\$312	\$76	24.3%
\$1,000	\$390	\$315	\$75	23.9%
\$1,010	\$393	\$317	\$76	23.9%
\$1,020	\$395	\$319	\$76	23.9%
\$1,030	\$398	\$321	\$77	23.8%
\$1,040	\$400	\$323	\$77	23.8%
\$1,050	\$402	\$325	\$77	23.8%
\$1,060	\$405	\$327	\$78	23.8%

\$1,070	\$407	\$329	\$78	23.8%
\$1,080	\$410	\$331	\$79	23.7%
\$1,090	\$412	\$333	\$79	23.7%
\$1,100	\$414	\$335	\$79	23.6%
\$1,110	\$417	\$337	\$80	23.6%
\$1,120	\$419	\$339	\$80	23.6%
\$1,130	\$421	\$341	\$80	23.5%
\$1,140	\$423	\$343	\$80	23.5%
\$1,150	\$426	\$345	\$81	23.4%
\$1,160	\$428	\$347	\$81	23.3%
\$1,170	\$430	\$349	\$81	23.3%
\$1,180	\$433	\$350	\$83	23.6%
\$1,190	\$435	\$352	\$83	23.5%
\$1,200	\$437	\$354	\$83	23.4%
\$1,210	\$439	\$356	\$83	23.4%
\$1,220	\$441	\$358	\$83	23.3%
\$1,230	\$444	\$360	\$84	23.2%
\$1,240	\$446	\$361	\$85	23.5%
\$1,250	\$448	\$363	\$85	23.4%
\$1,260	\$450	\$365	\$85	23.3%
\$1,270	\$452	\$367	\$85	23.2%
\$1,280	\$454	\$368	\$86	23.5%
\$1,290	\$457	\$370	\$87	23.4%
\$1,300	\$459	\$372	\$87	23.3%
\$1,310	\$461	\$373	\$88	23.5%
\$1,320	\$463	\$375	\$88	23.4%
\$1,330	\$465	\$377	\$88	23.3%
\$1,340	\$467	\$378	\$89	23.5%
\$1,350	\$469	\$380	\$89	23.4%
\$1,360	\$471	\$382	\$89	23.3%
\$1,370	\$473	\$383	\$90	23.6%
\$1,380	\$475	\$385	\$90	23.4%
\$1,390	\$477	\$386	\$91	23.6%
\$1,400	\$479	\$388	\$91	23.5%
\$1,410	\$481	\$390	\$91	23.4%
\$1,420	\$483	\$391	\$92	23.6%
\$1,430	\$485	\$393	\$92	23.5%
\$1,440	\$487	\$394	\$93	23.7%
\$1,450	\$489	\$396	\$93	23.6%
\$1,460	\$491	\$397	\$94	23.7%
\$1,470	\$493	\$399	\$94	23.6%
\$1,480	\$495	\$400	\$95	23.8%
\$1,490	\$497	\$402	\$95	23.7%
\$1,500	\$499	\$403	\$96	23.8%
\$1,510	\$501	\$405	\$96	23.7%
\$1,520	\$503	\$406	\$97	23.9%
\$1,530	\$505	\$408	\$97	23.7%
\$1,540	\$507	\$409	\$98	23.9%

\$1,550	\$509	\$410	\$99	24.1%
\$1,560	\$511	\$412	\$99	23.9%
\$1,570	\$513	\$413	\$100	24.1%
\$1,580	\$514	\$415	\$99	24.0%
\$1,590	\$516	\$416	\$100	24.1%
\$1,600	\$518	\$417	\$101	24.3%
\$1,610	\$520	\$419	\$101	24.1%
\$1,620	\$522	\$420	\$102	24.3%
\$1,630	\$524	\$422	\$102	24.1%
\$1,640	\$526	\$423	\$103	24.2%
\$1,650	\$527	\$424	\$103	24.4%
\$1,660	\$529	\$426	\$103	24.2%
\$1,670	\$531	\$427	\$104	24.4%
\$1,680	\$533	\$428	\$105	24.5%
\$1,690	\$535	\$430	\$105	24.4%
\$1,700	\$537	\$431	\$106	24.5%
\$1,710	\$538	\$432	\$106	24.6%
\$1,720	\$540	\$434	\$106	24.5%
\$1,730	\$542	\$435	\$107	24.6%
\$1,740	\$544	\$436	\$108	24.7%
\$1,750	\$546	\$437	\$109	24.8%
\$1,760	\$547	\$439	\$108	24.7%
\$1,770	\$549	\$440	\$109	24.8%
\$1,780	\$551	\$441	\$110	24.9%
\$1,790	\$553	\$442	\$111	25.0%
\$1,800	\$554	\$444	\$110	24.9%
\$1,810	\$556	\$445	\$111	25.0%
\$1,820	\$558	\$446	\$112	25.1%
\$1,830	\$560	\$447	\$113	25.2%
\$1,840	\$561	\$449	\$112	25.0%
\$1,850	\$563	\$450	\$113	25.2%
\$1,860	\$565	\$451	\$114	25.3%
\$1,870	\$567	\$452	\$115	25.4%
\$1,880	\$568	\$454	\$114	25.2%
\$1,890	\$570	\$455	\$115	25.3%
\$1,900	\$572	\$456	\$116	25.4%
\$1,910	\$574	\$457	\$117	25.5%
\$1,920	\$575	\$458	\$117	25.6%
\$1,930	\$577	\$460	\$117	25.4%
\$1,940	\$579	\$461	\$118	25.5%
\$1,950	\$580	\$462	\$118	25.6%
\$1,960	\$582	\$463	\$119	25.7%
\$1,970	\$584	\$464	\$120	25.8%
\$1,980	\$586	\$466	\$120	25.7%
\$1,990	\$587	\$467	\$120	25.8%
\$2,000	\$589	\$468	\$121	25.9%
\$2,010	\$591	\$469	\$122	26.0%
\$2,020	\$592	\$470	\$122	26.0%

\$2,030	\$594	\$471	\$123	26.1%
\$2,040	\$596	\$473	\$123	26.0%
\$2,050	\$598	\$474	\$124	26.1%
\$2,060	\$599	\$475	\$124	26.2%
\$2,070	\$601	\$476	\$125	26.2%
\$2,080	\$603	\$477	\$126	26.3%
\$2,090	\$604	\$478	\$126	26.4%
\$2,100	\$606	\$480	\$126	26.2%
\$2,110	\$608	\$481	\$127	26.3%
\$2,120	\$609	\$482	\$127	26.4%
\$2,130	\$611	\$483	\$128	26.5%
\$2,140	\$613	\$484	\$129	26.6%
\$2,150	\$614	\$485	\$129	26.7%
\$2,160	\$616	\$487	\$129	26.5%
\$2,170	\$618	\$488	\$130	26.6%
\$2,180	\$620	\$489	\$131	26.7%
\$2,190	\$621	\$490	\$131	26.8%
\$2,200	\$623	\$491	\$132	26.9%
\$2,210	\$625	\$492	\$133	26.9%
\$2,220	\$626	\$494	\$132	26.8%
\$2,230	\$628	\$495	\$133	26.9%
\$2,240	\$630	\$496	\$134	26.9%
\$2,250	\$631	\$497	\$134	27.0%
\$2,260	\$633	\$498	\$135	27.1%
\$2,270	\$635	\$499	\$136	27.2%
\$2,280	\$636	\$501	\$135	27.0%
\$2,290	\$638	\$502	\$136	27.1%
\$2,300	\$640	\$503	\$137	27.2%
\$2,310	\$642	\$504	\$138	27.3%
\$2,320	\$643	\$505	\$138	27.4%
\$2,330	\$645	\$507	\$138	27.2%
\$2,340	\$647	\$508	\$139	27.3%
\$2,350	\$648	\$509	\$139	27.4%
\$2,360	\$650	\$510	\$140	27.5%
\$2,370	\$652	\$511	\$141	27.6%
\$2,380	\$654	\$513	\$141	27.4%
\$2,390	\$655	\$514	\$141	27.5%
\$2,400	\$657	\$515	\$142	27.6%
\$2,410	\$659	\$516	\$143	27.7%
\$2,420	\$660	\$517	\$143	27.7%
\$2,430	\$662	\$519	\$143	27.6%
\$2,440	\$664	\$520	\$144	27.7%
\$2,450	\$666	\$521	\$145	27.8%
\$2,460	\$667	\$522	\$145	27.8%
\$2,470	\$669	\$524	\$145	27.7%
\$2,480	\$671	\$525	\$146	27.8%
\$2,490	\$673	\$526	\$147	27.9%
\$2,500	\$674	\$527	\$147	28.0%

\$2,510	\$676	\$529	\$147	27.8%
\$2,520	\$678	\$530	\$148	27.9%
\$2,530	\$680	\$531	\$149	28.0%
\$2,540	\$681	\$532	\$149	28.1%
\$2,550	\$683	\$534	\$149	27.9%
\$2,560	\$685	\$535	\$150	28.0%
\$2,570	\$687	\$536	\$151	28.1%
\$2,580	\$689	\$538	\$151	28.0%
\$2,590	\$690	\$539	\$151	28.1%
\$2,600	\$692	\$540	\$152	28.2%
\$2,610	\$694	\$542	\$152	28.0%
\$2,620	\$696	\$543	\$153	28.1%
\$2,630	\$698	\$544	\$154	28.2%
\$2,640	\$699	\$546	\$153	28.1%
\$2,650	\$701	\$547	\$154	28.2%
\$2,660	\$703	\$548	\$155	28.3%
\$2,670	\$705	\$550	\$155	28.2%
\$2,680	\$707	\$551	\$156	28.3%
\$2,690	\$709	\$552	\$157	28.4%
\$2,700	\$710	\$554	\$156	28.2%
\$2,710	\$712	\$555	\$157	28.3%
\$2,720	\$714	\$557	\$157	28.2%
\$2,730	\$716	\$558	\$158	28.3%
\$2,740	\$718	\$559	\$159	28.4%
\$2,750	\$720	\$561	\$159	28.3%
\$2,760	\$722	\$562	\$160	28.4%
\$2,770	\$724	\$564	\$160	28.3%
\$2,780	\$726	\$565	\$161	28.4%
\$2,790	\$727	\$567	\$160	28.3%
\$2,800	\$729	\$568	\$161	28.4%
\$2,810	\$731	\$570	\$161	28.3%
\$2,820	\$733	\$571	\$162	28.4%
\$2,830	\$735	\$573	\$162	28.3%
\$2,840	\$737	\$574	\$163	28.4%
\$2,850	\$739	\$576	\$163	28.3%
\$2,860	\$741	\$577	\$164	28.4%
\$2,870	\$743	\$579	\$164	28.3%
\$2,880	\$745	\$580	\$165	28.4%
\$2,890	\$747	\$582	\$165	28.3%
\$2,900	\$749	\$584	\$165	28.3%
\$2,910	\$751	\$585	\$166	28.4%
\$2,920	\$753	\$587	\$166	28.3%
\$2,930	\$755	\$588	\$167	28.4%
\$2,940	\$757	\$590	\$167	28.3%
\$2,950	\$759	\$592	\$167	28.2%
\$2,960	\$761	\$593	\$168	28.4%
\$2,970	\$763	\$595	\$168	28.3%
\$2,980	\$765	\$597	\$168	28.2%

\$2,990	\$767	\$598	\$169	28.3%
\$3,000	\$769	\$600	\$169	28.2%
\$3,010	\$772	\$602	\$170	28.2%
\$3,020	\$774	\$604	\$170	28.1%
\$3,030	\$776	\$605	\$171	28.2%
\$3,040	\$778	\$607	\$171	28.2%
\$3,050	\$780	\$609	\$171	28.1%
\$3,060	\$782	\$611	\$171	28.0%
\$3,070	\$784	\$612	\$172	28.2%
\$3,080	\$787	\$614	\$173	28.1%
\$3,090	\$789	\$616	\$173	28.0%
\$3,100	\$791	\$618	\$173	28.0%
\$3,110	\$793	\$620	\$173	27.9%
\$3,120	\$795	\$622	\$173	27.9%
\$3,130	\$798	\$623	\$175	28.0%
\$3,140	\$800	\$625	\$175	28.0%
\$3,150	\$802	\$627	\$175	27.9%
\$3,160	\$804	\$629	\$175	27.9%
\$3,170	\$807	\$631	\$176	27.8%
\$3,180	\$809	\$633	\$176	27.8%
\$3,190	\$811	\$635	\$176	27.7%
\$3,200	\$814	\$637	\$177	27.7%
\$3,210	\$816	\$639	\$177	27.7%
\$3,220	\$818	\$641	\$177	27.6%
\$3,230	\$821	\$643	\$178	27.6%
\$3,240	\$823	\$645	\$178	27.6%
\$3,250	\$825	\$647	\$178	27.5%
\$3,260	\$828	\$649	\$179	27.5%
\$3,270	\$830	\$651	\$179	27.5%
\$3,280	\$832	\$654	\$178	27.3%
\$3,290	\$835	\$656	\$179	27.3%
\$3,300	\$837	\$658	\$179	27.2%
\$3,310	\$840	\$660	\$180	27.2%
\$3,320	\$842	\$662	\$180	27.2%
\$3,330	\$845	\$664	\$181	27.2%
\$3,340	\$847	\$667	\$180	27.0%
\$3,350	\$850	\$669	\$181	27.0%
\$3,360	\$852	\$671	\$181	27.0%
\$3,370	\$855	\$674	\$181	26.8%
\$3,380	\$857	\$676	\$181	26.8%
\$3,390	\$860	\$678	\$182	26.8%
\$3,400	\$862	\$680	\$182	26.8%
\$3,410	\$865	\$683	\$182	26.6%
\$3,420	\$868	\$685	\$183	26.6%
\$3,430	\$870	\$688	\$182	26.5%
\$3,440	\$873	\$690	\$183	26.5%
\$3,450	\$875	\$692	\$183	26.5%
\$3,460	\$878	\$695	\$183	26.3%

\$3,470	\$881	\$697	\$184	26.4%
\$3,480	\$883	\$700	\$183	26.2%
\$3,490	\$886	\$702	\$184	26.2%
\$3,500	\$889	\$705	\$184	26.1%
\$3,510	\$892	\$707	\$185	26.1%
\$3,520	\$894	\$710	\$184	26.0%
\$3,530	\$897	\$713	\$184	25.8%
\$3,540	\$900	\$715	\$185	25.9%
\$3,550	\$903	\$718	\$185	25.7%
\$3,560	\$905	\$720	\$185	25.8%
\$3,570	\$908	\$723	\$185	25.6%
\$3,580	\$911	\$726	\$185	25.5%
\$3,590	\$914	\$729	\$185	25.4%
\$3,600	\$917	\$731	\$186	25.4%

Table 13b**Updated and Current Inflation Adjusted Basic Child Support Obligation for Three Children**

Weekly Income	Updated Estimate	Current in 2022 Dollars	Difference: Updated Estimate - Current	
			Dollar	Percent
\$180	\$133	\$85	\$47	55.5%
\$190	\$137	\$90	\$46	51.2%
\$200	\$141	\$95	\$45	47.4%
\$210	\$145	\$100	\$44	43.9%
\$220	\$148	\$106	\$43	40.7%
\$230	\$152	\$111	\$42	37.8%
\$240	\$156	\$116	\$41	35.1%
\$250	\$160	\$121	\$39	32.6%
\$260	\$164	\$126	\$38	30.3%
\$270	\$167	\$129	\$38	29.4%
\$280	\$171	\$134	\$37	27.3%
\$290	\$175	\$139	\$35	25.4%
\$300	\$179	\$144	\$34	23.6%
\$310	\$182	\$148	\$34	22.9%
\$320	\$186	\$153	\$33	21.3%
\$330	\$189	\$158	\$31	19.7%
\$340	\$193	\$162	\$31	19.2%
\$350	\$197	\$167	\$30	17.7%
\$360	\$200	\$171	\$29	17.2%
\$370	\$204	\$176	\$28	15.9%
\$380	\$207	\$180	\$28	15.4%
\$390	\$211	\$185	\$26	14.2%
\$400	\$214	\$188	\$26	13.7%
\$410	\$218	\$193	\$24	12.6%
\$420	\$221	\$197	\$24	12.2%
\$430	\$225	\$201	\$24	11.8%
\$440	\$228	\$206	\$22	10.7%
\$450	\$231	\$210	\$22	10.3%
\$460	\$235	\$214	\$21	9.9%
\$470	\$238	\$219	\$20	8.9%
\$480	\$241	\$222	\$19	8.6%
\$490	\$245	\$226	\$19	8.2%
\$500	\$248	\$230	\$18	7.9%
\$510	\$251	\$234	\$18	7.6%
\$520	\$255	\$239	\$16	6.6%
\$530	\$258	\$242	\$15	6.3%
\$540	\$261	\$246	\$15	6.0%
\$550	\$264	\$250	\$14	5.7%
\$560	\$267	\$254	\$14	5.4%
\$570	\$270	\$257	\$13	5.0%
\$580	\$274	\$261	\$12	4.7%

\$590	\$277	\$265	\$12	4.4%
\$600	\$280	\$269	\$11	4.1%
\$610	\$283	\$273	\$10	3.8%
\$620	\$286	\$276	\$10	3.5%
\$630	\$289	\$280	\$9	3.2%
\$640	\$292	\$283	\$9	3.3%
\$650	\$295	\$286	\$9	3.0%
\$660	\$298	\$290	\$8	2.7%
\$670	\$301	\$294	\$7	2.4%
\$680	\$304	\$298	\$6	2.1%
\$690	\$307	\$300	\$7	2.2%
\$700	\$310	\$304	\$6	1.9%
\$710	\$313	\$308	\$5	1.6%
\$720	\$316	\$310	\$5	1.7%
\$730	\$318	\$314	\$4	1.4%
\$740	\$321	\$318	\$4	1.1%
\$750	\$324	\$320	\$4	1.2%
\$760	\$327	\$324	\$3	0.9%
\$770	\$330	\$328	\$2	0.6%
\$780	\$333	\$330	\$2	0.7%
\$790	\$335	\$334	\$1	0.4%
\$800	\$338	\$337	\$2	0.5%
\$810	\$341	\$340	\$1	0.1%
\$820	\$344	\$343	\$1	0.2%
\$830	\$346	\$347	\$	-0.1%
\$840	\$349	\$349	\$	0.0%
\$850	\$352	\$353	-\$1	-0.3%
\$860	\$354	\$355	-\$1	-0.3%
\$870	\$357	\$358	-\$1	-0.3%
\$880	\$360	\$362	-\$2	-0.6%
\$890	\$362	\$364	-\$2	-0.5%
\$900	\$365	\$367	-\$2	-0.5%
\$910	\$368	\$371	-\$3	-0.8%
\$920	\$370	\$373	-\$3	-0.8%
\$930	\$373	\$376	-\$3	-0.8%
\$940	\$375	\$378	-\$3	-0.8%
\$950	\$378	\$382	-\$4	-1.1%
\$960	\$380	\$384	-\$4	-1.1%
\$970	\$383	\$387	-\$4	-1.1%
\$980	\$385	\$389	-\$4	-1.0%
\$990	\$388	\$392	-\$4	-1.1%
\$1,000	\$390	\$396	-\$5	-1.4%
\$1,010	\$393	\$398	-\$5	-1.4%
\$1,020	\$395	\$401	-\$6	-1.4%
\$1,030	\$398	\$403	-\$6	-1.4%
\$1,040	\$400	\$406	-\$6	-1.4%
\$1,050	\$402	\$408	-\$6	-1.4%
\$1,060	\$405	\$411	-\$6	-1.4%

\$1,070	\$407	\$413	-\$6	-1.5%
\$1,080	\$410	\$416	-\$6	-1.5%
\$1,090	\$412	\$418	-\$6	-1.5%
\$1,100	\$414	\$421	-\$7	-1.6%
\$1,110	\$417	\$423	-\$7	-1.6%
\$1,120	\$419	\$426	-\$7	-1.6%
\$1,130	\$421	\$428	-\$7	-1.7%
\$1,140	\$423	\$431	-\$7	-1.7%
\$1,150	\$426	\$433	-\$8	-1.8%
\$1,160	\$428	\$436	-\$8	-1.8%
\$1,170	\$430	\$438	-\$8	-1.8%
\$1,180	\$433	\$440	-\$7	-1.6%
\$1,190	\$435	\$442	-\$7	-1.7%
\$1,200	\$437	\$445	-\$8	-1.7%
\$1,210	\$439	\$447	-\$8	-1.8%
\$1,220	\$441	\$450	-\$8	-1.8%
\$1,230	\$444	\$452	-\$9	-1.9%
\$1,240	\$446	\$453	-\$8	-1.7%
\$1,250	\$448	\$456	-\$8	-1.8%
\$1,260	\$450	\$458	-\$8	-1.8%
\$1,270	\$452	\$461	-\$9	-1.9%
\$1,280	\$454	\$462	-\$8	-1.7%
\$1,290	\$457	\$465	-\$8	-1.8%
\$1,300	\$459	\$467	-\$9	-1.8%
\$1,310	\$461	\$468	-\$8	-1.7%
\$1,320	\$463	\$471	-\$8	-1.7%
\$1,330	\$465	\$474	-\$9	-1.8%
\$1,340	\$467	\$475	-\$8	-1.6%
\$1,350	\$469	\$477	-\$8	-1.7%
\$1,360	\$471	\$480	-\$9	-1.8%
\$1,370	\$473	\$481	-\$8	-1.6%
\$1,380	\$475	\$484	-\$8	-1.7%
\$1,390	\$477	\$485	-\$8	-1.6%
\$1,400	\$479	\$487	-\$8	-1.6%
\$1,410	\$481	\$490	-\$9	-1.7%
\$1,420	\$483	\$491	-\$8	-1.6%
\$1,430	\$485	\$494	-\$8	-1.7%
\$1,440	\$487	\$495	-\$8	-1.5%
\$1,450	\$489	\$497	-\$8	-1.6%
\$1,460	\$491	\$499	-\$7	-1.5%
\$1,470	\$493	\$501	-\$8	-1.6%
\$1,480	\$495	\$502	-\$7	-1.4%
\$1,490	\$497	\$505	-\$8	-1.5%
\$1,500	\$499	\$506	-\$7	-1.4%
\$1,510	\$501	\$509	-\$8	-1.5%
\$1,520	\$503	\$510	-\$7	-1.4%
\$1,530	\$505	\$512	-\$8	-1.5%
\$1,540	\$507	\$514	-\$7	-1.3%

\$1,550	\$509	\$515	-\$6	-1.2%
\$1,560	\$511	\$517	-\$7	-1.3%
\$1,570	\$513	\$519	-\$6	-1.2%
\$1,580	\$514	\$521	-\$7	-1.3%
\$1,590	\$516	\$522	-\$6	-1.2%
\$1,600	\$518	\$524	-\$6	-1.1%
\$1,610	\$520	\$526	-\$6	-1.2%
\$1,620	\$522	\$528	-\$6	-1.1%
\$1,630	\$524	\$530	-\$6	-1.2%
\$1,640	\$526	\$531	-\$6	-1.1%
\$1,650	\$527	\$533	-\$5	-1.0%
\$1,660	\$529	\$535	-\$6	-1.1%
\$1,670	\$531	\$536	-\$5	-1.0%
\$1,680	\$533	\$538	-\$5	-0.9%
\$1,690	\$535	\$540	-\$5	-1.0%
\$1,700	\$537	\$541	-\$5	-0.9%
\$1,710	\$538	\$543	-\$4	-0.8%
\$1,720	\$540	\$545	-\$5	-0.9%
\$1,730	\$542	\$546	-\$4	-0.8%
\$1,740	\$544	\$548	-\$4	-0.7%
\$1,750	\$546	\$549	-\$3	-0.6%
\$1,760	\$547	\$551	-\$4	-0.7%
\$1,770	\$549	\$553	-\$4	-0.6%
\$1,780	\$551	\$554	-\$3	-0.5%
\$1,790	\$553	\$555	-\$3	-0.5%
\$1,800	\$554	\$558	-\$3	-0.6%
\$1,810	\$556	\$559	-\$3	-0.5%
\$1,820	\$558	\$560	-\$2	-0.4%
\$1,830	\$560	\$561	-\$2	-0.3%
\$1,840	\$561	\$564	-\$3	-0.4%
\$1,850	\$563	\$565	-\$2	-0.4%
\$1,860	\$565	\$566	-\$2	-0.3%
\$1,870	\$567	\$568	-\$1	-0.2%
\$1,880	\$568	\$570	-\$2	-0.3%
\$1,890	\$570	\$571	-\$1	-0.2%
\$1,900	\$572	\$573	-\$1	-0.2%
\$1,910	\$574	\$574	\$	-0.1%
\$1,920	\$575	\$575	\$	0.0%
\$1,930	\$577	\$578	-\$1	-0.1%
\$1,940	\$579	\$579	\$	0.0%
\$1,950	\$580	\$580	\$	0.0%
\$1,960	\$582	\$582	\$1	0.1%
\$1,970	\$584	\$583	\$1	0.2%
\$1,980	\$586	\$585	\$	0.1%
\$1,990	\$587	\$587	\$1	0.1%
\$2,000	\$589	\$588	\$1	0.2%
\$2,010	\$591	\$589	\$2	0.3%
\$2,020	\$592	\$590	\$2	0.4%

\$2,030	\$594	\$592	\$3	0.4%
\$2,040	\$596	\$594	\$2	0.3%
\$2,050	\$598	\$595	\$2	0.4%
\$2,060	\$599	\$597	\$3	0.4%
\$2,070	\$601	\$598	\$3	0.5%
\$2,080	\$603	\$599	\$3	0.6%
\$2,090	\$604	\$600	\$4	0.7%
\$2,100	\$606	\$603	\$3	0.5%
\$2,110	\$608	\$604	\$4	0.6%
\$2,120	\$609	\$605	\$4	0.7%
\$2,130	\$611	\$607	\$4	0.7%
\$2,140	\$613	\$608	\$5	0.8%
\$2,150	\$614	\$609	\$5	0.9%
\$2,160	\$616	\$612	\$4	0.7%
\$2,170	\$618	\$613	\$5	0.8%
\$2,180	\$620	\$614	\$5	0.9%
\$2,190	\$621	\$615	\$6	0.9%
\$2,200	\$623	\$617	\$6	1.0%
\$2,210	\$625	\$618	\$7	1.1%
\$2,220	\$626	\$620	\$6	0.9%
\$2,230	\$628	\$622	\$6	1.0%
\$2,240	\$630	\$623	\$7	1.1%
\$2,250	\$631	\$624	\$7	1.1%
\$2,260	\$633	\$625	\$8	1.2%
\$2,270	\$635	\$627	\$8	1.3%
\$2,280	\$636	\$629	\$7	1.1%
\$2,290	\$638	\$631	\$8	1.2%
\$2,300	\$640	\$632	\$8	1.3%
\$2,310	\$642	\$633	\$9	1.3%
\$2,320	\$643	\$634	\$9	1.4%
\$2,330	\$645	\$637	\$8	1.3%
\$2,340	\$647	\$638	\$9	1.4%
\$2,350	\$648	\$639	\$9	1.4%
\$2,360	\$650	\$641	\$10	1.5%
\$2,370	\$652	\$642	\$10	1.6%
\$2,380	\$654	\$644	\$9	1.4%
\$2,390	\$655	\$646	\$10	1.5%
\$2,400	\$657	\$647	\$10	1.6%
\$2,410	\$659	\$648	\$11	1.6%
\$2,420	\$660	\$649	\$11	1.7%
\$2,430	\$662	\$652	\$10	1.6%
\$2,440	\$664	\$653	\$11	1.6%
\$2,450	\$666	\$654	\$11	1.7%
\$2,460	\$667	\$656	\$12	1.8%
\$2,470	\$669	\$658	\$11	1.7%
\$2,480	\$671	\$659	\$11	1.7%
\$2,490	\$673	\$661	\$12	1.8%
\$2,500	\$674	\$662	\$12	1.9%

\$2,510	\$676	\$664	\$12	1.8%
\$2,520	\$678	\$666	\$12	1.8%
\$2,530	\$680	\$667	\$13	1.9%
\$2,540	\$681	\$668	\$13	2.0%
\$2,550	\$683	\$671	\$12	1.9%
\$2,560	\$685	\$672	\$13	1.9%
\$2,570	\$687	\$673	\$14	2.0%
\$2,580	\$689	\$676	\$13	1.9%
\$2,590	\$690	\$677	\$13	2.0%
\$2,600	\$692	\$678	\$14	2.0%
\$2,610	\$694	\$681	\$13	1.9%
\$2,620	\$696	\$682	\$14	2.0%
\$2,630	\$698	\$683	\$14	2.1%
\$2,640	\$699	\$686	\$14	2.0%
\$2,650	\$701	\$687	\$14	2.1%
\$2,660	\$703	\$688	\$15	2.1%
\$2,670	\$705	\$691	\$14	2.0%
\$2,680	\$707	\$692	\$15	2.1%
\$2,690	\$709	\$693	\$15	2.2%
\$2,700	\$710	\$696	\$15	2.1%
\$2,710	\$712	\$697	\$15	2.2%
\$2,720	\$714	\$700	\$15	2.1%
\$2,730	\$716	\$701	\$15	2.2%
\$2,740	\$718	\$702	\$16	2.3%
\$2,750	\$720	\$705	\$15	2.2%
\$2,760	\$722	\$706	\$16	2.2%
\$2,770	\$724	\$708	\$15	2.1%
\$2,780	\$726	\$710	\$16	2.2%
\$2,790	\$727	\$712	\$15	2.1%
\$2,800	\$729	\$713	\$16	2.2%
\$2,810	\$731	\$716	\$15	2.1%
\$2,820	\$733	\$717	\$16	2.2%
\$2,830	\$735	\$720	\$15	2.1%
\$2,840	\$737	\$721	\$16	2.2%
\$2,850	\$739	\$723	\$16	2.2%
\$2,860	\$741	\$725	\$16	2.3%
\$2,870	\$743	\$727	\$16	2.2%
\$2,880	\$745	\$728	\$17	2.3%
\$2,890	\$747	\$731	\$16	2.2%
\$2,900	\$749	\$734	\$15	2.1%
\$2,910	\$751	\$735	\$16	2.2%
\$2,920	\$753	\$737	\$16	2.1%
\$2,930	\$755	\$739	\$17	2.2%
\$2,940	\$757	\$741	\$16	2.2%
\$2,950	\$759	\$744	\$16	2.1%
\$2,960	\$761	\$745	\$16	2.2%
\$2,970	\$763	\$747	\$16	2.1%
\$2,980	\$765	\$750	\$15	2.1%

\$2,990	\$767	\$751	\$16	2.2%
\$3,000	\$769	\$754	\$16	2.1%
\$3,010	\$772	\$756	\$15	2.0%
\$3,020	\$774	\$759	\$15	2.0%
\$3,030	\$776	\$760	\$16	2.1%
\$3,040	\$778	\$762	\$16	2.0%
\$3,050	\$780	\$765	\$15	2.0%
\$3,060	\$782	\$767	\$15	1.9%
\$3,070	\$784	\$769	\$16	2.0%
\$3,080	\$787	\$771	\$15	2.0%
\$3,090	\$789	\$774	\$15	1.9%
\$3,100	\$791	\$776	\$15	1.9%
\$3,110	\$793	\$779	\$14	1.9%
\$3,120	\$795	\$781	\$14	1.8%
\$3,130	\$798	\$782	\$15	1.9%
\$3,140	\$800	\$785	\$15	1.9%
\$3,150	\$802	\$788	\$15	1.9%
\$3,160	\$804	\$790	\$14	1.8%
\$3,170	\$807	\$793	\$14	1.8%
\$3,180	\$809	\$795	\$14	1.7%
\$3,190	\$811	\$798	\$14	1.7%
\$3,200	\$814	\$800	\$13	1.7%
\$3,210	\$816	\$803	\$13	1.7%
\$3,220	\$818	\$805	\$13	1.6%
\$3,230	\$821	\$808	\$13	1.6%
\$3,240	\$823	\$810	\$13	1.6%
\$3,250	\$825	\$813	\$13	1.6%
\$3,260	\$828	\$815	\$12	1.5%
\$3,270	\$830	\$818	\$12	1.5%
\$3,280	\$832	\$821	\$11	1.3%
\$3,290	\$835	\$824	\$11	1.3%
\$3,300	\$837	\$826	\$11	1.3%
\$3,310	\$840	\$829	\$11	1.3%
\$3,320	\$842	\$831	\$11	1.3%
\$3,330	\$845	\$834	\$11	1.3%
\$3,340	\$847	\$838	\$9	1.1%
\$3,350	\$850	\$840	\$9	1.1%
\$3,360	\$852	\$843	\$9	1.1%
\$3,370	\$855	\$847	\$8	1.0%
\$3,380	\$857	\$849	\$8	1.0%
\$3,390	\$860	\$852	\$8	1.0%
\$3,400	\$862	\$854	\$8	1.0%
\$3,410	\$865	\$858	\$7	0.8%
\$3,420	\$868	\$860	\$7	0.8%
\$3,430	\$870	\$864	\$6	0.7%
\$3,440	\$873	\$867	\$6	0.7%
\$3,450	\$875	\$869	\$6	0.7%
\$3,460	\$878	\$873	\$5	0.6%

\$3,470	\$881	\$875	\$5	0.6%
\$3,480	\$883	\$879	\$4	0.5%
\$3,490	\$886	\$882	\$4	0.5%
\$3,500	\$889	\$885	\$3	0.4%
\$3,510	\$892	\$888	\$4	0.4%
\$3,520	\$894	\$892	\$3	0.3%
\$3,530	\$897	\$896	\$2	0.2%
\$3,540	\$900	\$898	\$2	0.2%
\$3,550	\$903	\$902	\$1	0.1%
\$3,560	\$905	\$904	\$1	0.1%
\$3,570	\$908	\$908	\$	0.0%
\$3,580	\$911	\$912	-\$1	-0.1%
\$3,590	\$914	\$916	-\$2	-0.2%
\$3,600	\$917	\$918	-\$1	-0.1%

Table 14a
Updated and Current Basic Child Support Obligation for Four Children

Weekly Income	Updated Estimate	Current	Difference: Updated Estimate - Current	
			Dollar	Percent
\$180	\$148	\$75	\$73	97.5%
\$190	\$152	\$80	\$72	90.6%
\$200	\$157	\$84	\$73	86.7%
\$210	\$161	\$88	\$73	83.2%
\$220	\$165	\$93	\$72	77.9%
\$230	\$170	\$97	\$73	75.0%
\$240	\$174	\$102	\$72	70.6%
\$250	\$178	\$106	\$72	68.2%
\$260	\$182	\$110	\$72	65.9%
\$270	\$187	\$114	\$73	63.7%
\$280	\$191	\$119	\$72	60.4%
\$290	\$195	\$123	\$72	58.5%
\$300	\$199	\$127	\$72	56.8%
\$310	\$203	\$131	\$72	55.1%
\$320	\$207	\$135	\$72	53.5%
\$330	\$211	\$139	\$72	52.0%
\$340	\$215	\$143	\$72	50.6%
\$350	\$219	\$147	\$72	49.2%
\$360	\$223	\$151	\$72	47.9%
\$370	\$227	\$155	\$72	46.6%
\$380	\$231	\$159	\$72	45.4%
\$390	\$235	\$163	\$72	44.2%
\$400	\$239	\$167	\$72	43.1%
\$410	\$243	\$170	\$73	42.8%
\$420	\$247	\$174	\$73	41.7%
\$430	\$250	\$178	\$72	40.7%
\$440	\$254	\$182	\$72	39.7%
\$450	\$258	\$185	\$73	39.5%
\$460	\$262	\$189	\$73	38.5%
\$470	\$265	\$193	\$72	37.5%
\$480	\$269	\$196	\$73	37.3%
\$490	\$273	\$200	\$73	36.4%
\$500	\$277	\$203	\$74	36.2%
\$510	\$280	\$207	\$73	35.3%
\$520	\$284	\$210	\$74	35.1%
\$530	\$287	\$214	\$73	34.3%
\$540	\$291	\$217	\$74	34.1%
\$550	\$295	\$221	\$74	33.3%
\$560	\$298	\$224	\$74	33.1%
\$570	\$302	\$228	\$74	32.3%
\$580	\$305	\$231	\$74	32.1%

\$590	\$309	\$234	\$75	31.8%
\$600	\$312	\$238	\$74	31.1%
\$610	\$315	\$241	\$74	30.9%
\$620	\$319	\$244	\$75	30.7%
\$630	\$322	\$247	\$75	30.5%
\$640	\$326	\$250	\$76	30.2%
\$650	\$329	\$254	\$75	29.5%
\$660	\$332	\$257	\$75	29.3%
\$670	\$336	\$260	\$76	29.1%
\$680	\$339	\$263	\$76	28.9%
\$690	\$342	\$266	\$76	28.6%
\$700	\$345	\$269	\$76	28.4%
\$710	\$349	\$272	\$77	28.2%
\$720	\$352	\$275	\$77	28.0%
\$730	\$355	\$278	\$77	27.7%
\$740	\$358	\$281	\$77	27.5%
\$750	\$361	\$284	\$77	27.3%
\$760	\$365	\$287	\$78	27.0%
\$770	\$368	\$290	\$78	26.8%
\$780	\$371	\$293	\$78	26.6%
\$790	\$374	\$295	\$79	26.8%
\$800	\$377	\$298	\$79	26.5%
\$810	\$380	\$301	\$79	26.3%
\$820	\$383	\$304	\$79	26.0%
\$830	\$386	\$307	\$79	25.8%
\$840	\$389	\$309	\$80	25.9%
\$850	\$392	\$312	\$80	25.7%
\$860	\$395	\$315	\$80	25.4%
\$870	\$398	\$317	\$81	25.6%
\$880	\$401	\$320	\$81	25.3%
\$890	\$404	\$323	\$81	25.1%
\$900	\$407	\$325	\$82	25.2%
\$910	\$410	\$328	\$82	24.9%
\$920	\$413	\$330	\$83	25.0%
\$930	\$416	\$333	\$83	24.8%
\$940	\$418	\$335	\$83	24.9%
\$950	\$421	\$338	\$83	24.6%
\$960	\$424	\$340	\$84	24.7%
\$970	\$427	\$343	\$84	24.4%
\$980	\$430	\$345	\$85	24.5%
\$990	\$432	\$348	\$84	24.2%
\$1,000	\$435	\$350	\$85	24.3%
\$1,010	\$438	\$352	\$86	24.4%
\$1,020	\$441	\$355	\$86	24.1%
\$1,030	\$443	\$357	\$86	24.2%
\$1,040	\$446	\$359	\$87	24.2%
\$1,050	\$449	\$362	\$87	23.9%
\$1,060	\$451	\$364	\$87	24.0%

\$1,070	\$454	\$366	\$88	24.0%
\$1,080	\$457	\$368	\$89	24.1%
\$1,090	\$459	\$371	\$88	23.8%
\$1,100	\$462	\$373	\$89	23.8%
\$1,110	\$464	\$375	\$89	23.9%
\$1,120	\$467	\$377	\$90	23.9%
\$1,130	\$470	\$379	\$91	23.9%
\$1,140	\$472	\$382	\$90	23.6%
\$1,150	\$475	\$384	\$91	23.6%
\$1,160	\$477	\$386	\$91	23.6%
\$1,170	\$480	\$388	\$92	23.6%
\$1,180	\$482	\$390	\$92	23.7%
\$1,190	\$485	\$392	\$93	23.7%
\$1,200	\$487	\$394	\$93	23.7%
\$1,210	\$490	\$396	\$94	23.7%
\$1,220	\$492	\$398	\$94	23.7%
\$1,230	\$495	\$400	\$95	23.6%
\$1,240	\$497	\$402	\$95	23.6%
\$1,250	\$499	\$404	\$95	23.6%
\$1,260	\$502	\$406	\$96	23.6%
\$1,270	\$504	\$408	\$96	23.6%
\$1,280	\$507	\$410	\$97	23.6%
\$1,290	\$509	\$412	\$97	23.5%
\$1,300	\$511	\$414	\$97	23.5%
\$1,310	\$514	\$415	\$99	23.8%
\$1,320	\$516	\$417	\$99	23.8%
\$1,330	\$518	\$419	\$99	23.7%
\$1,340	\$521	\$421	\$100	23.7%
\$1,350	\$523	\$423	\$100	23.6%
\$1,360	\$525	\$425	\$100	23.6%
\$1,370	\$528	\$426	\$102	23.9%
\$1,380	\$530	\$428	\$102	23.8%
\$1,390	\$532	\$430	\$102	23.8%
\$1,400	\$534	\$432	\$102	23.7%
\$1,410	\$537	\$433	\$104	23.9%
\$1,420	\$539	\$435	\$104	23.9%
\$1,430	\$541	\$437	\$104	23.8%
\$1,440	\$543	\$439	\$104	23.8%
\$1,450	\$546	\$440	\$106	24.0%
\$1,460	\$548	\$442	\$106	23.9%
\$1,470	\$550	\$444	\$106	23.9%
\$1,480	\$552	\$445	\$107	24.1%
\$1,490	\$554	\$447	\$107	24.0%
\$1,500	\$557	\$449	\$108	23.9%
\$1,510	\$559	\$450	\$109	24.1%
\$1,520	\$561	\$452	\$109	24.1%
\$1,530	\$563	\$453	\$110	24.3%
\$1,540	\$565	\$455	\$110	24.2%

\$1,550	\$567	\$457	\$110	24.1%
\$1,560	\$569	\$458	\$111	24.3%
\$1,570	\$571	\$460	\$111	24.2%
\$1,580	\$574	\$461	\$113	24.4%
\$1,590	\$576	\$463	\$113	24.3%
\$1,600	\$578	\$464	\$114	24.5%
\$1,610	\$580	\$466	\$114	24.4%
\$1,620	\$582	\$467	\$115	24.6%
\$1,630	\$584	\$469	\$115	24.5%
\$1,640	\$586	\$470	\$116	24.7%
\$1,650	\$588	\$472	\$116	24.6%
\$1,660	\$590	\$473	\$117	24.8%
\$1,670	\$592	\$475	\$117	24.7%
\$1,680	\$594	\$476	\$118	24.8%
\$1,690	\$596	\$478	\$118	24.7%
\$1,700	\$598	\$479	\$119	24.9%
\$1,710	\$600	\$481	\$119	24.8%
\$1,720	\$602	\$482	\$120	25.0%
\$1,730	\$604	\$484	\$120	24.9%
\$1,740	\$606	\$485	\$121	25.0%
\$1,750	\$608	\$486	\$122	25.2%
\$1,760	\$610	\$488	\$122	25.1%
\$1,770	\$612	\$489	\$123	25.2%
\$1,780	\$614	\$491	\$123	25.1%
\$1,790	\$616	\$492	\$124	25.2%
\$1,800	\$618	\$493	\$125	25.4%
\$1,810	\$620	\$495	\$125	25.3%
\$1,820	\$622	\$496	\$126	25.4%
\$1,830	\$624	\$498	\$126	25.3%
\$1,840	\$626	\$499	\$127	25.5%
\$1,850	\$628	\$500	\$128	25.6%
\$1,860	\$630	\$502	\$128	25.5%
\$1,870	\$632	\$503	\$129	25.6%
\$1,880	\$634	\$504	\$130	25.7%
\$1,890	\$636	\$506	\$130	25.6%
\$1,900	\$638	\$507	\$131	25.8%
\$1,910	\$640	\$508	\$132	25.9%
\$1,920	\$641	\$510	\$131	25.8%
\$1,930	\$643	\$511	\$132	25.9%
\$1,940	\$645	\$512	\$133	26.0%
\$1,950	\$647	\$513	\$134	26.2%
\$1,960	\$649	\$515	\$134	26.0%
\$1,970	\$651	\$516	\$135	26.2%
\$1,980	\$653	\$517	\$136	26.3%
\$1,990	\$655	\$519	\$136	26.2%
\$2,000	\$657	\$520	\$137	26.3%
\$2,010	\$659	\$521	\$138	26.4%
\$2,020	\$661	\$523	\$138	26.3%

\$2,030	\$662	\$524	\$138	26.4%
\$2,040	\$664	\$525	\$139	26.5%
\$2,050	\$666	\$526	\$140	26.7%
\$2,060	\$668	\$528	\$140	26.5%
\$2,070	\$670	\$529	\$141	26.7%
\$2,080	\$672	\$530	\$142	26.8%
\$2,090	\$674	\$531	\$143	26.9%
\$2,100	\$676	\$533	\$143	26.8%
\$2,110	\$678	\$534	\$144	26.9%
\$2,120	\$679	\$535	\$144	27.0%
\$2,130	\$681	\$537	\$144	26.9%
\$2,140	\$683	\$538	\$145	27.0%
\$2,150	\$685	\$539	\$146	27.1%
\$2,160	\$687	\$540	\$147	27.2%
\$2,170	\$689	\$542	\$147	27.1%
\$2,180	\$691	\$543	\$148	27.2%
\$2,190	\$693	\$544	\$149	27.3%
\$2,200	\$695	\$545	\$150	27.4%
\$2,210	\$696	\$547	\$149	27.3%
\$2,220	\$698	\$548	\$150	27.4%
\$2,230	\$700	\$549	\$151	27.5%
\$2,240	\$702	\$551	\$151	27.4%
\$2,250	\$704	\$552	\$152	27.5%
\$2,260	\$706	\$553	\$153	27.6%
\$2,270	\$708	\$554	\$154	27.8%
\$2,280	\$710	\$556	\$154	27.6%
\$2,290	\$712	\$557	\$155	27.7%
\$2,300	\$713	\$558	\$155	27.9%
\$2,310	\$715	\$559	\$156	28.0%
\$2,320	\$717	\$561	\$156	27.8%
\$2,330	\$719	\$562	\$157	28.0%
\$2,340	\$721	\$563	\$158	28.1%
\$2,350	\$723	\$565	\$158	28.0%
\$2,360	\$725	\$566	\$159	28.1%
\$2,370	\$727	\$567	\$160	28.2%
\$2,380	\$729	\$569	\$160	28.1%
\$2,390	\$731	\$570	\$161	28.2%
\$2,400	\$733	\$571	\$162	28.3%
\$2,410	\$734	\$572	\$162	28.4%
\$2,420	\$736	\$574	\$162	28.3%
\$2,430	\$738	\$575	\$163	28.4%
\$2,440	\$740	\$576	\$164	28.5%
\$2,450	\$742	\$578	\$164	28.4%
\$2,460	\$744	\$579	\$165	28.5%
\$2,470	\$746	\$580	\$166	28.6%
\$2,480	\$748	\$582	\$166	28.5%
\$2,490	\$750	\$583	\$167	28.6%
\$2,500	\$752	\$584	\$168	28.8%

\$2,510	\$754	\$586	\$168	28.6%
\$2,520	\$756	\$587	\$169	28.8%
\$2,530	\$758	\$589	\$169	28.7%
\$2,540	\$760	\$590	\$170	28.8%
\$2,550	\$762	\$591	\$171	28.9%
\$2,560	\$764	\$593	\$171	28.8%
\$2,570	\$766	\$594	\$172	28.9%
\$2,580	\$768	\$596	\$172	28.8%
\$2,590	\$770	\$597	\$173	28.9%
\$2,600	\$772	\$598	\$174	29.1%
\$2,610	\$774	\$600	\$174	29.0%
\$2,620	\$776	\$601	\$175	29.1%
\$2,630	\$778	\$603	\$175	29.0%
\$2,640	\$780	\$604	\$176	29.1%
\$2,650	\$782	\$606	\$176	29.0%
\$2,660	\$784	\$607	\$177	29.1%
\$2,670	\$786	\$608	\$178	29.3%
\$2,680	\$788	\$610	\$178	29.2%
\$2,690	\$790	\$611	\$179	29.3%
\$2,700	\$792	\$613	\$179	29.2%
\$2,710	\$794	\$614	\$180	29.3%
\$2,720	\$796	\$616	\$180	29.3%
\$2,730	\$798	\$617	\$181	29.4%
\$2,740	\$800	\$619	\$181	29.3%
\$2,750	\$803	\$621	\$182	29.2%
\$2,760	\$805	\$622	\$183	29.4%
\$2,770	\$807	\$624	\$183	29.3%
\$2,780	\$809	\$625	\$184	29.4%
\$2,790	\$811	\$627	\$184	29.4%
\$2,800	\$813	\$628	\$185	29.5%
\$2,810	\$815	\$630	\$185	29.4%
\$2,820	\$818	\$632	\$186	29.4%
\$2,830	\$820	\$633	\$187	29.5%
\$2,840	\$822	\$635	\$187	29.4%
\$2,850	\$824	\$637	\$187	29.4%
\$2,860	\$826	\$638	\$188	29.5%
\$2,870	\$828	\$640	\$188	29.4%
\$2,880	\$831	\$642	\$189	29.4%
\$2,890	\$833	\$643	\$190	29.5%
\$2,900	\$835	\$645	\$190	29.5%
\$2,910	\$837	\$647	\$190	29.4%
\$2,920	\$840	\$648	\$192	29.6%
\$2,930	\$842	\$650	\$192	29.5%
\$2,940	\$844	\$652	\$192	29.5%
\$2,950	\$846	\$654	\$192	29.4%
\$2,960	\$849	\$655	\$194	29.6%
\$2,970	\$851	\$657	\$194	29.5%
\$2,980	\$853	\$659	\$194	29.5%

\$2,990	\$856	\$661	\$195	29.4%
\$3,000	\$858	\$663	\$195	29.4%
\$3,010	\$860	\$664	\$196	29.6%
\$3,020	\$863	\$666	\$197	29.5%
\$3,030	\$865	\$668	\$197	29.5%
\$3,040	\$867	\$670	\$197	29.5%
\$3,050	\$870	\$672	\$198	29.4%
\$3,060	\$872	\$674	\$198	29.4%
\$3,070	\$875	\$676	\$199	29.4%
\$3,080	\$877	\$678	\$199	29.4%
\$3,090	\$879	\$680	\$199	29.3%
\$3,100	\$882	\$682	\$200	29.3%
\$3,110	\$884	\$684	\$200	29.3%
\$3,120	\$887	\$686	\$201	29.3%
\$3,130	\$889	\$688	\$201	29.3%
\$3,140	\$892	\$690	\$202	29.3%
\$3,150	\$894	\$692	\$202	29.2%
\$3,160	\$897	\$694	\$203	29.2%
\$3,170	\$899	\$696	\$203	29.2%
\$3,180	\$902	\$698	\$204	29.2%
\$3,190	\$904	\$700	\$204	29.2%
\$3,200	\$907	\$702	\$205	29.2%
\$3,210	\$910	\$704	\$206	29.2%
\$3,220	\$912	\$707	\$205	29.0%
\$3,230	\$915	\$709	\$206	29.0%
\$3,240	\$917	\$711	\$206	29.0%
\$3,250	\$920	\$713	\$207	29.1%
\$3,260	\$923	\$715	\$208	29.1%
\$3,270	\$925	\$718	\$207	28.9%
\$3,280	\$928	\$720	\$208	28.9%
\$3,290	\$931	\$722	\$209	28.9%
\$3,300	\$934	\$725	\$209	28.8%
\$3,310	\$936	\$727	\$209	28.8%
\$3,320	\$939	\$729	\$210	28.8%
\$3,330	\$942	\$732	\$210	28.7%
\$3,340	\$945	\$734	\$211	28.7%
\$3,350	\$947	\$736	\$211	28.7%
\$3,360	\$950	\$739	\$211	28.6%
\$3,370	\$953	\$741	\$212	28.6%
\$3,380	\$956	\$744	\$212	28.5%
\$3,390	\$959	\$746	\$213	28.5%
\$3,400	\$961	\$749	\$212	28.4%
\$3,410	\$964	\$751	\$213	28.4%
\$3,420	\$967	\$754	\$213	28.3%
\$3,430	\$970	\$756	\$214	28.3%
\$3,440	\$973	\$759	\$214	28.2%
\$3,450	\$976	\$762	\$214	28.1%
\$3,460	\$979	\$764	\$215	28.1%

\$3,470	\$982	\$767	\$215	28.0%
\$3,480	\$985	\$770	\$215	27.9%
\$3,490	\$988	\$772	\$216	28.0%
\$3,500	\$991	\$775	\$216	27.9%
\$3,510	\$994	\$778	\$216	27.8%
\$3,520	\$997	\$780	\$217	27.8%
\$3,530	\$1,000	\$783	\$217	27.7%
\$3,540	\$1,003	\$786	\$217	27.6%
\$3,550	\$1,006	\$789	\$217	27.6%
\$3,560	\$1,010	\$792	\$218	27.5%
\$3,570	\$1,013	\$795	\$218	27.4%
\$3,580	\$1,016	\$797	\$219	27.5%
\$3,590	\$1,019	\$800	\$219	27.4%
\$3,600	\$1,022	\$803	\$219	27.3%

Table 14b**Updated and Current Basic Inflation Adjusted Child Support Obligation for Four Children**

Weekly Income	Updated Estimate	Current in 2022 Dollars	Difference: Updated Estimate - Current	
			Dollar	Percent
\$180	\$148	\$94	\$54	57.2%
\$190	\$152	\$100	\$52	51.8%
\$200	\$157	\$106	\$51	48.7%
\$210	\$161	\$111	\$51	45.8%
\$220	\$165	\$117	\$49	41.7%
\$230	\$170	\$122	\$48	39.4%
\$240	\$174	\$128	\$46	35.8%
\$250	\$178	\$133	\$45	33.9%
\$260	\$182	\$138	\$44	32.1%
\$270	\$187	\$143	\$43	30.4%
\$280	\$191	\$149	\$41	27.7%
\$290	\$195	\$154	\$40	26.2%
\$300	\$199	\$160	\$40	24.8%
\$310	\$203	\$165	\$39	23.5%
\$320	\$207	\$170	\$38	22.2%
\$330	\$211	\$175	\$37	21.0%
\$340	\$215	\$180	\$36	19.9%
\$350	\$219	\$185	\$35	18.8%
\$360	\$223	\$190	\$34	17.7%
\$370	\$227	\$195	\$33	16.7%
\$380	\$231	\$200	\$31	15.7%
\$390	\$235	\$205	\$30	14.8%
\$400	\$239	\$210	\$29	13.9%
\$410	\$243	\$214	\$29	13.7%
\$420	\$247	\$219	\$28	12.8%
\$430	\$250	\$224	\$27	12.0%
\$440	\$254	\$229	\$26	11.2%
\$450	\$258	\$232	\$26	11.0%
\$460	\$262	\$237	\$24	10.3%
\$470	\$265	\$242	\$23	9.5%
\$480	\$269	\$246	\$23	9.3%
\$490	\$273	\$251	\$22	8.6%
\$500	\$277	\$255	\$22	8.5%
\$510	\$280	\$260	\$20	7.8%
\$520	\$284	\$264	\$20	7.6%
\$530	\$287	\$269	\$19	6.9%
\$540	\$291	\$273	\$18	6.7%
\$550	\$295	\$278	\$17	6.1%
\$560	\$298	\$281	\$17	5.9%
\$570	\$302	\$286	\$15	5.3%
\$580	\$305	\$290	\$15	5.1%

\$590	\$309	\$294	\$15	5.0%
\$600	\$312	\$299	\$13	4.4%
\$610	\$315	\$303	\$13	4.2%
\$620	\$319	\$306	\$12	4.0%
\$630	\$322	\$310	\$12	3.9%
\$640	\$326	\$314	\$12	3.7%
\$650	\$329	\$319	\$10	3.1%
\$660	\$332	\$323	\$9	2.9%
\$670	\$336	\$327	\$9	2.8%
\$680	\$339	\$330	\$9	2.6%
\$690	\$342	\$334	\$8	2.4%
\$700	\$345	\$338	\$8	2.2%
\$710	\$349	\$342	\$7	2.1%
\$720	\$352	\$345	\$7	1.9%
\$730	\$355	\$349	\$6	1.7%
\$740	\$358	\$353	\$5	1.5%
\$750	\$361	\$357	\$5	1.3%
\$760	\$365	\$360	\$4	1.1%
\$770	\$368	\$364	\$3	1.0%
\$780	\$371	\$368	\$3	0.8%
\$790	\$374	\$371	\$3	0.9%
\$800	\$377	\$374	\$3	0.7%
\$810	\$380	\$378	\$2	0.5%
\$820	\$383	\$382	\$1	0.3%
\$830	\$386	\$386	\$1	0.1%
\$840	\$389	\$388	\$1	0.3%
\$850	\$392	\$392	\$	0.1%
\$860	\$395	\$396	-\$1	-0.1%
\$870	\$398	\$398	\$	0.0%
\$880	\$401	\$402	-\$1	-0.2%
\$890	\$404	\$406	-\$2	-0.4%
\$900	\$407	\$408	-\$1	-0.3%
\$910	\$410	\$412	-\$2	-0.5%
\$920	\$413	\$414	-\$2	-0.4%
\$930	\$416	\$418	-\$3	-0.7%
\$940	\$418	\$421	-\$2	-0.6%
\$950	\$421	\$425	-\$3	-0.8%
\$960	\$424	\$427	-\$3	-0.7%
\$970	\$427	\$431	-\$4	-0.9%
\$980	\$430	\$433	-\$4	-0.9%
\$990	\$432	\$437	-\$5	-1.1%
\$1,000	\$435	\$440	-\$4	-1.0%
\$1,010	\$438	\$442	-\$4	-1.0%
\$1,020	\$441	\$446	-\$5	-1.2%
\$1,030	\$443	\$448	-\$5	-1.1%
\$1,040	\$446	\$451	-\$5	-1.1%
\$1,050	\$449	\$455	-\$6	-1.3%
\$1,060	\$451	\$457	-\$6	-1.3%

\$1,070	\$454	\$460	-\$6	-1.2%
\$1,080	\$457	\$462	-\$6	-1.2%
\$1,090	\$459	\$466	-\$7	-1.4%
\$1,100	\$462	\$468	-\$7	-1.4%
\$1,110	\$464	\$471	-\$7	-1.4%
\$1,120	\$467	\$474	-\$6	-1.4%
\$1,130	\$470	\$476	-\$6	-1.4%
\$1,140	\$472	\$480	-\$8	-1.6%
\$1,150	\$475	\$482	-\$8	-1.6%
\$1,160	\$477	\$485	-\$8	-1.6%
\$1,170	\$480	\$487	-\$8	-1.6%
\$1,180	\$482	\$490	-\$8	-1.5%
\$1,190	\$485	\$492	-\$8	-1.5%
\$1,200	\$487	\$495	-\$8	-1.5%
\$1,210	\$490	\$497	-\$8	-1.5%
\$1,220	\$492	\$500	-\$8	-1.5%
\$1,230	\$495	\$502	-\$8	-1.6%
\$1,240	\$497	\$505	-\$8	-1.6%
\$1,250	\$499	\$507	-\$8	-1.6%
\$1,260	\$502	\$510	-\$8	-1.6%
\$1,270	\$504	\$512	-\$8	-1.6%
\$1,280	\$507	\$515	-\$8	-1.6%
\$1,290	\$509	\$517	-\$8	-1.6%
\$1,300	\$511	\$520	-\$9	-1.7%
\$1,310	\$514	\$521	-\$8	-1.4%
\$1,320	\$516	\$524	-\$8	-1.5%
\$1,330	\$518	\$526	-\$8	-1.5%
\$1,340	\$521	\$529	-\$8	-1.5%
\$1,350	\$523	\$531	-\$8	-1.6%
\$1,360	\$525	\$534	-\$8	-1.6%
\$1,370	\$528	\$535	-\$7	-1.4%
\$1,380	\$530	\$538	-\$8	-1.4%
\$1,390	\$532	\$540	-\$8	-1.5%
\$1,400	\$534	\$543	-\$8	-1.5%
\$1,410	\$537	\$544	-\$7	-1.3%
\$1,420	\$539	\$546	-\$7	-1.4%
\$1,430	\$541	\$549	-\$8	-1.4%
\$1,440	\$543	\$551	-\$8	-1.5%
\$1,450	\$546	\$553	-\$7	-1.3%
\$1,460	\$548	\$555	-\$7	-1.3%
\$1,470	\$550	\$558	-\$8	-1.4%
\$1,480	\$552	\$559	-\$7	-1.2%
\$1,490	\$554	\$561	-\$7	-1.3%
\$1,500	\$557	\$564	-\$7	-1.3%
\$1,510	\$559	\$565	-\$7	-1.2%
\$1,520	\$561	\$568	-\$7	-1.2%
\$1,530	\$563	\$569	-\$6	-1.1%
\$1,540	\$565	\$571	-\$6	-1.1%

\$1,550	\$567	\$574	-\$7	-1.2%
\$1,560	\$569	\$575	-\$6	-1.0%
\$1,570	\$571	\$578	-\$6	-1.1%
\$1,580	\$574	\$579	-\$5	-0.9%
\$1,590	\$576	\$582	-\$6	-1.0%
\$1,600	\$578	\$583	-\$5	-0.9%
\$1,610	\$580	\$585	-\$5	-0.9%
\$1,620	\$582	\$587	-\$5	-0.8%
\$1,630	\$584	\$589	-\$5	-0.9%
\$1,640	\$586	\$590	-\$4	-0.7%
\$1,650	\$588	\$593	-\$5	-0.8%
\$1,660	\$590	\$594	-\$4	-0.7%
\$1,670	\$592	\$597	-\$4	-0.7%
\$1,680	\$594	\$598	-\$4	-0.6%
\$1,690	\$596	\$600	-\$4	-0.7%
\$1,700	\$598	\$602	-\$3	-0.6%
\$1,710	\$600	\$604	-\$4	-0.6%
\$1,720	\$602	\$605	-\$3	-0.5%
\$1,730	\$604	\$608	-\$4	-0.6%
\$1,740	\$606	\$609	-\$3	-0.5%
\$1,750	\$608	\$610	-\$2	-0.4%
\$1,760	\$610	\$613	-\$3	-0.4%
\$1,770	\$612	\$614	-\$2	-0.3%
\$1,780	\$614	\$617	-\$2	-0.4%
\$1,790	\$616	\$618	-\$2	-0.3%
\$1,800	\$618	\$619	-\$1	-0.2%
\$1,810	\$620	\$622	-\$2	-0.3%
\$1,820	\$622	\$623	-\$1	-0.1%
\$1,830	\$624	\$625	-\$1	-0.2%
\$1,840	\$626	\$627	-\$1	-0.1%
\$1,850	\$628	\$628	\$	0.0%
\$1,860	\$630	\$631	-\$1	-0.1%
\$1,870	\$632	\$632	\$	0.0%
\$1,880	\$634	\$633	\$1	0.1%
\$1,890	\$636	\$636	\$	0.0%
\$1,900	\$638	\$637	\$1	0.1%
\$1,910	\$640	\$638	\$2	0.2%
\$1,920	\$641	\$641	\$1	0.1%
\$1,930	\$643	\$642	\$2	0.2%
\$1,940	\$645	\$643	\$2	0.3%
\$1,950	\$647	\$644	\$3	0.5%
\$1,960	\$649	\$647	\$2	0.4%
\$1,970	\$651	\$648	\$3	0.5%
\$1,980	\$653	\$649	\$4	0.6%
\$1,990	\$655	\$652	\$3	0.5%
\$2,000	\$657	\$653	\$4	0.6%
\$2,010	\$659	\$654	\$4	0.7%
\$2,020	\$661	\$657	\$4	0.6%

\$2,030	\$662	\$658	\$4	0.7%
\$2,040	\$664	\$659	\$5	0.8%
\$2,050	\$666	\$661	\$6	0.8%
\$2,060	\$668	\$663	\$5	0.7%
\$2,070	\$670	\$664	\$6	0.8%
\$2,080	\$672	\$666	\$6	0.9%
\$2,090	\$674	\$667	\$7	1.0%
\$2,100	\$676	\$669	\$6	0.9%
\$2,110	\$678	\$671	\$7	1.0%
\$2,120	\$679	\$672	\$7	1.1%
\$2,130	\$681	\$674	\$7	1.0%
\$2,140	\$683	\$676	\$8	1.1%
\$2,150	\$685	\$677	\$8	1.2%
\$2,160	\$687	\$678	\$9	1.3%
\$2,170	\$689	\$681	\$8	1.2%
\$2,180	\$691	\$682	\$9	1.3%
\$2,190	\$693	\$683	\$9	1.4%
\$2,200	\$695	\$685	\$10	1.5%
\$2,210	\$696	\$687	\$9	1.4%
\$2,220	\$698	\$688	\$10	1.5%
\$2,230	\$700	\$690	\$11	1.5%
\$2,240	\$702	\$692	\$10	1.4%
\$2,250	\$704	\$693	\$11	1.5%
\$2,260	\$706	\$695	\$11	1.6%
\$2,270	\$708	\$696	\$12	1.7%
\$2,280	\$710	\$698	\$11	1.6%
\$2,290	\$712	\$700	\$12	1.7%
\$2,300	\$713	\$701	\$13	1.8%
\$2,310	\$715	\$702	\$13	1.9%
\$2,320	\$717	\$705	\$13	1.8%
\$2,330	\$719	\$706	\$13	1.9%
\$2,340	\$721	\$707	\$14	2.0%
\$2,350	\$723	\$710	\$13	1.9%
\$2,360	\$725	\$711	\$14	2.0%
\$2,370	\$727	\$712	\$15	2.1%
\$2,380	\$729	\$715	\$14	2.0%
\$2,390	\$731	\$716	\$15	2.1%
\$2,400	\$733	\$717	\$15	2.1%
\$2,410	\$734	\$718	\$16	2.2%
\$2,420	\$736	\$721	\$15	2.1%
\$2,430	\$738	\$722	\$16	2.2%
\$2,440	\$740	\$723	\$17	2.3%
\$2,450	\$742	\$726	\$16	2.2%
\$2,460	\$744	\$727	\$17	2.3%
\$2,470	\$746	\$728	\$18	2.4%
\$2,480	\$748	\$731	\$17	2.3%
\$2,490	\$750	\$732	\$18	2.4%
\$2,500	\$752	\$734	\$18	2.5%

\$2,510	\$754	\$736	\$18	2.4%
\$2,520	\$756	\$737	\$19	2.5%
\$2,530	\$758	\$740	\$18	2.4%
\$2,540	\$760	\$741	\$19	2.5%
\$2,550	\$762	\$742	\$19	2.6%
\$2,560	\$764	\$745	\$19	2.5%
\$2,570	\$766	\$746	\$20	2.6%
\$2,580	\$768	\$749	\$19	2.6%
\$2,590	\$770	\$750	\$20	2.7%
\$2,600	\$772	\$751	\$21	2.7%
\$2,610	\$774	\$754	\$20	2.7%
\$2,620	\$776	\$755	\$21	2.8%
\$2,630	\$778	\$757	\$20	2.7%
\$2,640	\$780	\$759	\$21	2.8%
\$2,650	\$782	\$761	\$21	2.7%
\$2,660	\$784	\$762	\$22	2.8%
\$2,670	\$786	\$764	\$22	2.9%
\$2,680	\$788	\$766	\$22	2.9%
\$2,690	\$790	\$767	\$23	3.0%
\$2,700	\$792	\$770	\$22	2.9%
\$2,710	\$794	\$771	\$23	3.0%
\$2,720	\$796	\$774	\$23	2.9%
\$2,730	\$798	\$775	\$23	3.0%
\$2,740	\$800	\$777	\$23	3.0%
\$2,750	\$803	\$780	\$23	2.9%
\$2,760	\$805	\$781	\$23	3.0%
\$2,770	\$807	\$784	\$23	2.9%
\$2,780	\$809	\$785	\$24	3.0%
\$2,790	\$811	\$788	\$24	3.0%
\$2,800	\$813	\$789	\$24	3.1%
\$2,810	\$815	\$791	\$24	3.0%
\$2,820	\$818	\$794	\$24	3.0%
\$2,830	\$820	\$795	\$25	3.1%
\$2,840	\$822	\$798	\$24	3.0%
\$2,850	\$824	\$800	\$24	3.0%
\$2,860	\$826	\$801	\$25	3.1%
\$2,870	\$828	\$804	\$25	3.1%
\$2,880	\$831	\$806	\$24	3.0%
\$2,890	\$833	\$808	\$25	3.1%
\$2,900	\$835	\$810	\$25	3.1%
\$2,910	\$837	\$813	\$25	3.0%
\$2,920	\$840	\$814	\$26	3.2%
\$2,930	\$842	\$816	\$25	3.1%
\$2,940	\$844	\$819	\$25	3.1%
\$2,950	\$846	\$821	\$25	3.0%
\$2,960	\$849	\$823	\$26	3.2%
\$2,970	\$851	\$825	\$26	3.1%
\$2,980	\$853	\$828	\$26	3.1%

\$2,990	\$856	\$830	\$25	3.1%
\$3,000	\$858	\$833	\$25	3.0%
\$3,010	\$860	\$834	\$26	3.2%
\$3,020	\$863	\$836	\$26	3.1%
\$3,030	\$865	\$839	\$26	3.1%
\$3,040	\$867	\$842	\$26	3.1%
\$3,050	\$870	\$844	\$26	3.1%
\$3,060	\$872	\$847	\$26	3.0%
\$3,070	\$875	\$849	\$26	3.0%
\$3,080	\$877	\$852	\$25	3.0%
\$3,090	\$879	\$854	\$25	3.0%
\$3,100	\$882	\$857	\$25	3.0%
\$3,110	\$884	\$859	\$25	2.9%
\$3,120	\$887	\$862	\$25	2.9%
\$3,130	\$889	\$864	\$25	2.9%
\$3,140	\$892	\$867	\$25	2.9%
\$3,150	\$894	\$869	\$25	2.9%
\$3,160	\$897	\$872	\$25	2.9%
\$3,170	\$899	\$874	\$25	2.9%
\$3,180	\$902	\$877	\$25	2.9%
\$3,190	\$904	\$879	\$25	2.9%
\$3,200	\$907	\$882	\$25	2.9%
\$3,210	\$910	\$884	\$25	2.9%
\$3,220	\$912	\$888	\$24	2.7%
\$3,230	\$915	\$891	\$24	2.7%
\$3,240	\$917	\$893	\$24	2.7%
\$3,250	\$920	\$896	\$25	2.7%
\$3,260	\$923	\$898	\$25	2.8%
\$3,270	\$925	\$902	\$24	2.6%
\$3,280	\$928	\$904	\$24	2.6%
\$3,290	\$931	\$907	\$24	2.6%
\$3,300	\$934	\$911	\$23	2.5%
\$3,310	\$936	\$913	\$23	2.5%
\$3,320	\$939	\$916	\$23	2.6%
\$3,330	\$942	\$919	\$22	2.4%
\$3,340	\$945	\$922	\$23	2.5%
\$3,350	\$947	\$924	\$23	2.5%
\$3,360	\$950	\$928	\$22	2.4%
\$3,370	\$953	\$931	\$22	2.4%
\$3,380	\$956	\$934	\$21	2.3%
\$3,390	\$959	\$937	\$22	2.3%
\$3,400	\$961	\$941	\$21	2.2%
\$3,410	\$964	\$943	\$21	2.2%
\$3,420	\$967	\$947	\$20	2.1%
\$3,430	\$970	\$950	\$21	2.2%
\$3,440	\$973	\$953	\$20	2.1%
\$3,450	\$976	\$957	\$19	2.0%
\$3,460	\$979	\$960	\$19	2.0%

\$3,470	\$982	\$963	\$19	1.9%
\$3,480	\$985	\$967	\$18	1.8%
\$3,490	\$988	\$970	\$18	1.9%
\$3,500	\$991	\$973	\$18	1.8%
\$3,510	\$994	\$977	\$17	1.7%
\$3,520	\$997	\$980	\$17	1.8%
\$3,530	\$1,000	\$983	\$17	1.7%
\$3,540	\$1,003	\$987	\$16	1.6%
\$3,550	\$1,006	\$991	\$15	1.6%
\$3,560	\$1,010	\$995	\$15	1.5%
\$3,570	\$1,013	\$999	\$14	1.4%
\$3,580	\$1,016	\$1,001	\$15	1.5%
\$3,590	\$1,019	\$1,005	\$14	1.4%
\$3,600	\$1,022	\$1,009	\$14	1.4%

Table 15a
Updated and Current Basic Child Support Obligation for Five Children

Weekly Income	Updated Estimate	Current	Difference: Updated Estimate - Current	
			Dollar	Percent
\$180	\$163	\$83	\$80	96.3%
\$190	\$168	\$88	\$80	90.6%
\$200	\$173	\$93	\$80	85.5%
\$210	\$177	\$98	\$79	80.9%
\$220	\$182	\$103	\$79	76.7%
\$230	\$187	\$107	\$80	74.5%
\$240	\$191	\$112	\$79	70.9%
\$250	\$196	\$117	\$79	67.6%
\$260	\$201	\$122	\$79	64.5%
\$270	\$205	\$127	\$78	61.7%
\$280	\$210	\$131	\$79	60.2%
\$290	\$214	\$136	\$78	57.7%
\$300	\$219	\$140	\$79	56.4%
\$310	\$223	\$145	\$78	54.1%
\$320	\$228	\$150	\$78	52.0%
\$330	\$232	\$154	\$78	50.9%
\$340	\$237	\$159	\$78	48.9%
\$350	\$241	\$163	\$78	48.0%
\$360	\$246	\$167	\$79	47.1%
\$370	\$250	\$172	\$78	45.3%
\$380	\$254	\$176	\$78	44.5%
\$390	\$259	\$181	\$78	42.8%
\$400	\$263	\$185	\$78	42.1%
\$410	\$267	\$189	\$78	41.3%
\$420	\$271	\$193	\$78	40.6%
\$430	\$275	\$197	\$78	39.8%
\$440	\$280	\$202	\$78	38.4%
\$450	\$284	\$206	\$78	37.8%
\$460	\$288	\$210	\$78	37.1%
\$470	\$292	\$214	\$78	36.5%
\$480	\$296	\$218	\$78	35.8%
\$490	\$300	\$222	\$78	35.2%
\$500	\$304	\$226	\$78	34.6%
\$510	\$308	\$230	\$78	34.0%
\$520	\$312	\$234	\$78	33.4%
\$530	\$316	\$238	\$78	32.8%
\$540	\$320	\$242	\$78	32.2%
\$550	\$324	\$245	\$79	32.2%
\$560	\$328	\$249	\$79	31.7%
\$570	\$332	\$253	\$79	31.1%
\$580	\$336	\$257	\$79	30.6%

\$590	\$339	\$260	\$79	30.5%
\$600	\$343	\$264	\$79	30.0%
\$610	\$347	\$268	\$79	29.5%
\$620	\$351	\$271	\$80	29.4%
\$630	\$354	\$275	\$79	28.9%
\$640	\$358	\$278	\$80	28.8%
\$650	\$362	\$282	\$80	28.3%
\$660	\$366	\$285	\$81	28.3%
\$670	\$369	\$289	\$80	27.7%
\$680	\$373	\$292	\$81	27.7%
\$690	\$376	\$296	\$80	27.2%
\$700	\$380	\$299	\$81	27.1%
\$710	\$384	\$303	\$81	26.6%
\$720	\$387	\$306	\$81	26.5%
\$730	\$391	\$309	\$82	26.4%
\$740	\$394	\$313	\$81	25.9%
\$750	\$398	\$316	\$82	25.8%
\$760	\$401	\$319	\$82	25.7%
\$770	\$405	\$322	\$83	25.6%
\$780	\$408	\$325	\$83	25.5%
\$790	\$411	\$329	\$82	25.0%
\$800	\$415	\$332	\$83	24.9%
\$810	\$418	\$335	\$83	24.8%
\$820	\$421	\$338	\$83	24.7%
\$830	\$425	\$341	\$84	24.6%
\$840	\$428	\$344	\$84	24.4%
\$850	\$431	\$347	\$84	24.3%
\$860	\$435	\$350	\$85	24.2%
\$870	\$438	\$353	\$85	24.1%
\$880	\$441	\$356	\$85	23.9%
\$890	\$444	\$359	\$85	23.8%
\$900	\$448	\$362	\$86	23.6%
\$910	\$451	\$365	\$86	23.5%
\$920	\$454	\$367	\$87	23.7%
\$930	\$457	\$370	\$87	23.5%
\$940	\$460	\$373	\$87	23.4%
\$950	\$463	\$376	\$87	23.2%
\$960	\$466	\$379	\$87	23.1%
\$970	\$469	\$381	\$88	23.2%
\$980	\$473	\$384	\$89	23.1%
\$990	\$476	\$387	\$89	22.9%
\$1,000	\$479	\$389	\$90	23.0%
\$1,010	\$482	\$392	\$90	22.9%
\$1,020	\$485	\$395	\$90	22.7%
\$1,030	\$488	\$397	\$91	22.8%
\$1,040	\$491	\$400	\$91	22.6%
\$1,050	\$494	\$402	\$92	22.8%
\$1,060	\$496	\$405	\$91	22.6%

\$1,070	\$499	\$408	\$91	22.4%
\$1,080	\$502	\$410	\$92	22.5%
\$1,090	\$505	\$412	\$93	22.6%
\$1,100	\$508	\$415	\$93	22.4%
\$1,110	\$511	\$417	\$94	22.5%
\$1,120	\$514	\$420	\$94	22.3%
\$1,130	\$517	\$422	\$95	22.4%
\$1,140	\$519	\$425	\$94	22.2%
\$1,150	\$522	\$427	\$95	22.3%
\$1,160	\$525	\$429	\$96	22.4%
\$1,170	\$528	\$432	\$96	22.2%
\$1,180	\$530	\$434	\$96	22.2%
\$1,190	\$533	\$436	\$97	22.3%
\$1,200	\$536	\$439	\$97	22.1%
\$1,210	\$539	\$441	\$98	22.1%
\$1,220	\$541	\$443	\$98	22.2%
\$1,230	\$544	\$445	\$99	22.3%
\$1,240	\$547	\$447	\$100	22.3%
\$1,250	\$549	\$450	\$99	22.1%
\$1,260	\$552	\$452	\$100	22.1%
\$1,270	\$555	\$454	\$101	22.2%
\$1,280	\$557	\$456	\$101	22.2%
\$1,290	\$560	\$458	\$102	22.3%
\$1,300	\$563	\$460	\$103	22.3%
\$1,310	\$565	\$462	\$103	22.3%
\$1,320	\$568	\$464	\$104	22.3%
\$1,330	\$570	\$467	\$103	22.1%
\$1,340	\$573	\$469	\$104	22.1%
\$1,350	\$575	\$471	\$104	22.2%
\$1,360	\$578	\$473	\$105	22.2%
\$1,370	\$580	\$475	\$105	22.2%
\$1,380	\$583	\$477	\$106	22.2%
\$1,390	\$585	\$479	\$106	22.2%
\$1,400	\$588	\$481	\$107	22.2%
\$1,410	\$590	\$482	\$108	22.5%
\$1,420	\$593	\$484	\$109	22.5%
\$1,430	\$595	\$486	\$109	22.5%
\$1,440	\$598	\$488	\$110	22.5%
\$1,450	\$600	\$490	\$110	22.5%
\$1,460	\$603	\$492	\$111	22.5%
\$1,470	\$605	\$494	\$111	22.5%
\$1,480	\$607	\$496	\$111	22.5%
\$1,490	\$610	\$497	\$113	22.7%
\$1,500	\$612	\$499	\$113	22.7%
\$1,510	\$615	\$501	\$114	22.7%
\$1,520	\$617	\$503	\$114	22.6%
\$1,530	\$619	\$505	\$114	22.6%
\$1,540	\$622	\$506	\$116	22.8%

\$1,550	\$624	\$508	\$116	22.8%
\$1,560	\$626	\$510	\$116	22.8%
\$1,570	\$629	\$512	\$117	22.8%
\$1,580	\$631	\$513	\$118	23.0%
\$1,590	\$633	\$515	\$118	23.0%
\$1,600	\$636	\$517	\$119	22.9%
\$1,610	\$638	\$518	\$120	23.1%
\$1,620	\$640	\$520	\$120	23.1%
\$1,630	\$642	\$522	\$120	23.1%
\$1,640	\$645	\$523	\$122	23.3%
\$1,650	\$647	\$525	\$122	23.2%
\$1,660	\$649	\$527	\$122	23.2%
\$1,670	\$651	\$528	\$123	23.4%
\$1,680	\$654	\$530	\$124	23.3%
\$1,690	\$656	\$532	\$124	23.3%
\$1,700	\$658	\$533	\$125	23.5%
\$1,710	\$660	\$535	\$125	23.4%
\$1,720	\$663	\$536	\$127	23.6%
\$1,730	\$665	\$538	\$127	23.6%
\$1,740	\$667	\$540	\$127	23.5%
\$1,750	\$669	\$541	\$128	23.7%
\$1,760	\$671	\$543	\$128	23.6%
\$1,770	\$673	\$544	\$129	23.8%
\$1,780	\$676	\$546	\$130	23.7%
\$1,790	\$678	\$547	\$131	23.9%
\$1,800	\$680	\$549	\$131	23.9%
\$1,810	\$682	\$550	\$132	24.0%
\$1,820	\$684	\$552	\$132	24.0%
\$1,830	\$686	\$553	\$133	24.1%
\$1,840	\$689	\$555	\$134	24.1%
\$1,850	\$691	\$556	\$135	24.2%
\$1,860	\$693	\$558	\$135	24.2%
\$1,870	\$695	\$559	\$136	24.3%
\$1,880	\$697	\$561	\$136	24.3%
\$1,890	\$699	\$562	\$137	24.4%
\$1,900	\$701	\$564	\$137	24.4%
\$1,910	\$704	\$565	\$139	24.5%
\$1,920	\$706	\$567	\$139	24.4%
\$1,930	\$708	\$568	\$140	24.6%
\$1,940	\$710	\$569	\$141	24.8%
\$1,950	\$712	\$571	\$141	24.7%
\$1,960	\$714	\$572	\$142	24.8%
\$1,970	\$716	\$574	\$142	24.8%
\$1,980	\$718	\$575	\$143	24.9%
\$1,990	\$720	\$577	\$143	24.8%
\$2,000	\$722	\$578	\$144	25.0%
\$2,010	\$725	\$579	\$146	25.1%
\$2,020	\$727	\$581	\$146	25.1%

\$2,030	\$729	\$582	\$147	25.2%
\$2,040	\$731	\$584	\$147	25.1%
\$2,050	\$733	\$585	\$148	25.3%
\$2,060	\$735	\$586	\$149	25.4%
\$2,070	\$737	\$588	\$149	25.3%
\$2,080	\$739	\$589	\$150	25.5%
\$2,090	\$741	\$591	\$150	25.4%
\$2,100	\$743	\$592	\$151	25.5%
\$2,110	\$745	\$593	\$152	25.7%
\$2,120	\$747	\$595	\$152	25.6%
\$2,130	\$749	\$596	\$153	25.8%
\$2,140	\$752	\$598	\$154	25.7%
\$2,150	\$754	\$599	\$155	25.8%
\$2,160	\$756	\$600	\$156	25.9%
\$2,170	\$758	\$602	\$156	25.9%
\$2,180	\$760	\$603	\$157	26.0%
\$2,190	\$762	\$604	\$158	26.1%
\$2,200	\$764	\$606	\$158	26.1%
\$2,210	\$766	\$607	\$159	26.2%
\$2,220	\$768	\$609	\$159	26.1%
\$2,230	\$770	\$610	\$160	26.3%
\$2,240	\$772	\$611	\$161	26.4%
\$2,250	\$774	\$613	\$161	26.3%
\$2,260	\$776	\$614	\$162	26.5%
\$2,270	\$779	\$616	\$163	26.4%
\$2,280	\$781	\$617	\$164	26.5%
\$2,290	\$783	\$618	\$165	26.6%
\$2,300	\$785	\$620	\$165	26.6%
\$2,310	\$787	\$621	\$166	26.7%
\$2,320	\$789	\$623	\$166	26.6%
\$2,330	\$791	\$624	\$167	26.8%
\$2,340	\$793	\$625	\$168	26.9%
\$2,350	\$795	\$627	\$168	26.8%
\$2,360	\$797	\$628	\$169	27.0%
\$2,370	\$799	\$630	\$169	26.9%
\$2,380	\$802	\$631	\$171	27.0%
\$2,390	\$804	\$632	\$172	27.2%
\$2,400	\$806	\$634	\$172	27.1%
\$2,410	\$808	\$635	\$173	27.2%
\$2,420	\$810	\$637	\$173	27.2%
\$2,430	\$812	\$638	\$174	27.3%
\$2,440	\$814	\$640	\$174	27.2%
\$2,450	\$816	\$641	\$175	27.4%
\$2,460	\$819	\$642	\$177	27.5%
\$2,470	\$821	\$644	\$177	27.4%
\$2,480	\$823	\$645	\$178	27.6%
\$2,490	\$825	\$647	\$178	27.5%
\$2,500	\$827	\$648	\$179	27.6%

\$2,510	\$829	\$650	\$179	27.6%
\$2,520	\$831	\$651	\$180	27.7%
\$2,530	\$834	\$653	\$181	27.7%
\$2,540	\$836	\$654	\$182	27.8%
\$2,550	\$838	\$656	\$182	27.7%
\$2,560	\$840	\$657	\$183	27.9%
\$2,570	\$842	\$659	\$183	27.8%
\$2,580	\$845	\$660	\$185	28.0%
\$2,590	\$847	\$662	\$185	27.9%
\$2,600	\$849	\$663	\$186	28.0%
\$2,610	\$851	\$665	\$186	28.0%
\$2,620	\$853	\$666	\$187	28.1%
\$2,630	\$856	\$668	\$188	28.1%
\$2,640	\$858	\$669	\$189	28.2%
\$2,650	\$860	\$671	\$189	28.2%
\$2,660	\$862	\$673	\$189	28.1%
\$2,670	\$865	\$674	\$191	28.3%
\$2,680	\$867	\$676	\$191	28.2%
\$2,690	\$869	\$677	\$192	28.4%
\$2,700	\$871	\$679	\$192	28.3%
\$2,710	\$874	\$681	\$193	28.3%
\$2,720	\$876	\$682	\$194	28.4%
\$2,730	\$878	\$684	\$194	28.4%
\$2,740	\$881	\$685	\$196	28.5%
\$2,750	\$883	\$687	\$196	28.5%
\$2,760	\$885	\$689	\$196	28.5%
\$2,770	\$887	\$691	\$196	28.4%
\$2,780	\$890	\$692	\$198	28.6%
\$2,790	\$892	\$694	\$198	28.6%
\$2,800	\$895	\$696	\$199	28.5%
\$2,810	\$897	\$697	\$200	28.7%
\$2,820	\$899	\$699	\$200	28.7%
\$2,830	\$902	\$701	\$201	28.6%
\$2,840	\$904	\$703	\$201	28.6%
\$2,850	\$906	\$704	\$202	28.8%
\$2,860	\$909	\$706	\$203	28.7%
\$2,870	\$911	\$708	\$203	28.7%
\$2,880	\$914	\$710	\$204	28.7%
\$2,890	\$916	\$712	\$204	28.7%
\$2,900	\$919	\$713	\$206	28.8%
\$2,910	\$921	\$715	\$206	28.8%
\$2,920	\$924	\$717	\$207	28.8%
\$2,930	\$926	\$719	\$207	28.8%
\$2,940	\$929	\$721	\$208	28.8%
\$2,950	\$931	\$723	\$208	28.8%
\$2,960	\$934	\$725	\$209	28.8%
\$2,970	\$936	\$727	\$209	28.8%
\$2,980	\$939	\$728	\$211	28.9%

\$2,990	\$941	\$730	\$211	28.9%
\$3,000	\$944	\$732	\$212	28.9%
\$3,010	\$946	\$734	\$212	28.9%
\$3,020	\$949	\$736	\$213	28.9%
\$3,030	\$952	\$738	\$214	28.9%
\$3,040	\$954	\$740	\$214	28.9%
\$3,050	\$957	\$742	\$215	28.9%
\$3,060	\$959	\$744	\$215	29.0%
\$3,070	\$962	\$747	\$215	28.8%
\$3,080	\$965	\$749	\$216	28.8%
\$3,090	\$967	\$751	\$216	28.8%
\$3,100	\$970	\$753	\$217	28.8%
\$3,110	\$973	\$755	\$218	28.9%
\$3,120	\$976	\$757	\$219	28.9%
\$3,130	\$978	\$759	\$219	28.9%
\$3,140	\$981	\$762	\$219	28.7%
\$3,150	\$984	\$764	\$220	28.8%
\$3,160	\$987	\$766	\$221	28.8%
\$3,170	\$989	\$768	\$221	28.8%
\$3,180	\$992	\$770	\$222	28.8%
\$3,190	\$995	\$773	\$222	28.7%
\$3,200	\$998	\$775	\$223	28.7%
\$3,210	\$1,001	\$777	\$224	28.8%
\$3,220	\$1,003	\$780	\$223	28.7%
\$3,230	\$1,006	\$782	\$224	28.7%
\$3,240	\$1,009	\$784	\$225	28.7%
\$3,250	\$1,012	\$787	\$225	28.6%
\$3,260	\$1,015	\$789	\$226	28.7%
\$3,270	\$1,018	\$792	\$226	28.5%
\$3,280	\$1,021	\$794	\$227	28.6%
\$3,290	\$1,024	\$796	\$228	28.6%
\$3,300	\$1,027	\$799	\$228	28.5%
\$3,310	\$1,030	\$801	\$229	28.6%
\$3,320	\$1,033	\$804	\$229	28.5%
\$3,330	\$1,036	\$807	\$229	28.4%
\$3,340	\$1,039	\$809	\$230	28.4%
\$3,350	\$1,042	\$812	\$230	28.3%
\$3,360	\$1,045	\$814	\$231	28.4%
\$3,370	\$1,048	\$817	\$231	28.3%
\$3,380	\$1,051	\$820	\$231	28.2%
\$3,390	\$1,054	\$822	\$232	28.3%
\$3,400	\$1,058	\$825	\$233	28.2%
\$3,410	\$1,061	\$828	\$233	28.1%
\$3,420	\$1,064	\$830	\$234	28.2%
\$3,430	\$1,067	\$833	\$234	28.1%
\$3,440	\$1,070	\$836	\$234	28.0%
\$3,450	\$1,074	\$839	\$235	28.0%
\$3,460	\$1,077	\$842	\$235	27.9%

\$3,470	\$1,080	\$844	\$236	28.0%
\$3,480	\$1,083	\$847	\$236	27.9%
\$3,490	\$1,087	\$850	\$237	27.9%
\$3,500	\$1,090	\$853	\$237	27.8%
\$3,510	\$1,093	\$856	\$237	27.7%
\$3,520	\$1,097	\$859	\$238	27.7%
\$3,530	\$1,100	\$862	\$238	27.6%
\$3,540	\$1,104	\$865	\$239	27.6%
\$3,550	\$1,107	\$868	\$239	27.5%
\$3,560	\$1,111	\$871	\$240	27.5%
\$3,570	\$1,114	\$874	\$240	27.5%
\$3,580	\$1,117	\$877	\$240	27.4%
\$3,590	\$1,121	\$880	\$241	27.4%
\$3,600	\$1,125	\$884	\$241	27.2%

Table 15b
Updated and Current Inflation Adjusted Basic Child Support Obligation for Five Children

Weekly Income	Updated Estimate	Current in 2022 Dollars	Difference: Updated Estimate - Current	
			Dollar	Percent
\$180	\$163	\$104	\$59	56.3%
\$190	\$168	\$111	\$57	51.8%
\$200	\$173	\$117	\$56	47.7%
\$210	\$177	\$123	\$54	44.0%
\$220	\$182	\$129	\$53	40.7%
\$230	\$187	\$134	\$52	39.0%
\$240	\$191	\$141	\$51	36.1%
\$250	\$196	\$147	\$49	33.4%
\$260	\$201	\$153	\$47	31.0%
\$270	\$205	\$160	\$46	28.7%
\$280	\$210	\$165	\$45	27.6%
\$290	\$214	\$171	\$44	25.6%
\$300	\$219	\$176	\$43	24.5%
\$310	\$223	\$182	\$41	22.7%
\$320	\$228	\$188	\$40	21.0%
\$330	\$232	\$193	\$39	20.2%
\$340	\$237	\$200	\$37	18.6%
\$350	\$241	\$205	\$36	17.8%
\$360	\$246	\$210	\$36	17.1%
\$370	\$250	\$216	\$34	15.7%
\$380	\$254	\$221	\$33	15.0%
\$390	\$259	\$227	\$31	13.7%
\$400	\$263	\$232	\$30	13.1%
\$410	\$267	\$237	\$30	12.5%
\$420	\$271	\$242	\$29	11.9%
\$430	\$275	\$247	\$28	11.3%
\$440	\$280	\$254	\$26	10.2%
\$450	\$284	\$259	\$25	9.7%
\$460	\$288	\$264	\$24	9.2%
\$470	\$292	\$269	\$23	8.6%
\$480	\$296	\$274	\$22	8.1%
\$490	\$300	\$279	\$21	7.6%
\$500	\$304	\$284	\$20	7.2%
\$510	\$308	\$289	\$19	6.7%
\$520	\$312	\$294	\$18	6.2%
\$530	\$316	\$299	\$17	5.7%
\$540	\$320	\$304	\$16	5.3%
\$550	\$324	\$308	\$16	5.3%
\$560	\$328	\$313	\$15	4.8%
\$570	\$332	\$318	\$14	4.4%
\$580	\$336	\$323	\$13	4.0%

\$590	\$339	\$327	\$13	3.9%
\$600	\$343	\$332	\$12	3.5%
\$610	\$347	\$337	\$10	3.1%
\$620	\$351	\$340	\$10	3.0%
\$630	\$354	\$345	\$9	2.6%
\$640	\$358	\$349	\$9	2.6%
\$650	\$362	\$354	\$8	2.2%
\$660	\$366	\$358	\$8	2.1%
\$670	\$369	\$363	\$6	1.7%
\$680	\$373	\$367	\$6	1.6%
\$690	\$376	\$372	\$5	1.2%
\$700	\$380	\$376	\$4	1.2%
\$710	\$384	\$381	\$3	0.8%
\$720	\$387	\$384	\$3	0.7%
\$730	\$391	\$388	\$3	0.6%
\$740	\$394	\$393	\$1	0.3%
\$750	\$398	\$397	\$1	0.2%
\$760	\$401	\$401	\$	0.1%
\$770	\$405	\$404	\$	0.0%
\$780	\$408	\$408	\$	-0.1%
\$790	\$411	\$413	-\$2	-0.5%
\$800	\$415	\$417	-\$2	-0.5%
\$810	\$418	\$421	-\$3	-0.6%
\$820	\$421	\$425	-\$3	-0.7%
\$830	\$425	\$428	-\$4	-0.8%
\$840	\$428	\$432	-\$4	-0.9%
\$850	\$431	\$436	-\$4	-1.0%
\$860	\$435	\$440	-\$5	-1.1%
\$870	\$438	\$443	-\$5	-1.2%
\$880	\$441	\$447	-\$6	-1.3%
\$890	\$444	\$451	-\$7	-1.5%
\$900	\$448	\$455	-\$7	-1.6%
\$910	\$451	\$458	-\$8	-1.7%
\$920	\$454	\$461	-\$7	-1.5%
\$930	\$457	\$465	-\$8	-1.6%
\$940	\$460	\$468	-\$8	-1.8%
\$950	\$463	\$472	-\$9	-1.9%
\$960	\$466	\$476	-\$10	-2.0%
\$970	\$469	\$479	-\$9	-1.9%
\$980	\$473	\$482	-\$10	-2.0%
\$990	\$476	\$486	-\$10	-2.2%
\$1,000	\$479	\$489	-\$10	-2.0%
\$1,010	\$482	\$492	-\$11	-2.2%
\$1,020	\$485	\$496	-\$11	-2.3%
\$1,030	\$488	\$499	-\$11	-2.2%
\$1,040	\$491	\$502	-\$12	-2.4%
\$1,050	\$494	\$505	-\$11	-2.3%
\$1,060	\$496	\$509	-\$12	-2.4%

\$1,070	\$499	\$512	-\$13	-2.6%
\$1,080	\$502	\$515	-\$13	-2.5%
\$1,090	\$505	\$517	-\$12	-2.4%
\$1,100	\$508	\$521	-\$13	-2.5%
\$1,110	\$511	\$524	-\$13	-2.5%
\$1,120	\$514	\$528	-\$14	-2.6%
\$1,130	\$517	\$530	-\$13	-2.5%
\$1,140	\$519	\$534	-\$14	-2.7%
\$1,150	\$522	\$536	-\$14	-2.6%
\$1,160	\$525	\$539	-\$14	-2.6%
\$1,170	\$528	\$543	-\$15	-2.7%
\$1,180	\$530	\$545	-\$15	-2.7%
\$1,190	\$533	\$548	-\$14	-2.6%
\$1,200	\$536	\$551	-\$15	-2.8%
\$1,210	\$539	\$554	-\$15	-2.7%
\$1,220	\$541	\$556	-\$15	-2.7%
\$1,230	\$544	\$559	-\$15	-2.7%
\$1,240	\$547	\$561	-\$15	-2.6%
\$1,250	\$549	\$565	-\$16	-2.8%
\$1,260	\$552	\$568	-\$16	-2.8%
\$1,270	\$555	\$570	-\$16	-2.7%
\$1,280	\$557	\$573	-\$15	-2.7%
\$1,290	\$560	\$575	-\$15	-2.7%
\$1,300	\$563	\$578	-\$15	-2.6%
\$1,310	\$565	\$580	-\$15	-2.6%
\$1,320	\$568	\$583	-\$15	-2.6%
\$1,330	\$570	\$587	-\$16	-2.8%
\$1,340	\$573	\$589	-\$16	-2.8%
\$1,350	\$575	\$592	-\$16	-2.7%
\$1,360	\$578	\$594	-\$16	-2.7%
\$1,370	\$580	\$597	-\$16	-2.7%
\$1,380	\$583	\$599	-\$16	-2.7%
\$1,390	\$585	\$602	-\$16	-2.7%
\$1,400	\$588	\$604	-\$16	-2.7%
\$1,410	\$590	\$605	-\$15	-2.5%
\$1,420	\$593	\$608	-\$15	-2.5%
\$1,430	\$595	\$610	-\$15	-2.5%
\$1,440	\$598	\$613	-\$15	-2.5%
\$1,450	\$600	\$615	-\$15	-2.5%
\$1,460	\$603	\$618	-\$15	-2.5%
\$1,470	\$605	\$620	-\$15	-2.5%
\$1,480	\$607	\$623	-\$16	-2.5%
\$1,490	\$610	\$624	-\$14	-2.3%
\$1,500	\$612	\$627	-\$15	-2.3%
\$1,510	\$615	\$629	-\$15	-2.3%
\$1,520	\$617	\$632	-\$15	-2.4%
\$1,530	\$619	\$634	-\$15	-2.4%
\$1,540	\$622	\$636	-\$14	-2.2%

\$1,550	\$624	\$638	-\$14	-2.2%
\$1,560	\$626	\$641	-\$14	-2.2%
\$1,570	\$629	\$643	-\$14	-2.3%
\$1,580	\$631	\$644	-\$13	-2.1%
\$1,590	\$633	\$647	-\$14	-2.1%
\$1,600	\$636	\$649	-\$14	-2.1%
\$1,610	\$638	\$651	-\$13	-2.0%
\$1,620	\$640	\$653	-\$13	-2.0%
\$1,630	\$642	\$656	-\$13	-2.0%
\$1,640	\$645	\$657	-\$12	-1.9%
\$1,650	\$647	\$659	-\$13	-1.9%
\$1,660	\$649	\$662	-\$13	-1.9%
\$1,670	\$651	\$663	-\$12	-1.8%
\$1,680	\$654	\$666	-\$12	-1.8%
\$1,690	\$656	\$668	-\$12	-1.8%
\$1,700	\$658	\$669	-\$11	-1.7%
\$1,710	\$660	\$672	-\$12	-1.7%
\$1,720	\$663	\$673	-\$11	-1.6%
\$1,730	\$665	\$676	-\$11	-1.6%
\$1,740	\$667	\$678	-\$11	-1.7%
\$1,750	\$669	\$679	-\$10	-1.5%
\$1,760	\$671	\$682	-\$11	-1.6%
\$1,770	\$673	\$683	-\$10	-1.4%
\$1,780	\$676	\$686	-\$10	-1.5%
\$1,790	\$678	\$687	-\$9	-1.3%
\$1,800	\$680	\$690	-\$10	-1.4%
\$1,810	\$682	\$691	-\$9	-1.3%
\$1,820	\$684	\$693	-\$9	-1.3%
\$1,830	\$686	\$695	-\$8	-1.2%
\$1,840	\$689	\$697	-\$8	-1.2%
\$1,850	\$691	\$698	-\$8	-1.1%
\$1,860	\$693	\$701	-\$8	-1.1%
\$1,870	\$695	\$702	-\$7	-1.0%
\$1,880	\$697	\$705	-\$7	-1.1%
\$1,890	\$699	\$706	-\$7	-0.9%
\$1,900	\$701	\$708	-\$7	-1.0%
\$1,910	\$704	\$710	-\$6	-0.9%
\$1,920	\$706	\$712	-\$7	-0.9%
\$1,930	\$708	\$713	-\$6	-0.8%
\$1,940	\$710	\$715	-\$5	-0.7%
\$1,950	\$712	\$717	-\$5	-0.7%
\$1,960	\$714	\$718	-\$4	-0.6%
\$1,970	\$716	\$721	-\$5	-0.7%
\$1,980	\$718	\$722	-\$4	-0.5%
\$1,990	\$720	\$725	-\$4	-0.6%
\$2,000	\$722	\$726	-\$4	-0.5%
\$2,010	\$725	\$727	-\$3	-0.4%
\$2,020	\$727	\$730	-\$3	-0.4%

\$2,030	\$729	\$731	-\$2	-0.3%
\$2,040	\$731	\$734	-\$3	-0.4%
\$2,050	\$733	\$735	-\$2	-0.3%
\$2,060	\$735	\$736	-\$1	-0.1%
\$2,070	\$737	\$739	-\$2	-0.2%
\$2,080	\$739	\$740	-\$1	-0.1%
\$2,090	\$741	\$742	-\$1	-0.2%
\$2,100	\$743	\$744	\$	0.0%
\$2,110	\$745	\$745	\$1	0.1%
\$2,120	\$747	\$747	\$	0.0%
\$2,130	\$749	\$749	\$1	0.1%
\$2,140	\$752	\$751	\$	0.1%
\$2,150	\$754	\$752	\$1	0.2%
\$2,160	\$756	\$754	\$2	0.3%
\$2,170	\$758	\$756	\$2	0.2%
\$2,180	\$760	\$757	\$2	0.3%
\$2,190	\$762	\$759	\$3	0.4%
\$2,200	\$764	\$761	\$3	0.4%
\$2,210	\$766	\$762	\$4	0.5%
\$2,220	\$768	\$765	\$3	0.4%
\$2,230	\$770	\$766	\$4	0.5%
\$2,240	\$772	\$767	\$5	0.6%
\$2,250	\$774	\$770	\$4	0.6%
\$2,260	\$776	\$771	\$5	0.7%
\$2,270	\$779	\$774	\$5	0.6%
\$2,280	\$781	\$775	\$6	0.7%
\$2,290	\$783	\$776	\$6	0.8%
\$2,300	\$785	\$779	\$6	0.8%
\$2,310	\$787	\$780	\$7	0.9%
\$2,320	\$789	\$782	\$6	0.8%
\$2,330	\$791	\$784	\$7	0.9%
\$2,340	\$793	\$785	\$8	1.0%
\$2,350	\$795	\$788	\$8	1.0%
\$2,360	\$797	\$789	\$9	1.1%
\$2,370	\$799	\$791	\$8	1.0%
\$2,380	\$802	\$793	\$9	1.1%
\$2,390	\$804	\$794	\$10	1.2%
\$2,400	\$806	\$796	\$9	1.2%
\$2,410	\$808	\$798	\$10	1.3%
\$2,420	\$810	\$800	\$10	1.2%
\$2,430	\$812	\$801	\$11	1.3%
\$2,440	\$814	\$804	\$10	1.3%
\$2,450	\$816	\$805	\$11	1.4%
\$2,460	\$819	\$806	\$12	1.5%
\$2,470	\$821	\$809	\$12	1.5%
\$2,480	\$823	\$810	\$13	1.6%
\$2,490	\$825	\$813	\$12	1.5%
\$2,500	\$827	\$814	\$13	1.6%

\$2,510	\$829	\$816	\$13	1.6%
\$2,520	\$831	\$818	\$14	1.7%
\$2,530	\$834	\$820	\$13	1.6%
\$2,540	\$836	\$821	\$14	1.7%
\$2,550	\$838	\$824	\$14	1.7%
\$2,560	\$840	\$825	\$15	1.8%
\$2,570	\$842	\$828	\$15	1.8%
\$2,580	\$845	\$829	\$16	1.9%
\$2,590	\$847	\$831	\$15	1.8%
\$2,600	\$849	\$833	\$16	1.9%
\$2,610	\$851	\$835	\$16	1.9%
\$2,620	\$853	\$836	\$17	2.0%
\$2,630	\$856	\$839	\$17	2.0%
\$2,640	\$858	\$840	\$18	2.1%
\$2,650	\$860	\$843	\$17	2.0%
\$2,660	\$862	\$845	\$17	2.0%
\$2,670	\$865	\$847	\$18	2.1%
\$2,680	\$867	\$849	\$18	2.1%
\$2,690	\$869	\$850	\$19	2.2%
\$2,700	\$871	\$853	\$19	2.2%
\$2,710	\$874	\$855	\$18	2.1%
\$2,720	\$876	\$857	\$19	2.3%
\$2,730	\$878	\$859	\$19	2.2%
\$2,740	\$881	\$860	\$20	2.3%
\$2,750	\$883	\$863	\$20	2.3%
\$2,760	\$885	\$865	\$20	2.3%
\$2,770	\$887	\$868	\$20	2.3%
\$2,780	\$890	\$869	\$21	2.4%
\$2,790	\$892	\$872	\$21	2.4%
\$2,800	\$895	\$874	\$20	2.3%
\$2,810	\$897	\$875	\$21	2.5%
\$2,820	\$899	\$878	\$21	2.4%
\$2,830	\$902	\$880	\$21	2.4%
\$2,840	\$904	\$883	\$21	2.4%
\$2,850	\$906	\$884	\$22	2.5%
\$2,860	\$909	\$887	\$22	2.5%
\$2,870	\$911	\$889	\$22	2.5%
\$2,880	\$914	\$892	\$22	2.5%
\$2,890	\$916	\$894	\$22	2.5%
\$2,900	\$919	\$896	\$23	2.6%
\$2,910	\$921	\$898	\$23	2.6%
\$2,920	\$924	\$901	\$23	2.6%
\$2,930	\$926	\$903	\$23	2.5%
\$2,940	\$929	\$906	\$23	2.5%
\$2,950	\$931	\$908	\$23	2.5%
\$2,960	\$934	\$911	\$23	2.5%
\$2,970	\$936	\$913	\$23	2.5%
\$2,980	\$939	\$914	\$24	2.7%

\$2,990	\$941	\$917	\$24	2.7%
\$3,000	\$944	\$919	\$24	2.7%
\$3,010	\$946	\$922	\$24	2.7%
\$3,020	\$949	\$924	\$25	2.7%
\$3,030	\$952	\$927	\$25	2.7%
\$3,040	\$954	\$929	\$25	2.7%
\$3,050	\$957	\$932	\$25	2.7%
\$3,060	\$959	\$934	\$25	2.7%
\$3,070	\$962	\$938	\$24	2.5%
\$3,080	\$965	\$941	\$24	2.6%
\$3,090	\$967	\$943	\$24	2.6%
\$3,100	\$970	\$946	\$24	2.6%
\$3,110	\$973	\$948	\$25	2.6%
\$3,120	\$976	\$951	\$25	2.6%
\$3,130	\$978	\$953	\$25	2.6%
\$3,140	\$981	\$957	\$24	2.5%
\$3,150	\$984	\$960	\$24	2.5%
\$3,160	\$987	\$962	\$24	2.5%
\$3,170	\$989	\$965	\$25	2.6%
\$3,180	\$992	\$967	\$25	2.6%
\$3,190	\$995	\$971	\$24	2.5%
\$3,200	\$998	\$973	\$24	2.5%
\$3,210	\$1,001	\$976	\$25	2.5%
\$3,220	\$1,003	\$980	\$24	2.4%
\$3,230	\$1,006	\$982	\$24	2.5%
\$3,240	\$1,009	\$985	\$25	2.5%
\$3,250	\$1,012	\$988	\$24	2.4%
\$3,260	\$1,015	\$991	\$24	2.4%
\$3,270	\$1,018	\$995	\$23	2.3%
\$3,280	\$1,021	\$997	\$24	2.4%
\$3,290	\$1,024	\$1,000	\$24	2.4%
\$3,300	\$1,027	\$1,004	\$23	2.3%
\$3,310	\$1,030	\$1,006	\$24	2.4%
\$3,320	\$1,033	\$1,010	\$23	2.3%
\$3,330	\$1,036	\$1,014	\$22	2.2%
\$3,340	\$1,039	\$1,016	\$23	2.3%
\$3,350	\$1,042	\$1,020	\$22	2.2%
\$3,360	\$1,045	\$1,022	\$23	2.2%
\$3,370	\$1,048	\$1,026	\$22	2.2%
\$3,380	\$1,051	\$1,030	\$21	2.1%
\$3,390	\$1,054	\$1,032	\$22	2.1%
\$3,400	\$1,058	\$1,036	\$21	2.1%
\$3,410	\$1,061	\$1,040	\$21	2.0%
\$3,420	\$1,064	\$1,042	\$22	2.1%
\$3,430	\$1,067	\$1,046	\$21	2.0%
\$3,440	\$1,070	\$1,050	\$20	1.9%
\$3,450	\$1,074	\$1,054	\$20	1.9%
\$3,460	\$1,077	\$1,058	\$19	1.8%

\$3,470	\$1,080	\$1,060	\$20	1.9%
\$3,480	\$1,083	\$1,064	\$20	1.8%
\$3,490	\$1,087	\$1,068	\$19	1.8%
\$3,500	\$1,090	\$1,071	\$19	1.8%
\$3,510	\$1,093	\$1,075	\$18	1.7%
\$3,520	\$1,097	\$1,079	\$18	1.7%
\$3,530	\$1,100	\$1,083	\$18	1.6%
\$3,540	\$1,104	\$1,086	\$17	1.6%
\$3,550	\$1,107	\$1,090	\$17	1.5%
\$3,560	\$1,111	\$1,094	\$17	1.5%
\$3,570	\$1,114	\$1,098	\$16	1.5%
\$3,580	\$1,117	\$1,102	\$16	1.4%
\$3,590	\$1,121	\$1,105	\$16	1.4%
\$3,600	\$1,125	\$1,110	\$14	1.3%

Table 16a
Updated and Current Basic Child Support Obligation for Six Children

Weekly Income	Updated Estimate	Current	Difference: Updated Estimate - Current	
			Dollar	Percent
\$180	\$177	\$91	\$86	94.8%
\$190	\$182	\$97	\$85	88.1%
\$200	\$188	\$102	\$86	84.0%
\$210	\$193	\$108	\$85	78.6%
\$220	\$198	\$113	\$85	75.3%
\$230	\$203	\$119	\$84	70.7%
\$240	\$208	\$124	\$84	68.0%
\$250	\$213	\$130	\$83	64.1%
\$260	\$218	\$135	\$83	61.8%
\$270	\$223	\$140	\$83	59.6%
\$280	\$228	\$145	\$83	57.5%
\$290	\$233	\$151	\$82	54.5%
\$300	\$238	\$156	\$82	52.7%
\$310	\$243	\$161	\$82	51.0%
\$320	\$248	\$166	\$82	49.4%
\$330	\$253	\$171	\$82	47.9%
\$340	\$258	\$176	\$82	46.4%
\$350	\$262	\$181	\$81	45.0%
\$360	\$267	\$186	\$81	43.7%
\$370	\$272	\$191	\$81	42.4%
\$380	\$277	\$196	\$81	41.1%
\$390	\$281	\$200	\$81	40.7%
\$400	\$286	\$205	\$81	39.5%
\$410	\$291	\$210	\$81	38.4%
\$420	\$295	\$215	\$80	37.3%
\$430	\$300	\$219	\$81	36.9%
\$440	\$304	\$224	\$80	35.8%
\$450	\$309	\$229	\$80	34.8%
\$460	\$313	\$233	\$80	34.4%
\$470	\$318	\$238	\$80	33.5%
\$480	\$322	\$242	\$80	33.1%
\$490	\$327	\$247	\$80	32.2%
\$500	\$331	\$251	\$80	31.8%
\$510	\$335	\$255	\$80	31.5%
\$520	\$340	\$260	\$80	30.6%
\$530	\$344	\$264	\$80	30.3%
\$540	\$348	\$268	\$80	29.9%
\$550	\$352	\$273	\$79	29.1%
\$560	\$357	\$277	\$80	28.8%
\$570	\$361	\$281	\$80	28.4%
\$580	\$365	\$285	\$80	28.1%

\$590	\$369	\$289	\$80	27.8%
\$600	\$373	\$293	\$80	27.4%
\$610	\$377	\$298	\$79	26.7%
\$620	\$382	\$302	\$80	26.3%
\$630	\$386	\$306	\$80	26.0%
\$640	\$390	\$310	\$80	25.7%
\$650	\$394	\$314	\$80	25.4%
\$660	\$398	\$317	\$81	25.5%
\$670	\$402	\$321	\$81	25.1%
\$680	\$406	\$325	\$81	24.8%
\$690	\$410	\$329	\$81	24.5%
\$700	\$413	\$333	\$80	24.2%
\$710	\$417	\$337	\$80	23.8%
\$720	\$421	\$340	\$81	23.9%
\$730	\$425	\$344	\$81	23.5%
\$740	\$429	\$348	\$81	23.2%
\$750	\$433	\$351	\$82	23.2%
\$760	\$436	\$355	\$81	22.9%
\$770	\$440	\$358	\$82	22.9%
\$780	\$444	\$362	\$82	22.6%
\$790	\$448	\$366	\$82	22.3%
\$800	\$451	\$369	\$82	22.3%
\$810	\$455	\$373	\$82	22.0%
\$820	\$459	\$376	\$83	21.9%
\$830	\$462	\$379	\$83	21.9%
\$840	\$466	\$383	\$83	21.6%
\$850	\$469	\$386	\$83	21.6%
\$860	\$473	\$389	\$84	21.6%
\$870	\$476	\$393	\$83	21.2%
\$880	\$480	\$396	\$84	21.2%
\$890	\$483	\$399	\$84	21.2%
\$900	\$487	\$403	\$84	20.8%
\$910	\$490	\$406	\$84	20.8%
\$920	\$494	\$409	\$85	20.7%
\$930	\$497	\$412	\$85	20.7%
\$940	\$501	\$415	\$86	20.6%
\$950	\$504	\$418	\$86	20.6%
\$960	\$507	\$421	\$86	20.5%
\$970	\$511	\$424	\$87	20.5%
\$980	\$514	\$427	\$87	20.4%
\$990	\$517	\$430	\$87	20.3%
\$1,000	\$521	\$433	\$88	20.3%
\$1,010	\$524	\$436	\$88	20.2%
\$1,020	\$527	\$439	\$88	20.1%
\$1,030	\$531	\$442	\$89	20.0%
\$1,040	\$534	\$445	\$89	19.9%
\$1,050	\$537	\$448	\$89	19.9%
\$1,060	\$540	\$451	\$89	19.8%

\$1,070	\$543	\$454	\$89	19.7%
\$1,080	\$546	\$456	\$90	19.8%
\$1,090	\$550	\$459	\$91	19.7%
\$1,100	\$553	\$462	\$91	19.6%
\$1,110	\$556	\$465	\$91	19.5%
\$1,120	\$559	\$467	\$92	19.7%
\$1,130	\$562	\$470	\$92	19.6%
\$1,140	\$565	\$473	\$92	19.5%
\$1,150	\$568	\$475	\$93	19.6%
\$1,160	\$571	\$478	\$93	19.5%
\$1,170	\$574	\$480	\$94	19.6%
\$1,180	\$577	\$483	\$94	19.5%
\$1,190	\$580	\$486	\$94	19.4%
\$1,200	\$583	\$488	\$95	19.5%
\$1,210	\$586	\$491	\$95	19.4%
\$1,220	\$589	\$493	\$96	19.5%
\$1,230	\$592	\$496	\$96	19.3%
\$1,240	\$595	\$498	\$97	19.4%
\$1,250	\$598	\$501	\$97	19.3%
\$1,260	\$601	\$503	\$98	19.4%
\$1,270	\$603	\$505	\$98	19.5%
\$1,280	\$606	\$508	\$98	19.4%
\$1,290	\$609	\$510	\$99	19.4%
\$1,300	\$612	\$512	\$100	19.5%
\$1,310	\$615	\$515	\$100	19.4%
\$1,320	\$618	\$517	\$101	19.5%
\$1,330	\$620	\$519	\$101	19.5%
\$1,340	\$623	\$522	\$101	19.4%
\$1,350	\$626	\$524	\$102	19.5%
\$1,360	\$629	\$526	\$103	19.5%
\$1,370	\$631	\$528	\$103	19.6%
\$1,380	\$634	\$531	\$103	19.4%
\$1,390	\$637	\$533	\$104	19.5%
\$1,400	\$640	\$535	\$105	19.6%
\$1,410	\$642	\$537	\$105	19.6%
\$1,420	\$645	\$539	\$106	19.7%
\$1,430	\$648	\$541	\$107	19.7%
\$1,440	\$650	\$543	\$107	19.8%
\$1,450	\$653	\$545	\$108	19.8%
\$1,460	\$656	\$548	\$108	19.6%
\$1,470	\$658	\$550	\$108	19.7%
\$1,480	\$661	\$552	\$109	19.7%
\$1,490	\$663	\$554	\$109	19.8%
\$1,500	\$666	\$556	\$110	19.8%
\$1,510	\$669	\$558	\$111	19.8%
\$1,520	\$671	\$560	\$111	19.9%
\$1,530	\$674	\$562	\$112	19.9%
\$1,540	\$676	\$564	\$112	19.9%

\$1,550	\$679	\$566	\$113	19.9%
\$1,560	\$681	\$568	\$113	20.0%
\$1,570	\$684	\$569	\$115	20.2%
\$1,580	\$686	\$571	\$115	20.2%
\$1,590	\$689	\$573	\$116	20.2%
\$1,600	\$691	\$575	\$116	20.2%
\$1,610	\$694	\$577	\$117	20.3%
\$1,620	\$696	\$579	\$117	20.3%
\$1,630	\$699	\$581	\$118	20.3%
\$1,640	\$701	\$583	\$118	20.3%
\$1,650	\$704	\$584	\$120	20.5%
\$1,660	\$706	\$586	\$120	20.5%
\$1,670	\$709	\$588	\$121	20.5%
\$1,680	\$711	\$590	\$121	20.5%
\$1,690	\$714	\$592	\$122	20.5%
\$1,700	\$716	\$593	\$123	20.7%
\$1,710	\$718	\$595	\$123	20.7%
\$1,720	\$721	\$597	\$124	20.7%
\$1,730	\$723	\$599	\$124	20.7%
\$1,740	\$726	\$600	\$126	20.9%
\$1,750	\$728	\$602	\$126	20.9%
\$1,760	\$730	\$604	\$126	20.9%
\$1,770	\$733	\$606	\$127	20.9%
\$1,780	\$735	\$607	\$128	21.1%
\$1,790	\$737	\$609	\$128	21.1%
\$1,800	\$740	\$611	\$129	21.1%
\$1,810	\$742	\$612	\$130	21.3%
\$1,820	\$745	\$614	\$131	21.3%
\$1,830	\$747	\$616	\$131	21.2%
\$1,840	\$749	\$617	\$132	21.4%
\$1,850	\$752	\$619	\$133	21.4%
\$1,860	\$754	\$621	\$133	21.4%
\$1,870	\$756	\$622	\$134	21.6%
\$1,880	\$758	\$624	\$134	21.6%
\$1,890	\$761	\$625	\$136	21.7%
\$1,900	\$763	\$627	\$136	21.7%
\$1,910	\$765	\$629	\$136	21.7%
\$1,920	\$768	\$630	\$138	21.9%
\$1,930	\$770	\$632	\$138	21.8%
\$1,940	\$772	\$633	\$139	22.0%
\$1,950	\$775	\$635	\$140	22.0%
\$1,960	\$777	\$637	\$140	22.0%
\$1,970	\$779	\$638	\$141	22.1%
\$1,980	\$781	\$640	\$141	22.1%
\$1,990	\$784	\$641	\$143	22.3%
\$2,000	\$786	\$643	\$143	22.2%
\$2,010	\$788	\$644	\$144	22.4%
\$2,020	\$791	\$646	\$145	22.4%

\$2,030	\$793	\$647	\$146	22.5%
\$2,040	\$795	\$649	\$146	22.5%
\$2,050	\$797	\$650	\$147	22.7%
\$2,060	\$800	\$652	\$148	22.6%
\$2,070	\$802	\$654	\$148	22.6%
\$2,080	\$804	\$655	\$149	22.8%
\$2,090	\$806	\$657	\$149	22.7%
\$2,100	\$809	\$658	\$151	22.9%
\$2,110	\$811	\$660	\$151	22.9%
\$2,120	\$813	\$661	\$152	23.0%
\$2,130	\$815	\$663	\$152	23.0%
\$2,140	\$818	\$664	\$154	23.1%
\$2,150	\$820	\$666	\$154	23.1%
\$2,160	\$822	\$667	\$155	23.3%
\$2,170	\$824	\$669	\$155	23.2%
\$2,180	\$827	\$670	\$157	23.4%
\$2,190	\$829	\$672	\$157	23.4%
\$2,200	\$831	\$673	\$158	23.5%
\$2,210	\$833	\$675	\$158	23.5%
\$2,220	\$836	\$676	\$160	23.6%
\$2,230	\$838	\$678	\$160	23.6%
\$2,240	\$840	\$679	\$161	23.7%
\$2,250	\$843	\$681	\$162	23.7%
\$2,260	\$845	\$682	\$163	23.9%
\$2,270	\$847	\$684	\$163	23.8%
\$2,280	\$849	\$685	\$164	24.0%
\$2,290	\$852	\$687	\$165	24.0%
\$2,300	\$854	\$688	\$166	24.1%
\$2,310	\$856	\$690	\$166	24.1%
\$2,320	\$858	\$691	\$167	24.2%
\$2,330	\$861	\$693	\$168	24.2%
\$2,340	\$863	\$694	\$169	24.3%
\$2,350	\$865	\$696	\$169	24.3%
\$2,360	\$868	\$697	\$171	24.5%
\$2,370	\$870	\$699	\$171	24.4%
\$2,380	\$872	\$701	\$171	24.4%
\$2,390	\$874	\$702	\$172	24.6%
\$2,400	\$877	\$704	\$173	24.5%
\$2,410	\$879	\$705	\$174	24.7%
\$2,420	\$881	\$707	\$174	24.7%
\$2,430	\$884	\$708	\$176	24.8%
\$2,440	\$886	\$710	\$176	24.8%
\$2,450	\$888	\$711	\$177	24.9%
\$2,460	\$891	\$713	\$178	24.9%
\$2,470	\$893	\$715	\$178	24.9%
\$2,480	\$895	\$716	\$179	25.0%
\$2,490	\$898	\$718	\$180	25.0%
\$2,500	\$900	\$719	\$181	25.2%

\$2,510	\$902	\$721	\$181	25.1%
\$2,520	\$905	\$723	\$182	25.1%
\$2,530	\$907	\$724	\$183	25.3%
\$2,540	\$909	\$726	\$183	25.2%
\$2,550	\$912	\$727	\$185	25.4%
\$2,560	\$914	\$729	\$185	25.4%
\$2,570	\$916	\$731	\$185	25.4%
\$2,580	\$919	\$732	\$187	25.5%
\$2,590	\$921	\$734	\$187	25.5%
\$2,600	\$924	\$736	\$188	25.5%
\$2,610	\$926	\$737	\$189	25.6%
\$2,620	\$928	\$739	\$189	25.6%
\$2,630	\$931	\$741	\$190	25.6%
\$2,640	\$933	\$742	\$191	25.8%
\$2,650	\$936	\$744	\$192	25.8%
\$2,660	\$938	\$746	\$192	25.8%
\$2,670	\$941	\$747	\$194	25.9%
\$2,680	\$943	\$749	\$194	25.9%
\$2,690	\$946	\$751	\$195	25.9%
\$2,700	\$948	\$753	\$195	25.9%
\$2,710	\$951	\$754	\$197	26.1%
\$2,720	\$953	\$756	\$197	26.1%
\$2,730	\$956	\$758	\$198	26.1%
\$2,740	\$958	\$760	\$198	26.1%
\$2,750	\$961	\$761	\$200	26.2%
\$2,760	\$963	\$763	\$200	26.2%
\$2,770	\$966	\$765	\$201	26.2%
\$2,780	\$968	\$767	\$201	26.2%
\$2,790	\$971	\$769	\$202	26.2%
\$2,800	\$973	\$771	\$202	26.2%
\$2,810	\$976	\$772	\$204	26.4%
\$2,820	\$978	\$774	\$204	26.4%
\$2,830	\$981	\$776	\$205	26.4%
\$2,840	\$984	\$778	\$206	26.4%
\$2,850	\$986	\$780	\$206	26.4%
\$2,860	\$989	\$782	\$207	26.5%
\$2,870	\$992	\$784	\$208	26.5%
\$2,880	\$994	\$786	\$208	26.5%
\$2,890	\$997	\$788	\$209	26.5%
\$2,900	\$999	\$790	\$209	26.5%
\$2,910	\$1,002	\$792	\$210	26.5%
\$2,920	\$1,005	\$794	\$211	26.6%
\$2,930	\$1,008	\$796	\$212	26.6%
\$2,940	\$1,010	\$798	\$212	26.6%
\$2,950	\$1,013	\$800	\$213	26.6%
\$2,960	\$1,016	\$802	\$214	26.7%
\$2,970	\$1,019	\$804	\$215	26.7%
\$2,980	\$1,021	\$806	\$215	26.7%

\$2,990	\$1,024	\$808	\$216	26.7%
\$3,000	\$1,027	\$810	\$217	26.8%
\$3,010	\$1,030	\$812	\$218	26.8%
\$3,020	\$1,032	\$814	\$218	26.8%
\$3,030	\$1,035	\$817	\$218	26.7%
\$3,040	\$1,038	\$819	\$219	26.8%
\$3,050	\$1,041	\$821	\$220	26.8%
\$3,060	\$1,044	\$823	\$221	26.8%
\$3,070	\$1,047	\$825	\$222	26.9%
\$3,080	\$1,050	\$828	\$222	26.8%
\$3,090	\$1,053	\$830	\$223	26.8%
\$3,100	\$1,055	\$832	\$223	26.9%
\$3,110	\$1,058	\$835	\$223	26.8%
\$3,120	\$1,061	\$837	\$224	26.8%
\$3,130	\$1,064	\$839	\$225	26.9%
\$3,140	\$1,067	\$842	\$225	26.8%
\$3,150	\$1,070	\$844	\$226	26.8%
\$3,160	\$1,073	\$846	\$227	26.9%
\$3,170	\$1,076	\$849	\$227	26.8%
\$3,180	\$1,079	\$851	\$228	26.8%
\$3,190	\$1,083	\$854	\$229	26.8%
\$3,200	\$1,086	\$856	\$230	26.8%
\$3,210	\$1,089	\$859	\$230	26.7%
\$3,220	\$1,092	\$861	\$231	26.8%
\$3,230	\$1,095	\$864	\$231	26.7%
\$3,240	\$1,098	\$866	\$232	26.8%
\$3,250	\$1,101	\$869	\$232	26.7%
\$3,260	\$1,104	\$871	\$233	26.8%
\$3,270	\$1,108	\$874	\$234	26.7%
\$3,280	\$1,111	\$877	\$234	26.7%
\$3,290	\$1,114	\$879	\$235	26.7%
\$3,300	\$1,117	\$882	\$235	26.7%
\$3,310	\$1,121	\$885	\$236	26.6%
\$3,320	\$1,124	\$887	\$237	26.7%
\$3,330	\$1,127	\$890	\$237	26.6%
\$3,340	\$1,130	\$893	\$237	26.6%
\$3,350	\$1,134	\$896	\$238	26.5%
\$3,360	\$1,137	\$898	\$239	26.6%
\$3,370	\$1,140	\$901	\$239	26.6%
\$3,380	\$1,144	\$904	\$240	26.5%
\$3,390	\$1,147	\$907	\$240	26.5%
\$3,400	\$1,151	\$910	\$241	26.5%
\$3,410	\$1,154	\$913	\$241	26.4%
\$3,420	\$1,158	\$916	\$242	26.4%
\$3,430	\$1,161	\$919	\$242	26.3%
\$3,440	\$1,165	\$922	\$243	26.3%
\$3,450	\$1,168	\$925	\$243	26.3%
\$3,460	\$1,172	\$928	\$244	26.3%

\$3,470	\$1,175	\$931	\$244	26.2%
\$3,480	\$1,179	\$934	\$245	26.2%
\$3,490	\$1,182	\$937	\$245	26.2%
\$3,500	\$1,186	\$940	\$246	26.2%
\$3,510	\$1,190	\$943	\$247	26.2%
\$3,520	\$1,193	\$947	\$246	26.0%
\$3,530	\$1,197	\$950	\$247	26.0%
\$3,540	\$1,201	\$953	\$248	26.0%
\$3,550	\$1,204	\$956	\$248	26.0%
\$3,560	\$1,208	\$960	\$248	25.9%
\$3,570	\$1,212	\$963	\$249	25.9%
\$3,580	\$1,216	\$966	\$250	25.9%
\$3,590	\$1,220	\$970	\$250	25.7%
\$3,600	\$1,223	\$973	\$250	25.7%

Table 16b
Updated and Current Inflation Adjusted Basic Child Support Obligation for Six Children

Weekly Income	Updated Estimate	Current in 2022 Dollars	Difference: Updated Estimate - Current	
			Dollar	Percent
\$180	\$177	\$114	\$63	55.1%
\$190	\$182	\$122	\$61	49.8%
\$200	\$188	\$128	\$60	46.5%
\$210	\$193	\$136	\$57	42.2%
\$220	\$198	\$142	\$56	39.5%
\$230	\$203	\$149	\$54	35.9%
\$240	\$208	\$156	\$53	33.7%
\$250	\$213	\$163	\$50	30.7%
\$260	\$218	\$170	\$49	28.8%
\$270	\$223	\$176	\$48	27.0%
\$280	\$228	\$182	\$46	25.4%
\$290	\$233	\$190	\$44	23.0%
\$300	\$238	\$196	\$42	21.6%
\$310	\$243	\$202	\$41	20.2%
\$320	\$248	\$208	\$40	19.0%
\$330	\$253	\$215	\$38	17.7%
\$340	\$258	\$221	\$37	16.6%
\$350	\$262	\$227	\$35	15.4%
\$360	\$267	\$234	\$34	14.4%
\$370	\$272	\$240	\$32	13.4%
\$380	\$277	\$246	\$30	12.4%
\$390	\$281	\$251	\$30	12.0%
\$400	\$286	\$257	\$28	11.1%
\$410	\$291	\$264	\$27	10.2%
\$420	\$295	\$270	\$25	9.3%
\$430	\$300	\$275	\$25	9.0%
\$440	\$304	\$281	\$23	8.1%
\$450	\$309	\$288	\$21	7.4%
\$460	\$313	\$293	\$21	7.0%
\$470	\$318	\$299	\$19	6.3%
\$480	\$322	\$304	\$18	6.0%
\$490	\$327	\$310	\$16	5.3%
\$500	\$331	\$315	\$16	5.0%
\$510	\$335	\$320	\$15	4.7%
\$520	\$340	\$327	\$13	4.0%
\$530	\$344	\$332	\$12	3.7%
\$540	\$348	\$337	\$12	3.4%
\$550	\$352	\$343	\$10	2.8%
\$560	\$357	\$348	\$9	2.5%
\$570	\$361	\$353	\$8	2.3%
\$580	\$365	\$358	\$7	2.0%

\$590	\$369	\$363	\$6	1.7%
\$600	\$373	\$368	\$5	1.5%
\$610	\$377	\$374	\$3	0.9%
\$620	\$382	\$379	\$2	0.6%
\$630	\$386	\$384	\$1	0.3%
\$640	\$390	\$389	\$	0.1%
\$650	\$394	\$394	-\$1	-0.2%
\$660	\$398	\$398	\$	-0.1%
\$670	\$402	\$403	-\$2	-0.4%
\$680	\$406	\$408	-\$3	-0.6%
\$690	\$410	\$413	-\$4	-0.9%
\$700	\$413	\$418	-\$5	-1.2%
\$710	\$417	\$423	-\$6	-1.4%
\$720	\$421	\$427	-\$6	-1.4%
\$730	\$425	\$432	-\$7	-1.6%
\$740	\$429	\$437	-\$8	-1.9%
\$750	\$433	\$441	-\$8	-1.9%
\$760	\$436	\$446	-\$10	-2.1%
\$770	\$440	\$450	-\$10	-2.1%
\$780	\$444	\$455	-\$11	-2.4%
\$790	\$448	\$460	-\$12	-2.6%
\$800	\$451	\$463	-\$12	-2.6%
\$810	\$455	\$468	-\$14	-2.9%
\$820	\$459	\$472	-\$14	-2.9%
\$830	\$462	\$476	-\$14	-2.9%
\$840	\$466	\$481	-\$15	-3.2%
\$850	\$469	\$485	-\$15	-3.2%
\$860	\$473	\$489	-\$16	-3.2%
\$870	\$476	\$494	-\$17	-3.5%
\$880	\$480	\$497	-\$17	-3.5%
\$890	\$483	\$501	-\$18	-3.5%
\$900	\$487	\$506	-\$19	-3.8%
\$910	\$490	\$510	-\$20	-3.8%
\$920	\$494	\$514	-\$20	-3.9%
\$930	\$497	\$517	-\$20	-3.9%
\$940	\$501	\$521	-\$21	-3.9%
\$950	\$504	\$525	-\$21	-4.0%
\$960	\$507	\$529	-\$21	-4.0%
\$970	\$511	\$533	-\$22	-4.1%
\$980	\$514	\$536	-\$22	-4.1%
\$990	\$517	\$540	-\$23	-4.2%
\$1,000	\$521	\$544	-\$23	-4.3%
\$1,010	\$524	\$548	-\$24	-4.3%
\$1,020	\$527	\$551	-\$24	-4.4%
\$1,030	\$531	\$555	-\$25	-4.4%
\$1,040	\$534	\$559	-\$25	-4.5%
\$1,050	\$537	\$563	-\$26	-4.6%
\$1,060	\$540	\$566	-\$26	-4.6%

\$1,070	\$543	\$570	-\$27	-4.7%
\$1,080	\$546	\$573	-\$26	-4.6%
\$1,090	\$550	\$577	-\$27	-4.7%
\$1,100	\$553	\$580	-\$28	-4.7%
\$1,110	\$556	\$584	-\$28	-4.8%
\$1,120	\$559	\$587	-\$28	-4.7%
\$1,130	\$562	\$590	-\$28	-4.8%
\$1,140	\$565	\$594	-\$29	-4.9%
\$1,150	\$568	\$597	-\$28	-4.8%
\$1,160	\$571	\$600	-\$29	-4.9%
\$1,170	\$574	\$603	-\$29	-4.8%
\$1,180	\$577	\$607	-\$29	-4.9%
\$1,190	\$580	\$610	-\$30	-5.0%
\$1,200	\$583	\$613	-\$30	-4.9%
\$1,210	\$586	\$617	-\$31	-5.0%
\$1,220	\$589	\$619	-\$30	-4.9%
\$1,230	\$592	\$623	-\$31	-5.0%
\$1,240	\$595	\$625	-\$31	-4.9%
\$1,250	\$598	\$629	-\$32	-5.0%
\$1,260	\$601	\$632	-\$31	-4.9%
\$1,270	\$603	\$634	-\$31	-4.9%
\$1,280	\$606	\$638	-\$32	-5.0%
\$1,290	\$609	\$641	-\$31	-4.9%
\$1,300	\$612	\$643	-\$31	-4.8%
\$1,310	\$615	\$647	-\$32	-4.9%
\$1,320	\$618	\$649	-\$32	-4.9%
\$1,330	\$620	\$652	-\$31	-4.8%
\$1,340	\$623	\$656	-\$32	-4.9%
\$1,350	\$626	\$658	-\$32	-4.9%
\$1,360	\$629	\$661	-\$32	-4.8%
\$1,370	\$631	\$663	-\$32	-4.8%
\$1,380	\$634	\$667	-\$33	-4.9%
\$1,390	\$637	\$669	-\$33	-4.9%
\$1,400	\$640	\$672	-\$32	-4.8%
\$1,410	\$642	\$674	-\$32	-4.8%
\$1,420	\$645	\$677	-\$32	-4.7%
\$1,430	\$648	\$679	-\$32	-4.7%
\$1,440	\$650	\$682	-\$32	-4.6%
\$1,450	\$653	\$685	-\$32	-4.6%
\$1,460	\$656	\$688	-\$33	-4.8%
\$1,470	\$658	\$691	-\$33	-4.7%
\$1,480	\$661	\$693	-\$32	-4.7%
\$1,490	\$663	\$696	-\$32	-4.7%
\$1,500	\$666	\$698	-\$32	-4.6%
\$1,510	\$669	\$701	-\$32	-4.6%
\$1,520	\$671	\$703	-\$32	-4.6%
\$1,530	\$674	\$706	-\$32	-4.6%
\$1,540	\$676	\$708	-\$32	-4.5%

\$1,550	\$679	\$711	-\$32	-4.5%
\$1,560	\$681	\$713	-\$32	-4.5%
\$1,570	\$684	\$715	-\$31	-4.3%
\$1,580	\$686	\$717	-\$31	-4.3%
\$1,590	\$689	\$720	-\$31	-4.3%
\$1,600	\$691	\$722	-\$31	-4.3%
\$1,610	\$694	\$725	-\$31	-4.2%
\$1,620	\$696	\$727	-\$31	-4.2%
\$1,630	\$699	\$730	-\$31	-4.2%
\$1,640	\$701	\$732	-\$31	-4.2%
\$1,650	\$704	\$734	-\$30	-4.0%
\$1,660	\$706	\$736	-\$30	-4.0%
\$1,670	\$709	\$739	-\$30	-4.0%
\$1,680	\$711	\$741	-\$30	-4.0%
\$1,690	\$714	\$744	-\$30	-4.0%
\$1,700	\$716	\$745	-\$29	-3.9%
\$1,710	\$718	\$747	-\$29	-3.9%
\$1,720	\$721	\$750	-\$29	-3.9%
\$1,730	\$723	\$752	-\$29	-3.9%
\$1,740	\$726	\$754	-\$28	-3.7%
\$1,750	\$728	\$756	-\$28	-3.7%
\$1,760	\$730	\$759	-\$28	-3.7%
\$1,770	\$733	\$761	-\$28	-3.7%
\$1,780	\$735	\$762	-\$27	-3.6%
\$1,790	\$737	\$765	-\$27	-3.6%
\$1,800	\$740	\$767	-\$28	-3.6%
\$1,810	\$742	\$769	-\$26	-3.4%
\$1,820	\$745	\$771	-\$27	-3.5%
\$1,830	\$747	\$774	-\$27	-3.5%
\$1,840	\$749	\$775	-\$26	-3.3%
\$1,850	\$752	\$777	-\$26	-3.3%
\$1,860	\$754	\$780	-\$26	-3.3%
\$1,870	\$756	\$781	-\$25	-3.2%
\$1,880	\$758	\$784	-\$25	-3.2%
\$1,890	\$761	\$785	-\$24	-3.1%
\$1,900	\$763	\$788	-\$24	-3.1%
\$1,910	\$765	\$790	-\$25	-3.1%
\$1,920	\$768	\$791	-\$24	-3.0%
\$1,930	\$770	\$794	-\$24	-3.0%
\$1,940	\$772	\$795	-\$23	-2.9%
\$1,950	\$775	\$798	-\$23	-2.9%
\$1,960	\$777	\$800	-\$23	-2.9%
\$1,970	\$779	\$801	-\$22	-2.8%
\$1,980	\$781	\$804	-\$22	-2.8%
\$1,990	\$784	\$805	-\$21	-2.7%
\$2,000	\$786	\$808	-\$22	-2.7%
\$2,010	\$788	\$809	-\$21	-2.5%
\$2,020	\$791	\$811	-\$21	-2.6%

\$2,030	\$793	\$813	-\$20	-2.4%
\$2,040	\$795	\$815	-\$20	-2.5%
\$2,050	\$797	\$816	-\$19	-2.3%
\$2,060	\$800	\$819	-\$19	-2.4%
\$2,070	\$802	\$821	-\$20	-2.4%
\$2,080	\$804	\$823	-\$19	-2.3%
\$2,090	\$806	\$825	-\$19	-2.3%
\$2,100	\$809	\$826	-\$18	-2.2%
\$2,110	\$811	\$829	-\$18	-2.2%
\$2,120	\$813	\$830	-\$17	-2.1%
\$2,130	\$815	\$833	-\$17	-2.1%
\$2,140	\$818	\$834	-\$16	-2.0%
\$2,150	\$820	\$836	-\$17	-2.0%
\$2,160	\$822	\$838	-\$16	-1.9%
\$2,170	\$824	\$840	-\$16	-1.9%
\$2,180	\$827	\$842	-\$15	-1.8%
\$2,190	\$829	\$844	-\$15	-1.8%
\$2,200	\$831	\$845	-\$14	-1.7%
\$2,210	\$833	\$848	-\$14	-1.7%
\$2,220	\$836	\$849	-\$13	-1.6%
\$2,230	\$838	\$852	-\$14	-1.6%
\$2,240	\$840	\$853	-\$13	-1.5%
\$2,250	\$843	\$855	-\$13	-1.5%
\$2,260	\$845	\$857	-\$12	-1.4%
\$2,270	\$847	\$859	-\$12	-1.4%
\$2,280	\$849	\$860	-\$11	-1.3%
\$2,290	\$852	\$863	-\$11	-1.3%
\$2,300	\$854	\$864	-\$10	-1.2%
\$2,310	\$856	\$867	-\$11	-1.2%
\$2,320	\$858	\$868	-\$10	-1.1%
\$2,330	\$861	\$870	-\$10	-1.1%
\$2,340	\$863	\$872	-\$9	-1.0%
\$2,350	\$865	\$874	-\$9	-1.0%
\$2,360	\$868	\$875	-\$8	-0.9%
\$2,370	\$870	\$878	-\$8	-0.9%
\$2,380	\$872	\$880	-\$8	-1.0%
\$2,390	\$874	\$882	-\$7	-0.8%
\$2,400	\$877	\$884	-\$8	-0.9%
\$2,410	\$879	\$885	-\$6	-0.7%
\$2,420	\$881	\$888	-\$7	-0.8%
\$2,430	\$884	\$889	-\$6	-0.6%
\$2,440	\$886	\$892	-\$6	-0.7%
\$2,450	\$888	\$893	-\$5	-0.5%
\$2,460	\$891	\$896	-\$5	-0.6%
\$2,470	\$893	\$898	-\$5	-0.6%
\$2,480	\$895	\$899	-\$4	-0.5%
\$2,490	\$898	\$902	-\$4	-0.5%
\$2,500	\$900	\$903	-\$3	-0.4%

\$2,510	\$902	\$906	-\$3	-0.4%
\$2,520	\$905	\$908	-\$4	-0.4%
\$2,530	\$907	\$909	-\$2	-0.3%
\$2,540	\$909	\$912	-\$3	-0.3%
\$2,550	\$912	\$913	-\$1	-0.2%
\$2,560	\$914	\$916	-\$2	-0.2%
\$2,570	\$916	\$918	-\$2	-0.2%
\$2,580	\$919	\$919	-\$1	-0.1%
\$2,590	\$921	\$922	-\$1	-0.1%
\$2,600	\$924	\$924	-\$1	-0.1%
\$2,610	\$926	\$926	\$	0.0%
\$2,620	\$928	\$928	\$	0.0%
\$2,630	\$931	\$931	\$	0.0%
\$2,640	\$933	\$932	\$1	0.1%
\$2,650	\$936	\$934	\$1	0.1%
\$2,660	\$938	\$937	\$1	0.1%
\$2,670	\$941	\$938	\$2	0.3%
\$2,680	\$943	\$941	\$2	0.2%
\$2,690	\$946	\$943	\$2	0.2%
\$2,700	\$948	\$946	\$2	0.2%
\$2,710	\$951	\$947	\$3	0.4%
\$2,720	\$953	\$950	\$3	0.4%
\$2,730	\$956	\$952	\$3	0.4%
\$2,740	\$958	\$955	\$3	0.4%
\$2,750	\$961	\$956	\$5	0.5%
\$2,760	\$963	\$958	\$5	0.5%
\$2,770	\$966	\$961	\$5	0.5%
\$2,780	\$968	\$963	\$5	0.5%
\$2,790	\$971	\$966	\$5	0.5%
\$2,800	\$973	\$968	\$5	0.5%
\$2,810	\$976	\$970	\$6	0.6%
\$2,820	\$978	\$972	\$6	0.6%
\$2,830	\$981	\$975	\$6	0.7%
\$2,840	\$984	\$977	\$6	0.7%
\$2,850	\$986	\$980	\$7	0.7%
\$2,860	\$989	\$982	\$7	0.7%
\$2,870	\$992	\$985	\$7	0.7%
\$2,880	\$994	\$987	\$7	0.7%
\$2,890	\$997	\$990	\$7	0.7%
\$2,900	\$999	\$992	\$7	0.7%
\$2,910	\$1,002	\$995	\$7	0.7%
\$2,920	\$1,005	\$997	\$8	0.8%
\$2,930	\$1,008	\$1,000	\$8	0.8%
\$2,940	\$1,010	\$1,002	\$8	0.8%
\$2,950	\$1,013	\$1,005	\$8	0.8%
\$2,960	\$1,016	\$1,007	\$8	0.8%
\$2,970	\$1,019	\$1,010	\$9	0.9%
\$2,980	\$1,021	\$1,012	\$9	0.9%

\$2,990	\$1,024	\$1,015	\$9	0.9%
\$3,000	\$1,027	\$1,017	\$9	0.9%
\$3,010	\$1,030	\$1,020	\$10	1.0%
\$3,020	\$1,032	\$1,022	\$10	1.0%
\$3,030	\$1,035	\$1,026	\$9	0.9%
\$3,040	\$1,038	\$1,029	\$9	0.9%
\$3,050	\$1,041	\$1,031	\$10	1.0%
\$3,060	\$1,044	\$1,034	\$10	1.0%
\$3,070	\$1,047	\$1,036	\$11	1.0%
\$3,080	\$1,050	\$1,040	\$10	0.9%
\$3,090	\$1,053	\$1,042	\$10	1.0%
\$3,100	\$1,055	\$1,045	\$10	1.0%
\$3,110	\$1,058	\$1,049	\$10	0.9%
\$3,120	\$1,061	\$1,051	\$10	1.0%
\$3,130	\$1,064	\$1,054	\$11	1.0%
\$3,140	\$1,067	\$1,058	\$10	0.9%
\$3,150	\$1,070	\$1,060	\$10	1.0%
\$3,160	\$1,073	\$1,063	\$11	1.0%
\$3,170	\$1,076	\$1,066	\$10	0.9%
\$3,180	\$1,079	\$1,069	\$11	1.0%
\$3,190	\$1,083	\$1,073	\$10	0.9%
\$3,200	\$1,086	\$1,075	\$10	1.0%
\$3,210	\$1,089	\$1,079	\$10	0.9%
\$3,220	\$1,092	\$1,081	\$10	1.0%
\$3,230	\$1,095	\$1,085	\$10	0.9%
\$3,240	\$1,098	\$1,088	\$10	1.0%
\$3,250	\$1,101	\$1,091	\$10	0.9%
\$3,260	\$1,104	\$1,094	\$10	1.0%
\$3,270	\$1,108	\$1,098	\$10	0.9%
\$3,280	\$1,111	\$1,102	\$9	0.8%
\$3,290	\$1,114	\$1,104	\$10	0.9%
\$3,300	\$1,117	\$1,108	\$9	0.9%
\$3,310	\$1,121	\$1,112	\$9	0.8%
\$3,320	\$1,124	\$1,114	\$10	0.9%
\$3,330	\$1,127	\$1,118	\$9	0.8%
\$3,340	\$1,130	\$1,122	\$9	0.8%
\$3,350	\$1,134	\$1,125	\$8	0.7%
\$3,360	\$1,137	\$1,128	\$9	0.8%
\$3,370	\$1,140	\$1,132	\$9	0.8%
\$3,380	\$1,144	\$1,135	\$8	0.7%
\$3,390	\$1,147	\$1,139	\$8	0.7%
\$3,400	\$1,151	\$1,143	\$8	0.7%
\$3,410	\$1,154	\$1,147	\$7	0.6%
\$3,420	\$1,158	\$1,150	\$7	0.6%
\$3,430	\$1,161	\$1,154	\$7	0.6%
\$3,440	\$1,165	\$1,158	\$7	0.6%
\$3,450	\$1,168	\$1,162	\$6	0.5%
\$3,460	\$1,172	\$1,166	\$6	0.5%

\$3,470	\$1,175	\$1,169	\$6	0.5%
\$3,480	\$1,179	\$1,173	\$6	0.5%
\$3,490	\$1,182	\$1,177	\$6	0.5%
\$3,500	\$1,186	\$1,181	\$5	0.5%
\$3,510	\$1,190	\$1,184	\$5	0.4%
\$3,520	\$1,193	\$1,189	\$4	0.3%
\$3,530	\$1,197	\$1,193	\$4	0.3%
\$3,540	\$1,201	\$1,197	\$4	0.3%
\$3,550	\$1,204	\$1,201	\$4	0.3%
\$3,560	\$1,208	\$1,206	\$2	0.2%
\$3,570	\$1,212	\$1,210	\$2	0.2%
\$3,580	\$1,216	\$1,213	\$3	0.2%
\$3,590	\$1,220	\$1,218	\$1	0.1%
\$3,600	\$1,223	\$1,222	\$1	0.1%

Appendix IX-F
Schedule of Child Support Awards

Combined Weekly Income	One Child	Two Children	Three Children	Four Children	Five Children	Six Children
For combined net incomes that are less than \$180 per week, the court shall establish a child support award based on the obligor's net income and living expenses and the needs of the child. In these circumstances, the support award should be between \$5.00 per week and the support amount at \$180 combined net weekly income as shown on this schedule.						
\$0						
\$180	\$63	\$125	\$133	\$148	\$163	\$177
\$190	\$67	\$128	\$137	\$152	\$168	\$182
\$200	\$70	\$132	\$141	\$157	\$173	\$188
\$210	\$74	\$135	\$145	\$161	\$177	\$193
\$220	\$78	\$139	\$148	\$165	\$182	\$198
\$230	\$82	\$142	\$152	\$170	\$187	\$203
\$240	\$85	\$145	\$156	\$174	\$191	\$208
\$250	\$89	\$149	\$160	\$178	\$196	\$213
\$260	\$93	\$152	\$164	\$182	\$201	\$218
\$270	\$97	\$155	\$167	\$187	\$205	\$223
\$280	\$100	\$158	\$171	\$191	\$210	\$228
\$290	\$103	\$161	\$175	\$195	\$214	\$233
\$300	\$107	\$165	\$179	\$199	\$219	\$238
\$310	\$111	\$168	\$182	\$203	\$223	\$243
\$320	\$114	\$171	\$186	\$207	\$228	\$248
\$330	\$118	\$174	\$189	\$211	\$232	\$253
\$340	\$121	\$177	\$193	\$215	\$237	\$258
\$350	\$124	\$180	\$197	\$219	\$241	\$262
\$360	\$128	\$183	\$200	\$223	\$246	\$267
\$370	\$131	\$186	\$204	\$227	\$250	\$272
\$380	\$134	\$189	\$207	\$231	\$254	\$277
\$390	\$138	\$192	\$211	\$235	\$259	\$281
\$400	\$141	\$195	\$214	\$239	\$263	\$286
\$410	\$144	\$198	\$218	\$243	\$267	\$291
\$420	\$147	\$201	\$221	\$247	\$271	\$295
\$430	\$151	\$204	\$225	\$250	\$275	\$300
\$440	\$153	\$207	\$228	\$254	\$280	\$304
\$450	\$157	\$210	\$231	\$258	\$284	\$309
\$460	\$160	\$212	\$235	\$262	\$288	\$313
\$470	\$163	\$215	\$238	\$265	\$292	\$318
\$480	\$166	\$218	\$241	\$269	\$296	\$322
\$490	\$170	\$221	\$245	\$273	\$300	\$327
\$500	\$172	\$224	\$248	\$277	\$304	\$331
\$510	\$175	\$226	\$251	\$280	\$308	\$335
\$520	\$178	\$229	\$255	\$284	\$312	\$340
\$530	\$181	\$232	\$258	\$287	\$316	\$344
\$540	\$183	\$234	\$261	\$291	\$320	\$348