

**New Jersey Judiciary
CIVIL STATISTICS
February 2025**

TABLE OF CONTENTS

Introduction, Abbreviations, and Glossary	i
Tables and Graphs By County	1
Tables and Graphs by Case Type	
Atlantic	3
Bergen	7
Burlington	11
Camden	15
Cape May	19
Cumberland	23
Essex	27
Gloucester	31
Hudson	35
Hunterdon	39
Mercer	43
Middlesex	47
Monmouth	51
Morris	55
Ocean	59
Passaic	63
Salem	67
Somerset	71
Sussex	75
Union	79
Warren	83
State	87

INTRODUCTION

CIVIL STATISTICS provides court year-to-date civil-law statistics for New Jersey's twenty-one counties. Data is compiled from a monthly statistical extract of the Automated Case Management System.

The report provides 4-page summaries of filings, resolutions, clearance, backlog, and active pending by case type for counties and the state. Case type categories are based on the Case Information Statement (CIS). Some categories are consolidated as shown in the table on the next page.

GLOSSARY

Filings: Filings include new, reopened, reactivated, and transferred cases

Resolutions: Include trials, summary judgments, settlements, default judgments dismissals, inactivations, transfers, and other summary matters

Clearance: Resolutions minus filings

Backlog: Cases over case processing goal as listed below. Cases are aged from date of complaint exclusive of inactive and closed time.

 Track 1 backlog = over 12 months

 Track 2 backlog = over 18 months

 Track 3 backlog = over 24 months

 Track 4 backlog = over 24 months

Backlog Per 100 Monthly Filings: $(\text{backlog}) / (\text{average monthly filings in previous court year}) * 100$

Active Pending: Cases not resolved. Does not include inactive cases.

CIVIL STATISTICS is produced by the Administrative Office of the Courts' Quantitative Research Unit. Questions or comments can be directed to:

Quantitative Research Unit: PO Box 037, Trenton, NJ 08625
(609) 815-2900 x52530

CASE TYPE ABBREVIATIONS

TRACK I

Action on Negotiable Instrument (Act on New Inst)

Book Account

Name Change

Other Insurance Claim Including Declaratory Judgment Actions (other insurance)

PIP Coverage

Real Property

Other Track 1: Forfeiture, Summary Action, UM or UIM Claim, Lemon Law, Open Public Records Act, Tenancy, Miscellaneous, No Show Jurors
UM/UIM Coverage

TRACK II

Auto Negligence - Personal Injury

Auto Negligence - Property Damage

Construction

Contract/Commercial Transactions

Employment other than CEPA or LAD

Personal Injury

Tort - Other

UM/UIM Bodily Injury

TRACK III

Assault and Battery

Civil Rights

Condemnation

Medical Malpractice

Product Liability

Professional Malpractice

Toxic Tort

Other Track 3: Defamation, Inverse Condemnation, Whistle Blower/Conscientious, Employee Protection Act, Law Against Discrimination

TRACK IV

Action in Lieu of Prerogative Writ (Lieu of P. Writ)

Asbestos

Complex Commercial

Other Multicounty Litigation (formerly "mass tort") and/or Centrally Managed Cases:

Abilify, Allergen Biocell Textured Breast Implants, Asbestos, Bard Implanted Port Catheter Products,

DePuy ASR Hip Implant, Elmiron Pelvic Mesh - Bard, Pelvic Mesh - Gynecare, Physiomesh,

Pinnacle Metal -on- Metal (MoM) Hip Implants, Proceed Surgical Mesh/Proceed Ventral Patch, Prolene Hernia System Mesh,

Proton-Pump Inhibitors, Singulair, Strattice Hernia Mesh, Stryker Hip/ABG II, Stryker LFIT CoCr V40 Femoral Heads,

Stryker Trident Hip Implants, Talc-Powder, Tasigna, Taxotere/Docetaxel, Zostavax.

Other Track 4: Complex Construction, Cullen Lit., Environmental Coverage Litigation, False Claims, Insurance Fraud, Mt. Laurel

**CIVIL CASELOAD SUMMARY BY COUNTY
FEBRUARY 2025
STATE**

	Filings			Resolutions			Clearance		Backlog			Backlog Percent		Backlog Per 100 Monthly Filings		Active Pending		
	Jul 2023 to Feb 2024	Jul 2024 to Feb 2025	percent change	Jul 2023 to Feb 2024	Jul 2024 to Feb 2025	percent change	Feb 2025		Feb 2024	Feb 2025	percent change	Feb 2024	Feb 2025	Feb 2024	Feb 2025	Feb 2024	Feb 2025	percent change
							number	percent										
Atlantic	2,517	1,708	-32%	1,712	1,716	0%	8	100%	5,148	5,804	13%	57%	64%	1,781	2,552	9,007	9,030	0%
Bergen	5,148	5,632	9%	5,150	5,906	15%	274	105%	4,758	3,833	-19%	42%	36%	745	556	11,352	10,561	-7%
Burlington	1,700	1,874	10%	1,689	1,691	0%	-183	90%	318	345	8%	14%	14%	146	146	2,289	2,511	10%
Camden	2,514	2,762	10%	2,626	2,693	3%	-69	98%	505	442	-12%	15%	13%	157	127	3,442	3,521	2%
Cape May	321	328	2%	345	364	6%	36	111%	110	103	-6%	22%	21%	257	239	510	494	-3%
Cumberland	554	558	1%	519	572	10%	14	103%	148	126	-15%	19%	16%	215	184	776	767	-1%
Essex	6,130	6,763	10%	6,156	7,199	17%	436	106%	4,920	3,674	-25%	38%	30%	638	442	13,117	12,143	-7%
Gloucester	993	1,138	15%	1,061	1,069	1%	-69	94%	232	249	7%	17%	16%	183	171	1,357	1,546	14%
Hudson	3,266	3,473	6%	3,292	3,245	-1%	-228	93%	1,204	1,174	-2%	23%	21%	288	273	5,330	5,461	2%
Hunterdon	341	433	27%	277	420	52%	-13	97%	191	168	-12%	33%	28%	447	322	581	596	3%
Mercer	1,699	1,809	6%	1,777	1,725	-3%	-84	95%	889	844	-5%	31%	29%	411	371	2,830	2,958	5%
Middlesex	5,321	5,230	-2%	4,962	5,328	7%	98	102%	6,319	6,089	-4%	48%	47%	944	936	13,288	12,854	-3%
Monmouth	2,991	3,208	7%	3,038	2,938	-3%	-270	92%	941	837	-11%	20%	18%	250	215	4,626	4,674	1%
Morris	1,685	1,931	15%	1,615	1,726	7%	-205	89%	684	495	-28%	25%	18%	327	212	2,688	2,727	1%
Ocean	2,089	2,405	15%	2,128	2,170	2%	-235	90%	801	724	-10%	24%	20%	298	243	3,376	3,605	7%
Passaic	2,609	2,868	10%	2,420	2,833	17%	-35	99%	1,009	788	-22%	24%	18%	310	223	4,275	4,332	1%
Salem	147	201	37%	145	179	23%	-22	89%	37	40	8%	18%	16%	178	152	207	243	17%
Somerset	1,122	1,255	12%	907	1,291	42%	36	103%	561	437	-22%	30%	25%	406	280	1,868	1,779	-5%
Sussex	416	472	13%	422	453	7%	-19	96%	129	82	-36%	23%	15%	258	150	550	553	1%
Union	3,095	3,452	12%	2,889	3,090	7%	-362	90%	1,047	989	-6%	21%	18%	267	231	5,065	5,349	6%
Warren	256	369	44%	240	319	33%	-50	86%	139	98	-29%	34%	21%	432	225	413	459	11%
Total	44,914	47,869	7%	43,370	46,927	8%	-942	98%	30,090	27,341	-9%	35%	32%	534	461	86,947	86,163	-1%

CIVIL BACKLOG SUMMARY BY CASETYPE

February 2025

STATE

	Cases in Backlog															
	Track 1					Track 2				Track 3			Track 4			Total Backlog
	12 to 18 months	18 to 24 months	24 to 36 months	over 36 months	Total Track 1	18 to 24 months	24 to 36 months	over 36 months	Total Track 2	24 to 36 months	over 36 months	Total Track 3	24 to 36 months	over 36 months	Total Track 4	
Atlantic	24	10	2	8	44	161	136	40	337	40	29	69	825	4,529	5,354	5,804
Bergen	52	16	12	0	80	618	489	129	1,236	130	142	272	203	2,042	2,245	3,833
Burlington	1	0	0	0	1	151	86	11	248	45	36	81	12	3	15	345
Camden	16	5	5	0	26	184	74	31	289	63	49	112	5	10	15	442
Cape May	3	0	0	0	3	42	17	5	64	15	18	33	1	2	3	103
Cumberland	3	2	4	1	10	39	39	10	88	14	11	25	0	3	3	126
Essex	73	28	30	23	154	1,027	916	635	2,578	176	685	861	18	63	81	3,674
Gloucester	14	5	1	2	22	81	66	15	162	26	27	53	3	9	12	249
Hudson	41	18	13	12	84	486	285	102	873	64	70	134	30	53	83	1,174
Hunterdon	3	1	3	0	7	41	27	25	93	16	41	57	4	7	11	168
Mercer	12	0	3	2	17	159	159	100	418	84	306	390	8	11	19	844
Middlesex	23	12	3	2	40	794	542	172	1,508	164	118	282	110	4,149	4,259	6,089
Monmouth	29	17	7	3	56	316	201	63	580	85	76	161	16	24	40	837
Morris	18	0	0	0	18	162	107	7	276	62	111	173	4	24	28	495
Ocean	23	13	8	6	50	273	193	72	538	72	54	126	6	4	10	724
Passaic	15	8	6	4	33	343	159	40	542	44	144	188	6	19	25	788
Salem	4	0	0	2	6	14	8	4	26	2	4	6	0	2	2	40
Somerset	8	2	2	1	13	109	120	81	310	30	53	83	13	18	31	437
Sussex	3	0	0	0	3	32	22	2	56	9	10	19	2	2	4	82
Union	37	18	17	9	81	424	215	103	742	64	68	132	13	21	34	989
Warren	4	3	2	2	11	21	21	15	57	7	19	26	1	3	4	98
Total	406	158	118	77	759	5,477	3,882	1,662	11,021	1,212	2,071	3,283	1,280	10,998	12,278	27,341

**CIVIL CASELOAD SUMMARY BY CASETYPE
FEBRUARY 2025
ATLANTIC**

	Filings			Resolutions			Clearance		Backlog			Backlog Percent		Backlog Per 100 Monthly Filings		Active Pending		
	Jul 2023 to Feb 2024	Jul 2024 to Feb 2025	percent change	Jul 2023 to Feb 2024	Jul 2024 to Feb 2025	percent change	Feb 2025		Feb 2024	Feb 2025	percent change	Feb 2024	Feb 2025	Feb 2024	Feb 2025	Feb 2024	Feb 2025	percent change
							number	percent										
Act on Neg Inst	1	2	100%	1	1	0%	-1	50%	0	0	0%	0%	0%	0	0	2	2	0%
Asbestos	0	0	0%	0	0	0%	0	100%	0	0	0%	0%	0%	0	0	0	0	0%
Assault & Bat	4	3	-25%	6	6	0%	3	200%	5	5	0%	42%	50%	1,000	1,200	12	10	-17%
Auto - Pers Inj	392	394	1%	449	429	-4%	35	109%	177	130	-27%	24%	19%	344	259	744	682	-8%
Auto - Property	27	18	-33%	13	30	131%	12	167%	6	2	-67%	18%	11%	225	71	34	18	-47%
Book Account	217	270	24%	184	238	29%	-32	88%	11	20	82%	6%	9%	40	62	186	213	15%
Civil Rights	10	14	40%	13	11	-15%	-3	79%	5	4	-20%	24%	19%	429	253	21	21	0%
Complex Comm	2	4	100%	6	1	-83%	-3	25%	4	2	-50%	80%	33%	686	480	5	6	20%
Condemnation	0	3		0	3		0	100%	0	0	0%	0%	0%	0	0	0	0	0%
Construction	15	23	53%	13	24	85%	1	104%	10	6	-40%	38%	22%	545	218	26	27	4%
Contract/Comm	157	186	18%	168	166	-1%	-20	89%	15	24	60%	8%	11%	69	101	193	214	11%
Employment	8	4	-50%	7	10	43%	6	250%	2	2	0%	13%	29%	185	300	16	7	-56%
Lieu of P. Writ	9	6	-33%	8	10	25%	4	167%	2	1	-50%	14%	9%	185	100	14	11	-21%
Medical Malprac	27	21	-22%	28	32	14%	11	152%	34	24	-29%	40%	34%	1,236	993	85	71	-16%
Name Change	55	57	4%	54	73	35%	16	128%	0	0	0%	0%	0%	0	0	12	16	33%
Other Insurance	9	5	-44%	14	4	-71%	-1	80%	4	4	0%	40%	36%	400	436	10	11	10%
Other MCL	998	140	-86%	160	104	-35%	-36	74%	4,635	5,348	15%	70%	80%	5,038	19,686	6,586	6,702	2%
Other Track 1	99	120	21%	107	98	-8%	-22	82%	27	20	-26%	27%	17%	210	136	100	115	15%
Other Track 3	67	68	1%	68	66	-3%	-2	97%	26	28	8%	18%	19%	276	354	148	145	-2%
Other Track 4	4	17	325%	4	3	-25%	-14	18%	6	3	-50%	55%	12%	1,029	180	11	25	127%
Personal Injury	303	239	-21%	291	294	1%	55	123%	131	149	14%	22%	27%	337	447	603	547	-9%
Prod Liability	24	24	0%	12	12	0%	-12	50%	3	2	-33%	11%	5%	120	75	28	42	50%
Prof Malpractic	8	7	-13%	8	14	75%	7	200%	7	6	-14%	26%	26%	560	514	27	23	-15%
PIP Coverage	4	0	-100%	4	4	0%	4	100%	2	0	-100%	40%	0%	343	0	5	1	-80%
Real Property	7	8	14%	9	8	-11%	0	100%	2	0	-100%	29%	0%	200	0	7	6	-14%
Tort Other	33	45	36%	43	35	-19%	-10	78%	20	13	-35%	31%	20%	421	248	64	66	3%
Toxic Tort	1	0	-100%	2	1	-50%	1	100%	0	0	0%	0%	0%	0	0	1	0	-100%
UM/UIM Bod Inj	36	30	-17%	40	39	-3%	9	130%	14	11	-21%	21%	22%	280	269	67	49	-27%
Total	2,517	1,708	-32%	1,712	1,716	0%	8	100%	5,148	5,804	13%	57%	64%	1,781	2,552	9,007	9,030	0%

CIVIL BACKLOG SUMMARY BY CASETYPE

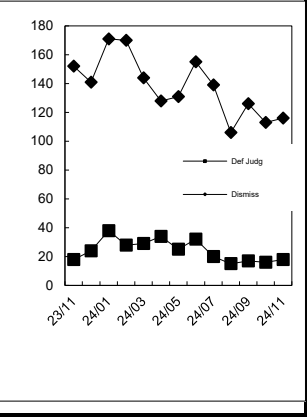
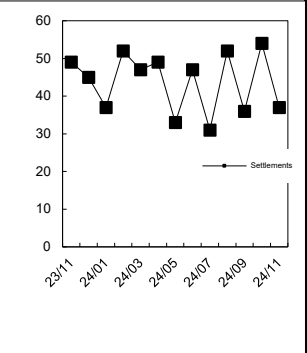
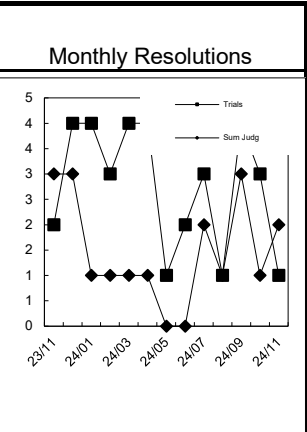
February 2025

ATLANTIC

	Cases in Backlog															
	Track 1					Track 2				Track 3			Track 4			Total Backlog
	12 to 18 months	18 to 24 months	24 to 36 months	over 36 months	Total Track 1	18 to 24 months	24 to 36 months	over 36 months	Total Track 2	24 to 36 months	over 36 months	Total Track 3	24 to 36 months	over 36 months	Total Track 4	
Act on Neg Inst	0	0	0	0	0	0	0	0	0	0	0	0	0	0	0	0
Asbestos	0	0	0	0	0	0	0	0	0	0	0	0	0	0	0	0
Assault & Bat	0	0	0	0	0	0	0	0	0	1	4	5	0	0	0	0
Auto - Pers Inj	0	0	0	0	0	66	47	17	130	0	0	0	0	0	0	0
Auto - Property	0	0	0	0	0	1	1	0	2	0	0	0	0	0	0	0
Book Account	18	1	0	1	20	0	0	0	0	0	0	0	0	0	0	0
Civil Rights	0	0	0	0	0	0	0	0	0	2	2	4	0	0	0	0
Complex Commerc	0	0	0	0	0	0	0	0	0	0	0	0	1	1	2	2
Condemnation	0	0	0	0	0	0	0	0	0	0	0	0	0	0	0	0
Construction	0	0	0	0	0	3	2	1	6	0	0	0	0	0	0	0
Contract/Commer	0	0	0	0	0	14	9	1	24	0	0	0	0	0	0	0
Employment	0	0	0	0	0	0	2	0	2	0	0	0	0	0	0	0
Lieu of P. Writ	0	0	0	0	0	0	0	0	0	0	0	0	0	1	1	1
Medical Malprac	0	0	0	0	0	0	0	0	0	13	11	24	0	0	0	0
Name Change	0	0	0	0	0	0	0	0	0	0	0	0	0	0	0	0
Other Insurance	1	1	0	2	4	0	0	0	0	0	0	0	0	0	0	0
Other MCL	0	0	0	0	0	0	0	0	0	0	0	0	824	4,524	5,348	5,348
Other Track 1	5	8	2	5	20	0	0	0	0	0	0	0	0	0	0	0
Other Track 3	0	0	0	0	0	0	0	0	0	19	9	28	0	0	0	0
Other Track 4	0	0	0	0	0	0	0	0	0	0	0	0	0	3	3	3
Personal Injury	0	0	0	0	0	66	67	16	149	0	0	0	0	0	0	0
Prod Liability	0	0	0	0	0	0	0	0	0	2	0	2	0	0	0	0
Prof Malpractic	0	0	0	0	0	0	0	0	0	3	3	6	0	0	0	0
PIP Coverage	0	0	0	0	0	0	0	0	0	0	0	0	0	0	0	0
Real Property	0	0	0	0	0	0	0	0	0	0	0	0	0	0	0	0
Tort Other	0	0	0	0	0	6	5	2	13	0	0	0	0	0	0	0
Toxic Tort	0	0	0	0	0	0	0	0	0	0	0	0	0	0	0	0
UM/UIM Bod Inj	0	0	0	0	0	5	3	3	11	0	0	0	0	0	0	0
Total	24	10	2	8	44	161	136	40	337	40	29	69	825	4,529	5,354	5,804

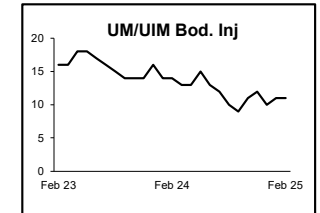
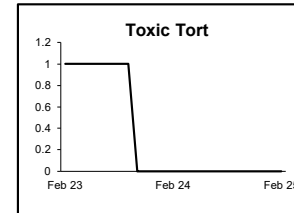
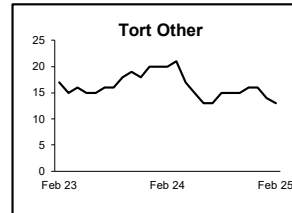
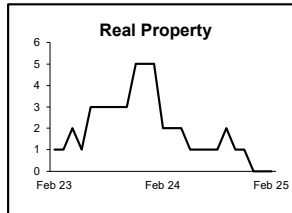
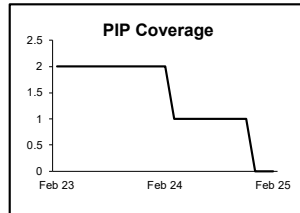
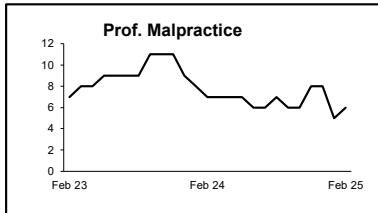
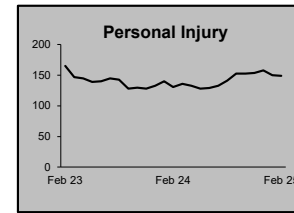
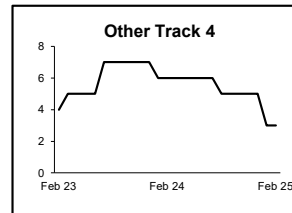
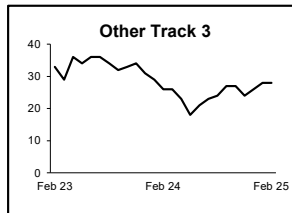
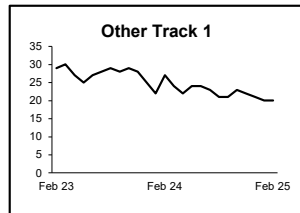
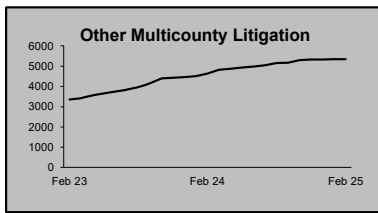
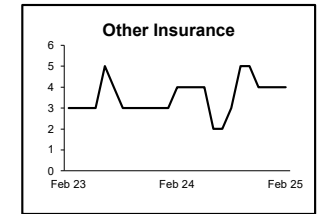

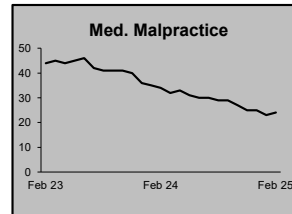
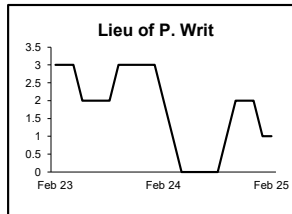
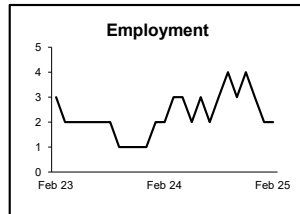
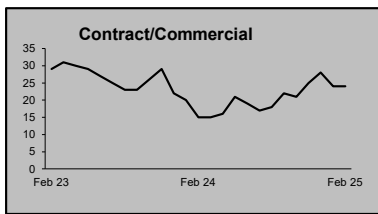
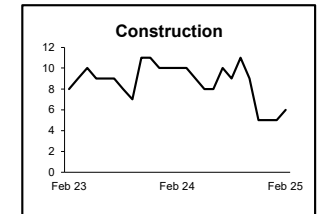
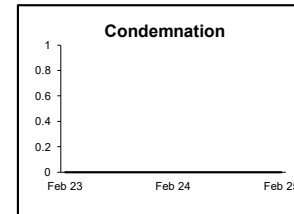
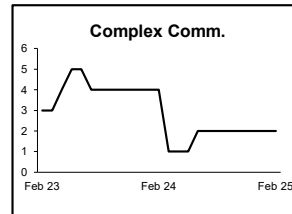
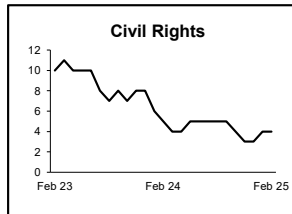
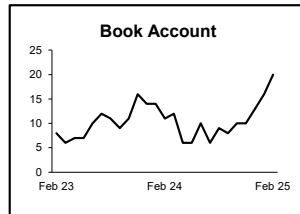
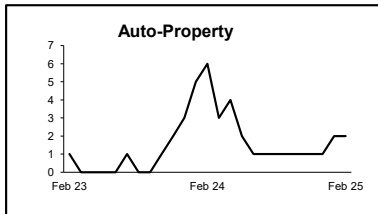
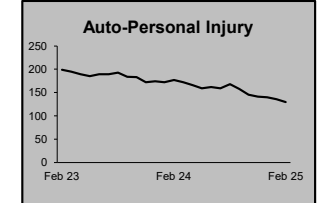
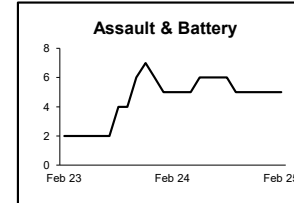
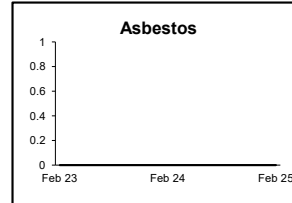
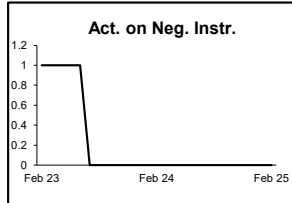
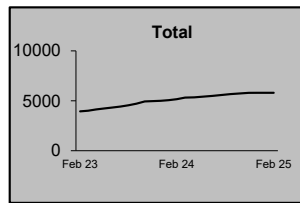
**CIVIL RESOLUTION SUMMARY BY CASETYPE
JULY 2024 - FEBRUARY 2025
ATLANTIC**

	Trial			Summary					Total	Percent resolved by					
	Jury	Nonjury	Total	Judgment	Settlement	Default Judgment	Dismiss	Other		Trial	Sum Jud	Settle	Default J	Dismiss	Other
Act on Neg Inst	0	0	0	0	0	1	0	0	1	0%	0%	0%	100%	0%	0%
Asbestos	0	0	0	0	0	0	0	0	0	0%	0%	0%	0%	0%	0%
Assault & Bat	0	0	0	0	0	0	6	0	6	0%	0%	0%	0%	100%	0%
Auto - Pers Inj	9	0	9	2	103	5	293	17	429	2%	0%	24%	1%	68%	4%
Auto - Property	0	0	0	0	5	8	17	0	30	0%	0%	17%	27%	57%	0%
Book Account	0	1	1	4	35	120	77	1	238	0%	2%	15%	50%	32%	0%
Civil Rights	1	0	1	0	1	0	8	1	11	9%	0%	9%	0%	73%	9%
Complex Commerc	0	0	0	0	0	0	1	0	1	0%	0%	0%	0%	100%	0%
Condemnation	0	0	0	0	0	0	0	3	3	0%	0%	0%	0%	0%	100%
Construction	0	0	0	0	6	3	15	0	24	0%	0%	25%	13%	63%	0%
Contract/Commer	0	1	1	2	26	29	102	6	166	1%	1%	16%	17%	61%	4%
Employment	0	0	0	0	3	0	7	0	10	0%	0%	30%	0%	70%	0%
Lieu of P. Writ	0	0	0	0	1	0	5	4	10	0%	0%	10%	0%	50%	40%
Medical Malprac	2	0	2	0	13	0	16	1	32	6%	0%	41%	0%	50%	3%
Name Change	0	0	0	0	0	0	3	70	73	0%	0%	0%	0%	4%	96%
Other Insurance	0	0	0	0	0	1	3	0	4	0%	0%	0%	25%	75%	0%
Other MCL	0	0	0	0	0	0	104	0	104	0%	0%	0%	0%	100%	0%
Other Track 1	1	1	2	0	16	6	50	24	98	2%	0%	16%	6%	51%	24%
Other Track 3	0	0	0	0	18	0	45	3	66	0%	0%	27%	0%	68%	5%
Other Track 4	0	0	0	0	0	1	2	0	3	0%	0%	0%	33%	67%	0%
Personal Injury	1	0	1	0	85	2	181	25	294	0%	0%	29%	1%	62%	9%
Prod Liability	0	0	0	0	1	0	11	0	12	0%	0%	8%	0%	92%	0%
Prof Malpractic	0	0	0	0	8	0	6	0	14	0%	0%	57%	0%	43%	0%
PIP Coverage	0	0	0	1	1	0	2	0	4	0%	25%	25%	0%	50%	0%
Real Property	0	0	0	0	1	0	6	1	8	0%	0%	13%	0%	75%	13%
Tort Other	0	0	0	0	13	0	21	1	35	0%	0%	37%	0%	60%	3%
Toxic Tort	0	0	0	0	0	0	1	0	1	0%	0%	0%	0%	100%	0%
UM/UIM Bod Inj	2	0	2	1	3	1	32	0	39	5%	3%	8%	3%	82%	0%
Total	16	3	19	10	339	177	1,014	157	1,716	1%	1%	20%	10%	59%	9%



**CIVIL BACKLOG BY CASETYPE
FEBRUARY 2025
ATLANTIC**

	Total	Backlog	% chg
Feb 23		3,946	
Feb 24		5,148	30%
Feb 25		5,804	13%



1) Casetypes with the state's largest backlogs are highlighted.

**CIVIL CASELOAD SUMMARY BY CASETYPE
FEBRUARY 2025
BERGEN**

	Filings			Resolutions			Clearance		Backlog			Backlog Percent		Backlog Per 100 Monthly Filings		Active Pending		
	Jul 2023 to Feb 2024	Jul 2024 to Feb 2025	percent change	Jul 2023 to Feb 2024	Jul 2024 to Feb 2025	percent change	Feb 2025		Feb 2024	Feb 2025	percent change	Feb 2024	Feb 2025	Feb 2024	Feb 2025	Feb 2024	Feb 2025	percent change
							number	percent										
Act on Neg Inst	13	12	-8%	10	14	40%	2	117%	2	0	-100%	15%	0%	126	0	13	13	0%
Asbestos	0	0	0%	0	0	0%	0	100%	0	0	0%	0%	0%	0	0	0	0	0%
Assault & Bat	8	15	88%	13	26	100%	11	173%	29	14	-52%	66%	47%	2,486	933	44	30	-32%
Auto - Pers Inj	1,647	1,760	7%	1,700	1,708	0%	-52	97%	772	574	-26%	24%	19%	385	266	3,161	3,063	-3%
Auto - Property	55	57	4%	66	69	5%	12	121%	7	5	-29%	10%	7%	90	59	72	74	3%
Book Account	675	845	25%	564	749	33%	-96	89%	48	41	-15%	9%	6%	61	40	537	643	20%
Civil Rights	11	27	145%	13	28	115%	1	104%	17	15	-12%	45%	41%	971	514	38	37	-3%
Complex Commerc	32	38	19%	29	34	17%	-4	89%	29	24	-17%	44%	35%	682	543	66	68	3%
Condemnation	0	2		4	3	-25%	1	150%	1	3	200%	20%	50%	400	1,200	5	6	20%
Construction	44	41	-7%	37	49	32%	8	120%	28	30	7%	31%	36%	525	610	90	83	-8%
Contract/Commer	719	851	18%	693	736	6%	-115	86%	154	134	-13%	17%	13%	168	129	915	1,012	11%
Employment	20	38	90%	14	24	71%	-14	63%	8	9	13%	23%	24%	320	245	35	38	9%
Lieu of P. Writ	37	33	-11%	41	29	-29%	-4	88%	13	5	-62%	28%	10%	289	122	47	50	6%
Medical Malprac	68	78	15%	81	78	-4%	0	100%	159	128	-19%	53%	44%	1,817	1,371	302	288	-5%
Name Change	198	216	9%	190	213	12%	-3	99%	0	0	0%	0%	0%	0	0	57	63	11%
Other Insurance	41	46	12%	33	45	36%	-1	98%	8	7	-13%	18%	15%	143	127	45	47	4%
Other MCL	141	53	-62%	366	597	63%	544	1126%	2,791	2,199	-21%	87%	91%	16,102	36,148	3,193	2,410	-25%
Other Track 1	269	303	13%	185	270	46%	-33	89%	12	25	108%	5%	12%	35	66	234	217	-7%
Other Track 3	157	146	-7%	131	145	11%	-1	99%	52	69	33%	17%	20%	275	346	300	343	14%
Other Track 4	12	79	558%	25	18	-28%	-61	23%	22	17	-23%	54%	16%	1,389	234	41	108	163%
Personal Injury	672	668	-1%	637	727	14%	59	109%	480	417	-13%	30%	29%	560	513	1,594	1,454	-9%
Prod Liability	35	35	0%	15	27	80%	-8	77%	10	5	-50%	19%	16%	267	83	54	31	-43%
Prof Malpractic	37	26	-30%	49	43	-12%	17	165%	41	37	-10%	38%	37%	1,004	1,057	108	101	-6%
PIP Coverage	15	10	-33%	17	18	6%	8	180%	3	1	-67%	19%	20%	129	80	16	5	-69%
Real Property	27	24	-11%	30	28	-7%	4	117%	8	6	-25%	31%	21%	253	176	26	28	8%
Tort Other	130	141	8%	124	140	13%	-1	99%	47	48	2%	22%	22%	281	291	216	214	-1%
Toxic Tort	1	1	0%	3	2	-33%	1	200%	1	1	0%	25%	50%	600	600	4	2	-50%
UM/UIM Bod Inj	84	87	4%	80	86	8%	-1	99%	16	19	19%	12%	14%	152	181	139	133	-4%
Total	5,148	5,632	9%	5,150	5,906	15%	274	105%	4,758	3,833	-19%	42%	36%	745	556	11,352	10,561	-7%

CIVIL BACKLOG SUMMARY BY CASETYPE

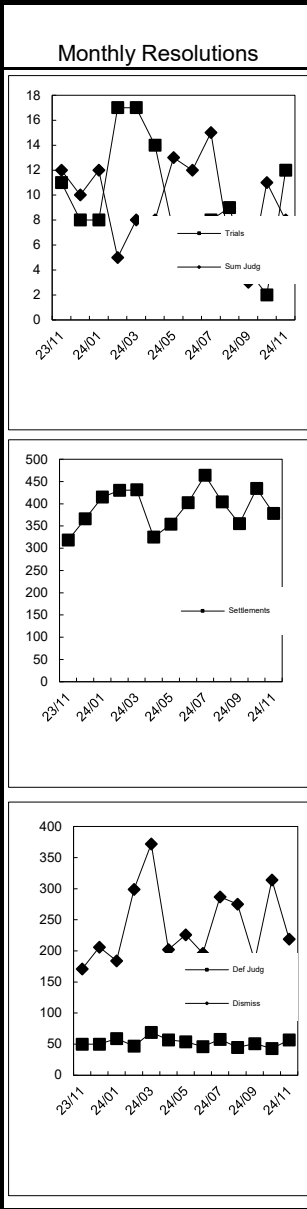
February 2025

BERGEN

	Cases in Backlog															Total Backlog
	Track 1					Track 2				Track 3			Track 4			
	12 to 18 months	18 to 24 months	24 to 36 months	over 36 months	Total Track 1	18 to 24 months	24 to 36 months	over 36 months	Total Track 2	24 to 36 months	over 36 months	Total Track 3	24 to 36 months	over 36 months	Total Track 4	
Act on Neg Inst	0	0	0	0	0	0	0	0	0	0	0	0	0	0	0	0
Asbestos	0	0	0	0	0	0	0	0	0	0	0	0	0	0	0	0
Assault & Bat	0	0	0	0	0	0	0	0	0	3	11	14	0	0	0	0
Auto - Pers Inj	0	0	0	0	0	299	224	51	574	0	0	0	0	0	0	0
Auto - Property	0	0	0	0	0	3	1	1	5	0	0	0	0	0	0	0
Book Account	30	8	3	0	41	0	0	0	0	0	0	0	0	0	0	0
Civil Rights	0	0	0	0	0	0	0	0	0	9	6	15	0	0	0	0
Complex Comm	0	0	0	0	0	0	0	0	0	0	0	0	9	15	24	24
Condemnation	0	0	0	0	0	0	0	0	0	2	1	3	0	0	0	3
Construction	0	0	0	0	0	9	10	11	30	0	0	0	0	0	0	30
Contract/Comm	0	0	0	0	0	68	43	23	134	0	0	0	0	0	0	134
Employment	0	0	0	0	0	5	1	3	9	0	0	0	0	0	0	9
Lieu of P. Writ	0	0	0	0	0	0	0	0	0	0	0	0	3	2	5	5
Medical Malprac	0	0	0	0	0	0	0	0	0	47	81	128	0	0	0	128
Name Change	0	0	0	0	0	0	0	0	0	0	0	0	0	0	0	0
Other Insurance	2	2	3	0	7	0	0	0	0	0	0	0	0	0	0	7
Other MCL	0	0	0	0	0	0	0	0	0	0	0	0	183	2,016	2,199	2,199
Other Track 1	19	3	3	0	25	0	0	0	0	0	0	0	0	0	0	25
Other Track 3	0	0	0	0	0	0	0	0	0	45	24	69	0	0	0	69
Other Track 4	0	0	0	0	0	0	0	0	0	0	0	0	8	9	17	17
Personal Injury	0	0	0	0	0	200	186	31	417	0	0	0	0	0	0	417
Prod Liability	0	0	0	0	0	0	0	0	0	4	1	5	0	0	0	5
Prof Malpractic	0	0	0	0	0	0	0	0	0	19	18	37	0	0	0	37
PIP Coverage	0	0	1	0	1	0	0	0	0	0	0	0	0	0	0	1
Real Property	1	3	2	0	6	0	0	0	0	0	0	0	0	0	0	6
Tort Other	0	0	0	0	0	22	18	8	48	0	0	0	0	0	0	48
Toxic Tort	0	0	0	0	0	0	0	0	0	1	0	1	0	0	0	1
UM/UIM Bod Inj	0	0	0	0	0	12	6	1	19	0	0	0	0	0	0	19
Total	52	16	12	0	80	618	489	129	1,236	130	142	272	203	2,042	2,245	3,833

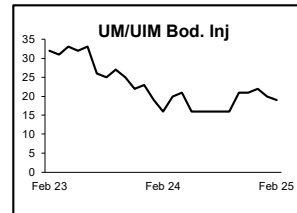
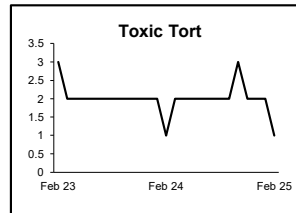
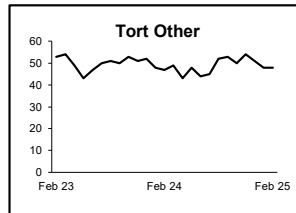
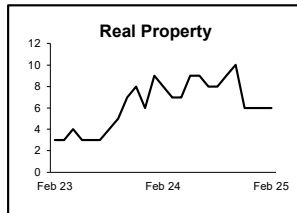
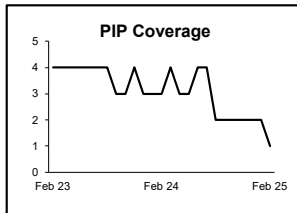
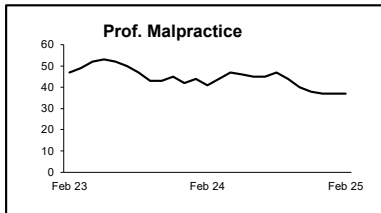
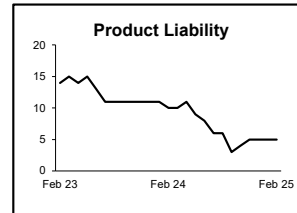
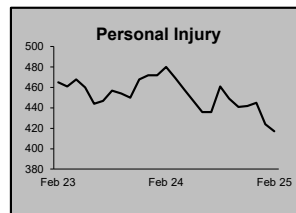
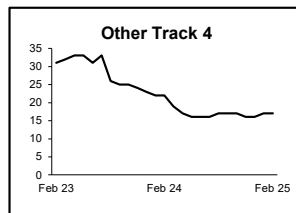
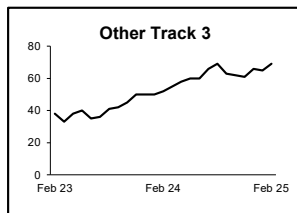
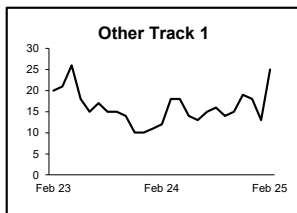
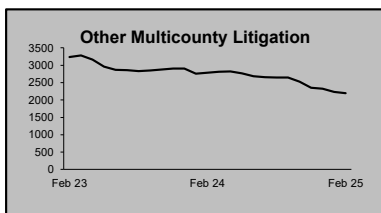
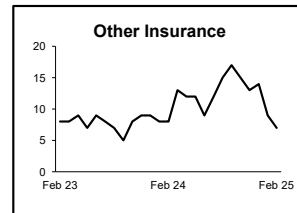
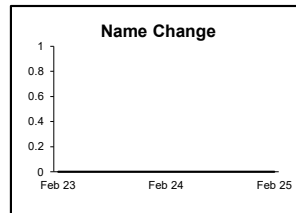
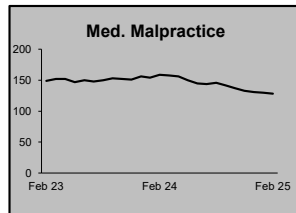
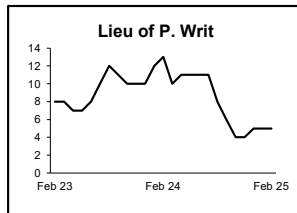
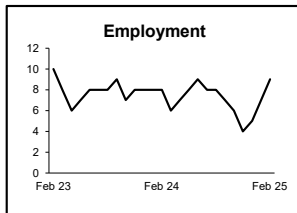
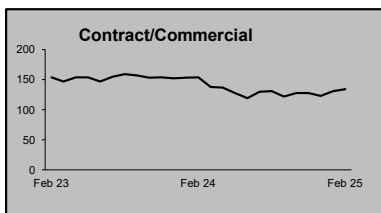
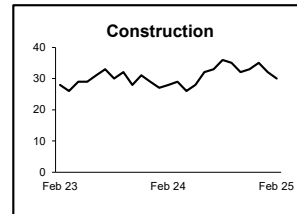
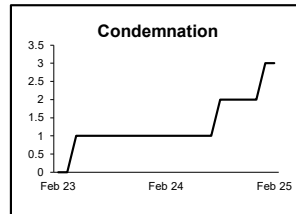
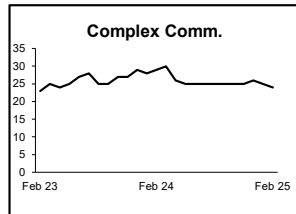
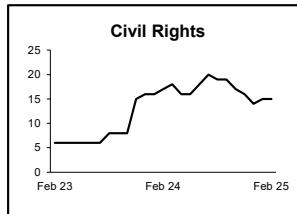
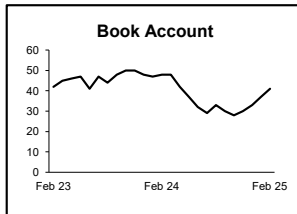
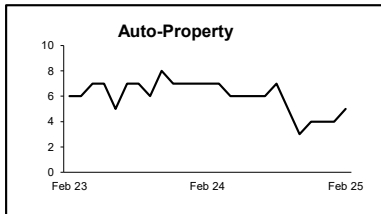
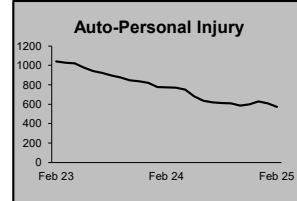
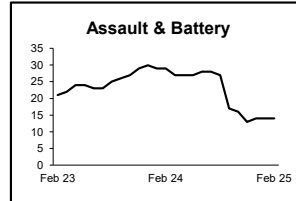
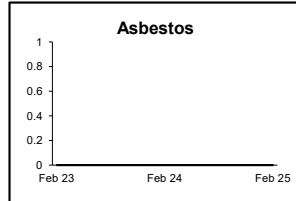
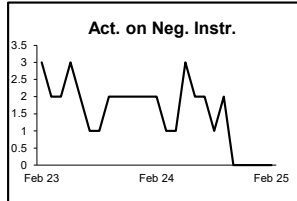
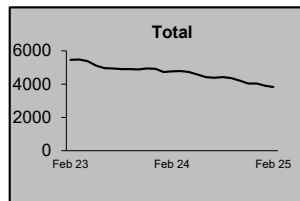
**CIVIL RESOLUTION SUMMARY BY CASETYPE
JULY 2024 - FEBRUARY 2025
BERGEN**

	Trial			Summary					Total	Percent resolved by						Monthly Resolutions
	Jury	Nonjury	Total	Judgment	Settlement	Default Judgment	Dismiss	Other		Trial	Sum Jud	Settle	Default J	Dismiss	Other	
Act on Neg Inst	0	0	0	3	2	5	4	0	14	0%	21%	14%	36%	29%	0%	
Asbestos	0	0	0	0	0	0	0	0	0	0%	0%	0%	0%	0%	0%	
Assault & Bat	0	0	0	1	22	0	1	2	26	0%	4%	85%	0%	4%	8%	
Auto - Pers Inj	18	0	18	8	1,237	2	409	34	1,708	1%	0%	72%	0%	24%	2%	
Auto - Property	0	0	0	0	28	13	26	2	69	0%	0%	41%	19%	38%	3%	
Book Account	0	1	1	10	240	262	234	2	749	0%	1%	32%	35%	31%	0%	
Civil Rights	0	0	0	4	8	0	15	1	28	0%	14%	29%	0%	54%	4%	
Complex Commerc	0	1	1	0	16	1	12	4	34	3%	0%	47%	3%	35%	12%	
Condemnation	0	0	0	0	1	1	1	0	3	0%	0%	33%	33%	33%	0%	
Construction	1	1	2	0	29	1	17	0	49	4%	0%	59%	2%	35%	0%	
Contract/Commer	5	8	13	16	277	103	303	24	736	2%	2%	38%	14%	41%	3%	
Employment	0	1	1	0	14	0	7	2	24	4%	0%	58%	0%	29%	8%	
Lieu of P. Writ	0	5	5	2	10	0	12	0	29	17%	7%	34%	0%	41%	0%	
Medical Malprac	7	0	7	2	47	0	21	1	78	9%	3%	60%	0%	27%	1%	
Name Change	0	0	0	0	0	0	11	202	213	0%	0%	0%	0%	5%	95%	
Other Insurance	0	0	0	5	18	2	16	4	45	0%	11%	40%	4%	36%	9%	
Other MCL	0	0	0	0	224	0	372	1	597	0%	0%	38%	0%	62%	0%	
Other Track 1	0	0	0	4	93	14	151	8	270	0%	1%	34%	5%	56%	3%	
Other Track 3	1	0	1	1	99	1	34	9	145	1%	1%	68%	1%	23%	6%	
Other Track 4	0	0	0	1	10	0	7	0	18	0%	6%	56%	0%	39%	0%	
Personal Injury	3	0	3	14	546	1	140	23	727	0%	2%	75%	0%	19%	3%	
Prod Liability	0	0	0	0	9	0	7	11	27	0%	0%	33%	0%	26%	41%	
Prof Malpractic	4	0	4	1	26	1	11	0	43	9%	2%	60%	2%	26%	0%	
PIP Coverage	0	0	0	0	12	0	6	0	18	0%	0%	67%	0%	33%	0%	
Real Property	0	0	0	1	10	2	13	2	28	0%	4%	36%	7%	46%	7%	
Tort Other	3	0	3	3	70	2	55	7	140	2%	2%	50%	1%	39%	5%	
Toxic Tort	0	0	0	0	1	0	1	0	2	0%	0%	50%	0%	50%	0%	
UM/UIM Bod Inj	1	0	1	0	67	0	17	1	86	1%	0%	78%	0%	20%	1%	
Total	43	17	60	76	3,116	411	1,903	340	5,906	1%	1%	53%	7%	32%	6%	



**CIVIL BACKLOG BY CASETYPE
FEBRUARY 2025
BERGEN**

	Total	Backlog	% chg
Feb 23		5,447	
Feb 24		4,758	-13%
Feb 25		3,833	-19%



1) Casetypes with the state's largest backlogs are highlighted.

**CIVIL CASELOAD SUMMARY BY CASETYPE
FEBRUARY 2025
BURLINGTON**

	Filings			Resolutions			Clearance		Backlog			Backlog Percent		Backlog Per 100 Monthly Filings		Active Pending		
	Jul 2023 to Feb 2024	Jul 2024 to Feb 2025	percent change	Jul 2023 to Feb 2024	Jul 2024 to Feb 2025	percent change	Feb 2025		Feb 2024	Feb 2025	percent change	Feb 2024	Feb 2025	Feb 2024	Feb 2025	Feb 2024	Feb 2025	percent change
							number	percent										
Act on Neg Inst	15	11	-27%	11	11	0%	0	100%	0	0	0%	0%	0%	0	0	13	7	-46%
Asbestos	0	1		0	0	0%	-1	0%	0	0	0%	0%	0%	0	0	0	1	
Assault & Bat	4	3	-25%	6	4	-33%	1	133%	12	14	17%	52%	70%	1,800	3,360	23	20	-13%
Auto - Pers Inj	430	474	10%	404	437	8%	-37	92%	111	107	-4%	15%	14%	210	178	746	788	6%
Auto - Property	30	16	-47%	20	24	20%	8	150%	2	3	50%	6%	16%	52	150	35	19	-46%
Book Account	175	283	62%	185	204	10%	-79	72%	0	0	0%	0%	0%	0	0	115	218	90%
Civil Rights	15	8	-47%	14	5	-64%	-3	63%	5	3	-40%	36%	21%	353	300	14	14	0%
Complex Commer	7	8	14%	8	8	0%	0	100%	2	6	200%	13%	30%	267	655	16	20	25%
Condemnation	1	1	0%	6	1	-83%	0	100%	0	0	0%	0%	0%	0	0	2	1	-50%
Construction	11	14	27%	9	10	11%	-4	71%	4	4	0%	21%	22%	282	267	19	18	-5%
Contract/Commer	332	337	2%	355	315	-11%	-22	93%	30	51	70%	8%	12%	69	120	365	418	15%
Employment	10	5	-50%	4	9	125%	4	180%	1	2	100%	8%	22%	86	300	12	9	-25%
Lieu of P. Writ	13	11	-15%	17	10	-41%	-1	91%	0	0	0%	0%	0%	0	0	12	12	0%
Medical Malprac	30	29	-3%	31	40	29%	11	138%	40	39	-3%	31%	35%	842	883	129	113	-12%
Name Change	113	137	21%	117	171	46%	34	125%	0	0	0%	0%	0%	0	0	19	14	-26%
Other Insurance	15	10	-33%	5	6	20%	-4	60%	0	0	0%	0%	0%	0	0	14	9	-36%
Other MCL	0	1		0	0	0%	-1	0%	0	0	0%	0%	0%	0	0	0	2	
Other Track 1	99	111	12%	86	82	-5%	-29	74%	0	2		0%	3%	0	15	53	79	49%
Other Track 3	107	83	-22%	98	88	-10%	5	106%	8	12	50%	5%	8%	60	101	149	151	1%
Other Track 4	11	35	218%	7	9	29%	-26	26%	6	9	50%	25%	18%	655	263	24	50	108%
Personal Injury	176	194	10%	201	157	-22%	-37	81%	68	59	-13%	20%	16%	316	234	338	369	9%
Prod Liability	7	5	-29%	10	2	-80%	-3	40%	4	5	25%	25%	29%	400	857	16	17	6%
Prof Malpractic	8	14	75%	9	17	89%	3	121%	5	8	60%	16%	26%	429	457	32	31	-3%
PIP Coverage	3	2	-33%	1	2	100%	0	100%	0	0	0%	0%	0%	0	0	4	1	-75%
Real Property	8	5	-38%	7	11	57%	6	220%	0	0	0%	0%	0%	0	0	5	2	-60%
Tort Other	47	45	-4%	43	34	-21%	-11	76%	11	11	0%	16%	17%	174	183	70	65	-7%
Toxic Tort	2	0	-100%	1	0	-100%	0	100%	0	0	0%	0%	0%	0	0	2	3	50%
UM/UIB Bod Inj	31	31	0%	34	34	0%	3	110%	9	10	11%	15%	17%	204	250	62	60	-3%
Total	1,700	1,874	10%	1,689	1,691	0%	-183	90%	318	345	8%	14%	14%	146	146	2,289	2,511	10%

CIVIL BACKLOG SUMMARY BY CASETYPE

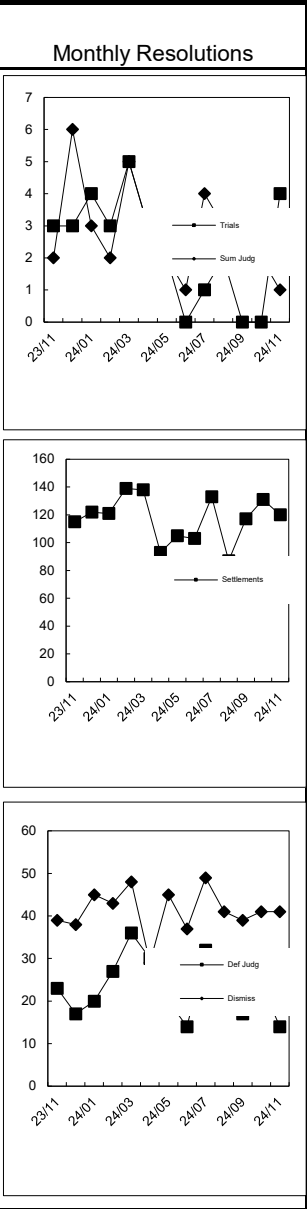
February 2025

BURLINGTON

	Cases in Backlog															
	Track 1					Track 2				Track 3			Track 4			Total Backlog
	12 to 18 months	18 to 24 months	24 to 36 months	over 36 months	Total Track 1	18 to 24 months	24 to 36 months	over 36 months	Total Track 2	24 to 36 months	over 36 months	Total Track 3	24 to 36 months	over 36 months	Total Track 4	
Act on Neg Inst	0	0	0	0	0	0	0	0	0	0	0	0	0	0	0	0
Asbestos	0	0	0	0	0	0	0	0	0	0	0	0	0	0	0	0
Assault & Bat	0	0	0	0	0	0	0	0	0	3	11	14	0	0	0	14
Auto - Pers Inj	0	0	0	0	0	74	33	0	107	0	0	0	0	0	0	107
Auto - Property	0	0	0	0	0	2	1	0	3	0	0	0	0	0	0	3
Book Account	0	0	0	0	0	0	0	0	0	0	0	0	0	0	0	0
Civil Rights	0	0	0	0	0	0	0	0	0	2	1	3	0	0	0	3
Complex Comm	0	0	0	0	0	0	0	0	0	0	0	0	6	0	6	6
Condemnation	0	0	0	0	0	0	0	0	0	0	0	0	0	0	0	0
Construction	0	0	0	0	0	2	2	0	4	0	0	0	0	0	0	4
Contract/Comm	0	0	0	0	0	28	17	6	51	0	0	0	0	0	0	51
Employment	0	0	0	0	0	1	1	0	2	0	0	0	0	0	0	2
Lieu of P. Writ	0	0	0	0	0	0	0	0	0	0	0	0	0	0	0	0
Medical Malprac	0	0	0	0	0	0	0	0	0	24	15	39	0	0	0	39
Name Change	0	0	0	0	0	0	0	0	0	0	0	0	0	0	0	0
Other Insurance	0	0	0	0	0	0	0	0	0	0	0	0	0	0	0	0
Other MCL	0	0	0	0	0	0	0	0	0	0	0	0	0	0	0	0
Other Track 1	1	0	0	0	1	1	0	0	1	0	0	0	0	0	0	2
Other Track 3	0	0	0	0	0	0	0	0	0	9	3	12	0	0	0	12
Other Track 4	0	0	0	0	0	0	0	0	0	0	0	0	6	3	9	9
Personal Injury	0	0	0	0	0	27	27	5	59	0	0	0	0	0	0	59
Prod Liability	0	0	0	0	0	0	0	0	0	1	4	5	0	0	0	5
Prof Malpractic	0	0	0	0	0	0	0	0	0	6	2	8	0	0	0	8
PIP Coverage	0	0	0	0	0	0	0	0	0	0	0	0	0	0	0	0
Real Property	0	0	0	0	0	0	0	0	0	0	0	0	0	0	0	0
Tort Other	0	0	0	0	0	9	2	0	11	0	0	0	0	0	0	11
Toxic Tort	0	0	0	0	0	0	0	0	0	0	0	0	0	0	0	0
UM/UIM Bod Inj	0	0	0	0	0	7	3	0	10	0	0	0	0	0	0	10
Total	1	0	0	0	1	151	86	11	248	45	36	81	12	3	15	345

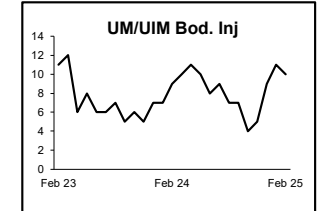
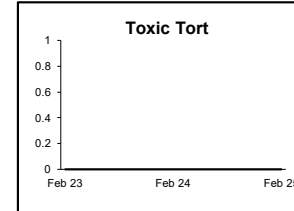
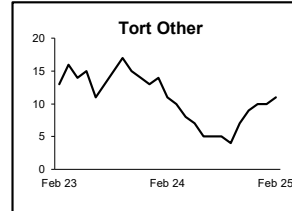
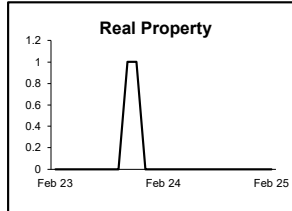
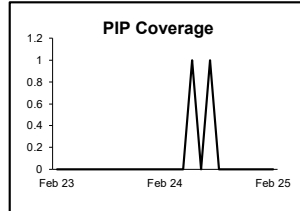
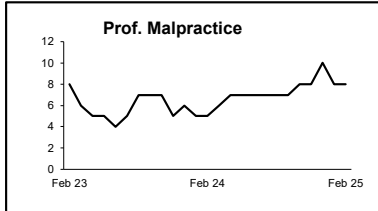
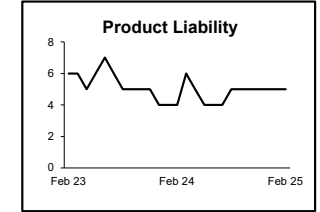
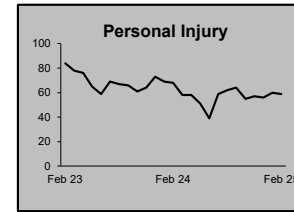
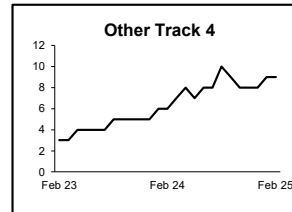
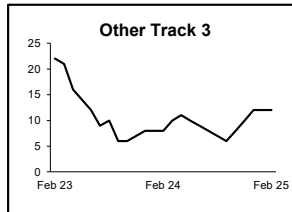
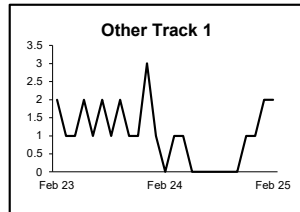
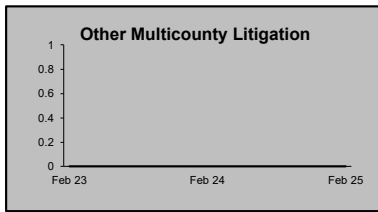
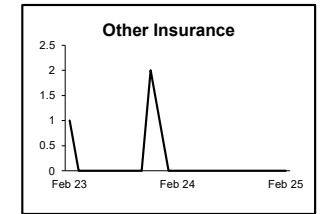

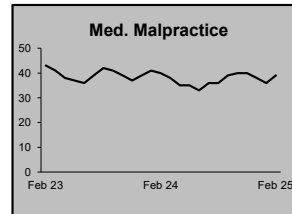
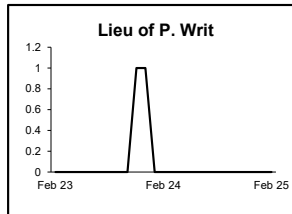
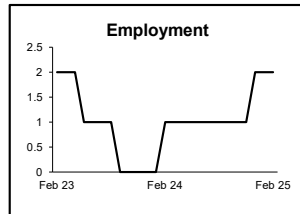
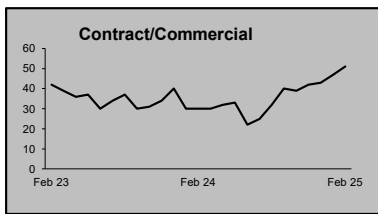
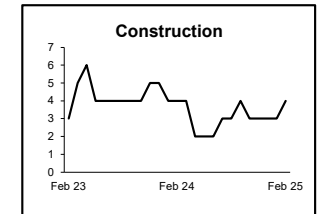
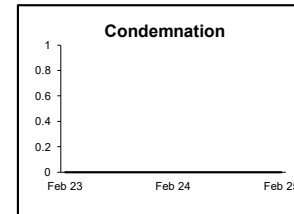
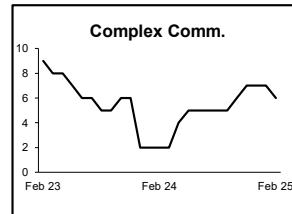
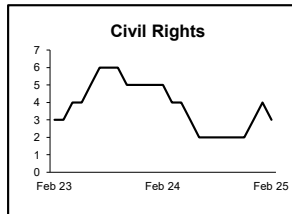
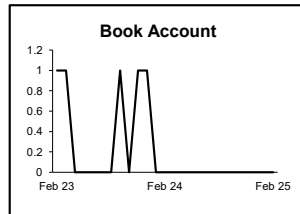
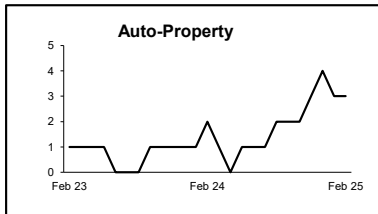
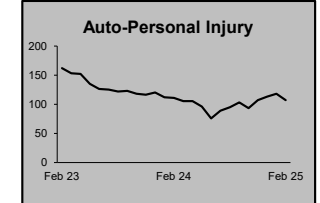
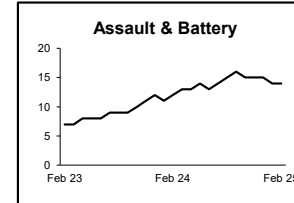
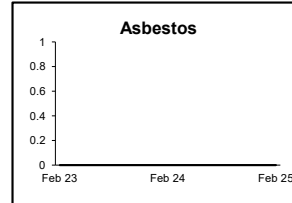

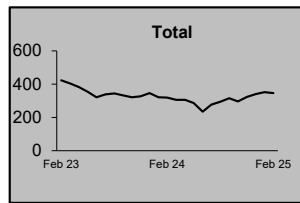
**CIVIL RESOLUTION SUMMARY BY CASETYPE
JULY 2024 - FEBRUARY 2025
BURLINGTON**

	Trial			Summary					Total	Percent resolved by						Monthly Resolutions
	Jury	Nonjury	Total	Judgment	Settlement	Default Judgment	Dismiss	Other		Trial	Sum Jud	Settle	Default J	Dismiss	Other	
Act on Neg Inst	0	0	0	0	3	5	3	0	11	0%	0%	27%	45%	27%	0%	
Asbestos	0	0	0	0	0	0	0	0	0	0%	0%	0%	0%	0%	0%	
Assault & Bat	0	0	0	0	4	0	0	0	4	0%	0%	100%	0%	0%	0%	
Auto - Pers Inj	4	0	4	2	347	2	68	14	437	1%	0%	79%	0%	16%	3%	
Auto - Property	0	0	0	0	10	9	5	0	24	0%	0%	42%	38%	21%	0%	
Book Account	0	0	0	2	81	66	51	4	204	0%	1%	40%	32%	25%	2%	
Civil Rights	0	0	0	0	0	0	3	2	5	0%	0%	0%	0%	60%	40%	
Complex Commerc	2	0	2	0	3	0	1	2	8	25%	0%	38%	0%	13%	25%	
Condemnation	0	0	0	0	0	0	0	1	1	0%	0%	0%	0%	0%	100%	
Construction	0	0	0	0	5	0	4	1	10	0%	0%	50%	0%	40%	10%	
Contract/Commer	0	3	3	11	114	78	96	13	315	1%	3%	36%	25%	30%	4%	
Employment	0	0	0	0	7	1	1	0	9	0%	0%	78%	11%	11%	0%	
Lieu of P. Writ	0	0	0	0	1	0	2	7	10	0%	0%	10%	0%	20%	70%	
Medical Malprac	2	0	2	0	24	0	12	2	40	5%	0%	60%	0%	30%	5%	
Name Change	0	0	0	0	0	0	3	168	171	0%	0%	0%	0%	2%	98%	
Other Insurance	0	0	0	0	1	2	1	2	6	0%	0%	17%	33%	17%	33%	
Other MCL	0	0	0	0	0	0	0	0	0	0%	0%	0%	0%	0%	0%	
Other Track 1	0	0	0	0	38	2	16	26	82	0%	0%	46%	2%	20%	32%	
Other Track 3	0	0	0	0	59	0	16	13	88	0%	0%	67%	0%	18%	15%	
Other Track 4	0	0	0	1	4	2	1	1	9	0%	11%	44%	22%	11%	11%	
Personal Injury	0	0	0	2	115	0	22	18	157	0%	1%	73%	0%	14%	11%	
Prod Liability	0	0	0	0	1	0	0	1	2	0%	0%	50%	0%	0%	50%	
Prof Malpractic	0	0	0	0	11	0	4	2	17	0%	0%	65%	0%	24%	12%	
PIP Coverage	0	0	0	0	2	0	0	0	2	0%	0%	100%	0%	0%	0%	
Real Property	0	1	1	0	5	0	3	2	11	9%	0%	45%	0%	27%	18%	
Tort Other	0	0	0	0	22	2	10	0	34	0%	0%	65%	6%	29%	0%	
Toxic Tort	0	0	0	0	0	0	0	0	0	0%	0%	0%	0%	0%	0%	
UM/UIM Bod Inj	0	0	0	0	32	1	0	1	34	0%	0%	94%	3%	0%	3%	
Total	8	4	12	18	889	170	322	280	1,691	1%	1%	53%	10%	19%	17%	



CIVIL BACKLOG BY CASETYPE FEBRUARY 2025 BURLINGTON

	Total Backlog	% chg
Feb 23	423	
Feb 24	318	-25%
Feb 25	345	8%



1) Casetypes with the state's largest backlogs are highlighted.

**CIVIL CASELOAD SUMMARY BY CASETYPE
FEBRUARY 2025
CAMDEN**

	Filings			Resolutions			Clearance		Backlog			Backlog Percent		Backlog Per 100 Monthly Filings		Active Pending		
	Jul 2023 to Feb 2024	Jul 2024 to Feb 2025	percent change	Jul 2023 to Feb 2024	Jul 2024 to Feb 2025	percent change	Feb 2025		Feb 2024	Feb 2025	percent change	Feb 2024	Feb 2025	Feb 2024	Feb 2025	Feb 2024	Feb 2025	percent change
						number	percent											
Act on Neg Inst	4	5	25%	3	7	133%	2	140%	0	0	0%	0%	0%	0	0	2	2	0%
Asbestos	0	0	0%	0	0	0%	0	100%	0	0	0%	0%	0%	0	0	0	0	0%
Assault & Bat	10	9	-10%	10	5	-50%	-4	56%	4	4	0%	21%	20%	343	480	19	20	5%
Auto - Pers Inj	709	792	12%	804	750	-7%	-42	95%	153	126	-18%	13%	11%	166	129	1,141	1,141	0%
Auto - Property	50	35	-30%	48	40	-17%	5	114%	3	3	0%	6%	8%	47	58	49	37	-24%
Book Account	333	394	18%	317	384	21%	-10	97%	9	7	-22%	4%	3%	22	14	224	264	18%
Civil Rights	20	22	10%	21	14	-33%	-8	64%	5	3	-40%	21%	10%	222	120	24	31	29%
Complex Comm	3	5	67%	9	6	-33%	1	120%	3	5	67%	25%	36%	720	667	12	14	17%
Condemnation	2	10	400%	3	4	33%	-6	40%	1	1	0%	50%	11%	600	100	2	9	350%
Construction	8	12	50%	9	4	-56%	-8	33%	1	0	-100%	10%	0%	100	0	10	15	50%
Contract/Comm	339	417	23%	321	395	23%	-22	95%	25	26	4%	7%	6%	57	48	355	415	17%
Employment	11	11	0%	16	7	-56%	-4	64%	1	4	300%	8%	25%	71	369	13	16	23%
Lieu of P. Writ	12	6	-50%	9	9	0%	3	150%	2	1	-50%	18%	7%	150	92	11	15	36%
Medical Malprac	64	66	3%	64	66	3%	0	100%	83	68	-18%	38%	32%	1,038	808	221	215	-3%
Name Change	96	128	33%	107	141	32%	13	110%	0	0	0%	0%	0%	0	0	20	28	40%
Other Insurance	20	19	-5%	15	15	0%	-4	79%	7	4	-43%	30%	15%	311	155	23	27	17%
Other MCL	0	1		0	0	0%	-1	0%	0	0	0%	0%	0%	0	0	0	1	
Other Track 1	149	141	-5%	156	137	-12%	-4	97%	14	10	-29%	14%	9%	74	55	103	113	10%
Other Track 3	117	127	9%	104	118	13%	-9	93%	23	21	-9%	11%	10%	152	128	203	208	2%
Other Track 4	8	28	250%	12	6	-50%	-22	21%	8	9	13%	47%	24%	686	348	17	37	118%
Personal Injury	377	389	3%	395	414	5%	25	106%	116	114	-2%	16%	17%	244	237	712	676	-5%
Prod Liability	13	16	23%	12	13	8%	-3	81%	10	5	-50%	31%	18%	545	333	32	28	-13%
Prof Malpractic	23	16	-30%	25	24	-4%	8	150%	8	9	13%	13%	16%	267	491	60	58	-3%
PIP Coverage	10	3	-70%	9	10	11%	7	333%	1	0	-100%	14%	0%	86	0	7	2	-71%
Real Property	16	16	0%	16	13	-19%	-3	81%	2	5	150%	11%	31%	80	240	19	16	-16%
Tort Other	48	48	0%	55	45	-18%	-3	94%	15	8	-47%	23%	12%	240	126	65	65	0%
Toxic Tort	1	1	0%	0	2		1	200%	1	1	0%	33%	33%	600	1,200	3	3	0%
UM/UIM Bod Inj	71	45	-37%	86	64	-26%	19	142%	10	8	-20%	11%	12%	109	130	95	65	-32%
Total	2,514	2,762	10%	2,626	2,693	3%	-69	98%	505	442	-12%	15%	13%	157	127	3,442	3,521	2%

CIVIL BACKLOG SUMMARY BY CASETYPE

February 2025

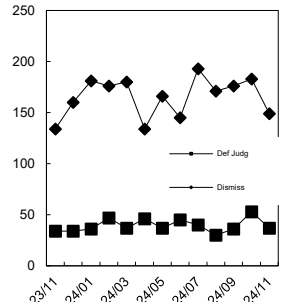
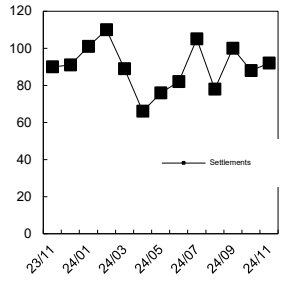
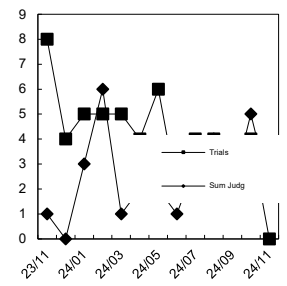
CAMDEN

	Cases in Backlog															Total Backlog
	Track 1					Track 2				Track 3			Track 4			
	12 to 18 months	18 to 24 months	24 to 36 months	over 36 months	Total Track 1	18 to 24 months	24 to 36 months	over 36 months	Total Track 2	24 to 36 months	over 36 months	Total Track 3	24 to 36 months	over 36 months	Total Track 4	
Act on Neg Inst	0	0	0	0	0	0	0	0	0	0	0	0	0	0	0	0
Asbestos	0	0	0	0	0	0	0	0	0	0	0	0	0	0	0	0
Assault & Bat	0	0	0	0	0	0	0	0	0	1	3	4	0	0	0	4
Auto - Pers Inj	0	0	0	0	0	87	25	14	126	0	0	0	0	0	0	126
Auto - Property	0	0	0	0	0	1	1	1	3	0	0	0	0	0	0	3
Book Account	6	1	0	0	7	0	0	0	0	0	0	0	0	0	0	7
Civil Rights	0	0	0	0	0	0	0	0	0	2	1	3	0	0	0	3
Complex Comm	0	0	0	0	0	0	0	0	0	0	0	0	3	2	5	5
Condemnation	0	0	0	0	0	0	0	0	0	0	1	1	0	0	0	1
Construction	0	0	0	0	0	0	0	0	0	0	0	0	0	0	0	0
Contract/Comm	0	0	0	0	0	16	5	5	26	0	0	0	0	0	0	26
Employment	0	0	0	0	0	4	0	0	4	0	0	0	0	0	0	4
Lieu of P. Writ	0	0	0	0	0	0	0	0	0	0	0	0	0	1	1	1
Medical Malprac	0	0	0	0	0	0	0	0	0	33	35	68	0	0	0	68
Name Change	0	0	0	0	0	0	0	0	0	0	0	0	0	0	0	0
Other Insurance	4	0	0	0	4	0	0	0	0	0	0	0	0	0	0	4
Other MCL	0	0	0	0	0	0	0	0	0	0	0	0	0	0	0	0
Other Track 1	4	2	4	0	10	0	0	0	0	0	0	0	0	0	0	10
Other Track 3	0	0	0	0	0	0	0	0	0	15	6	21	0	0	0	21
Other Track 4	0	0	0	0	0	0	0	0	0	0	0	0	2	7	9	9
Personal Injury	0	0	0	0	0	68	38	8	114	0	0	0	0	0	0	114
Prod Liability	0	0	0	0	0	0	0	0	0	3	2	5	0	0	0	5
Prof Malpractic	0	0	0	0	0	0	0	0	0	8	1	9	0	0	0	9
PIP Coverage	0	0	0	0	0	0	0	0	0	0	0	0	0	0	0	0
Real Property	2	2	1	0	5	0	0	0	0	0	0	0	0	0	0	5
Tort Other	0	0	0	0	0	3	2	3	8	0	0	0	0	0	0	8
Toxic Tort	0	0	0	0	0	0	0	0	0	1	0	1	0	0	0	1
UM/UIM Bod Inj	0	0	0	0	0	5	3	0	8	0	0	0	0	0	0	8
Total	16	5	5	0	26	184	74	31	289	63	49	112	5	10	15	442

**CIVIL RESOLUTION SUMMARY BY CASETYPE
JULY 2024 - FEBRUARY 2025
CAMDEN**

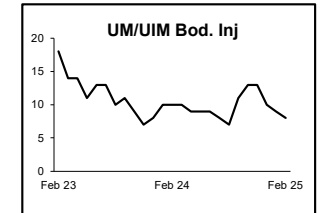
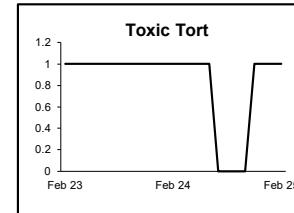
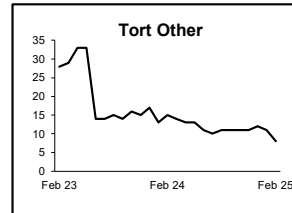
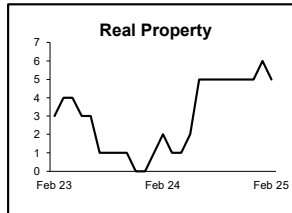
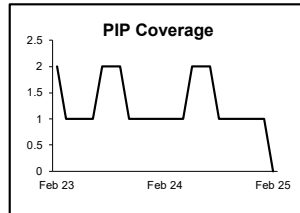
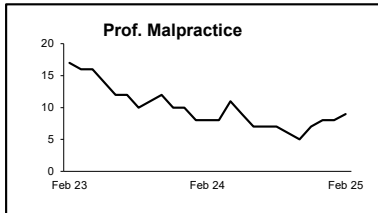
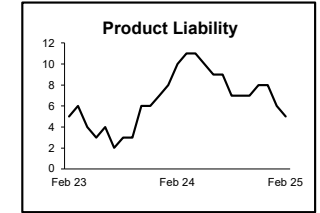
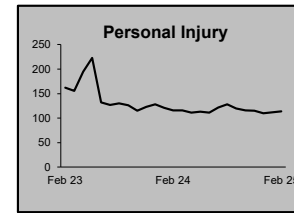
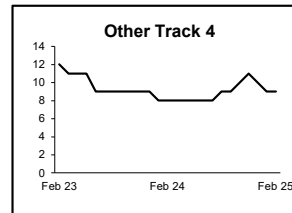
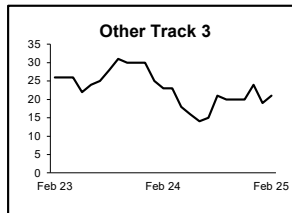
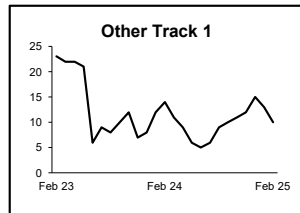
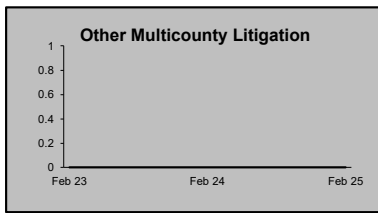
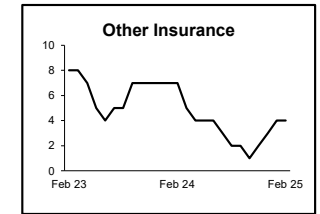

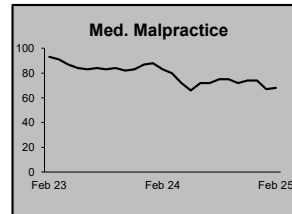
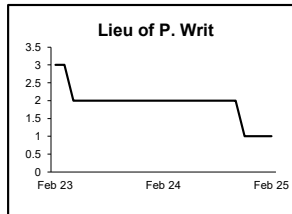
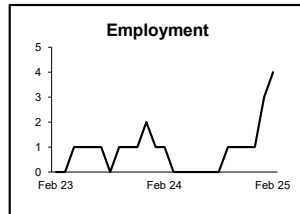
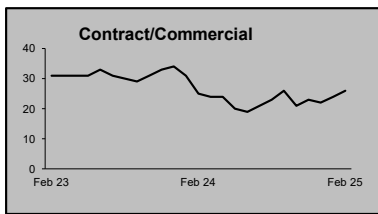
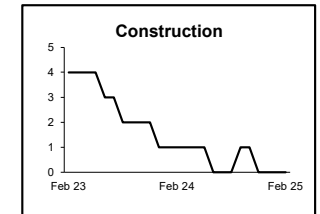
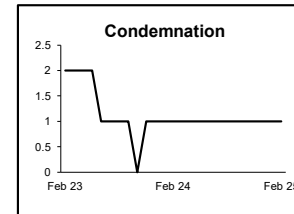
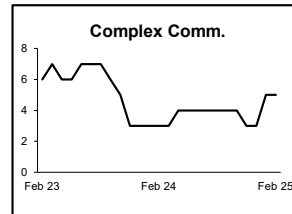
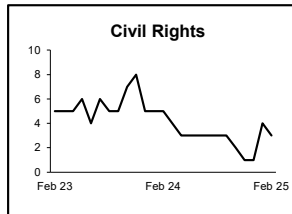
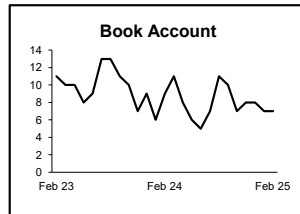
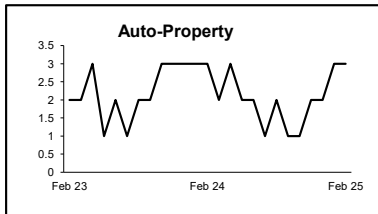
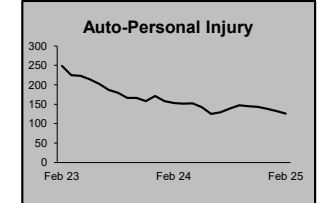
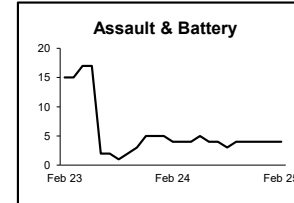
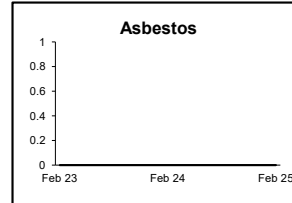

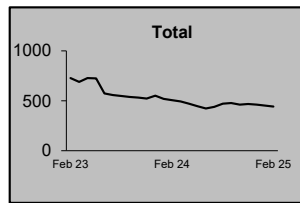
	Trial			Summary					Total	Percent resolved by						Monthly Resolutions
	Jury	Nonjury	Total	Judgment	Settlement	Default Judgment	Dismiss	Other		Trial	Sum Jud	Settle	Default J	Dismiss	Other	
Act on Neg Inst	0	0	0	0	0	4	3	0	7	0%	0%	0%	57%	43%	0%	
Asbestos	0	0	0	0	0	0	0	0	0	0%	0%	0%	0%	0%	0%	
Assault & Bat	0	0	0	0	3	0	2	0	5	0%	0%	60%	0%	40%	0%	
Auto - Pers Inj	8	1	9	0	243	3	458	37	750	1%	0%	32%	0%	61%	5%	
Auto - Property	0	0	0	0	5	20	15	0	40	0%	0%	13%	50%	38%	0%	
Book Account	0	0	0	13	61	165	140	5	384	0%	3%	16%	43%	36%	1%	
Civil Rights	0	0	0	0	4	0	10	0	14	0%	0%	29%	0%	71%	0%	
Complex Commerc	1	0	1	0	1	1	3	0	6	17%	0%	17%	17%	50%	0%	
Condemnation	0	0	0	0	1	0	1	2	4	0%	0%	25%	0%	25%	50%	
Construction	0	0	0	0	1	1	2	0	4	0%	0%	25%	25%	50%	0%	
Contract/Commer	1	4	5	7	70	107	192	14	395	1%	2%	18%	27%	49%	4%	
Employment	0	0	0	0	1	0	5	1	7	0%	0%	14%	0%	71%	14%	
Lieu of P. Writ	1	1	2	0	0	0	7	0	9	22%	0%	0%	0%	78%	0%	
Medical Malprac	4	0	4	0	28	0	26	8	66	6%	0%	42%	0%	39%	12%	
Name Change	0	0	0	0	0	0	1	140	141	0%	0%	0%	0%	1%	99%	
Other Insurance	0	0	0	0	5	1	9	0	15	0%	0%	33%	7%	60%	0%	
Other MCL	0	0	0	0	0	0	0	0	0	0%	0%	0%	0%	0%	0%	
Other Track 1	0	0	0	1	37	8	50	41	137	0%	1%	27%	6%	36%	30%	
Other Track 3	2	0	2	0	28	3	62	23	118	2%	0%	24%	3%	53%	19%	
Other Track 4	0	0	0	0	0	1	4	1	6	0%	0%	0%	17%	67%	17%	
Personal Injury	0	0	0	0	152	5	222	35	414	0%	0%	37%	1%	54%	8%	
Prod Liability	1	0	1	0	1	0	10	1	13	8%	0%	8%	0%	77%	8%	
Prof Malpractic	1	0	1	0	10	1	12	0	24	4%	0%	42%	4%	50%	0%	
PIP Coverage	0	0	0	0	0	0	9	1	10	0%	0%	0%	0%	90%	10%	
Real Property	0	0	0	0	1	2	8	2	13	0%	0%	8%	15%	62%	15%	
Tort Other	1	0	1	0	15	2	22	5	45	2%	0%	33%	4%	49%	11%	
Toxic Tort	0	0	0	0	0	0	2	0	2	0%	0%	0%	0%	100%	0%	
UM/UIM Bod Inj	1	0	1	0	20	0	42	1	64	2%	0%	31%	0%	66%	2%	
Total	21	6	27	21	687	324	1,317	317	2,693	1%	1%	26%	12%	49%	12%	

Monthly Resolutions



**CIVIL BACKLOG BY CASETYPE
FEBRUARY 2025
CAMDEN**

	Total	Backlog	% chg
Feb 23		726	
Feb 24		505	-30%
Feb 25		442	-12%



1) Casetypes with the state's largest backlogs are highlighted.

**CIVIL CASELOAD SUMMARY BY CASETYPE
FEBRUARY 2025
CAPE MAY**

	Filings			Resolutions			Clearance		Backlog			Backlog Percent		Backlog Per 100 Monthly Filings		Active Pending		
	Jul 2023 to Feb 2024	Jul 2024 to Feb 2025	percent change	Jul 2023 to Feb 2024	Jul 2024 to Feb 2025	percent change	Feb 2025		Feb 2024	Feb 2025	percent change	Feb 2024	Feb 2025	Feb 2024	Feb 2025	Feb 2024	Feb 2025	percent change
							number	percent										
Act on Neg Inst	6	2	-67%	3	0	-100%	-2	0%	0	0	0%	0%	0%	0	0	4	2	-50%
Asbestos	0	0	0%	0	0	0%	0	100%	0	0	0%	0%	0%	0	0	0	0	0%
Assault & Bat	4	1	-75%	4	5	25%	4	500%	9	9	0%	56%	69%	2,700	10,800	16	13	-19%
Auto - Pers Inj	39	37	-5%	47	46	-2%	9	124%	14	12	-14%	21%	17%	285	209	68	72	6%
Auto - Property	5	8	60%	8	8	0%	0	100%	0	0	0%	0%	0%	0	0	3	4	33%
Book Account	36	60	67%	45	47	4%	-13	78%	2	1	-50%	10%	3%	44	16	20	34	70%
Civil Rights	4	1	-75%	1	6	500%	5	600%	12	9	-25%	67%	82%	2,400	10,800	18	11	-39%
Complex Comm	0	1		0	2		1	200%	2	1	-50%	100%	100%	600		2	1	-50%
Condemnation	0	0	0%	1	1	0%	1	100%	1	0	-100%	100%	0%	0		1	0	-100%
Construction	9	7	-22%	7	9	29%	2	129%	2	3	50%	13%	21%	171	327	15	14	-7%
Contract/Comm	66	55	-17%	54	60	11%	5	109%	9	13	44%	11%	17%	109	181	80	76	-5%
Employment	1	0	-100%	1	1	0%	1	100%	0	1		0%	33%	0	600	2	3	50%
Lieu of P. Writ	6	3	-50%	13	2	-85%	-1	67%	1	0	-100%	13%	0%	120	0	8	9	13%
Medical Malprac	5	1	-80%	3	9	200%	8	900%	5	2	-60%	33%	29%	1,000	400	15	7	-53%
Name Change	19	22	16%	17	19	12%	-3	86%	0	0	0%	0%	0%	0	0	7	7	0%
Other Insurance	3	3	0%	3	2	-33%	-1	67%	4	0	-100%	67%	0%	1,600	0	6	2	-67%
Other MCL	0	0	0%	0	0	0%	0	100%	0	0	0%	0%	0%	0	0	1	0	-100%
Other Track 1	21	25	19%	24	26	8%	1	104%	4	1	-75%	17%	4%	141	27	23	23	0%
Other Track 3	20	13	-35%	20	13	-35%	0	100%	6	8	33%	16%	23%	267	436	38	35	-8%
Other Track 4	4	15	275%	0	2		-13	13%	2	2	0%	29%	11%	600	160	7	19	171%
Personal Injury	46	48	4%	66	79	20%	31	165%	29	29	0%	22%	26%	355	405	130	111	-15%
Prod Liability	1	0	-100%	4	1	-75%	1	100%	1	0	-100%	50%	0%	600	0	2	0	-100%
Prof Malpractic	5	5	0%	7	1	-86%	-4	20%	3	5	67%	30%	28%	514	750	10	18	80%
PIP Coverage	1	0	-100%	0	0	0%	0	100%	0	0	0%	0%	0%	0	0	1	0	-100%
Real Property	2	6	200%	4	6	50%	0	100%	0	1		0%	17%	0	109	3	6	100%
Tort Other	15	14	-7%	11	17	55%	3	121%	4	6	50%	15%	24%	200	327	27	25	-7%
Toxic Tort	0	0	0%	0	0	0%	0	100%	0	0	0%	0%	0%	0	0	0	0	0%
UM/UIM Bod Inj	3	1	-67%	2	2	0%	1	200%	0	0	0%	0%	0%	0	0	3	2	-33%
Total	321	328	2%	345	364	6%	36	111%	110	103	-6%	22%	21%	257	239	510	494	-3%

CIVIL BACKLOG SUMMARY BY CASETYPE

February 2025

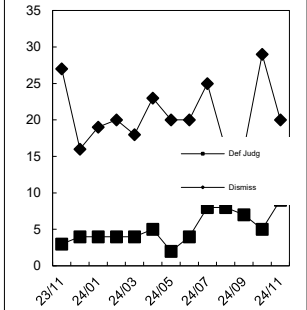
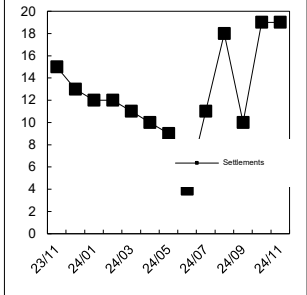
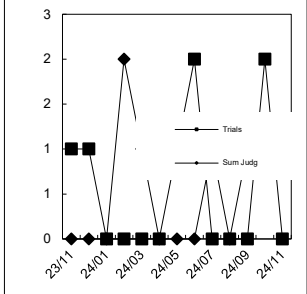
CAPE MAY

	Cases in Backlog															Total Backlog
	Track 1					Track 2				Track 3			Track 4			
	12 to 18 months	18 to 24 months	24 to 36 months	over 36 months	Total Track 1	18 to 24 months	24 to 36 months	over 36 months	Total Track 2	24 to 36 months	over 36 months	Total Track 3	24 to 36 months	over 36 months	Total Track 4	
Act on Neg Inst	0	0	0	0	0	0	0	0	0	0	0	0	0	0	0	0
Asbestos	0	0	0	0	0	0	0	0	0	0	0	0	0	0	0	0
Assault & Bat	0	0	0	0	0	0	0	0	0	2	7	9	0	0	0	9
Auto - Pers Inj	0	0	0	0	0	9	2	1	12	0	0	0	0	0	0	12
Auto - Property	0	0	0	0	0	0	0	0	0	0	0	0	0	0	0	0
Book Account	1	0	0	0	1	0	0	0	0	0	0	0	0	0	0	1
Civil Rights	0	0	0	0	0	0	0	0	0	1	8	9	0	0	0	9
Complex Comm	0	0	0	0	0	0	0	0	0	0	0	0	0	1	1	1
Condemnation	0	0	0	0	0	0	0	0	0	0	0	0	0	0	0	0
Construction	0	0	0	0	0	0	3	0	3	0	0	0	0	0	0	3
Contract/Comm	0	0	0	0	0	6	7	0	13	0	0	0	0	0	0	13
Employment	0	0	0	0	0	1	0	0	1	0	0	0	0	0	0	1
Lieu of P. Writ	0	0	0	0	0	0	0	0	0	0	0	0	0	0	0	0
Medical Malprac	0	0	0	0	0	0	0	0	0	1	1	2	0	0	0	2
Name Change	0	0	0	0	0	0	0	0	0	0	0	0	0	0	0	0
Other Insurance	0	0	0	0	0	0	0	0	0	0	0	0	0	0	0	0
Other MCL	0	0	0	0	0	0	0	0	0	0	0	0	0	0	0	0
Other Track 1	1	0	0	0	1	0	0	0	0	0	0	0	0	0	0	1
Other Track 3	0	0	0	0	0	0	0	0	0	8	0	8	0	0	0	8
Other Track 4	0	0	0	0	0	0	0	0	0	0	0	0	1	1	2	2
Personal Injury	0	0	0	0	0	24	3	2	29	0	0	0	0	0	0	29
Prod Liability	0	0	0	0	0	0	0	0	0	0	0	0	0	0	0	0
Prof Malpractic	0	0	0	0	0	0	0	0	0	3	2	5	0	0	0	5
PIP Coverage	0	0	0	0	0	0	0	0	0	0	0	0	0	0	0	0
Real Property	1	0	0	0	1	0	0	0	0	0	0	0	0	0	0	1
Tort Other	0	0	0	0	0	2	2	2	6	0	0	0	0	0	0	6
Toxic Tort	0	0	0	0	0	0	0	0	0	0	0	0	0	0	0	0
UM/UIM Bod Inj	0	0	0	0	0	0	0	0	0	0	0	0	0	0	0	0
Total	3	0	0	0	3	42	17	5	64	15	18	33	1	2	3	103

**CIVIL RESOLUTION SUMMARY BY CASETYPE
JULY 2024 - FEBRUARY 2025
CAPE MAY**

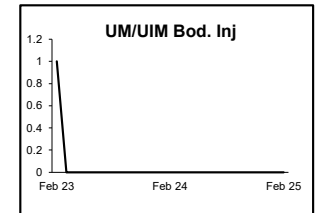
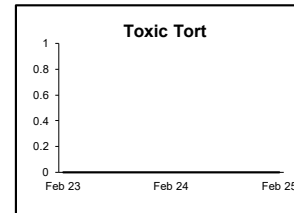
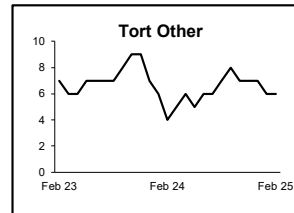
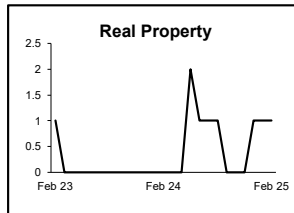
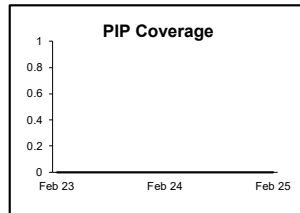
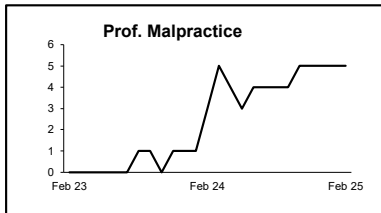
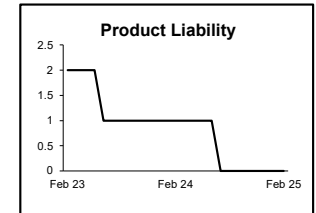
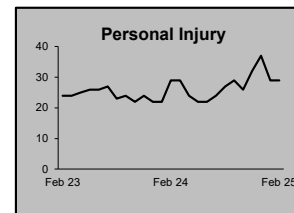
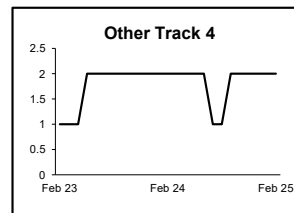
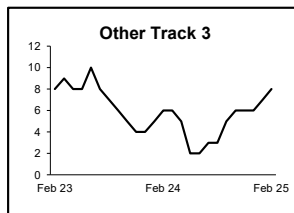
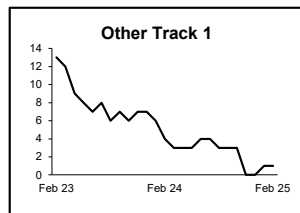
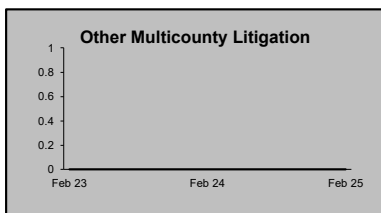
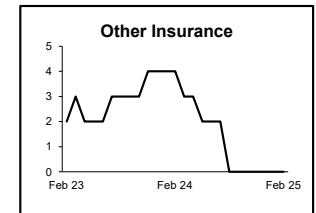
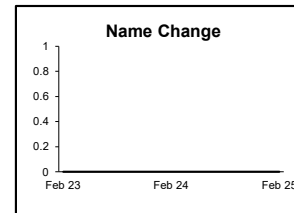
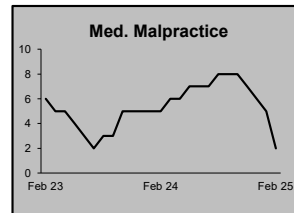
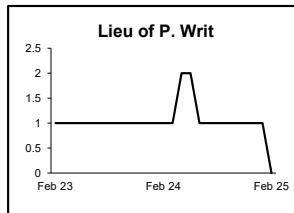
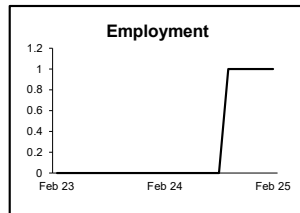
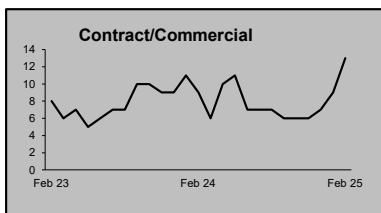
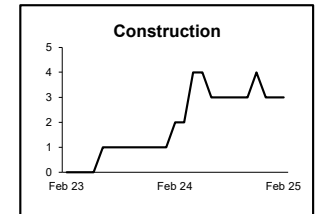
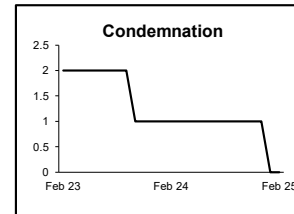
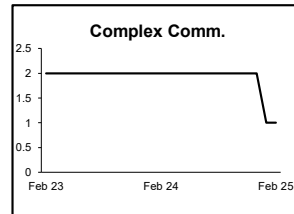
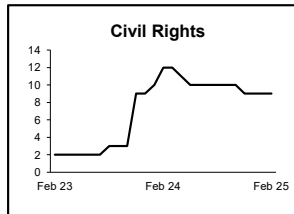
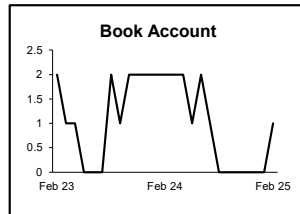
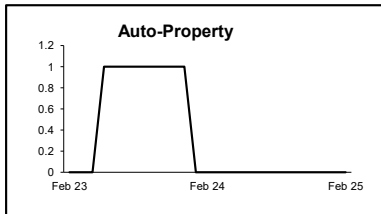
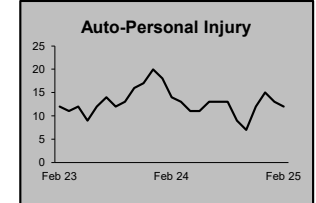
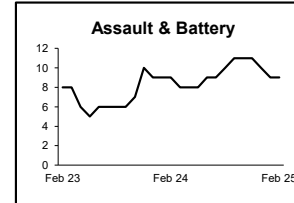
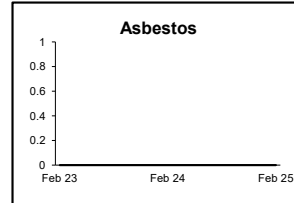
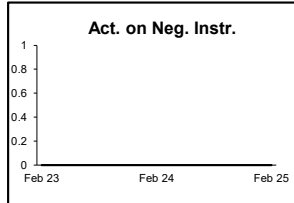
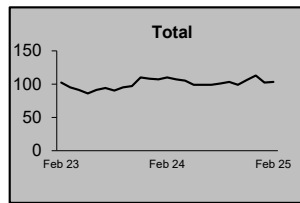
	Trial			Summary					Total	Percent resolved by						Monthly Resolutions
	Jury	Nonjury	Total	Judgment	Settlement	Default Judgment	Dismiss	Other		Trial	Sum Jud	Settle	Default J	Dismiss	Other	
Act on Neg Inst	0	0	0	0	0	0	0	0	0	0%	0%	0%	0%	0%	0%	
Asbestos	0	0	0	0	0	0	0	0	0	0%	0%	0%	0%	0%	0%	
Assault & Bat	0	0	0	0	4	0	1	0	5	0%	0%	80%	0%	20%	0%	
Auto - Pers Inj	1	0	1	0	14	0	29	2	46	2%	0%	30%	0%	63%	4%	
Auto - Property	0	0	0	0	0	5	3	0	8	0%	0%	0%	63%	38%	0%	
Book Account	0	0	0	1	9	22	14	1	47	0%	2%	19%	47%	30%	2%	
Civil Rights	0	0	0	0	1	0	5	0	6	0%	0%	17%	0%	83%	0%	
Complex Commerc	1	0	1	0	1	0	0	0	2	50%	0%	50%	0%	0%	0%	
Condemnation	1	0	1	0	0	0	0	0	1	100%	0%	0%	0%	0%	0%	
Construction	1	0	1	0	4	1	3	0	9	11%	0%	44%	11%	33%	0%	
Contract/Commer	0	1	1	1	13	14	31	0	60	2%	2%	22%	23%	52%	0%	
Employment	0	0	0	0	0	0	1	0	1	0%	0%	0%	0%	100%	0%	
Lieu of P. Writ	0	0	0	2	0	0	0	0	2	0%	100%	0%	0%	0%	0%	
Medical Malprac	0	0	0	0	5	0	4	0	9	0%	0%	56%	0%	44%	0%	
Name Change	0	0	0	0	0	0	0	19	19	0%	0%	0%	0%	0%	100%	
Other Insurance	0	0	0	0	1	0	1	0	2	0%	0%	50%	0%	50%	0%	
Other MCL	0	0	0	0	0	0	0	0	0	0%	0%	0%	0%	0%	0%	
Other Track 1	0	0	0	0	8	0	13	5	26	0%	0%	31%	0%	50%	19%	
Other Track 3	0	0	0	0	3	0	10	0	13	0%	0%	23%	0%	77%	0%	
Other Track 4	0	0	0	0	2	0	0	0	2	0%	0%	100%	0%	0%	0%	
Personal Injury	0	0	0	0	30	3	40	6	79	0%	0%	38%	4%	51%	8%	
Prod Liability	0	0	0	0	1	0	0	0	1	0%	0%	100%	0%	0%	0%	
Prof Malpractic	0	0	0	0	0	0	1	0	1	0%	0%	0%	0%	100%	0%	
PIP Coverage	0	0	0	0	0	0	0	0	0	0%	0%	0%	0%	0%	0%	
Real Property	0	0	0	0	0	1	2	3	6	0%	0%	0%	17%	33%	50%	
Tort Other	0	0	0	0	4	1	10	2	17	0%	0%	24%	6%	59%	12%	
Toxic Tort	0	0	0	0	0	0	0	0	0	0%	0%	0%	0%	0%	0%	
UM/UIM Bod Inj	0	0	0	0	0	1	1	0	2	0%	0%	0%	50%	50%	0%	
Total	4	1	5	4	100	48	169	38	364	1%	1%	27%	13%	46%	10%	

Monthly Resolutions



**CIVIL BACKLOG BY CASETYPE
FEBRUARY 2025
CAPE MAY**

	Total	Backlog	% chg
Feb 23		102	
Feb 24		110	8%
Feb 25		103	-6%



1) Casetypes with the state's largest backlogs are highlighted.

**CIVIL CASELOAD SUMMARY BY CASETYPE
FEBRUARY 2025
CUMBERLAND**

	Filings			Resolutions			Clearance		Backlog			Backlog Percent		Backlog Per 100 Monthly Filings		Active Pending		
	Jul 2023 to Feb 2024	Jul 2024 to Feb 2025	percent change	Jul 2023 to Feb 2024	Jul 2024 to Feb 2025	percent change	Feb 2025		Feb 2024	Feb 2025	percent change	Feb 2024	Feb 2025	Feb 2024	Feb 2025	Feb 2024	Feb 2025	percent change
							number	percent										
Act on Neg Inst	2	0	-100%	0	1		1	100%	0	0	0%	0%	0%	0	0	2	0	-100%
Asbestos	0	0	0%	0	0	0%	0	100%	0	0	0%	0%	0%	0	0	0	0	0%
Assault & Bat	2	2	0%	4	4	0%	2	200%	2	0	-100%	40%	0%	1,200	0	5	2	-60%
Auto - Pers Inj	138	130	-6%	164	127	-23%	-3	98%	41	45	10%	18%	20%	227	273	224	226	1%
Auto - Property	13	10	-23%	11	13	18%	3	130%	1	0	-100%	8%	0%	71	0	12	15	25%
Book Account	54	69	28%	50	79	58%	10	114%	5	3	-40%	12%	8%	78	38	41	39	-5%
Civil Rights	8	7	-13%	9	4	-56%	-3	57%	5	6	20%	29%	29%	500	655	17	21	24%
Complex Comm	4	1	-75%	0	5		4	500%	1	0	-100%	17%	0%	300	0	6	2	-67%
Condemnation	0	1		0	0	0%	-1	0%	0	0	0%	0%	0%	0	0	0	1	
Construction	4	0	-100%	2	6	200%	6	100%	1	0	-100%	14%	0%	171	0	7	2	-71%
Contract/Comm	75	80	7%	53	77	45%	-3	96%	11	9	-18%	14%	10%	133	92	76	93	22%
Employment	7	2	-71%	1	5	400%	3	250%	0	2		0%	25%	0	480	9	8	-11%
Lieu of P. Writ	6	0	-100%	3	3	0%	3	100%	0	0	0%	0%	0%	0	0	6	3	-50%
Medical Malprac	3	13	333%	7	13	86%	0	100%	9	7	-22%	33%	26%	1,543	560	27	27	0%
Name Change	41	27	-34%	36	29	-19%	2	107%	0	0	0%	0%	0%	0	0	20	10	-50%
Other Insurance	2	3	50%	5	4	-20%	1	133%	1	2	100%	33%	40%	240	343	3	5	67%
Other MCL	0	1		0	0	0%	-1	0%	0	0	0%	0%	0%	0	0	0	1	
Other Track 1	39	52	33%	51	43	-16%	-9	83%	7	6	-14%	27%	16%	133	99	26	38	46%
Other Track 3	21	30	43%	15	35	133%	5	117%	13	7	-46%	23%	13%	422	187	57	56	-2%
Other Track 4	0	11		1	2	100%	-9	18%	5	3	-40%	100%	21%		327	5	14	180%
Personal Injury	94	80	-15%	73	80	10%	0	100%	33	21	-36%	20%	16%	289	227	165	134	-19%
Prod Liability	3	1	-67%	1	2	100%	1	200%	2	1	-50%	40%	20%	800	600	5	5	0%
Prof Malpractic	2	2	0%	4	2	-50%	0	100%	1	1	0%	20%	11%	400	200	5	9	80%
PIP Coverage	0	0	0%	3	1	-67%	1	100%	0	0	0%	0%	0%	0	0	0	0	0%
Real Property	2	4	100%	5	3	-40%	-1	75%	1	1	0%	50%	25%	400	240	2	4	100%
Tort Other	25	17	-32%	14	18	29%	1	106%	5	6	20%	15%	21%	194	288	34	29	-15%
Toxic Tort	0	0	0%	1	0	-100%	0	100%	0	0	0%	0%	0%	0	0	0	1	
UM/UIM Bod Inj	9	15	67%	6	16	167%	1	107%	4	6	50%	18%	27%	267	300	22	22	0%
Total	554	558	1%	519	572	10%	14	103%	148	126	-15%	19%	16%	215	184	776	767	-1%

CIVIL BACKLOG SUMMARY BY CASETYPE

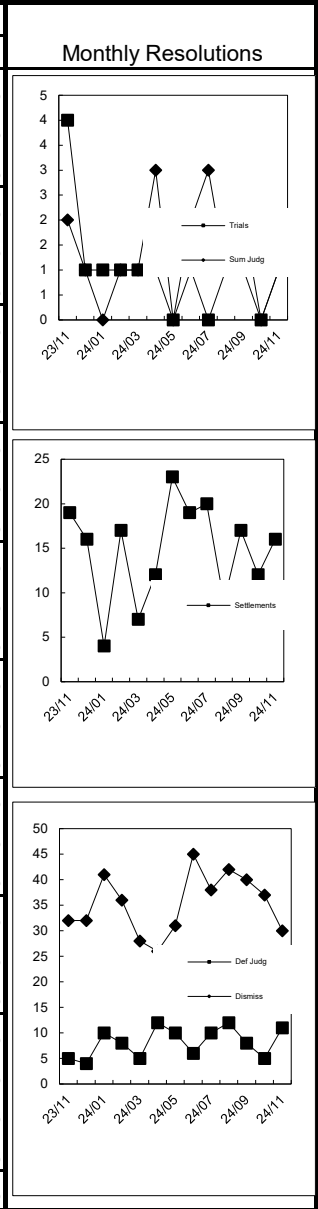
February 2025

CUMBERLAND

	Cases in Backlog															Total Backlog
	Track 1					Track 2				Track 3			Track 4			
	12 to 18 months	18 to 24 months	24 to 36 months	over 36 months	Total Track 1	18 to 24 months	24 to 36 months	over 36 months	Total Track 2	24 to 36 months	over 36 months	Total Track 3	24 to 36 months	over 36 months	Total Track 4	
Act on Neg Inst	0	0	0	0	0	0	0	0	0	0	0	0	0	0	0	0
Asbestos	0	0	0	0	0	0	0	0	0	0	0	0	0	0	0	0
Assault & Bat	0	0	0	0	0	0	0	0	0	0	0	0	0	0	0	0
Auto - Pers Inj	0	0	0	0	0	22	21	2	45	0	0	0	0	0	0	45
Auto - Property	0	0	0	0	0	0	0	0	0	0	0	0	0	0	0	0
Book Account	1	0	2	0	3	0	0	0	0	0	0	0	0	0	0	3
Civil Rights	0	0	0	0	0	0	0	0	0	4	2	6	0	0	0	6
Complex Comm	0	0	0	0	0	0	0	0	0	0	0	0	0	0	0	0
Condemnation	0	0	0	0	0	0	0	0	0	0	0	0	0	0	0	0
Construction	0	0	0	0	0	0	0	0	0	0	0	0	0	0	0	0
Contract/Comm	0	0	0	0	0	3	5	1	9	0	0	0	0	0	0	9
Employment	0	0	0	0	0	1	1	0	2	0	0	0	0	0	0	2
Lieu of P. Writ	0	0	0	0	0	0	0	0	0	0	0	0	0	0	0	0
Medical Malprac	0	0	0	0	0	0	0	0	0	5	2	7	0	0	0	7
Name Change	0	0	0	0	0	0	0	0	0	0	0	0	0	0	0	0
Other Insurance	0	1	1	0	2	0	0	0	0	0	0	0	0	0	0	2
Other MCL	0	0	0	0	0	0	0	0	0	0	0	0	0	0	0	0
Other Track 1	2	1	1	1	5	0	0	0	0	0	1	1	0	0	0	6
Other Track 3	0	0	0	0	0	0	0	0	0	5	2	7	0	0	0	7
Other Track 4	0	0	0	0	0	0	0	0	0	0	0	0	0	3	3	3
Personal Injury	0	0	0	0	0	9	7	5	21	0	0	0	0	0	0	21
Prod Liability	0	0	0	0	0	0	0	0	0	0	1	1	0	0	0	1
Prof Malpractic	0	0	0	0	0	0	0	0	0	0	1	1	0	0	0	1
PIP Coverage	0	0	0	0	0	0	0	0	0	0	0	0	0	0	0	0
Real Property	0	0	0	0	0	0	0	0	0	0	1	1	0	0	0	1
Tort Other	0	0	0	0	0	1	3	1	5	0	1	1	0	0	0	6
Toxic Tort	0	0	0	0	0	0	0	0	0	0	0	0	0	0	0	0
UM/UIM Bod Inj	0	0	0	0	0	3	2	1	6	0	0	0	0	0	0	6
Total	3	2	4	1	10	39	39	10	88	14	11	25	0	3	3	126

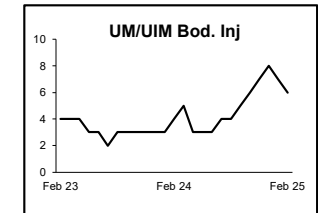
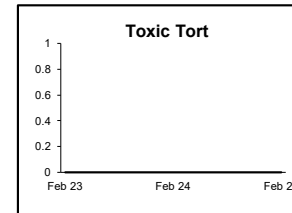
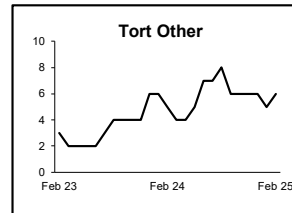
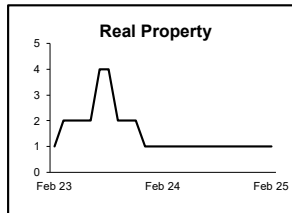
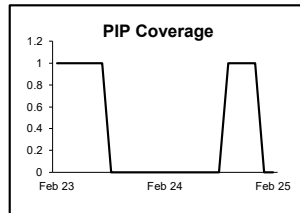
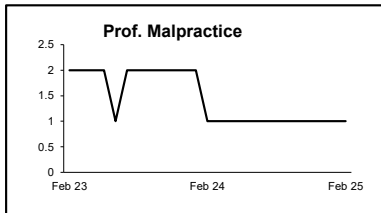
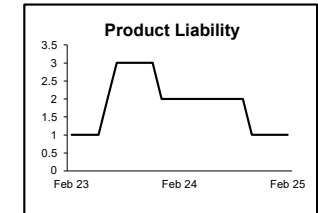
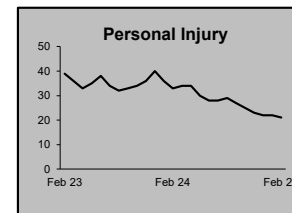
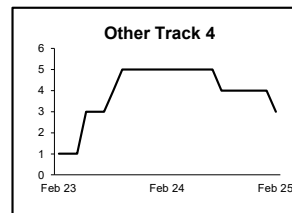
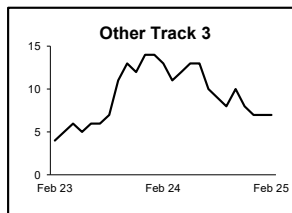
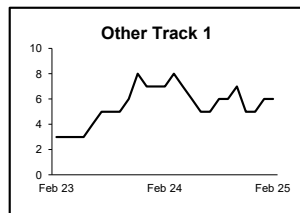
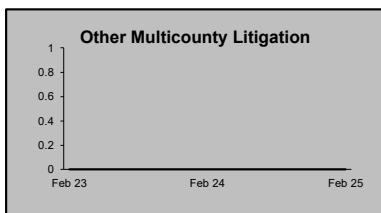
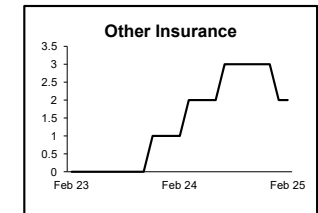
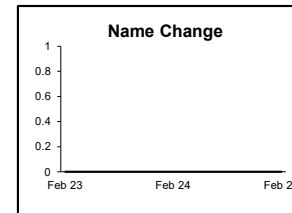
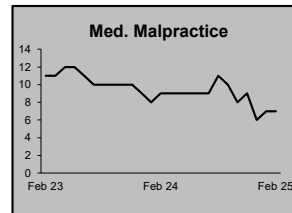
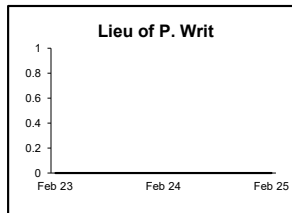
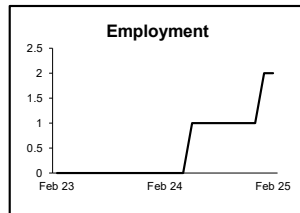
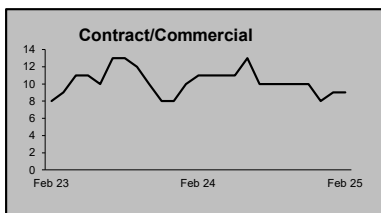
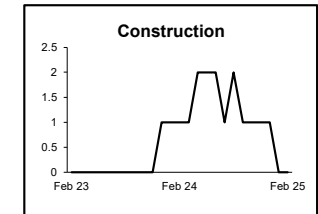
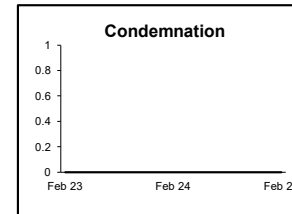
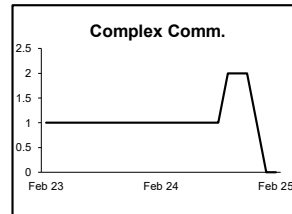
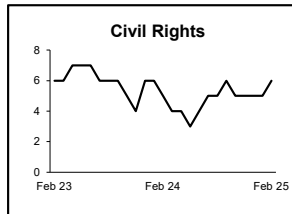
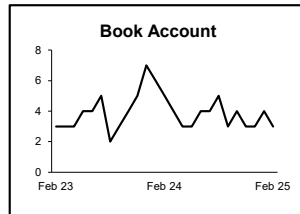
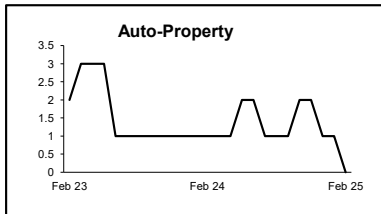
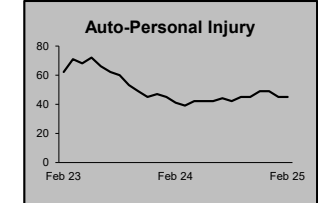
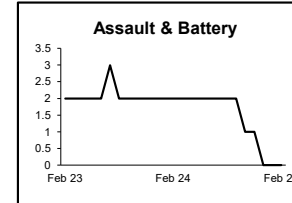
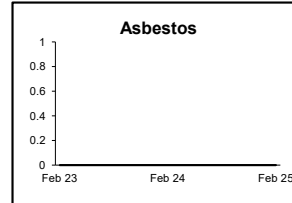

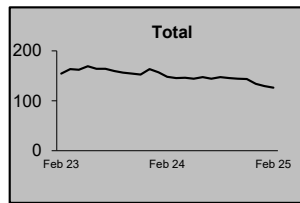
**CIVIL RESOLUTION SUMMARY BY CASETYPE
JULY 2024 - FEBRUARY 2025
CUMBERLAND**

	Trial			Summary					Total	Percent resolved by					
	Jury	Nonjury	Total	Judgment	Settlement	Default Judgment	Dismiss	Other		Trial	Sum Jud	Settle	Default J	Dismiss	Other
Act on Neg Inst	0	0	0	0	0	1	0	0	1	0%	0%	0%	100%	0%	0%
Asbestos	0	0	0	0	0	0	0	0	0	0%	0%	0%	0%	0%	0%
Assault & Bat	0	0	0	0	1	0	3	0	4	0%	0%	25%	0%	75%	0%
Auto - Pers Inj	1	0	1	1	31	4	88	2	127	1%	1%	24%	3%	69%	2%
Auto - Property	0	0	0	0	4	7	2	0	13	0%	0%	31%	54%	15%	0%
Book Account	0	1	1	0	21	25	29	3	79	1%	0%	27%	32%	37%	4%
Civil Rights	0	0	0	1	0	1	2	0	4	0%	25%	0%	25%	50%	0%
Complex Commerc	0	0	0	0	1	0	1	3	5	0%	0%	20%	0%	20%	60%
Condemnation	0	0	0	0	0	0	0	0	0	0%	0%	0%	0%	0%	0%
Construction	0	1	1	0	1	1	3	0	6	17%	0%	17%	17%	50%	0%
Contract/Commer	0	1	1	3	12	20	36	5	77	1%	4%	16%	26%	47%	6%
Employment	0	0	0	0	1	0	4	0	5	0%	0%	20%	0%	80%	0%
Lieu of P. Writ	0	0	0	0	0	0	3	0	3	0%	0%	0%	0%	100%	0%
Medical Malprac	0	0	0	1	8	0	3	1	13	0%	8%	62%	0%	23%	8%
Name Change	0	0	0	0	0	0	8	21	29	0%	0%	0%	0%	28%	72%
Other Insurance	0	0	0	0	1	3	0	0	4	0%	0%	25%	75%	0%	0%
Other MCL	0	0	0	0	0	0	0	0	0	0%	0%	0%	0%	0%	0%
Other Track 1	0	0	0	0	4	4	25	10	43	0%	0%	9%	9%	58%	23%
Other Track 3	0	0	0	5	8	0	15	7	35	0%	14%	23%	0%	43%	20%
Other Track 4	0	0	0	0	0	0	2	0	2	0%	0%	0%	0%	100%	0%
Personal Injury	0	0	0	0	21	3	47	9	80	0%	0%	26%	4%	59%	11%
Prod Liability	0	0	0	0	1	0	1	0	2	0%	0%	50%	0%	50%	0%
Prof Malpractic	0	0	0	0	0	0	2	0	2	0%	0%	0%	0%	100%	0%
PIP Coverage	0	0	0	0	0	0	1	0	1	0%	0%	0%	0%	100%	0%
Real Property	0	0	0	0	2	0	1	0	3	0%	0%	67%	0%	33%	0%
Tort Other	1	0	1	1	4	5	6	1	18	6%	6%	22%	28%	33%	6%
Toxic Tort	0	0	0	0	0	0	0	0	0	0%	0%	0%	0%	0%	0%
UM/UIM Bod Inj	0	0	0	0	7	0	7	2	16	0%	0%	44%	0%	44%	13%
Total	2	3	5	12	128	74	289	64	572	1%	2%	22%	13%	51%	11%



**CIVIL BACKLOG BY CASETYPE
FEBRUARY 2025
CUMBERLAND**

	Total	Backlog	% chg
Feb 23		154	
Feb 24		148	-4%
Feb 25		126	-15%



1) Casetypes with the state's largest backlogs are highlighted.

**CIVIL CASELOAD SUMMARY BY CASETYPE
FEBRUARY 2025
ESSEX**

	Filings			Resolutions			Clearance		Backlog			Backlog Percent		Backlog Per 100 Monthly Filings		Active Pending		
	Jul 2023 to Feb 2024	Jul 2024 to Feb 2025	percent change	Jul 2023 to Feb 2024	Jul 2024 to Feb 2025	percent change	Feb 2025		Feb 2024	Feb 2025	percent change	Feb 2024	Feb 2025	Feb 2024	Feb 2025	Feb 2024	Feb 2025	percent change
							number	percent										
Act on Neg Inst	13	13	0%	9	15	67%	2	115%	6	4	-33%	32%	31%	327	240	19	13	-32%
Asbestos	0	0	0%	0	0	0%	0	100%	0	0	0%	0%	0%	0	0	0	0	0%
Assault & Bat	14	11	-21%	10	32	220%	21	291%	143	457	220%	82%	94%	8,580	39,171	174	486	179%
Auto - Pers Inj	2,581	2,848	10%	2,770	3,021	9%	173	106%	2,027	1,312	-35%	35%	25%	626	382	5,746	5,227	-9%
Auto - Property	140	122	-13%	91	138	52%	16	113%	19	12	-37%	12%	10%	121	79	156	122	-22%
Book Account	634	790	25%	449	663	48%	-127	84%	86	52	-40%	14%	8%	118	57	600	673	12%
Civil Rights	42	36	-14%	37	49	32%	13	136%	112	51	-54%	64%	50%	2,133	1,003	176	102	-42%
Complex Comm	37	25	-32%	32	27	-16%	2	108%	67	36	-46%	45%	60%	1,386	720	149	60	-60%
Condemnation	1	1	0%	0	1		0	100%	1	2	100%	25%	40%	600	1,200	4	5	25%
Construction	23	33	43%	43	59	37%	26	179%	83	42	-49%	69%	50%	2,264	1,029	121	84	-31%
Contract/Comm	484	606	25%	525	659	26%	53	109%	205	174	-15%	28%	21%	319	227	744	817	10%
Employment	35	27	-23%	24	19	-21%	-8	70%	19	17	-11%	32%	26%	465	392	59	66	12%
Lieu of P. Writ	26	7	-73%	12	22	83%	15	314%	21	19	-10%	34%	39%	681	1,754	62	49	-21%
Medical Malprac	71	74	4%	104	120	15%	46	162%	214	158	-26%	56%	51%	2,293	1,607	382	311	-19%
Name Change	187	227	21%	187	211	13%	-16	93%	1	3	200%	1%	3%	5	11	68	87	28%
Other Insurance	36	52	44%	42	52	24%	0	100%	30	14	-53%	47%	25%	750	271	64	55	-14%
Other MCL	1	0	-100%	0	0	0%	0	100%	0	0	0%	0%	0%	0	0	0	1	
Other Track 1	259	270	4%	266	298	12%	28	110%	148	71	-52%	39%	24%	427	199	384	296	-23%
Other Track 3	161	192	19%	152	179	18%	-13	93%	137	120	-12%	32%	27%	694	518	428	440	3%
Other Track 4	26	37	42%	16	18	13%	-19	49%	45	26	-42%	47%	33%	1,317	600	95	79	-17%
Personal Injury	1,017	1,044	3%	1,025	1,231	20%	187	118%	1,206	864	-28%	42%	35%	911	663	2,865	2,466	-14%
Prod Liability	16	15	-6%	25	15	-40%	0	100%	18	17	-6%	44%	39%	864	785	41	44	7%
Prof Malpractic	27	34	26%	51	30	-41%	-4	88%	48	49	2%	47%	44%	1,152	1,225	103	112	9%
PIP Coverage	16	15	-6%	16	15	-6%	0	100%	7	3	-57%	35%	27%	365	189	20	11	-45%
Real Property	37	31	-16%	27	36	33%	5	116%	14	12	-14%	29%	31%	343	335	49	39	-20%
Tort Other	119	132	11%	130	143	10%	11	108%	193	105	-46%	53%	38%	1,252	578	361	278	-23%
Toxic Tort	3	2	-33%	5	1	-80%	-1	50%	4	4	0%	44%	57%	1,200	2,400	9	7	-22%
UM/UIM Bod Inj	124	119	-4%	108	145	34%	26	122%	66	50	-24%	28%	23%	421	311	238	213	-11%
Total	6,130	6,763	10%	6,156	7,199	17%	436	106%	4,920	3,674	-25%	38%	30%	638	442	13,117	12,143	-7%

CIVIL BACKLOG SUMMARY BY CASETYPE

February 2025

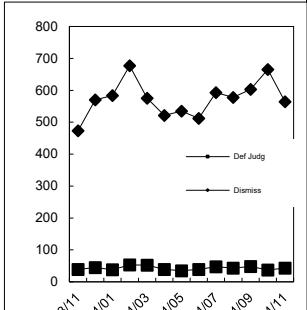
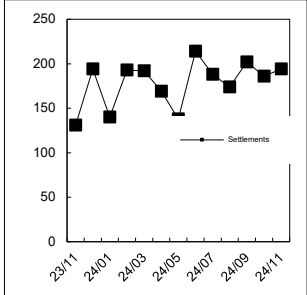
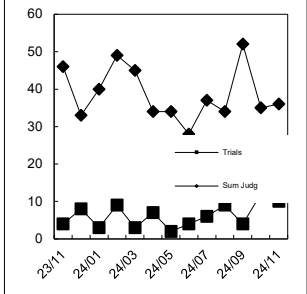
ESSEX

	Cases in Backlog															Total Backlog
	Track 1					Track 2				Track 3			Track 4			
	12 to 18 months	18 to 24 months	24 to 36 months	over 36 months	Total Track 1	18 to 24 months	24 to 36 months	over 36 months	Total Track 2	24 to 36 months	over 36 months	Total Track 3	24 to 36 months	over 36 months	Total Track 4	
Act on Neg Inst	2	0	1	1	4	0	0	0	0	0	0	0	0	0	0	4
Asbestos	0	0	0	0	0	0	0	0	0	0	0	0	0	0	0	0
Assault & Bat	0	0	0	0	0	0	0	0	0	14	443	457	0	0	0	457
Auto - Pers Inj	0	0	0	0	0	578	461	273	1,312	0	0	0	0	0	0	1,312
Auto - Property	0	0	0	0	0	4	6	2	12	0	0	0	0	0	0	12
Book Account	26	11	10	5	52	0	0	0	0	0	0	0	0	0	0	52
Civil Rights	0	0	0	0	0	0	0	0	0	15	36	51	0	0	0	51
Complex Comm	0	0	0	0	0	0	0	0	0	0	0	0	9	27	36	36
Condemnation	0	0	0	0	0	0	0	0	0	2	0	2	0	0	0	2
Construction	0	0	0	0	0	7	6	29	42	0	0	0	0	0	0	42
Contract/Comm	0	0	0	0	0	52	65	57	174	0	0	0	0	0	0	174
Employment	0	0	0	0	0	7	6	4	17	0	0	0	0	0	0	17
Lieu of P. Writ	0	0	0	0	0	0	0	0	0	0	0	0	6	13	19	19
Medical Malprac	0	0	0	0	0	0	0	0	0	60	98	158	0	0	0	158
Name Change	2	1	0	0	3	0	0	0	0	0	0	0	0	0	0	3
Other Insurance	6	1	3	4	14	0	0	0	0	0	0	0	0	0	0	14
Other MCL	0	0	0	0	0	0	0	0	0	0	0	0	0	0	0	0
Other Track 1	33	11	11	11	66	0	0	2	2	0	3	3	0	0	0	71
Other Track 3	0	0	0	0	0	0	0	0	0	59	61	120	0	0	0	120
Other Track 4	0	0	0	0	0	0	0	0	0	0	0	0	3	23	26	26
Personal Injury	0	0	0	0	0	332	319	213	864	0	0	0	0	0	0	864
Prod Liability	0	0	0	0	0	0	0	0	0	6	11	17	0	0	0	17
Prof Malpractic	0	0	0	0	0	0	0	0	0	18	31	49	0	0	0	49
PIP Coverage	1	0	2	0	3	0	0	0	0	0	0	0	0	0	0	3
Real Property	3	4	3	2	12	0	0	0	0	0	0	0	0	0	0	12
Tort Other	0	0	0	0	0	27	36	42	105	0	0	0	0	0	0	105
Toxic Tort	0	0	0	0	0	0	0	0	0	2	2	4	0	0	0	4
UM/UIM Bod Inj	0	0	0	0	0	20	17	13	50	0	0	0	0	0	0	50
Total	73	28	30	23	154	1,027	916	635	2,578	176	685	861	18	63	81	3,674

**CIVIL RESOLUTION SUMMARY BY CASETYPE
JULY 2024 - FEBRUARY 2025
ESSEX**

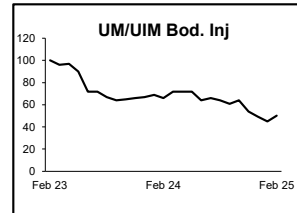
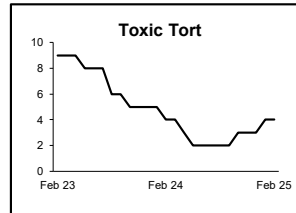
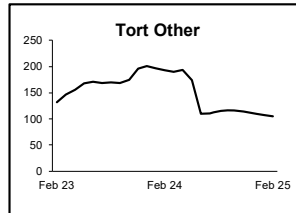
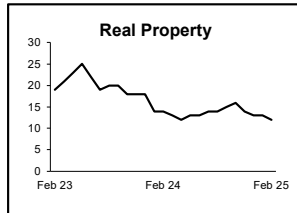
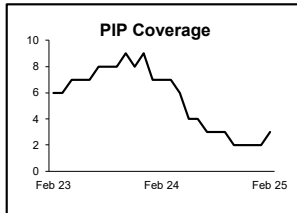
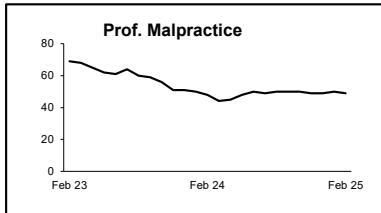
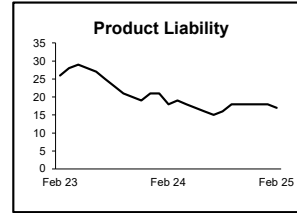
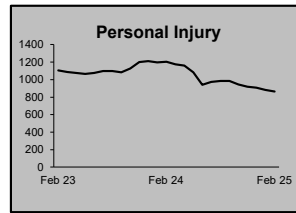
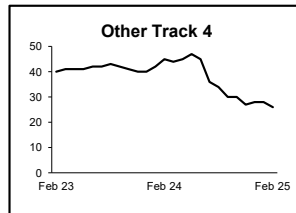
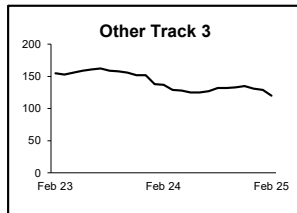
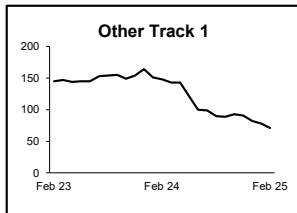
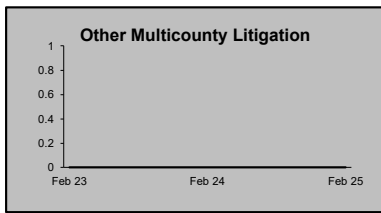
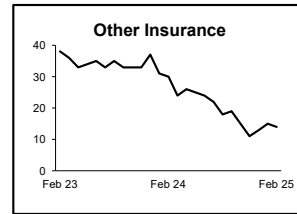
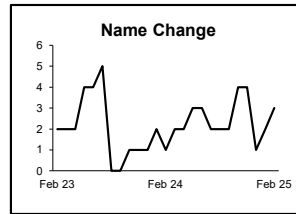
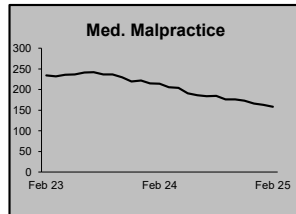
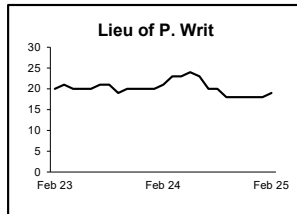
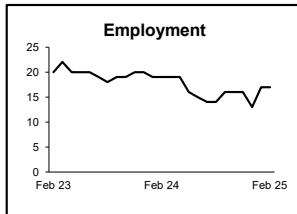
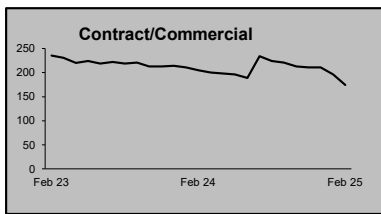
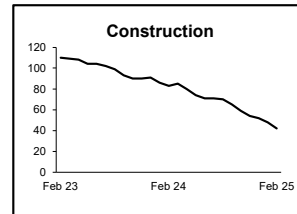
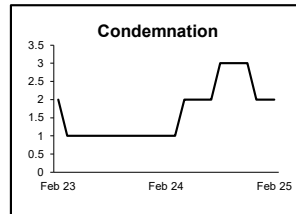
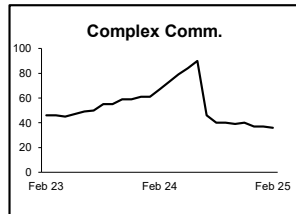
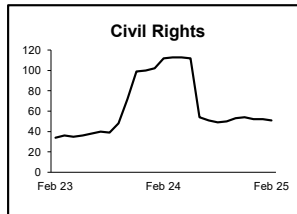
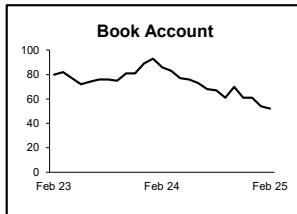
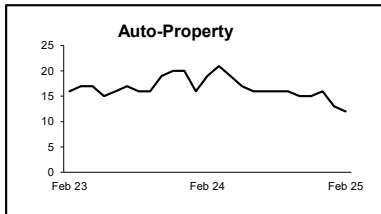
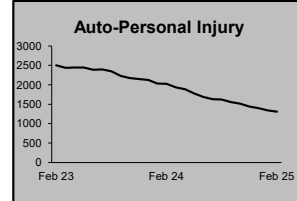
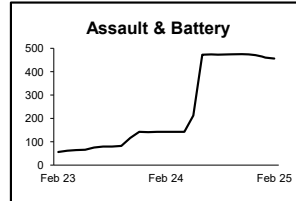
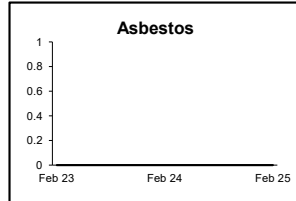
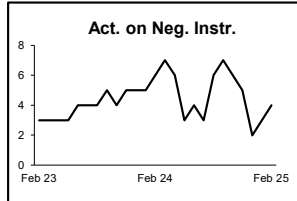
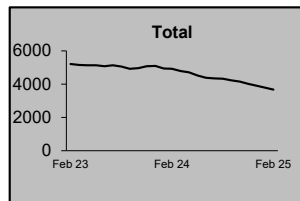
	Trial			Summary					Total	Percent resolved by					
	Jury	Nonjury	Total	Judgment	Settlement	Default Judgment	Dismiss	Other		Trial	Sum Jud	Settle	Default J	Dismiss	Other
Act on Neg Inst	0	0	0	5	0	5	5	0	15	0%	33%	0%	33%	33%	0%
Asbestos	0	0	0	0	0	0	0	0	0	0%	0%	0%	0%	0%	0%
Assault & Bat	0	0	0	0	7	0	24	1	32	0%	0%	22%	0%	75%	3%
Auto - Pers Inj	17	2	19	63	688	12	2,109	130	3,021	1%	2%	23%	0%	70%	4%
Auto - Property	0	0	0	5	15	41	76	1	138	0%	4%	11%	30%	55%	1%
Book Account	0	2	2	54	90	159	357	1	663	0%	8%	14%	24%	54%	0%
Civil Rights	0	0	0	1	6	0	38	4	49	0%	2%	12%	0%	78%	8%
Complex Commerc	1	0	1	3	5	0	16	2	27	4%	11%	19%	0%	59%	7%
Condemnation	0	0	0	1	0	0	0	0	1	0%	100%	0%	0%	0%	0%
Construction	3	1	4	6	23	1	25	0	59	7%	10%	39%	2%	42%	0%
Contract/Commer	0	3	3	68	97	85	388	18	659	0%	10%	15%	13%	59%	3%
Employment	0	0	0	0	4	0	14	1	19	0%	0%	21%	0%	74%	5%
Lieu of P. Writ	0	0	0	2	0	0	20	0	22	0%	9%	0%	0%	91%	0%
Medical Malprac	4	0	4	1	38	0	66	11	120	3%	1%	32%	0%	55%	9%
Name Change	0	0	0	0	0	0	17	194	211	0%	0%	0%	0%	8%	92%
Other Insurance	1	0	1	2	10	0	35	4	52	2%	4%	19%	0%	67%	8%
Other MCL	0	0	0	0	0	0	0	0	0	0%	0%	0%	0%	0%	0%
Other Track 1	1	0	1	31	59	10	183	14	298	0%	10%	20%	3%	61%	5%
Other Track 3	4	0	4	3	35	1	109	27	179	2%	2%	20%	1%	61%	15%
Other Track 4	1	0	1	4	2	1	10	0	18	6%	22%	11%	6%	56%	0%
Personal Injury	13	0	13	30	315	7	809	57	1,231	1%	2%	26%	1%	66%	5%
Prod Liability	0	0	0	1	1	0	7	6	15	0%	7%	7%	0%	47%	40%
Prof Malpractic	0	0	0	1	5	0	22	2	30	0%	3%	17%	0%	73%	7%
PIP Coverage	0	0	0	0	3	0	12	0	15	0%	0%	20%	0%	80%	0%
Real Property	0	0	0	3	6	4	23	0	36	0%	8%	17%	11%	64%	0%
Tort Other	1	0	1	5	29	4	95	9	143	1%	3%	20%	3%	66%	6%
Toxic Tort	0	0	0	0	0	0	1	0	1	0%	0%	0%	0%	100%	0%
UM/UIM Bod Inj	0	0	0	1	27	1	110	6	145	0%	1%	19%	1%	76%	4%
Total	46	8	54	290	1,465	331	4,571	488	7,199	1%	4%	20%	5%	63%	7%

Monthly Resolutions



**CIVIL BACKLOG BY CASETYPE
FEBRUARY 2025
ESSEX**

	Total	Backlog	% chg
Feb 23		5,209	
Feb 24		4,920	-6%
Feb 25		3,674	-25%



1) Casetypes with the state's largest backlogs are highlighted.

**CIVIL CASELOAD SUMMARY BY CASETYPE
FEBRUARY 2025
GLOUCESTER**

	Filings			Resolutions			Clearance		Backlog			Backlog Percent		Backlog Per 100 Monthly Filings		Active Pending		
	Jul 2023 to Feb 2024	Jul 2024 to Feb 2025	percent change	Jul 2023 to Feb 2024	Jul 2024 to Feb 2025	percent change	Feb 2025		Feb 2024	Feb 2025	percent change	Feb 2024	Feb 2025	Feb 2024	Feb 2025	Feb 2024	Feb 2025	percent change
							number	percent										
Act on Neg Inst	3	4	33%	4	3	-25%	-1	75%	0	1		0%	33%	0	240	2	3	50%
Asbestos	0	0	0%	0	0	0%	0	100%	0	0	0%	0%	0%	0	0	0	0	0%
Assault & Bat	3	1	-67%	2	1	-50%	0	100%	1	3	200%	20%	43%	400	1,200	5	7	40%
Auto - Pers Inj	233	266	14%	281	252	-10%	-14	95%	75	62	-17%	19%	15%	254	191	394	405	3%
Auto - Property	32	12	-63%	19	24	26%	12	200%	0	3		0%	17%	0	164	31	18	-42%
Book Account	119	186	56%	112	153	37%	-33	82%	1	6	500%	1%	4%	7	26	81	149	84%
Civil Rights	14	9	-36%	9	15	67%	6	167%	3	2	-33%	19%	14%	180	150	16	14	-13%
Complex Comm	3	2	-33%	4	4	0%	2	200%	3	3	0%	43%	50%	720	720	7	6	-14%
Condemnation	5	5	0%	3	2	-33%	-3	40%	0	0	0%	0%	0%	0	0	2	6	200%
Construction	8	2	-75%	8	8	0%	6	400%	2	0	-100%	18%	0%	185	0	11	2	-82%
Contract/Comm	140	162	16%	147	145	-1%	-17	90%	18	17	-6%	12%	8%	106	76	150	209	39%
Employment	5	10	100%	5	9	80%	-1	90%	0	2		0%	22%	0	171	7	9	29%
Lieu of P. Writ	8	8	0%	11	14	27%	6	175%	1	1	0%	7%	7%	75	71	14	14	0%
Medical Malprac	24	15	-38%	21	8	-62%	-7	53%	26	27	4%	43%	42%	1,076	1,543	60	65	8%
Name Change	60	84	40%	53	94	77%	10	112%	0	0	0%	0%	0%	0	0	19	26	37%
Other Insurance	5	1	-80%	5	8	60%	7	800%	2	0	-100%	33%	0%	343	0	6	1	-83%
Other MCL	0	0	0%	0	0	0%	0	100%	0	0	0%	0%	0%	0	0	0	0	0%
Other Track 1	65	97	49%	90	81	-10%	-16	84%	7	14	100%	11%	15%	72	114	61	92	51%
Other Track 3	60	56	-7%	49	42	-14%	-14	75%	8	11	38%	8%	10%	104	161	95	106	12%
Other Track 4	1	18	>999%	4	4	0%	-14	22%	12	8	-33%	75%	31%	7,200	457	16	26	63%
Personal Injury	148	145	-2%	153	132	-14%	-13	91%	44	61	39%	16%	21%	230	313	267	288	8%
Prod Liability	6	2	-67%	5	3	-40%	1	150%	2	1	-50%	22%	11%	343	300	9	9	0%
Prof Malpractic	6	1	-83%	13	7	-46%	6	700%	8	6	-25%	38%	43%	960	3,600	21	14	-33%
PIP Coverage	1	4	300%	0	3		-1	75%	1	1	0%	50%	33%	1,200	240	2	3	50%
Real Property	5	9	80%	5	9	80%	0	100%	2	1	-50%	25%	13%	240	80	8	8	0%
Tort Other	19	23	21%	30	27	-10%	4	117%	10	6	-40%	32%	20%	364	189	31	30	-3%
Toxic Tort	0	0	0%	0	0	0%	0	100%	0	0	0%	0%	0%	0	0	0	0	0%
UM/UIM Bod Inj	20	16	-20%	28	21	-25%	5	131%	6	13	117%	14%	36%	195	678	42	36	-14%
Total	993	1,138	15%	1,061	1,069	1%	-69	94%	232	249	7%	17%	16%	183	171	1,357	1,546	14%

CIVIL BACKLOG SUMMARY BY CASETYPE

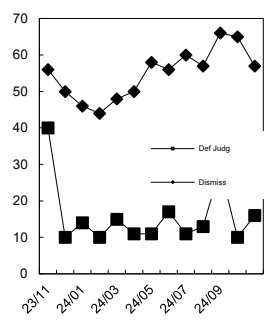
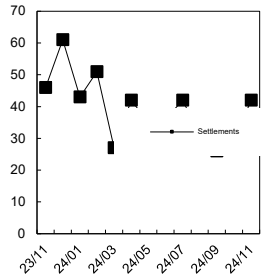
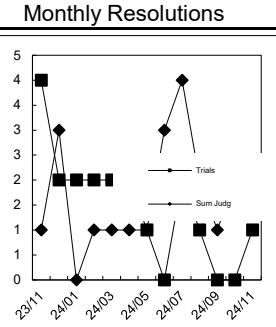
February 2025

GLOUCESTER

	Cases in Backlog															Total Backlog
	Track 1					Track 2				Track 3			Track 4			
	12 to 18 months	18 to 24 months	24 to 36 months	over 36 months	Total Track 1	18 to 24 months	24 to 36 months	over 36 months	Total Track 2	24 to 36 months	over 36 months	Total Track 3	24 to 36 months	over 36 months	Total Track 4	
Act on Neg Inst	1	0	0	0	1	0	0	0	0	0	0	0	0	0	0	1
Asbestos	0	0	0	0	0	0	0	0	0	0	0	0	0	0	0	0
Assault & Bat	0	0	0	0	0	0	0	0	0	2	1	3	0	0	0	3
Auto - Pers Inj	0	0	0	0	0	35	22	5	62	0	0	0	0	0	0	62
Auto - Property	0	0	0	0	0	3	0	0	3	0	0	0	0	0	0	3
Book Account	6	0	0	0	6	0	0	0	0	0	0	0	0	0	0	6
Civil Rights	0	0	0	0	0	0	0	0	0	0	2	2	0	0	0	2
Complex Comm	0	0	0	0	0	0	0	0	0	0	0	0	1	2	3	3
Condemnation	0	0	0	0	0	0	0	0	0	0	0	0	0	0	0	0
Construction	0	0	0	0	0	0	0	0	0	0	0	0	0	0	0	0
Contract/Comm	1	0	0	0	1	5	7	3	15	1	0	1	0	0	0	17
Employment	0	0	0	0	0	1	1	0	2	0	0	0	0	0	0	2
Lieu of P. Writ	0	0	0	0	0	0	0	0	0	0	0	0	1	0	1	1
Medical Malprac	0	0	0	0	0	0	0	0	0	11	16	27	0	0	0	27
Name Change	0	0	0	0	0	0	0	0	0	0	0	0	0	0	0	0
Other Insurance	0	0	0	0	0	0	0	0	0	0	0	0	0	0	0	0
Other MCL	0	0	0	0	0	0	0	0	0	0	0	0	0	0	0	0
Other Track 1	6	5	0	1	12	0	1	0	1	0	1	1	0	0	0	14
Other Track 3	0	0	0	0	0	0	0	0	0	9	2	11	0	0	0	11
Other Track 4	0	0	0	0	0	0	0	0	0	0	0	0	1	7	8	8
Personal Injury	0	0	0	0	0	29	26	5	60	0	1	1	0	0	0	61
Prod Liability	0	0	0	0	0	0	0	0	0	0	1	1	0	0	0	1
Prof Malpractic	0	0	0	0	0	0	0	0	0	3	3	6	0	0	0	6
PIP Coverage	0	0	1	0	1	0	0	0	0	0	0	0	0	0	0	1
Real Property	0	0	0	1	1	0	0	0	0	0	0	0	0	0	0	1
Tort Other	0	0	0	0	0	2	3	1	6	0	0	0	0	0	0	6
Toxic Tort	0	0	0	0	0	0	0	0	0	0	0	0	0	0	0	0
UM/UIM Bod Inj	0	0	0	0	0	6	6	1	13	0	0	0	0	0	0	13
Total	14	5	1	2	22	81	66	15	162	26	27	53	3	9	12	249

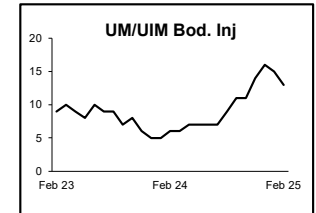
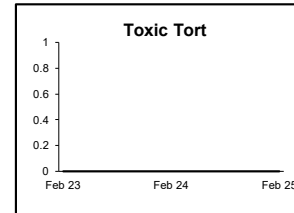
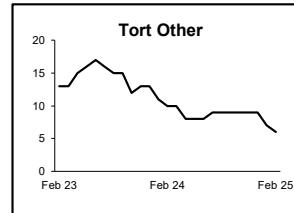
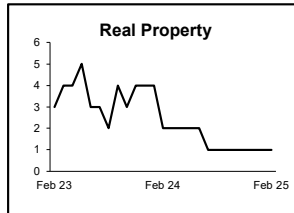
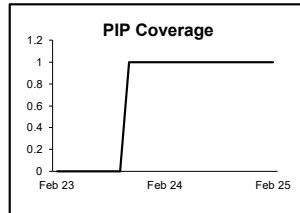
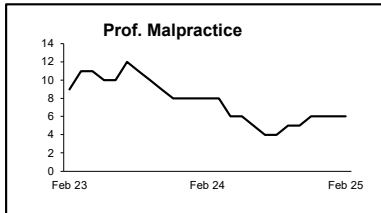
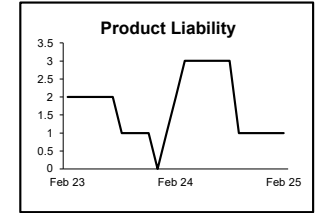
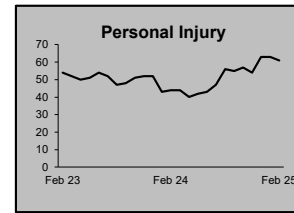
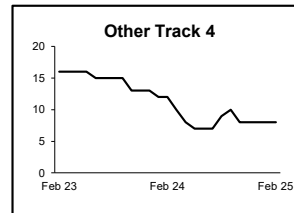
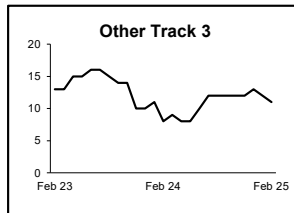
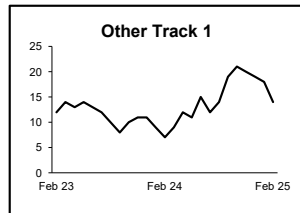
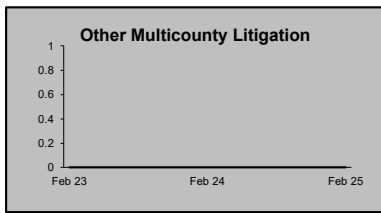
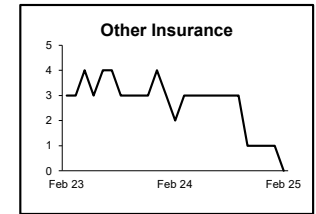
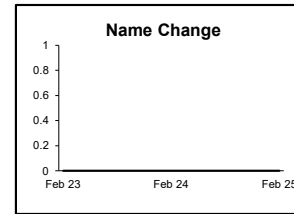
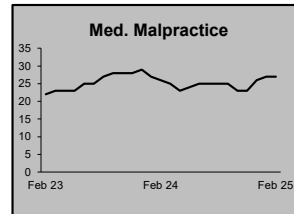
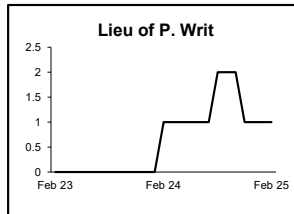
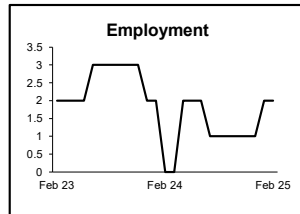
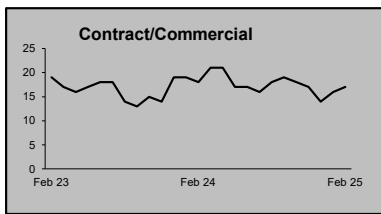
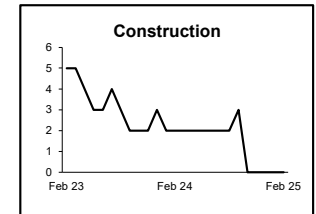
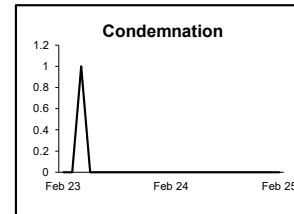
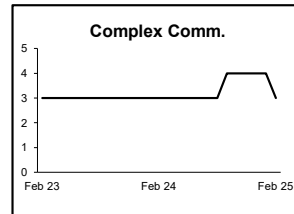
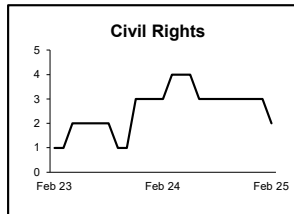
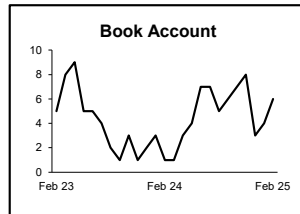
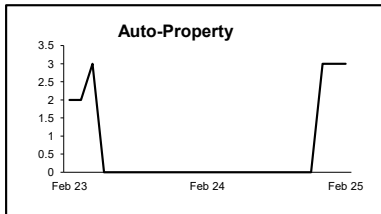
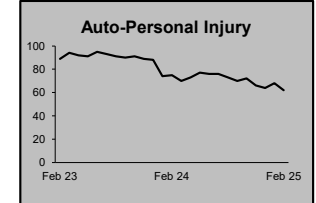
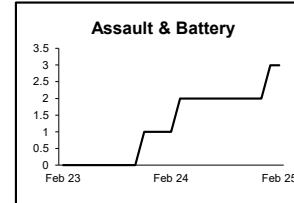
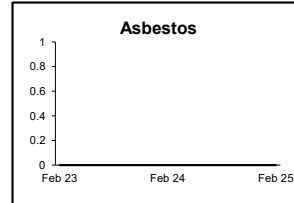
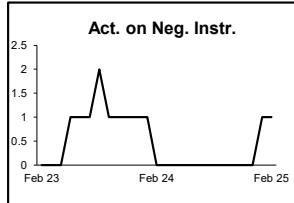
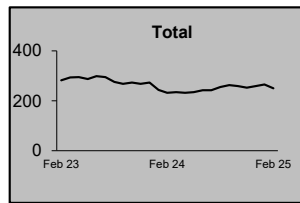
**CIVIL RESOLUTION SUMMARY BY CASETYPE
JULY 2024 - FEBRUARY 2025
GLOUCESTER**

	Trial			Summary					Total	Percent resolved by						Monthly Resolutions
	Jury	Nonjury	Total	Judgment	Settlement	Default Judgment	Dismiss	Other		Trial	Sum Jud	Settle	Default J	Dismiss	Other	
Act on Neg Inst	0	0	0	0	0	2	1	0	3	0%	0%	0%	67%	33%	0%	
Asbestos	0	0	0	0	0	0	0	0	0	0%	0%	0%	0%	0%	0%	
Assault & Bat	0	0	0	0	0	0	0	1	1	0%	0%	0%	0%	0%	100%	
Auto - Pers Inj	4	0	4	2	102	0	132	12	252	2%	1%	40%	0%	52%	5%	
Auto - Property	0	0	0	0	4	10	10	0	24	0%	0%	17%	42%	42%	0%	
Book Account	0	1	1	3	39	52	57	1	153	1%	2%	25%	34%	37%	1%	
Civil Rights	0	0	0	0	1	0	11	3	15	0%	0%	7%	0%	73%	20%	
Complex Commerc	0	0	0	0	1	0	1	2	4	0%	0%	25%	0%	25%	50%	
Condemnation	0	0	0	0	0	0	0	2	2	0%	0%	0%	0%	0%	100%	
Construction	0	0	0	0	5	0	3	0	8	0%	0%	63%	0%	38%	0%	
Contract/Commer	1	0	1	6	25	31	76	6	145	1%	4%	17%	21%	52%	4%	
Employment	0	0	0	1	1	0	2	5	9	0%	11%	11%	0%	22%	56%	
Lieu of P. Writ	0	0	0	0	2	0	10	2	14	0%	0%	14%	0%	71%	14%	
Medical Malprac	0	0	0	0	5	0	3	0	8	0%	0%	63%	0%	38%	0%	
Name Change	0	0	0	0	0	0	3	91	94	0%	0%	0%	0%	3%	97%	
Other Insurance	0	0	0	0	2	1	5	0	8	0%	0%	25%	13%	63%	0%	
Other MCL	0	0	0	0	0	0	0	0	0	0%	0%	0%	0%	0%	0%	
Other Track 1	0	1	1	0	17	6	34	23	81	1%	0%	21%	7%	42%	28%	
Other Track 3	0	0	0	1	11	1	21	8	42	0%	2%	26%	2%	50%	19%	
Other Track 4	0	0	0	0	1	1	1	1	4	0%	0%	25%	25%	25%	25%	
Personal Injury	0	0	0	3	44	7	64	14	132	0%	2%	33%	5%	48%	11%	
Prod Liability	0	0	0	0	2	0	1	0	3	0%	0%	67%	0%	33%	0%	
Prof Malpractic	0	0	0	0	2	1	3	1	7	0%	0%	29%	14%	43%	14%	
PIP Coverage	0	0	0	0	0	0	3	0	3	0%	0%	0%	0%	100%	0%	
Real Property	0	0	0	0	2	0	6	1	9	0%	0%	22%	0%	67%	11%	
Tort Other	0	0	0	0	5	6	14	2	27	0%	0%	19%	22%	52%	7%	
Toxic Tort	0	0	0	0	0	0	0	0	0	0%	0%	0%	0%	0%	0%	
UM/UIM Bod Inj	0	0	0	0	12	0	8	1	21	0%	0%	57%	0%	38%	5%	
Total	5	2	7	16	283	118	469	176	1,069	1%	1%	26%	11%	44%	16%	



CIVIL BACKLOG BY CASETYPE FEBRUARY 2025 GLOUCESTER

	Total	Backlog	% chg
Feb 23		282	
Feb 24		232	-18%
Feb 25		249	7%



1) Casetypes with the state's largest backlogs are highlighted.

**CIVIL CASELOAD SUMMARY BY CASETYPE
FEBRUARY 2025
HUDSON**

	Filings			Resolutions			Clearance		Backlog			Backlog Percent		Backlog Per 100 Monthly Filings		Active Pending		
	Jul 2023 to Feb 2024	Jul 2024 to Feb 2025	percent change	Jul 2023 to Feb 2024	Jul 2024 to Feb 2025	percent change	Feb 2025		Feb 2024	Feb 2025	percent change	Feb 2024	Feb 2025	Feb 2024	Feb 2025	Feb 2024	Feb 2025	percent change
						number	percent											
Act on Neg Inst	4	16	300%	3	7	133%	-9	44%	0	2		0%	15%	0	109	3	13	333%
Asbestos	0	0	0%	0	0	0%	0	100%	0	0	0%	0%	0%	0	0	0	0	0%
Assault & Bat	9	12	33%	14	8	-43%	-4	67%	17	18	6%	50%	45%	1,700	1,271	34	40	18%
Auto - Pers Inj	1,167	1,257	8%	1,312	1,144	-13%	-113	91%	440	427	-3%	20%	20%	289	278	2,162	2,181	1%
Auto - Property	39	49	26%	51	55	8%	6	112%	3	6	100%	7%	14%	48	89	46	44	-4%
Book Account	333	441	32%	272	393	44%	-48	89%	35	29	-17%	12%	8%	85	53	304	381	25%
Civil Rights	15	20	33%	8	15	88%	-5	75%	6	9	50%	25%	29%	360	415	24	31	29%
Complex Comm	14	11	-21%	7	9	29%	-2	82%	15	24	60%	31%	46%	692	1,600	49	52	6%
Condemnation	80	1	-99%	15	1	-93%	0	100%	6	9	50%	7%	13%	87	1,800	84	72	-14%
Construction	20	12	-40%	17	21	24%	9	175%	10	10	0%	28%	30%	387	500	36	33	-8%
Contract/Comm	425	498	17%	411	435	6%	-63	87%	94	99	5%	17%	16%	179	161	540	624	16%
Employment	9	6	-33%	9	6	-33%	0	100%	3	2	-33%	21%	12%	277	133	14	17	21%
Lieu of P. Writ	24	26	8%	17	32	88%	6	123%	36	43	19%	40%	48%	939	1,259	89	90	1%
Medical Malprac	22	25	14%	29	34	17%	9	136%	45	49	9%	43%	49%	1,636	1,434	104	101	-3%
Name Change	170	186	9%	183	187	2%	1	101%	0	0	0%	0%	0%	0	0	29	43	48%
Other Insurance	13	24	85%	22	16	-27%	-8	67%	8	6	-25%	38%	19%	369	200	21	32	52%
Other MCL	0	0	0%	0	0	0%	0	100%	0	0	0%	0%	0%	0	0	0	0	0%
Other Track 1	150	177	18%	119	150	26%	-27	85%	42	39	-7%	25%	22%	224	191	170	179	5%
Other Track 3	105	81	-23%	110	79	-28%	-2	98%	42	34	-19%	23%	19%	291	332	183	178	-3%
Other Track 4	14	23	64%	10	9	-10%	-14	39%	20	15	-25%	51%	30%	1,500	600	39	50	28%
Personal Injury	483	425	-12%	464	447	-4%	22	105%	279	287	3%	26%	29%	456	531	1,064	1,007	-5%
Prod Liability	4	2	-50%	10	6	-40%	4	300%	4	6	50%	29%	67%	686	2,400	14	9	-36%
Prof Malpractic	17	13	-24%	19	22	16%	9	169%	20	11	-45%	41%	26%	1,143	695	49	42	-14%
PIP Coverage	8	7	-13%	8	10	25%	3	143%	2	2	0%	25%	33%	150	200	8	6	-25%
Real Property	17	12	-29%	24	10	-58%	-2	83%	10	8	-20%	43%	35%	308	417	23	23	0%
Tort Other	85	108	27%	108	102	-6%	-6	94%	45	33	-27%	28%	22%	365	266	159	152	-4%
Toxic Tort	0	1		0	2		1	200%	1	0	-100%	50%	0%	0	0	2	0	-100%
UM/UIM Bod Inj	39	40	3%	50	45	-10%	5	113%	21	6	-71%	26%	10%	400	116	80	61	-24%
Total	3,266	3,473	6%	3,292	3,245	-1%	-228	93%	1,204	1,174	-2%	23%	21%	288	273	5,330	5,461	2%

CIVIL BACKLOG SUMMARY BY CASETYPE

February 2025

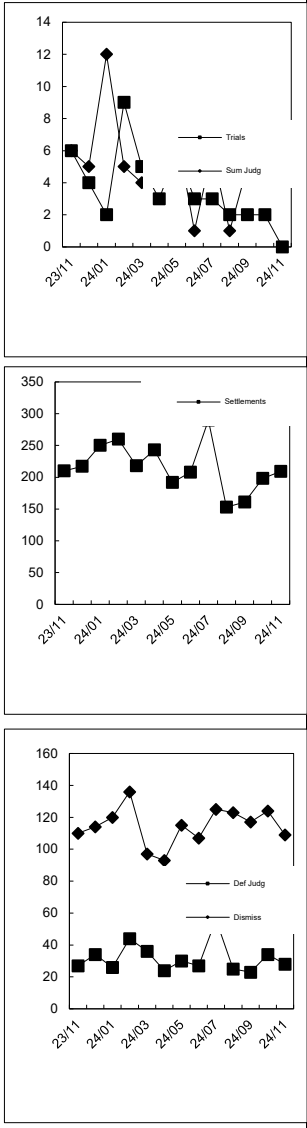
HUDSON

	Cases in Backlog															Total Backlog
	Track 1					Track 2				Track 3			Track 4			
	12 to 18 months	18 to 24 months	24 to 36 months	over 36 months	Total Track 1	18 to 24 months	24 to 36 months	over 36 months	Total Track 2	24 to 36 months	over 36 months	Total Track 3	24 to 36 months	over 36 months	Total Track 4	
Act on Neg Inst	2	0	0	0	2	0	0	0	0	0	0	0	0	0	0	2
Asbestos	0	0	0	0	0	0	0	0	0	0	0	0	0	0	0	0
Assault & Bat	0	0	0	0	0	0	1	0	1	5	12	17	0	0	0	18
Auto - Pers Inj	0	0	0	0	0	243	145	39	427	0	0	0	0	0	0	427
Auto - Property	0	0	0	0	0	5	0	1	6	0	0	0	0	0	0	6
Book Account	20	4	2	2	28	0	0	0	0	0	0	0	0	1	1	29
Civil Rights	0	0	0	0	0	0	1	0	1	6	2	8	0	0	0	9
Complex Comm	0	0	0	0	0	0	0	0	0	0	0	0	11	13	24	24
Condemnation	0	0	0	0	0	0	0	0	0	4	5	9	0	0	0	9
Construction	0	0	0	0	0	4	3	3	10	0	0	0	0	0	0	10
Contract/Comm	2	0	0	0	2	48	30	19	97	0	0	0	0	0	0	99
Employment	0	0	0	0	0	1	0	1	2	0	0	0	0	0	0	2
Lieu of P. Writ	0	0	0	0	0	0	0	0	0	0	0	0	16	27	43	43
Medical Malprac	0	0	0	0	0	0	0	0	0	29	20	49	0	0	0	49
Name Change	0	0	0	0	0	0	0	0	0	0	0	0	0	0	0	0
Other Insurance	1	3	1	1	6	0	0	0	0	0	0	0	0	0	0	6
Other MCL	0	0	0	0	0	0	0	0	0	0	0	0	0	0	0	0
Other Track 1	13	9	5	9	36	1	2	0	3	0	0	0	0	0	0	39
Other Track 3	0	0	0	0	0	0	0	0	0	14	20	34	0	0	0	34
Other Track 4	0	0	0	0	0	0	0	0	0	0	0	0	3	12	15	15
Personal Injury	0	0	0	0	0	164	91	32	287	0	0	0	0	0	0	287
Prod Liability	0	0	0	0	0	0	0	0	0	2	4	6	0	0	0	6
Prof Malpractic	0	0	0	0	0	0	0	0	0	4	7	11	0	0	0	11
PIP Coverage	1	0	1	0	2	0	0	0	0	0	0	0	0	0	0	2
Real Property	2	2	4	0	8	0	0	0	0	0	0	0	0	0	0	8
Tort Other	0	0	0	0	0	15	11	7	33	0	0	0	0	0	0	33
Toxic Tort	0	0	0	0	0	0	0	0	0	0	0	0	0	0	0	0
UM/UIM Bod Inj	0	0	0	0	0	5	1	0	6	0	0	0	0	0	0	6
Total	41	18	13	12	84	486	285	102	873	64	70	134	30	53	83	1,174

**CIVIL RESOLUTION SUMMARY BY CASETYPE
JULY 2024 - FEBRUARY 2025
HUDSON**

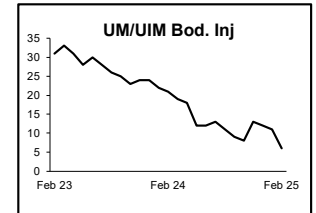
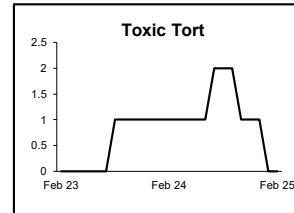
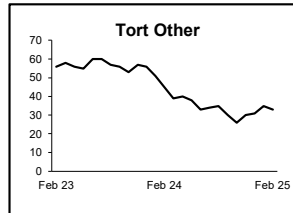
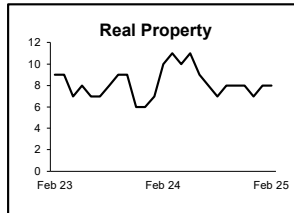
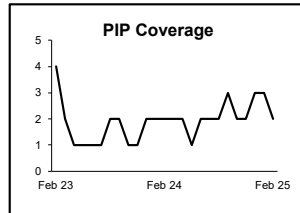
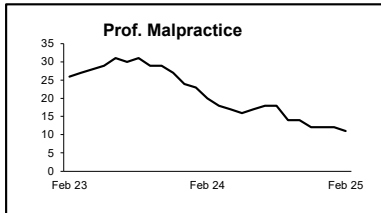
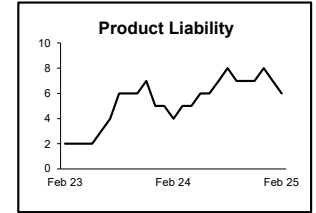
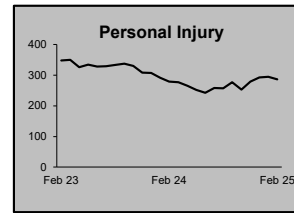
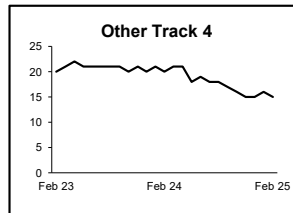
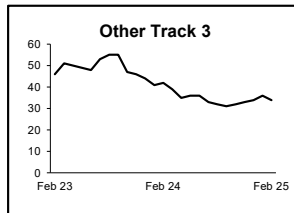
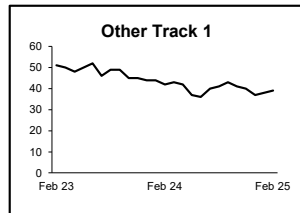
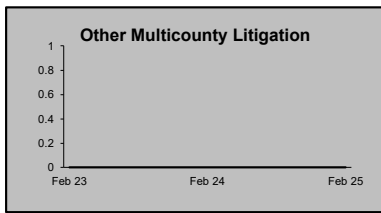
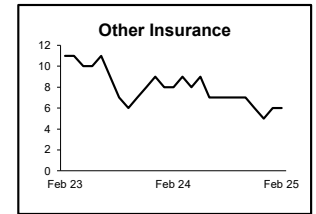

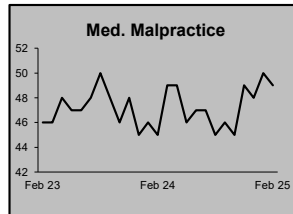
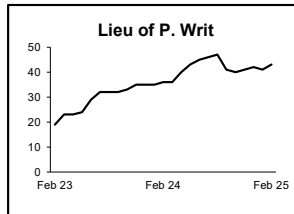
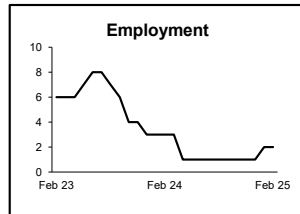
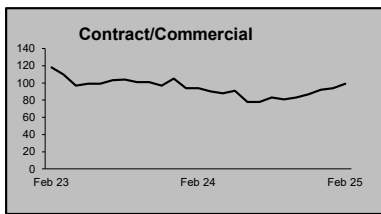
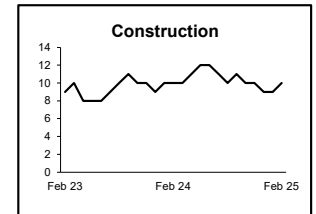
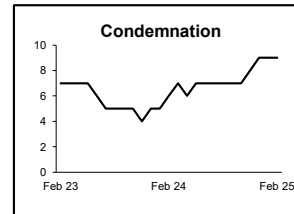
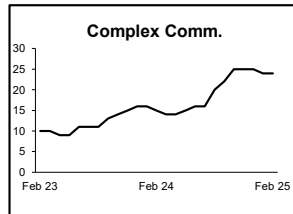
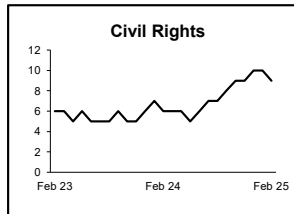
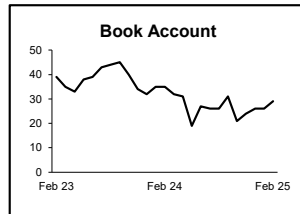
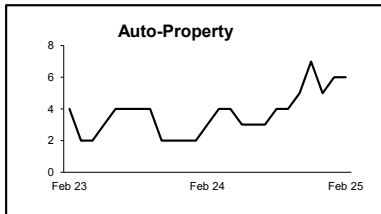
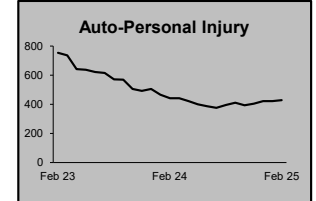
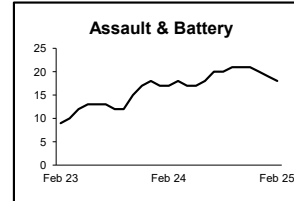
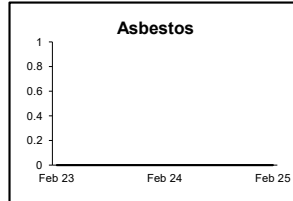
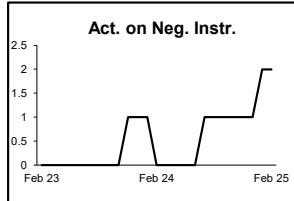
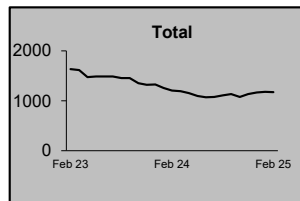
	Trial			Summary					Total	Percent resolved by					
	Jury	Nonjury	Total	Judgment	Settlement	Default Judgment	Dismiss	Other		Trial	Sum Jud	Settle	Default J	Dismiss	Other
Act on Neg Inst	0	0	0	0	2	2	3	0	7	0%	0%	29%	29%	43%	0%
Asbestos	0	0	0	0	0	0	0	0	0	0%	0%	0%	0%	0%	0%
Assault & Bat	0	0	0	1	3	0	4	0	8	0%	13%	38%	0%	50%	0%
Auto - Pers Inj	8	0	8	5	800	10	279	42	1,144	1%	0%	70%	1%	24%	4%
Auto - Property	0	0	0	0	15	25	15	0	55	0%	0%	27%	45%	27%	0%
Book Account	0	0	0	8	110	115	146	14	393	0%	2%	28%	29%	37%	4%
Civil Rights	0	0	0	1	3	0	9	2	15	0%	7%	20%	0%	60%	13%
Complex Commerc	0	0	0	0	4	1	1	3	9	0%	0%	44%	11%	11%	33%
Condemnation	0	0	0	0	0	0	0	1	1	0%	0%	0%	0%	0%	100%
Construction	0	0	0	0	10	2	7	2	21	0%	0%	48%	10%	33%	10%
Contract/Commer	1	5	6	5	150	69	182	23	435	1%	1%	34%	16%	42%	5%
Employment	0	0	0	0	4	0	2	0	6	0%	0%	67%	0%	33%	0%
Lieu of P. Writ	0	2	2	0	8	0	19	3	32	6%	0%	25%	0%	59%	9%
Medical Malprac	0	0	0	1	20	0	11	2	34	0%	3%	59%	0%	32%	6%
Name Change	0	0	0	0	0	0	5	182	187	0%	0%	0%	0%	3%	97%
Other Insurance	0	0	0	0	9	1	4	2	16	0%	0%	56%	6%	25%	13%
Other MCL	0	0	0	0	0	0	0	0	0	0%	0%	0%	0%	0%	0%
Other Track 1	0	0	0	2	65	8	35	40	150	0%	1%	43%	5%	23%	27%
Other Track 3	1	1	2	2	46	1	22	6	79	3%	3%	58%	1%	28%	8%
Other Track 4	0	0	0	0	5	2	2	0	9	0%	0%	56%	22%	22%	0%
Personal Injury	1	0	1	8	299	5	99	35	447	0%	2%	67%	1%	22%	8%
Prod Liability	0	0	0	0	4	0	0	2	6	0%	0%	67%	0%	0%	33%
Prof Malpractic	0	0	0	2	11	1	7	1	22	0%	9%	50%	5%	32%	5%
PIP Coverage	0	0	0	0	5	0	4	1	10	0%	0%	50%	0%	40%	10%
Real Property	1	0	1	0	3	1	4	1	10	10%	0%	30%	10%	40%	10%
Tort Other	0	0	0	3	41	4	45	9	102	0%	3%	40%	4%	44%	9%
Toxic Tort	1	0	1	0	1	0	0	0	2	50%	0%	50%	0%	0%	0%
UM/UIM Bod Inj	0	0	0	0	36	0	8	1	45	0%	0%	80%	0%	18%	2%
Total	13	8	21	38	1,654	247	913	372	3,245	1%	1%	51%	8%	28%	11%

Monthly Resolutions



**CIVIL BACKLOG BY CASETYPE
FEBRUARY 2025
HUDSON**

	Total	Backlog	% chg
Feb 23		1,631	
Feb 24		1,204	-26%
Feb 25		1,174	-2%



1) Casetypes with the state's largest backlogs are highlighted.

**CIVIL CASELOAD SUMMARY BY CASETYPE
FEBRUARY 2025
HUNTERDON**

	Filings			Resolutions			Clearance		Backlog			Backlog Percent		Backlog Per 100 Monthly Filings		Active Pending		
	Jul 2023 to Feb 2024	Jul 2024 to Feb 2025	percent change	Jul 2023 to Feb 2024	Jul 2024 to Feb 2025	percent change	Feb 2025		Feb 2024	Feb 2025	percent change	Feb 2024	Feb 2025	Feb 2024	Feb 2025	Feb 2024	Feb 2025	percent change
							number	percent										
Act on Neg Inst	2	2	0%	1	1	0%	-1	50%	1	1	0%	33%	50%	400	600	3	2	-33%
Asbestos	0	0	0%	0	0	0%	0	100%	0	0	0%	0%	0%	0	0	0	0	0%
Assault & Bat	0	1		0	2		1	200%	9	9	0%	75%	82%	10,800	10,800	12	11	-8%
Auto - Pers Inj	51	70	37%	36	63	75%	-7	90%	42	35	-17%	35%	28%	655	433	120	127	6%
Auto - Property	7	6	-14%	3	6	100%	0	100%	1	0	-100%	13%	0%	133	0	8	9	13%
Book Account	64	65	2%	45	86	91%	21	132%	9	0	-100%	16%	0%	123	0	58	39	-33%
Civil Rights	8	5	-38%	2	2	0%	-3	40%	10	13	30%	48%	62%	1,500	2,600	21	21	0%
Complex Comm	0	1		1	2	100%	1	200%	2	4	100%	25%	50%	800	2,400	8	8	0%
Condemnation	1	1	0%	1	1	0%	0	100%	0	0	0%	0%	0%	0	0	0	1	
Construction	7	1	-86%	4	10	150%	9	1000%	2	0	-100%	20%	0%	240	0	10	2	-80%
Contract/Comm	58	69	19%	55	67	22%	-2	97%	22	18	-18%	29%	19%	303	196	76	93	22%
Employment	3	3	0%	2	4	100%	1	133%	0	1		0%	33%	0	300	3	3	0%
Lieu of P. Writ	2	3	50%	4	3	-25%	0	100%	3	4	33%	33%	36%	720	1,200	9	11	22%
Medical Malprac	2	5	150%	1	6	500%	1	120%	20	20	0%	67%	65%	4,800	3,429	30	31	3%
Name Change	42	80	90%	24	70	192%	-10	88%	0	0	0%	0%	0%	0	0	31	23	-26%
Other Insurance	1	3	200%	2	1	-50%	-2	33%	1	0	-100%	50%	0%	600	0	2	1	-50%
Other MCL	1	0	-100%	0	0	0%	0	100%	0	0	0%	0%	0%	0	0	0	0	0%
Other Track 1	25	25	0%	17	27	59%	2	108%	4	3	-25%	17%	13%	141	84	24	23	-4%
Other Track 3	16	13	-19%	15	12	-20%	-1	92%	9	10	11%	25%	29%	386	800	36	35	-3%
Other Track 4	0	26		2	1	-50%	-25	4%	3	3	0%	75%	10%	3,600	133	4	30	650%
Personal Injury	24	26	8%	32	34	6%	8	131%	33	24	-27%	44%	36%	1,070	702	75	66	-12%
Prod Liability	2	2	0%	8	0	-100%	-2	0%	0	0	0%	0%	0%	0	0	2	3	50%
Prof Malpractic	4	3	-25%	9	4	-56%	1	133%	3	5	67%	25%	38%	900	1,500	12	13	8%
PIP Coverage	1	1	0%	0	1		0	100%	0	0	0%	0%	0%	0	0	1	1	0%
Real Property	5	4	-20%	2	3	50%	-1	75%	3	3	0%	50%	50%	600	600	6	6	0%
Tort Other	11	15	36%	5	10	100%	-5	67%	10	11	10%	42%	39%	600	695	24	28	17%
Toxic Tort	2	0	-100%	1	1	0%	1	100%	0	0	0%	0%	0%	0	0	1	1	0%
UM/UIM Bod Inj	2	3	50%	5	3	-40%	0	100%	4	4	0%	80%	50%	1,600	686	5	8	60%
Total	341	433	27%	277	420	52%	-13	97%	191	168	-12%	33%	28%	447	322	581	596	3%

CIVIL BACKLOG SUMMARY BY CASETYPE

February 2025

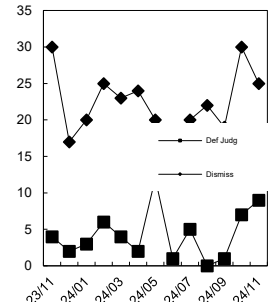
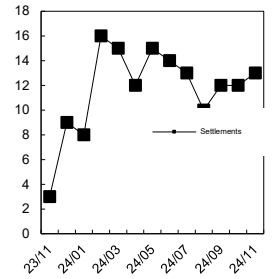
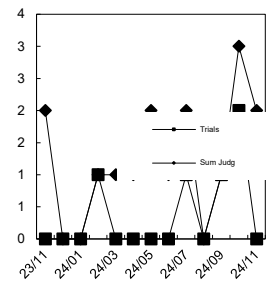
HUNTERDON

	Cases in Backlog															Total Backlog
	Track 1					Track 2				Track 3			Track 4			
	12 to 18 months	18 to 24 months	24 to 36 months	over 36 months	Total Track 1	18 to 24 months	24 to 36 months	over 36 months	Total Track 2	24 to 36 months	over 36 months	Total Track 3	24 to 36 months	over 36 months	Total Track 4	
Act on Neg Inst	0	1	0	0	1	0	0	0	0	0	0	0	0	0	0	1
Asbestos	0	0	0	0	0	0	0	0	0	0	0	0	0	0	0	0
Assault & Bat	0	0	0	0	0	0	0	0	0	0	9	9	0	0	0	9
Auto - Pers Inj	0	0	0	0	0	22	9	4	35	0	0	0	0	0	0	35
Auto - Property	0	0	0	0	0	0	0	0	0	0	0	0	0	0	0	0
Book Account	0	0	0	0	0	0	0	0	0	0	0	0	0	0	0	0
Civil Rights	0	0	0	0	0	0	0	0	0	3	10	13	0	0	0	13
Complex Comm	0	0	0	0	0	0	0	0	0	0	0	0	3	1	4	4
Condemnation	0	0	0	0	0	0	0	0	0	0	0	0	0	0	0	0
Construction	0	0	0	0	0	0	0	0	0	0	0	0	0	0	0	0
Contract/Comm	0	0	0	0	0	6	4	8	18	0	0	0	0	0	0	18
Employment	0	0	0	0	0	0	1	0	1	0	0	0	0	0	0	1
Lieu of P. Writ	0	0	0	0	0	0	0	0	0	0	0	0	1	3	4	4
Medical Malprac	0	0	0	0	0	0	0	0	0	5	15	20	0	0	0	20
Name Change	0	0	0	0	0	0	0	0	0	0	0	0	0	0	0	0
Other Insurance	0	0	0	0	0	0	0	0	0	0	0	0	0	0	0	0
Other MCL	0	0	0	0	0	0	0	0	0	0	0	0	0	0	0	0
Other Track 1	1	0	2	0	3	0	0	0	0	0	0	0	0	0	0	3
Other Track 3	0	0	0	0	0	0	0	0	0	5	5	10	0	0	0	10
Other Track 4	0	0	0	0	0	0	0	0	0	0	0	0	0	3	3	3
Personal Injury	0	0	0	0	0	6	11	7	24	0	0	0	0	0	0	24
Prod Liability	0	0	0	0	0	0	0	0	0	0	0	0	0	0	0	0
Prof Malpractic	0	0	0	0	0	0	0	0	0	3	2	5	0	0	0	5
PIP Coverage	0	0	0	0	0	0	0	0	0	0	0	0	0	0	0	0
Real Property	2	0	1	0	3	0	0	0	0	0	0	0	0	0	0	3
Tort Other	0	0	0	0	0	6	1	4	11	0	0	0	0	0	0	11
Toxic Tort	0	0	0	0	0	0	0	0	0	0	0	0	0	0	0	0
UM/UIM Bod Inj	0	0	0	0	0	1	1	2	4	0	0	0	0	0	0	4
Total	3	1	3	0	7	41	27	25	93	16	41	57	4	7	11	168

**CIVIL RESOLUTION SUMMARY BY CASETYPE
JULY 2024 - FEBRUARY 2025
HUNTERDON**

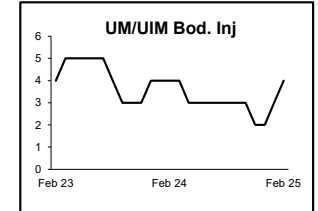
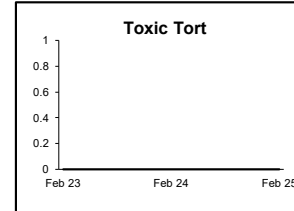
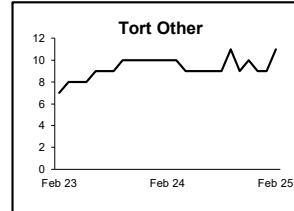
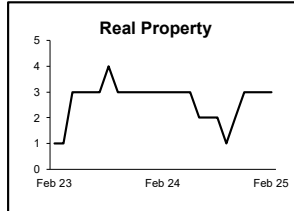
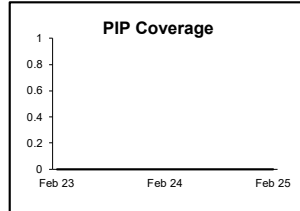
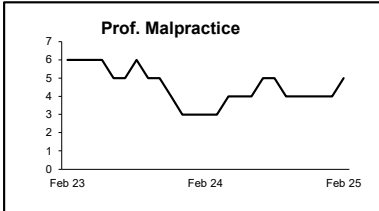
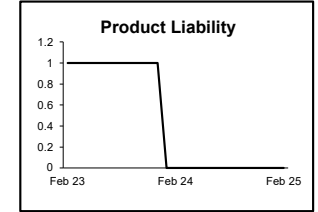
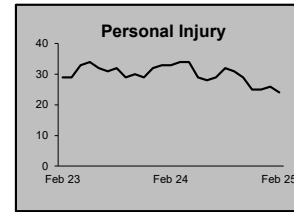
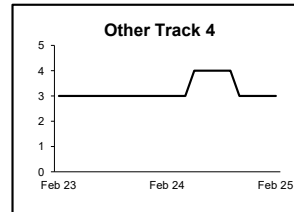
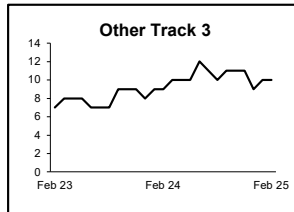
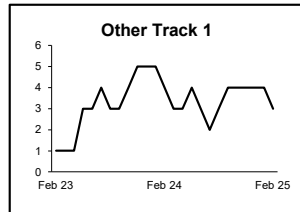
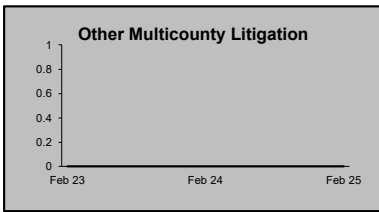
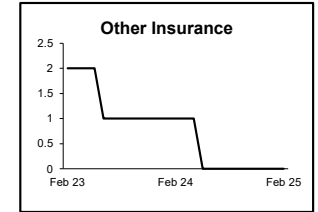

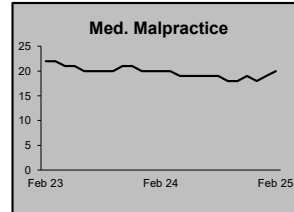
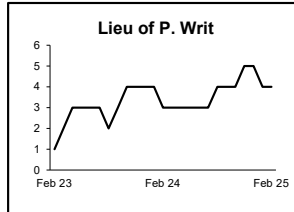
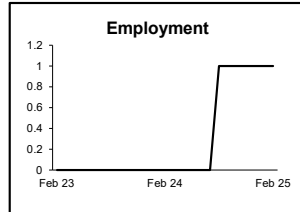
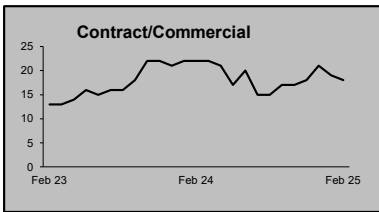
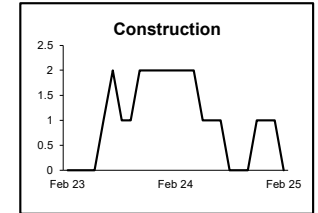
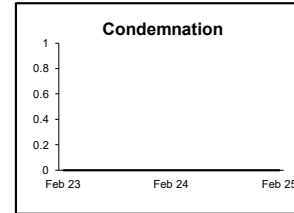
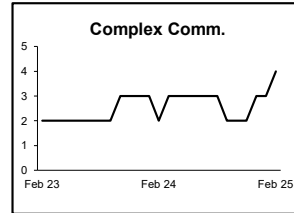
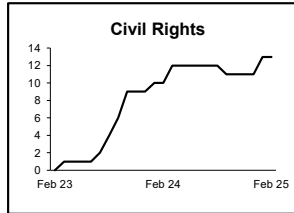
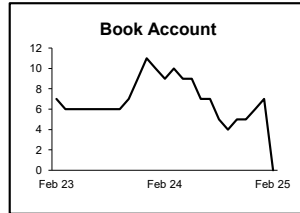
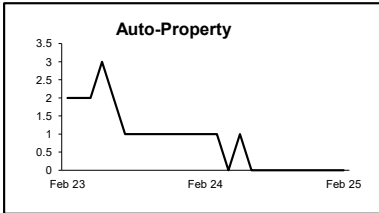
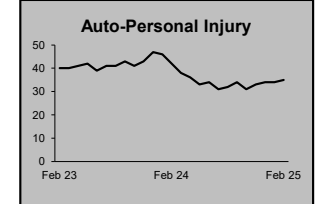
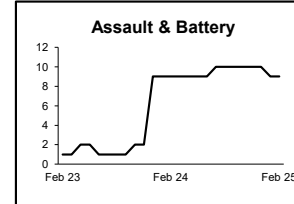
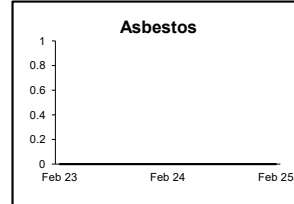
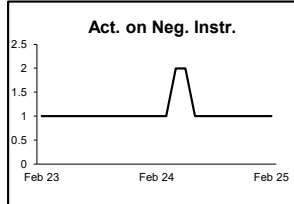
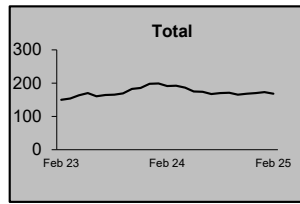
	Trial			Summary					Total	Percent resolved by						Monthly Resolutions
	Jury	Nonjury	Total	Judgment	Settlement	Default Judgment	Dismiss	Other		Trial	Sum Jud	Settle	Default J	Dismiss	Other	
Act on Neg Inst	0	0	0	0	0	0	1	0	1	0%	0%	0%	0%	100%	0%	
Asbestos	0	0	0	0	0	0	0	0	0	0%	0%	0%	0%	0%	0%	
Assault & Bat	0	0	0	0	1	0	1	0	2	0%	0%	50%	0%	50%	0%	
Auto - Pers Inj	2	0	2	0	19	2	32	8	63	3%	0%	30%	3%	51%	13%	
Auto - Property	0	0	0	0	1	1	4	0	6	0%	0%	17%	17%	67%	0%	
Book Account	0	0	0	4	30	24	26	2	86	0%	5%	35%	28%	30%	2%	
Civil Rights	0	0	0	0	0	0	2	0	2	0%	0%	0%	0%	100%	0%	
Complex Commerc	0	0	0	0	1	0	1	0	2	0%	0%	50%	0%	50%	0%	
Condemnation	0	0	0	0	0	0	0	1	1	0%	0%	0%	0%	0%	100%	
Construction	0	0	0	0	0	1	9	0	10	0%	0%	0%	10%	90%	0%	
Contract/Commer	0	0	0	6	19	7	34	1	67	0%	9%	28%	10%	51%	1%	
Employment	0	0	0	0	0	0	2	2	4	0%	0%	0%	0%	50%	50%	
Lieu of P. Writ	1	0	1	0	0	0	2	0	3	33%	0%	0%	0%	67%	0%	
Medical Malprac	0	0	0	0	3	0	3	0	6	0%	0%	50%	0%	50%	0%	
Name Change	0	0	0	0	0	0	6	64	70	0%	0%	0%	0%	9%	91%	
Other Insurance	0	0	0	0	0	0	1	0	1	0%	0%	0%	0%	100%	0%	
Other MCL	0	0	0	0	0	0	0	0	0	0%	0%	0%	0%	0%	0%	
Other Track 1	0	0	0	1	6	1	11	8	27	0%	4%	22%	4%	41%	30%	
Other Track 3	0	0	0	0	5	0	5	2	12	0%	0%	42%	0%	42%	17%	
Other Track 4	0	0	0	0	1	0	0	0	1	0%	0%	100%	0%	0%	0%	
Personal Injury	1	0	1	0	10	1	19	3	34	3%	0%	29%	3%	56%	9%	
Prod Liability	0	0	0	0	0	0	0	0	0	0%	0%	0%	0%	0%	0%	
Prof Malpractic	0	0	0	0	2	0	2	0	4	0%	0%	50%	0%	50%	0%	
PIP Coverage	0	0	0	0	1	0	0	0	1	0%	0%	100%	0%	0%	0%	
Real Property	0	0	0	0	1	0	1	1	3	0%	0%	33%	0%	33%	33%	
Tort Other	0	0	0	1	1	0	8	0	10	0%	10%	10%	0%	80%	0%	
Toxic Tort	0	0	0	0	0	0	1	0	1	0%	0%	0%	0%	100%	0%	
UM/UIM Bod Inj	0	0	0	0	0	0	3	0	3	0%	0%	0%	0%	100%	0%	
Total	4	0	4	12	101	37	174	92	420	1%	3%	24%	9%	41%	22%	

Monthly Resolutions



**CIVIL BACKLOG BY CASETYPE
FEBRUARY 2025
HUNTERDON**

	Total	Backlog	% chg
Feb 23		150	
Feb 24		191	27%
Feb 25		168	-12%



1) Casetypes with the state's largest backlogs are highlighted.

**CIVIL CASELOAD SUMMARY BY CASETYPE
FEBRUARY 2025
MERCER**

	Filings			Resolutions			Clearance		Backlog			Backlog Percent		Backlog Per 100 Monthly Filings		Active Pending		
	Jul 2023 to Feb 2024	Jul 2024 to Feb 2025	percent change	Jul 2023 to Feb 2024	Jul 2024 to Feb 2025	percent change	Feb 2025		Feb 2024	Feb 2025	percent change	Feb 2024	Feb 2025	Feb 2024	Feb 2025	Feb 2024	Feb 2025	percent change
							number	percent										
Act on Neg Inst	2	2	0%	4	1	-75%	-1	50%	0	0	0%	0%	0%	0	0	2	2	0%
Asbestos	0	0	0%	0	0	0%	0	100%	0	0	0%	0%	0%	0	0	0	0	0%
Assault & Bat	7	8	14%	6	8	33%	0	100%	86	86	0%	86%	88%	11,467	10,320	100	98	-2%
Auto - Pers Inj	410	472	15%	500	386	-23%	-86	82%	214	192	-10%	28%	22%	404	322	774	858	11%
Auto - Property	44	28	-36%	24	39	63%	11	139%	2	1	-50%	5%	4%	41	29	44	28	-36%
Book Account	218	270	24%	187	249	33%	-21	92%	11	3	-73%	7%	2%	43	10	154	185	20%
Civil Rights	27	39	44%	29	35	21%	-4	90%	46	50	9%	51%	51%	1,284	1,111	90	98	9%
Complex Comm	8	3	-63%	11	4	-64%	1	133%	8	11	38%	35%	55%	640	3,300	23	20	-13%
Condemnation	0	2		1	0	-100%	-2	0%	2	2	0%	67%	40%	800	1,200	3	5	67%
Construction	15	8	-47%	14	10	-29%	2	125%	11	7	-36%	39%	33%	695	560	28	21	-25%
Contract/Comm	223	241	8%	270	225	-17%	-16	93%	34	32	-6%	14%	11%	105	98	244	284	16%
Employment	12	11	-8%	13	10	-23%	-1	91%	4	3	-25%	25%	20%	267	240	16	15	-6%
Lieu of P. Writ	17	17	0%	11	15	36%	-2	88%	1	0	-100%	6%	0%	50	0	17	19	12%
Medical Malprac	30	19	-37%	23	26	13%	7	137%	44	39	-11%	41%	38%	1,200	1,170	107	102	-5%
Name Change	70	107	53%	65	112	72%	5	105%	1	0	-100%	5%	0%	11	0	19	14	-26%
Other Insurance	12	14	17%	11	14	27%	0	100%	7	8	14%	33%	42%	400	565	21	19	-10%
Other MCL	6	0	-100%	6	0	-100%	0	100%	0	0	0%	0%	0%	0	0	0	0	0%
Other Track 1	155	133	-14%	141	127	-10%	-6	95%	32	46	44%	21%	32%	178	269	150	144	-4%
Other Track 3	98	83	-15%	87	106	22%	23	128%	68	67	-1%	30%	28%	537	515	230	238	3%
Other Track 4	20	15	-25%	16	11	-31%	-4	73%	10	7	-30%	37%	30%	522	494	27	23	-15%
Personal Injury	206	225	9%	210	237	13%	12	105%	214	197	-8%	39%	36%	831	708	542	542	0%
Prod Liability	4	4	0%	3	4	33%	0	100%	4	3	-25%	36%	25%	480	600	11	12	9%
Prof Malpractic	19	16	-16%	23	20	-13%	4	125%	13	16	23%	29%	33%	538	711	45	49	9%
PIP Coverage	2	1	-50%	5	4	-20%	3	400%	1	0	-100%	50%	0%	240	0	2	1	-50%
Real Property	6	9	50%	9	7	-22%	-2	78%	1	0	-100%	20%	0%	133	0	5	5	0%
Tort Other	51	41	-20%	61	41	-33%	0	100%	57	56	-2%	50%	52%	866	1,084	113	107	-5%
Toxic Tort	0	3		1	1	0%	-2	33%	2	2	0%	67%	40%	800		3	5	67%
UM/UIM Bod Inj	37	38	3%	46	33	-28%	-5	87%	16	16	0%	27%	25%	331	369	60	64	7%
Total	1,699	1,809	6%	1,777	1,725	-3%	-84	95%	889	844	-5%	31%	29%	411	371	2,830	2,958	5%

CIVIL BACKLOG SUMMARY BY CASETYPE

February 2025

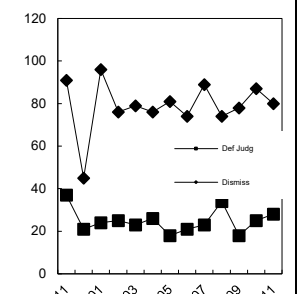
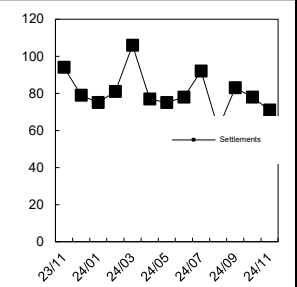
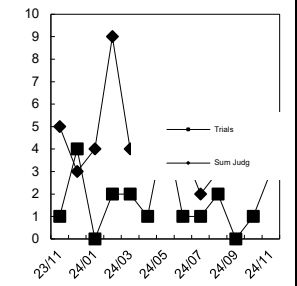
MERCER

	Cases in Backlog															
	Track 1					Track 2				Track 3			Track 4			Total Backlog
	12 to 18 months	18 to 24 months	24 to 36 months	over 36 months	Total Track 1	18 to 24 months	24 to 36 months	over 36 months	Total Track 2	24 to 36 months	over 36 months	Total Track 3	24 to 36 months	over 36 months	Total Track 4	
Act on Neg Inst	0	0	0	0	0	0	0	0	0	0	0	0	0	0	0	0
Asbestos	0	0	0	0	0	0	0	0	0	0	0	0	0	0	0	0
Assault & Bat	0	0	0	0	0	0	0	0	0	8	78	86	0	0	0	86
Auto - Pers Inj	0	0	0	0	0	76	71	45	192	0	0	0	0	0	0	192
Auto - Property	0	0	0	0	0	1	0	0	1	0	0	0	0	0	0	1
Book Account	0	0	0	0	0	0	3	0	3	0	0	0	0	0	0	3
Civil Rights	0	0	0	0	0	0	0	0	0	16	34	50	0	0	0	50
Complex Comm	0	0	0	0	0	0	0	0	0	0	0	0	4	7	11	11
Condemnation	0	0	0	1	1	0	0	0	0	0	1	1	0	0	0	2
Construction	0	0	0	0	0	0	4	3	7	0	0	0	0	0	0	7
Contract/Comm	0	0	0	0	0	11	10	11	32	0	0	0	0	0	0	32
Employment	0	0	0	0	0	0	2	1	3	0	0	0	0	0	0	3
Lieu of P. Writ	0	0	0	0	0	0	0	0	0	0	0	0	0	0	0	0
Medical Malprac	0	0	0	0	0	0	0	0	0	20	19	39	0	0	0	39
Name Change	0	0	0	0	0	0	0	0	0	0	0	0	0	0	0	0
Other Insurance	0	0	0	0	0	5	1	2	8	0	0	0	0	0	0	8
Other MCL	0	0	0	0	0	0	0	0	0	0	0	0	0	0	0	0
Other Track 1	12	0	3	1	16	5	3	2	10	0	19	19	0	1	1	46
Other Track 3	0	0	0	0	0	0	0	0	0	27	40	67	0	0	0	67
Other Track 4	0	0	0	0	0	0	0	0	0	0	0	0	4	3	7	7
Personal Injury	0	0	0	0	0	44	56	28	128	2	67	69	0	0	0	197
Prod Liability	0	0	0	0	0	0	0	0	0	2	1	3	0	0	0	3
Prof Malpractic	0	0	0	0	0	0	0	0	0	7	9	16	0	0	0	16
PIP Coverage	0	0	0	0	0	0	0	0	0	0	0	0	0	0	0	0
Real Property	0	0	0	0	0	0	0	0	0	0	0	0	0	0	0	0
Tort Other	0	0	0	0	0	6	5	7	18	1	37	38	0	0	0	56
Toxic Tort	0	0	0	0	0	0	0	0	0	1	1	2	0	0	0	2
UM/UIM Bod Inj	0	0	0	0	0	11	4	1	16	0	0	0	0	0	0	16
Total	12	0	3	2	17	159	159	100	418	84	306	390	8	11	19	844

**CIVIL RESOLUTION SUMMARY BY CASETYPE
JULY 2024 - FEBRUARY 2025
MERCER**

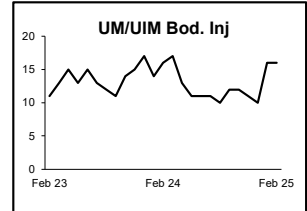
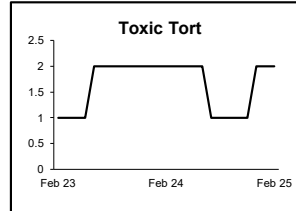
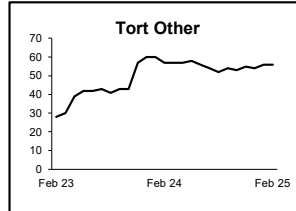
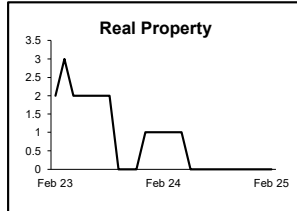
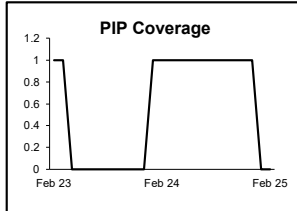
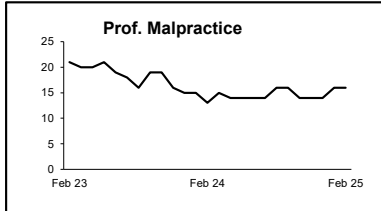
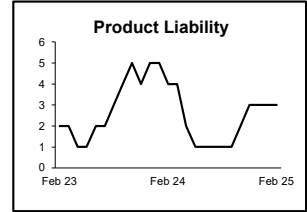
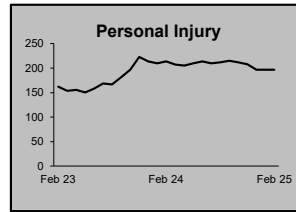
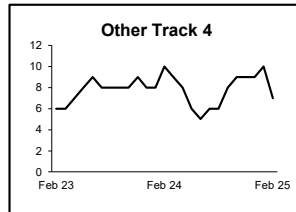
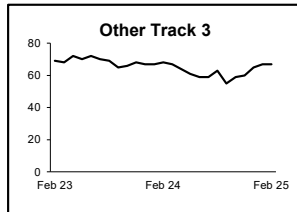
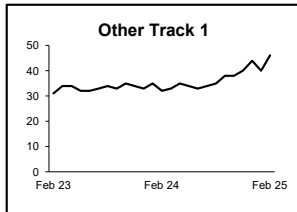
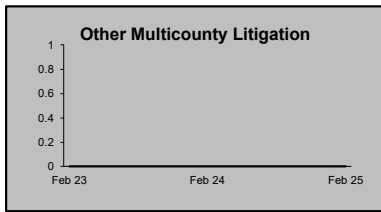
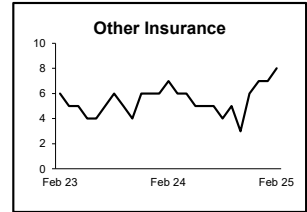
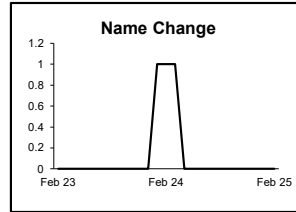
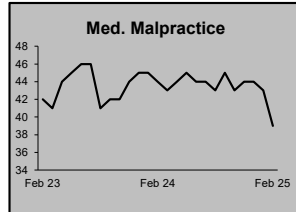
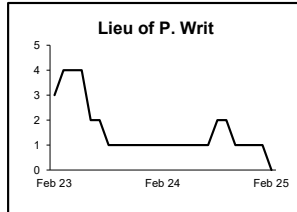
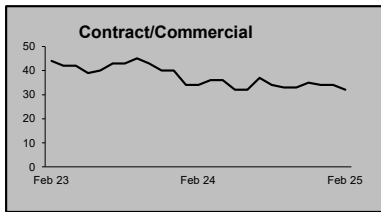
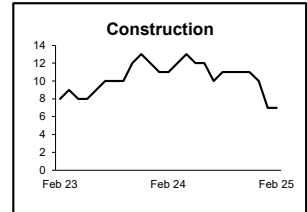
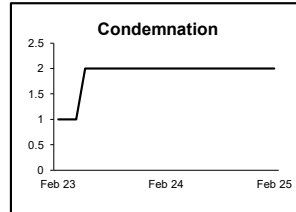
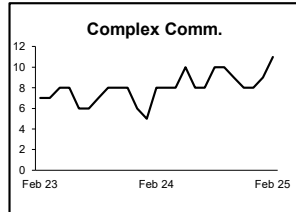
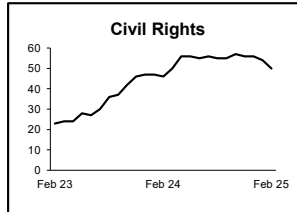
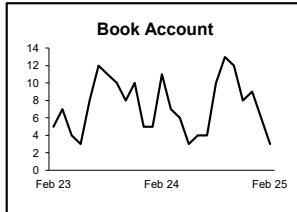
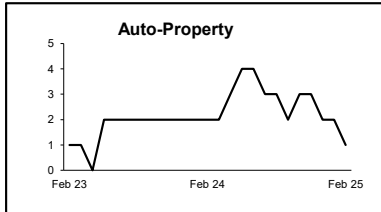
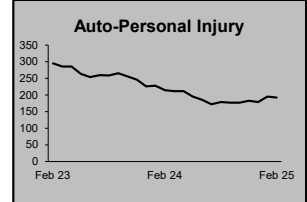
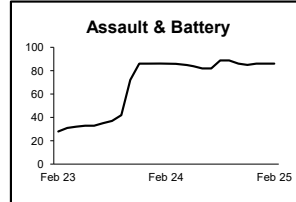
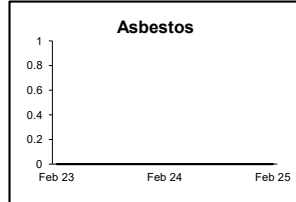
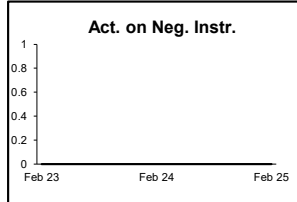
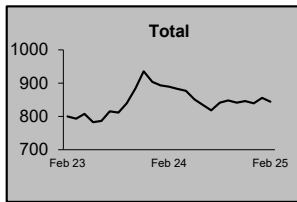
	Trial			Summary					Total	Percent resolved by						Monthly Resolutions
	Jury	Nonjury	Total	Judgment	Settlement	Default Judgment	Dismiss	Other		Trial	Sum Jud	Settle	Default J	Dismiss	Other	
Act on Neg Inst	0	0	0	0	0	0	1	0	1	0%	0%	0%	0%	100%	0%	
Asbestos	0	0	0	0	0	0	0	0	0	0%	0%	0%	0%	0%	0%	
Assault & Bat	0	0	0	1	2	0	5	0	8	0%	13%	25%	0%	63%	0%	
Auto - Pers Inj	3	0	3	5	215	7	143	13	386	1%	1%	56%	2%	37%	3%	
Auto - Property	0	0	0	1	12	18	7	1	39	0%	3%	31%	46%	18%	3%	
Book Account	0	0	0	1	51	111	82	4	249	0%	0%	20%	45%	33%	2%	
Civil Rights	0	0	0	0	10	0	17	8	35	0%	0%	29%	0%	49%	23%	
Complex Commerc	0	0	0	0	2	0	2	0	4	0%	0%	50%	0%	50%	0%	
Condemnation	0	0	0	0	0	0	0	0	0	0%	0%	0%	0%	0%	0%	
Construction	0	0	0	0	6	2	1	1	10	0%	0%	60%	20%	10%	10%	
Contract/Commer	1	3	4	7	46	39	118	11	225	2%	3%	20%	17%	52%	5%	
Employment	0	0	0	0	4	1	2	3	10	0%	0%	40%	10%	20%	30%	
Lieu of P. Writ	0	0	0	0	1	1	11	2	15	0%	0%	7%	7%	73%	13%	
Medical Malprac	2	0	2	1	17	0	6	0	26	8%	4%	65%	0%	23%	0%	
Name Change	0	0	0	0	0	0	6	106	112	0%	0%	0%	0%	5%	95%	
Other Insurance	0	0	0	1	5	0	6	2	14	0%	7%	36%	0%	43%	14%	
Other MCL	0	0	0	0	0	0	0	0	0	0%	0%	0%	0%	0%	0%	
Other Track 1	0	1	1	2	19	3	63	39	127	1%	2%	15%	2%	50%	31%	
Other Track 3	1	0	1	4	43	1	39	18	106	1%	4%	41%	1%	37%	17%	
Other Track 4	0	0	0	0	5	4	2	0	11	0%	0%	45%	36%	18%	0%	
Personal Injury	1	0	1	7	135	0	79	15	237	0%	3%	57%	0%	33%	6%	
Prod Liability	0	0	0	0	3	0	1	0	4	0%	0%	75%	0%	25%	0%	
Prof Malpractic	0	0	0	1	9	0	8	2	20	0%	5%	45%	0%	40%	10%	
PIP Coverage	0	0	0	0	2	0	1	1	4	0%	0%	50%	0%	25%	25%	
Real Property	0	0	0	0	0	0	6	1	7	0%	0%	0%	0%	86%	14%	
Tort Other	0	2	2	0	12	6	17	4	41	5%	0%	29%	15%	41%	10%	
Toxic Tort	0	0	0	0	1	0	0	0	1	0%	0%	100%	0%	0%	0%	
UM/UIM Bod Inj	0	0	0	0	15	0	16	2	33	0%	0%	45%	0%	48%	6%	
Total	8	6	14	31	615	193	639	233	1,725	1%	2%	36%	11%	37%	14%	

Monthly Resolutions



**CIVIL BACKLOG BY CASETYPE
FEBRUARY 2025
MERCER**

	Total	Backlog	% chg
Feb 23		800	
Feb 24		889	11%
Feb 25		844	-5%



1) Casetypes with the state's largest backlogs are highlighted.

**CIVIL CASELOAD SUMMARY BY CASETYPE
FEBRUARY 2025
MIDDLESEX**

	Filings			Resolutions			Clearance		Backlog			Backlog Percent		Backlog Per 100 Monthly Filings		Active Pending		
	Jul 2023 to Feb 2024	Jul 2024 to Feb 2025	percent change	Jul 2023 to Feb 2024	Jul 2024 to Feb 2025	percent change	Feb 2025		Feb 2024	Feb 2025	percent change	Feb 2024	Feb 2025	Feb 2024	Feb 2025	Feb 2024	Feb 2025	percent change
							number	percent										
Act on Neg Inst	9	11	22%	3	9	200%	-2	82%	0	1		0%	14%	0	86	8	7	-13%
Asbestos	151	86	-43%	129	148	15%	62	172%	532	372	-30%	62%	61%	2,305	3,720	856	609	-29%
Assault & Bat	8	14	75%	6	13	117%	-1	93%	33	28	-15%	61%	54%	2,829	1,768	54	52	-4%
Auto - Pers Inj	2,101	2,003	-5%	1,951	1,950	0%	-53	97%	912	903	-1%	23%	23%	344	357	4,016	4,009	0%
Auto - Property	60	58	-3%	46	58	26%	0	100%	7	7	0%	10%	10%	101	102	72	69	-4%
Book Account	467	577	24%	387	501	29%	-76	87%	16	15	-6%	4%	4%	28	22	361	410	14%
Civil Rights	28	16	-43%	16	22	38%	6	138%	20	15	-25%	39%	29%	667	500	51	51	0%
Complex Comm	15	20	33%	24	16	-33%	-4	80%	27	23	-15%	55%	43%	1,200	1,104	49	54	10%
Condemnation	16	20	25%	25	22	-12%	2	110%	1	1	0%	11%	7%	46	36	9	15	67%
Construction	22	19	-14%	14	13	-7%	-6	68%	15	6	-60%	39%	15%	581	257	38	39	3%
Contract/Comm	647	677	5%	604	646	7%	-31	95%	61	58	-5%	9%	8%	74	68	684	719	5%
Employment	30	29	-3%	24	20	-17%	-9	69%	5	11	120%	14%	26%	143	347	36	42	17%
Lieu of P. Writ	27	11	-59%	15	25	67%	14	227%	8	6	-25%	19%	20%	204	379	43	30	-30%
Medical Malprac	60	54	-10%	81	81	0%	27	150%	110	144	31%	38%	56%	1,553	1,964	289	257	-11%
Name Change	188	231	23%	187	185	-1%	-46	80%	0	0	0%	0%	0%	0	0	33	77	133%
Other Insurance	29	37	28%	35	28	-20%	-9	76%	7	4	-43%	29%	13%	221	92	24	30	25%
Other MCL	15	32	113%	63	157	149%	125	491%	3,948	3,846	-3%	99%	100%	135,360	107,330	3,982	3,865	-3%
Other Track 1	232	208	-10%	209	228	9%	20	110%	21	18	-14%	10%	11%	72	69	205	164	-20%
Other Track 3	205	175	-15%	144	192	33%	17	110%	44	47	7%	13%	14%	187	221	329	327	-1%
Other Track 4	6	22	267%	12	7	-42%	-15	32%	14	12	-14%	61%	30%	1,527	514	23	40	74%
Personal Injury	709	641	-10%	674	694	3%	53	108%	418	439	5%	26%	30%	483	542	1,581	1,468	-7%
Prod Liability	23	25	9%	28	24	-14%	-1	96%	18	30	67%	31%	47%	470	1,091	58	64	10%
Prof Malpractic	23	30	30%	32	30	-6%	0	100%	14	14	0%	22%	19%	494	336	65	73	12%
PIP Coverage	16	9	-44%	15	9	-40%	0	100%	2	3	50%	13%	30%	89	300	15	10	-33%
Real Property	14	17	21%	9	21	133%	4	124%	1	3	200%	7%	23%	48	124	15	13	-13%
Tort Other	79	82	4%	93	87	-6%	5	106%	34	23	-32%	28%	18%	319	199	120	130	8%
Toxic Tort	2	1	-50%	2	2	0%	1	200%	0	3		0%	38%	0	1,800	7	8	14%
UM/UIM Bod Inj	139	125	-10%	134	140	4%	15	112%	51	57	12%	19%	26%	294	378	265	222	-16%
Total	5,321	5,230	-2%	4,962	5,328	7%	98	102%	6,319	6,089	-4%	48%	47%	944	936	13,288	12,854	-3%

CIVIL BACKLOG SUMMARY BY CASETYPE

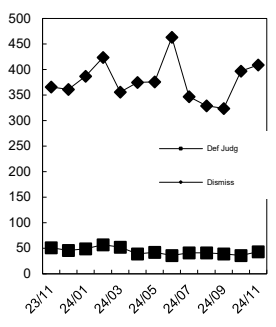
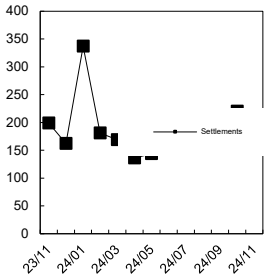
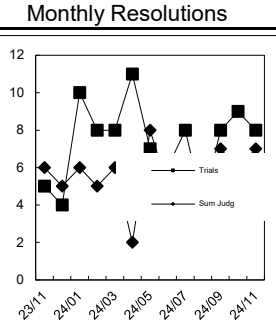
February 2025

MIDDLESEX

	Cases in Backlog															
	Track 1					Track 2				Track 3			Track 4			Total Backlog
	12 to 18 months	18 to 24 months	24 to 36 months	over 36 months	Total Track 1	18 to 24 months	24 to 36 months	over 36 months	Total Track 2	24 to 36 months	over 36 months	Total Track 3	24 to 36 months	over 36 months	Total Track 4	
Act on Neg Inst	1	0	0	0	1	0	0	0	0	0	0	0	0	0	0	1
Asbestos	0	0	0	0	0	0	0	0	0	0	0	0	78	294	372	372
Assault & Bat	0	0	0	0	0	0	0	0	0	4	24	28	0	0	0	28
Auto - Pers Inj	0	0	0	0	0	502	299	102	903	0	0	0	0	0	0	903
Auto - Property	0	0	0	0	0	3	3	1	7	0	0	0	0	0	0	7
Book Account	11	4	0	0	15	0	0	0	0	0	0	0	0	0	0	15
Civil Rights	0	0	0	0	0	0	0	0	0	4	11	15	0	0	0	15
Complex Comm	0	0	0	0	0	0	0	0	0	0	0	0	5	18	23	23
Condemnation	0	0	0	0	0	0	0	0	0	0	1	1	0	0	0	1
Construction	0	0	0	0	0	3	2	1	6	0	0	0	0	0	0	6
Contract/Comm	0	0	0	0	0	34	16	8	58	0	0	0	0	0	0	58
Employment	0	0	0	0	0	5	4	2	11	0	0	0	0	0	0	11
Lieu of P. Writ	0	0	0	0	0	0	0	0	0	0	0	0	2	4	6	6
Medical Malprac	0	0	0	0	0	0	0	0	0	93	51	144	0	0	0	144
Name Change	0	0	0	0	0	0	0	0	0	0	0	0	0	0	0	0
Other Insurance	4	0	0	0	4	0	0	0	0	0	0	0	0	0	0	4
Other MCL	0	0	0	0	0	0	0	0	0	0	0	0	24	3,822	3,846	3,846
Other Track 1	6	4	3	1	14	2	2	0	4	0	0	0	0	0	0	18
Other Track 3	0	0	0	0	0	0	0	0	0	31	16	47	0	0	0	47
Other Track 4	0	0	0	0	0	0	0	0	0	0	0	0	1	11	12	12
Personal Injury	0	0	0	0	0	206	185	48	439	0	0	0	0	0	0	439
Prod Liability	0	0	0	0	0	0	0	0	0	19	11	30	0	0	0	30
Prof Malpractic	0	0	0	0	0	0	0	0	0	10	4	14	0	0	0	14
PIP Coverage	1	2	0	0	3	0	0	0	0	0	0	0	0	0	0	3
Real Property	0	2	0	1	3	0	0	0	0	0	0	0	0	0	0	3
Tort Other	0	0	0	0	0	11	7	5	23	0	0	0	0	0	0	23
Toxic Tort	0	0	0	0	0	0	0	0	0	3	0	3	0	0	0	3
UM/UIM Bod Inj	0	0	0	0	0	28	24	5	57	0	0	0	0	0	0	57
Total	23	12	3	2	40	794	542	172	1,508	164	118	282	110	4,149	4,259	6,089

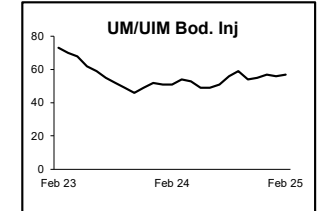
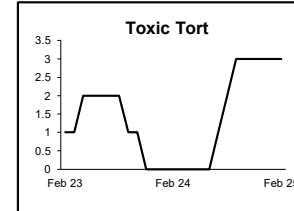
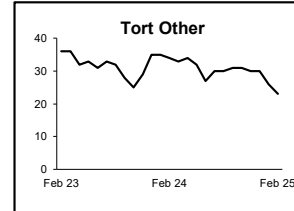
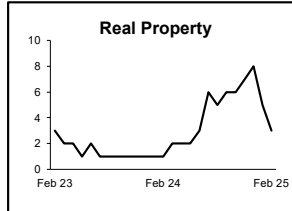
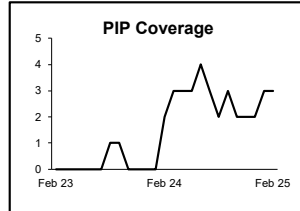
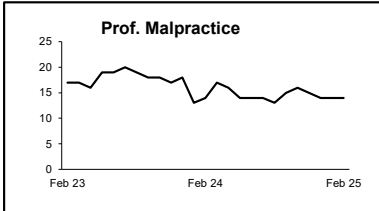
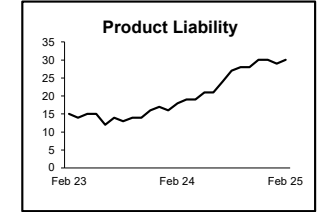
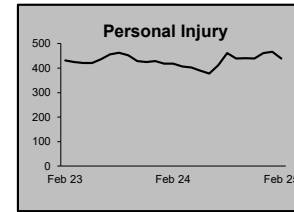
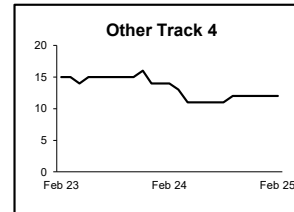
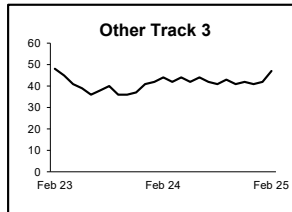
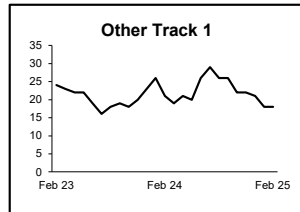
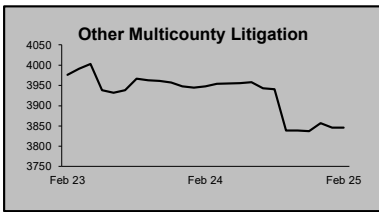
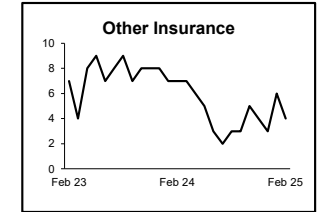

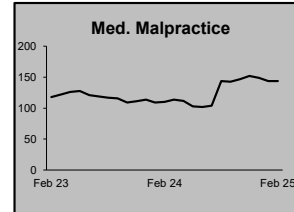
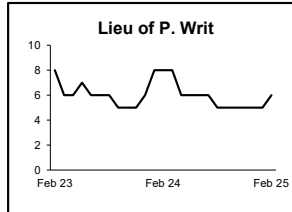
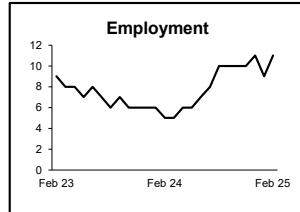
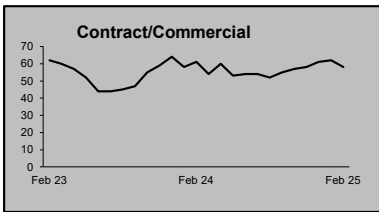
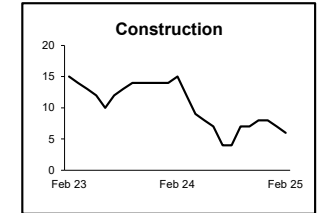
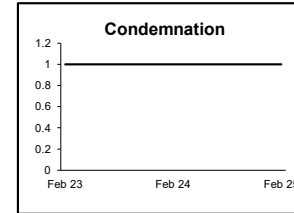
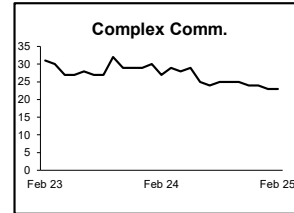
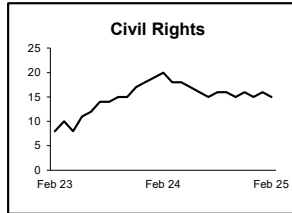
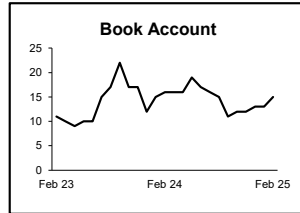
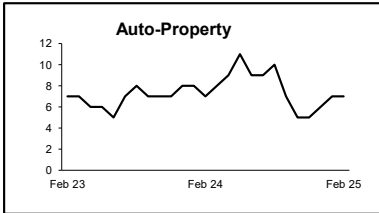
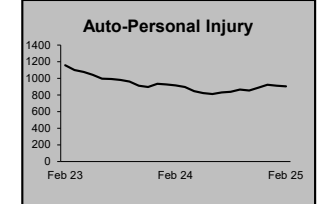
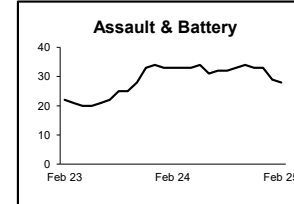
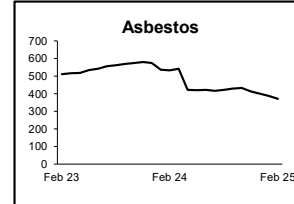
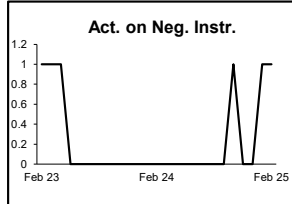
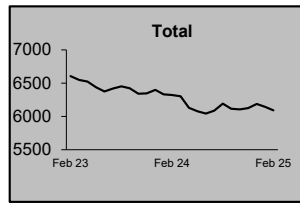
**CIVIL RESOLUTION SUMMARY BY CASETYPE
JULY 2024 - FEBRUARY 2025
MIDDLESEX**

	Trial			Summary					Total	Percent resolved by						Monthly Resolutions
	Jury	Nonjury	Total	Judgment	Settlement	Default Judgment	Dismiss	Other		Trial	Sum Jud	Settle	Default J	Dismiss	Other	
Act on Neg Inst	0	0	0	1	0	5	2	1	9	0%	11%	0%	56%	22%	11%	
Asbestos	0	0	0	0	132	0	13	3	148	0%	0%	89%	0%	9%	2%	
Assault & Bat	0	0	0	0	7	0	6	0	13	0%	0%	54%	0%	46%	0%	
Auto - Pers Inj	29	0	29	2	543	3	1,251	122	1,950	1%	0%	28%	0%	64%	6%	
Auto - Property	0	0	0	1	13	14	30	0	58	0%	2%	22%	24%	52%	0%	
Book Account	0	2	2	19	82	158	227	13	501	0%	4%	16%	32%	45%	3%	
Civil Rights	0	0	0	0	5	0	13	4	22	0%	0%	23%	0%	59%	18%	
Complex Commerc	0	0	0	0	4	2	5	5	16	0%	0%	25%	13%	31%	31%	
Condemnation	0	0	0	0	3	0	6	13	22	0%	0%	14%	0%	27%	59%	
Construction	0	0	0	1	6	1	5	0	13	0%	8%	46%	8%	38%	0%	
Contract/Commer	1	4	5	11	89	104	399	37	646	1%	2%	14%	16%	62%	6%	
Employment	0	0	0	0	5	0	13	2	20	0%	0%	25%	0%	65%	10%	
Lieu of P. Writ	0	3	3	3	2	0	16	1	25	12%	12%	8%	0%	64%	4%	
Medical Malprac	5	0	5	0	30	0	35	11	81	6%	0%	37%	0%	43%	14%	
Name Change	0	0	0	0	0	0	32	153	185	0%	0%	0%	0%	17%	83%	
Other Insurance	0	0	0	1	5	4	13	5	28	0%	4%	18%	14%	46%	18%	
Other MCL	0	0	0	0	0	0	153	4	157	0%	0%	0%	0%	97%	3%	
Other Track 1	0	1	1	2	27	13	125	60	228	0%	1%	12%	6%	55%	26%	
Other Track 3	3	0	3	0	47	1	115	26	192	2%	0%	24%	1%	60%	14%	
Other Track 4	0	0	0	0	2	1	4	0	7	0%	0%	29%	14%	57%	0%	
Personal Injury	9	0	9	2	257	1	372	53	694	1%	0%	37%	0%	54%	8%	
Prod Liability	0	0	0	0	3	0	15	6	24	0%	0%	13%	0%	63%	25%	
Prof Malpractic	0	0	0	0	15	0	12	3	30	0%	0%	50%	0%	40%	10%	
PIP Coverage	0	0	0	0	3	0	5	1	9	0%	0%	33%	0%	56%	11%	
Real Property	0	0	0	0	2	2	13	4	21	0%	0%	10%	10%	62%	19%	
Tort Other	1	2	3	1	21	7	47	8	87	3%	1%	24%	8%	54%	9%	
Toxic Tort	0	0	0	0	1	0	0	1	2	0%	0%	50%	0%	0%	50%	
UM/UIM Bod Inj	1	0	1	0	34	1	93	11	140	1%	0%	24%	1%	66%	8%	
Total	49	12	61	44	1,338	317	3,020	547	5,328	1%	1%	25%	6%	57%	10%	



**CIVIL BACKLOG BY CASETYPE
FEBRUARY 2025
MIDDLESEX**

	Total	Backlog	% chg
Feb 23		6,606	
Feb 24		6,319	-4%
Feb 25		6,089	-4%



1) Casetypes with the state's largest backlogs are highlighted

**CIVIL CASELOAD SUMMARY BY CASETYPE
FEBRUARY 2025
MONMOUTH**

	Filings			Resolutions			Clearance		Backlog			Backlog Percent		Backlog Per 100 Monthly Filings		Active Pending		
	Jul 2023 to Feb 2024	Jul 2024 to Feb 2025	percent change	Jul 2023 to Feb 2024	Jul 2024 to Feb 2025	percent change	Feb 2025		Feb 2024	Feb 2025	percent change	Feb 2024	Feb 2025	Feb 2024	Feb 2025	Feb 2024	Feb 2025	percent change
							number	percent										
Act on Neg Inst	7	5	-29%	4	4	0%	-1	80%	2	1	-50%	25%	14%	218	120	8	7	-13%
Asbestos	1	0	-100%	1	0	-100%	0	100%	0	0	0%	0%	0%	0	0	0	0	0%
Assault & Bat	10	12	20%	18	26	44%	14	217%	26	6	-77%	62%	29%	2,080	514	42	21	-50%
Auto - Pers Inj	797	821	3%	872	720	-17%	-101	88%	289	246	-15%	20%	16%	285	243	1,476	1,496	1%
Auto - Property	42	33	-21%	33	33	0%	0	100%	2	5	150%	4%	13%	42	130	49	38	-22%
Book Account	352	435	24%	294	418	42%	-17	96%	24	18	-25%	8%	6%	55	34	294	316	7%
Civil Rights	14	15	7%	9	10	11%	-5	67%	7	8	14%	25%	28%	400	457	28	29	4%
Complex Comm	11	17	55%	29	17	-41%	0	100%	10	12	20%	29%	32%	462	600	35	37	6%
Condemnation	20	10	-50%	30	9	-70%	-1	90%	4	3	-25%	27%	18%	218	212	15	17	13%
Construction	23	27	17%	31	22	-29%	-5	81%	16	11	-31%	33%	24%	549	330	48	45	-6%
Contract/Comm	496	596	20%	493	550	12%	-46	92%	82	72	-12%	15%	12%	133	102	562	623	11%
Employment	11	14	27%	12	7	-42%	-7	50%	3	3	0%	25%	17%	225	212	12	18	50%
Lieu of P. Writ	29	34	17%	42	25	-40%	-9	74%	8	5	-38%	16%	9%	209	140	51	56	10%
Medical Malprac	63	53	-16%	69	71	3%	18	134%	82	71	-13%	37%	36%	994	1,078	221	199	-10%
Name Change	137	166	21%	125	151	21%	-15	91%	1	0	-100%	2%	0%	6	0	54	64	19%
Other Insurance	21	25	19%	16	16	0%	-9	64%	5	9	80%	22%	35%	214	327	23	26	13%
Other MCL	0	0	0%	0	0	0%	0	100%	0	0	0%	0%	0%	0	0	0	0	0%
Other Track 1	221	210	-5%	191	202	6%	-8	96%	43	25	-42%	19%	15%	164	102	228	162	-29%
Other Track 3	130	90	-31%	96	98	2%	8	109%	32	34	6%	14%	15%	193	262	229	228	0%
Other Track 4	7	53	657%	15	12	-20%	-41	23%	26	23	-12%	51%	24%	1,733	445	51	95	86%
Personal Injury	431	421	-2%	424	348	-18%	-73	83%	210	202	-4%	24%	23%	401	395	870	881	1%
Prod Liability	10	10	0%	12	10	-17%	0	100%	1	11	>999%	5%	44%	75	1,100	22	25	14%
Prof Malpractic	23	19	-17%	31	34	10%	15	179%	27	28	4%	33%	37%	900	1,120	83	75	-10%
PIP Coverage	1	4	300%	6	6	0%	2	150%	0	1		0%	50%	0	171	2	2	0%
Real Property	16	10	-38%	16	20	25%	10	200%	6	2	-67%	30%	17%	288	120	20	12	-40%
Tort Other	81	78	-4%	99	93	-6%	15	119%	26	25	-4%	20%	20%	233	254	133	125	-6%
Toxic Tort	1	0	-100%	1	1	0%	1	100%	0	0	0%	0%	0%	0	0	1	0	-100%
UM/UIM Bod Inj	36	50	39%	69	35	-49%	-15	70%	9	16	78%	13%	21%	180	259	69	77	12%
Total	2,991	3,208	7%	3,038	2,938	-3%	-270	92%	941	837	-11%	20%	18%	250	215	4,626	4,674	1%

CIVIL BACKLOG SUMMARY BY CASETYPE

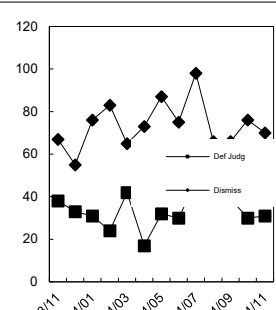
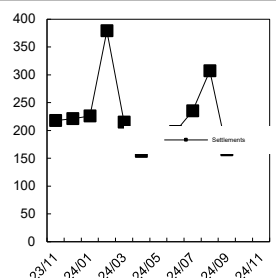
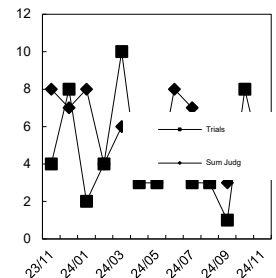
February 2025

MONMOUTH

	Cases in Backlog															Total Backlog
	Track 1					Track 2				Track 3			Track 4			
	12 to 18 months	18 to 24 months	24 to 36 months	over 36 months	Total Track 1	18 to 24 months	24 to 36 months	over 36 months	Total Track 2	24 to 36 months	over 36 months	Total Track 3	24 to 36 months	over 36 months	Total Track 4	
Act on Neg Inst	1	0	0	0	1	0	0	0	0	0	0	0	0	0	0	1
Asbestos	0	0	0	0	0	0	0	0	0	0	0	0	0	0	0	0
Assault & Bat	0	0	0	0	0	0	0	0	0	2	4	6	0	0	0	6
Auto - Pers Inj	0	0	0	0	0	154	68	24	246	0	0	0	0	0	0	246
Auto - Property	0	0	0	0	0	4	1	0	5	0	0	0	0	0	0	5
Book Account	15	3	0	0	18	0	0	0	0	0	0	0	0	0	0	18
Civil Rights	0	0	0	0	0	0	0	0	0	4	4	8	0	0	0	8
Complex Comm	0	0	0	0	0	0	0	0	0	0	0	0	4	8	12	12
Condemnation	0	0	0	0	0	0	0	0	0	2	1	3	0	0	0	3
Construction	0	0	0	0	0	4	7	0	11	0	0	0	0	0	0	11
Contract/Comm	0	0	0	0	0	25	35	12	72	0	0	0	0	0	0	72
Employment	0	0	0	0	0	2	1	0	3	0	0	0	0	0	0	3
Lieu of P. Writ	0	0	0	0	0	0	0	0	0	0	0	0	2	3	5	5
Medical Malprac	0	0	0	0	0	0	0	0	0	33	38	71	0	0	0	71
Name Change	0	0	0	0	0	0	0	0	0	0	0	0	0	0	0	0
Other Insurance	2	5	1	1	9	0	0	0	0	0	0	0	0	0	0	9
Other MCL	0	0	0	0	0	0	0	0	0	0	0	0	0	0	0	0
Other Track 1	10	8	6	1	25	0	0	0	0	0	0	0	0	0	0	25
Other Track 3	0	0	0	0	0	0	0	0	0	20	14	34	0	0	0	34
Other Track 4	0	0	0	0	0	0	0	0	0	0	0	0	10	13	23	23
Personal Injury	0	0	0	0	0	104	76	22	202	0	0	0	0	0	0	202
Prod Liability	0	0	0	0	0	0	0	0	0	10	1	11	0	0	0	11
Prof Malpractic	0	0	0	0	0	0	0	0	0	14	14	28	0	0	0	28
PIP Coverage	0	1	0	0	1	0	0	0	0	0	0	0	0	0	0	1
Real Property	1	0	0	1	2	0	0	0	0	0	0	0	0	0	0	2
Tort Other	0	0	0	0	0	12	9	4	25	0	0	0	0	0	0	25
Toxic Tort	0	0	0	0	0	0	0	0	0	0	0	0	0	0	0	0
UM/UIM Bod Inj	0	0	0	0	0	11	4	1	16	0	0	0	0	0	0	16
Total	29	17	7	3	56	316	201	63	580	85	76	161	16	24	40	837

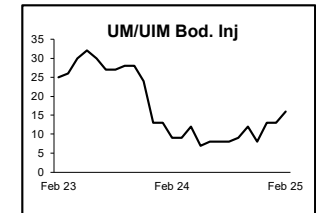
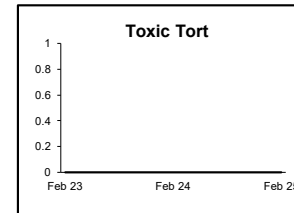
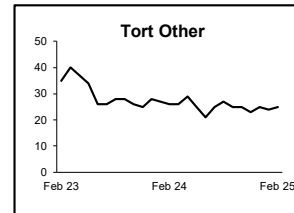
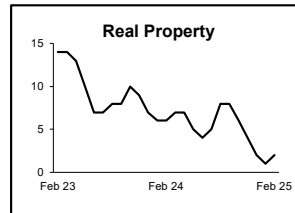
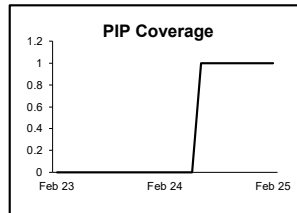
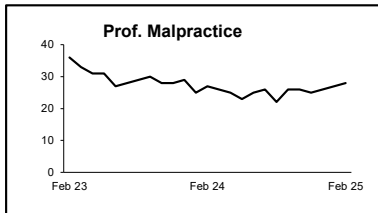
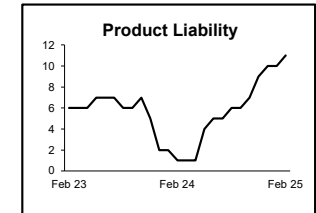
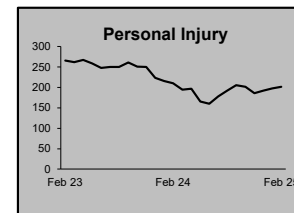
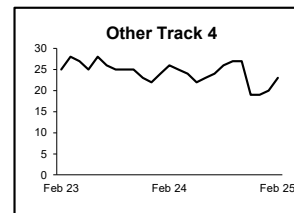
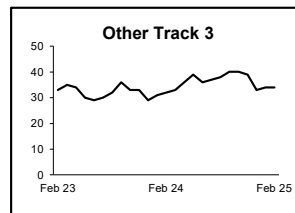
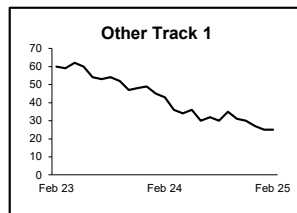
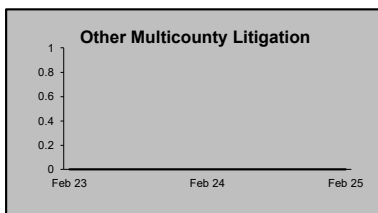
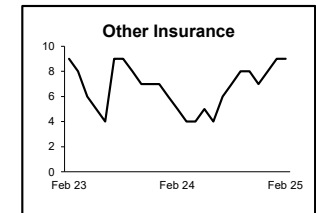
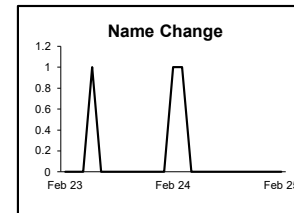
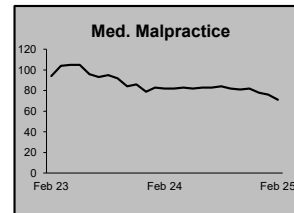
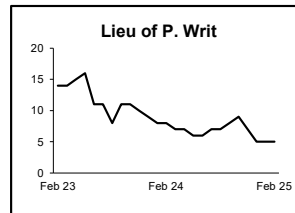
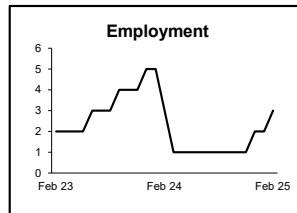
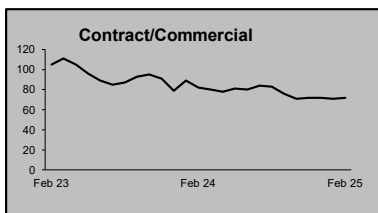
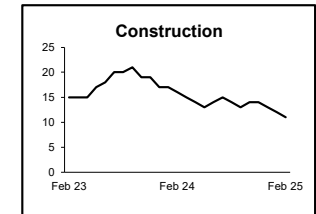
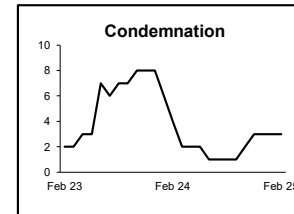
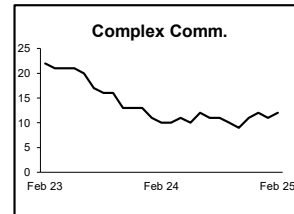
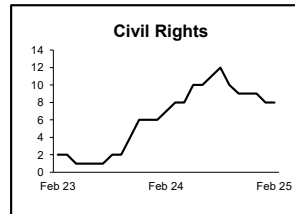
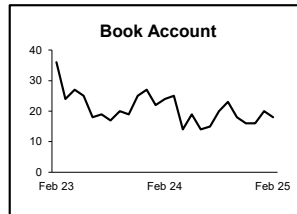
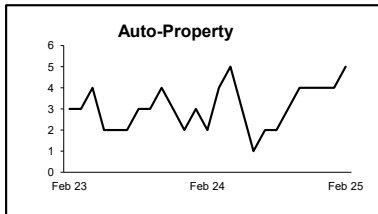
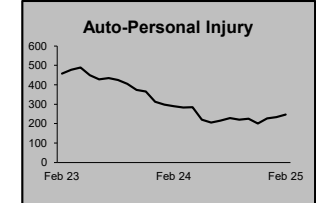
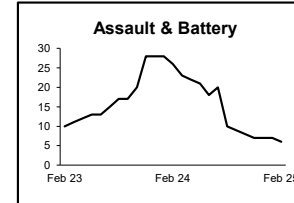
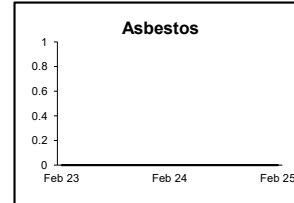
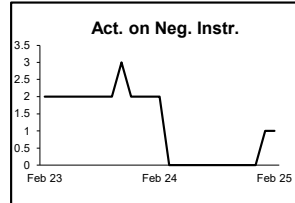
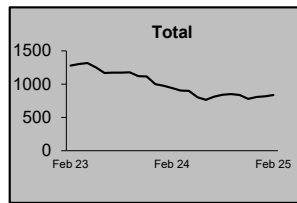
**CIVIL RESOLUTION SUMMARY BY CASETYPE
JULY 2024 - FEBRUARY 2025
MONMOUTH**

	Trial			Summary					Total	Percent resolved by						Monthly Resolutions
	Jury	Nonjury	Total	Judgment	Settlement	Default Judgment	Dismiss	Other		Trial	Sum Jud	Settle	Default J	Dismiss	Other	
Act on Neg Inst	0	0	0	0	3	1	0	0	4	0%	0%	75%	25%	0%	0%	
Asbestos	0	0	0	0	0	0	0	0	0	0%	0%	0%	0%	0%	0%	
Assault & Bat	0	1	1	1	10	2	12	0	26	4%	4%	38%	8%	46%	0%	
Auto - Pers Inj	9	0	9	3	593	7	90	18	720	1%	0%	82%	1%	13%	3%	
Auto - Property	0	0	0	0	15	4	14	0	33	0%	0%	45%	12%	42%	0%	
Book Account	0	0	0	10	135	136	127	10	418	0%	2%	32%	33%	30%	2%	
Civil Rights	1	0	1	0	5	0	4	0	10	10%	0%	50%	0%	40%	0%	
Complex Commerc	1	0	1	0	7	0	3	6	17	6%	0%	41%	0%	18%	35%	
Condemnation	1	0	1	1	5	0	1	1	9	11%	11%	56%	0%	11%	11%	
Construction	0	0	0	0	15	1	4	2	22	0%	0%	68%	5%	18%	9%	
Contract/Commer	2	4	6	12	201	94	156	81	550	1%	2%	37%	17%	28%	15%	
Employment	0	0	0	0	4	0	2	1	7	0%	0%	57%	0%	29%	14%	
Lieu of P. Writ	0	1	1	1	11	0	8	4	25	4%	4%	44%	0%	32%	16%	
Medical Malprac	4	0	4	2	46	0	14	5	71	6%	3%	65%	0%	20%	7%	
Name Change	0	0	0	0	0	0	10	141	151	0%	0%	0%	0%	7%	93%	
Other Insurance	0	0	0	0	7	1	7	1	16	0%	0%	44%	6%	44%	6%	
Other MCL	0	0	0	0	0	0	0	0	0	0%	0%	0%	0%	0%	0%	
Other Track 1	0	1	1	2	89	9	59	42	202	0%	1%	44%	4%	29%	21%	
Other Track 3	0	0	0	1	72	0	12	13	98	0%	1%	73%	0%	12%	13%	
Other Track 4	0	0	0	0	7	1	1	3	12	0%	0%	58%	8%	8%	25%	
Personal Injury	1	0	1	4	267	4	43	29	348	0%	1%	77%	1%	12%	8%	
Prod Liability	0	0	0	0	4	0	1	5	10	0%	0%	40%	0%	10%	50%	
Prof Malpractic	0	0	0	2	26	0	4	2	34	0%	6%	76%	0%	12%	6%	
PIP Coverage	0	0	0	0	4	0	2	0	6	0%	0%	67%	0%	33%	0%	
Real Property	0	3	3	0	8	0	7	2	20	15%	0%	40%	0%	35%	10%	
Tort Other	1	0	1	1	57	5	23	6	93	1%	1%	61%	5%	25%	6%	
Toxic Tort	0	0	0	0	0	0	1	0	1	0%	0%	0%	0%	100%	0%	
UM/UIB Bod Inj	1	0	1	0	27	0	6	1	35	3%	0%	77%	0%	17%	3%	
Total	21	10	31	40	1,618	265	611	373	2,938	1%	1%	55%	9%	21%	13%	



CIVIL BACKLOG BY CASETYPE FEBRUARY 2025 MONMOUTH

	Total	Backlog	% chg
Feb 23		1,274	
Feb 24		941	-26%
Feb 25		837	-11%



1) Casetypes with the state's largest backlogs are highlighted.

**CIVIL CASELOAD SUMMARY BY CASETYPE
FEBRUARY 2025
MORRIS**

	Filings			Resolutions			Clearance		Backlog			Backlog Percent		Backlog Per 100 Monthly Filings		Active Pending		
	Jul 2023 to Feb 2024	Jul 2024 to Feb 2025	percent change	Jul 2023 to Feb 2024	Jul 2024 to Feb 2025	percent change	Feb 2025		Feb 2024	Feb 2025	percent change	Feb 2024	Feb 2025	Feb 2024	Feb 2025	Feb 2024	Feb 2025	percent change
							number	percent										
Act on Neg Inst	4	7	75%	1	4	300%	-3	57%	0	0	0%	0%	0%	0	0	3	7	133%
Asbestos	0	0	0%	0	0	0%	0	100%	0	0	0%	0%	0%	0	0	0	0	0%
Assault & Bat	4	5	25%	5	8	60%	3	160%	49	59	20%	92%	89%	14,700	6,436	53	66	25%
Auto - Pers Inj	347	382	10%	365	330	-10%	-52	86%	153	110	-28%	24%	16%	350	229	650	688	6%
Auto - Property	20	17	-15%	20	13	-35%	-4	76%	3	2	-33%	14%	10%	116	100	21	21	0%
Book Account	263	323	23%	213	273	28%	-50	85%	7	14	100%	4%	5%	23	35	188	259	38%
Civil Rights	10	7	-30%	4	8	100%	1	114%	9	8	-11%	45%	40%	900	1,200	20	20	0%
Complex Comm	18	12	-33%	18	21	17%	9	175%	31	20	-35%	54%	32%	1,329	1,200	57	62	9%
Condemnation	5	0	-100%	4	3	-25%	3	100%	1	0	-100%	14%	0%	150	0	7	2	-71%
Construction	14	15	7%	25	11	-56%	-4	73%	7	4	-43%	27%	14%	365	178	26	28	8%
Contract/Comm	292	359	23%	294	322	10%	-37	90%	73	44	-40%	16%	10%	191	104	453	425	-6%
Employment	7	8	14%	14	6	-57%	-2	75%	1	1	0%	13%	9%	109	80	8	11	38%
Lieu of P. Writ	20	10	-50%	13	17	31%	7	170%	3	0	-100%	11%	0%	150	0	28	18	-36%
Medical Malprac	34	35	3%	33	41	24%	6	117%	78	63	-19%	49%	44%	1,614	1,609	158	142	-10%
Name Change	102	150	47%	87	151	74%	1	101%	0	0	0%	0%	0%	0	0	27	30	11%
Other Insurance	12	13	8%	16	7	-56%	-6	54%	3	1	-67%	21%	10%	180	67	14	10	-29%
Other MCL	0	0	0%	0	0	0%	0	100%	0	0	0%	0%	0%	0	0	0	0	0%
Other Track 1	138	124	-10%	95	89	-6%	-35	72%	4	1	-75%	4%	1%	24	7	110	99	-10%
Other Track 3	64	65	2%	48	72	50%	7	111%	47	25	-47%	31%	18%	558	326	152	136	-11%
Other Track 4	6	43	617%	9	8	-11%	-35	19%	15	8	-47%	56%	15%	2,250	204	27	54	100%
Personal Injury	206	215	4%	222	212	-5%	-3	99%	143	102	-29%	30%	23%	568	383	483	453	-6%
Prod Liability	3	13	333%	7	15	114%	2	115%	12	3	-75%	52%	18%	1,800	180	23	17	-26%
Prof Malpractic	22	17	-23%	15	22	47%	5	129%	27	15	-44%	44%	34%	1,117	900	62	44	-29%
PIP Coverage	31	34	10%	31	26	-16%	-8	76%	0	0	0%	0%	0%	0	0	15	22	47%
Real Property	10	10	0%	6	4	-33%	-6	40%	1	2	100%	11%	17%	75	171	9	12	33%
Tort Other	43	48	12%	50	48	-4%	0	100%	10	10	0%	14%	14%	171	162	72	69	-4%
Toxic Tort	0	2		1	0	-100%	-2	0%	0	0	0%	0%	0%	0	0	0	2	
UM/UIM Bod Inj	10	17	70%	19	15	-21%	-2	88%	7	3	-57%	32%	10%	525	124	22	30	36%
Total	1,685	1,931	15%	1,615	1,726	7%	-205	89%	684	495	-28%	25%	18%	327	212	2,688	2,727	1%

CIVIL BACKLOG SUMMARY BY CASETYPE

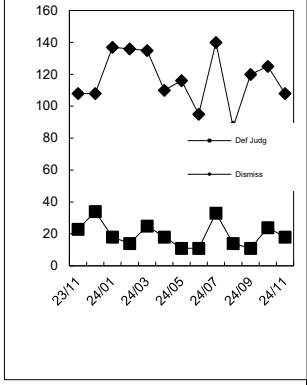
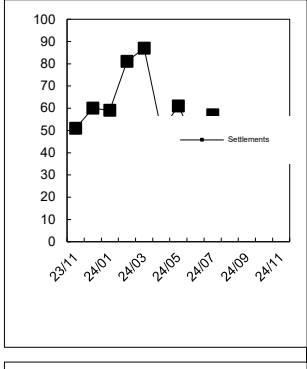
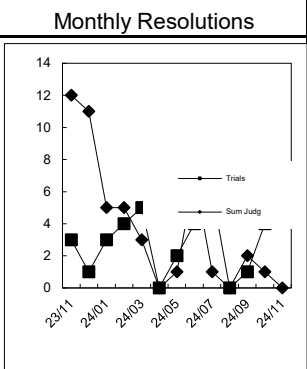
February 2025

MORRIS

	Cases in Backlog															Total Backlog
	Track 1					Track 2				Track 3			Track 4			
	12 to 18 months	18 to 24 months	24 to 36 months	over 36 months	Total Track 1	18 to 24 months	24 to 36 months	over 36 months	Total Track 2	24 to 36 months	over 36 months	Total Track 3	24 to 36 months	over 36 months	Total Track 4	
Act on Neg Inst	0	0	0	0	0	0	0	0	0	0	0	0	0	0	0	0
Asbestos	0	0	0	0	0	0	0	0	0	0	0	0	0	0	0	0
Assault & Bat	0	0	0	0	0	0	0	0	0	10	49	59	0	0	0	59
Auto - Pers Inj	0	0	0	0	0	69	39	2	110	0	0	0	0	0	0	110
Auto - Property	0	0	0	0	0	1	1	0	2	0	0	0	0	0	0	2
Book Account	14	0	0	0	14	0	0	0	0	0	0	0	0	0	0	14
Civil Rights	0	0	0	0	0	0	0	0	0	2	6	8	0	0	0	8
Complex Comm	0	0	0	0	0	0	0	0	0	0	0	0	2	18	20	20
Condemnation	0	0	0	0	0	0	0	0	0	0	0	0	0	0	0	0
Construction	0	0	0	0	0	4	0	0	4	0	0	0	0	0	0	4
Contract/Comm	0	0	0	0	0	29	14	1	44	0	0	0	0	0	0	44
Employment	0	0	0	0	0	1	0	0	1	0	0	0	0	0	0	1
Lieu of P. Writ	0	0	0	0	0	0	0	0	0	0	0	0	0	0	0	0
Medical Malprac	0	0	0	0	0	0	0	0	0	29	34	63	0	0	0	63
Name Change	0	0	0	0	0	0	0	0	0	0	0	0	0	0	0	0
Other Insurance	1	0	0	0	1	0	0	0	0	0	0	0	0	0	0	1
Other MCL	0	0	0	0	0	0	0	0	0	0	0	0	0	0	0	0
Other Track 1	1	0	0	0	1	0	0	0	0	0	0	0	0	0	0	1
Other Track 3	0	0	0	0	0	0	0	0	0	11	14	25	0	0	0	25
Other Track 4	0	0	0	0	0	0	0	0	0	0	0	0	2	6	8	8
Personal Injury	0	0	0	0	0	51	48	3	102	0	0	0	0	0	0	102
Prod Liability	0	0	0	0	0	0	0	0	0	2	1	3	0	0	0	3
Prof Malpractic	0	0	0	0	0	0	0	0	0	8	7	15	0	0	0	15
PIP Coverage	0	0	0	0	0	0	0	0	0	0	0	0	0	0	0	0
Real Property	2	0	0	0	2	0	0	0	0	0	0	0	0	0	0	2
Tort Other	0	0	0	0	0	6	3	1	10	0	0	0	0	0	0	10
Toxic Tort	0	0	0	0	0	0	0	0	0	0	0	0	0	0	0	0
UM/UIM Bod Inj	0	0	0	0	0	1	2	0	3	0	0	0	0	0	0	3
Total	18	0	0	0	18	162	107	7	276	62	111	173	4	24	28	495

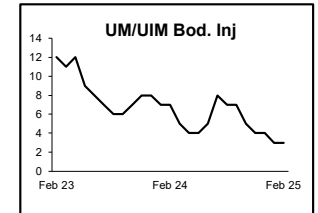
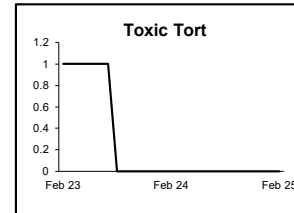
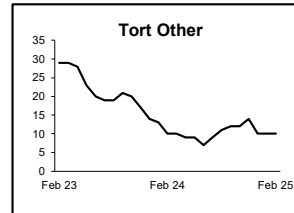
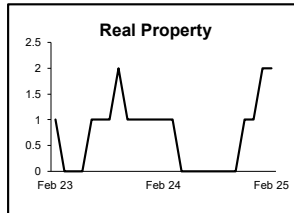
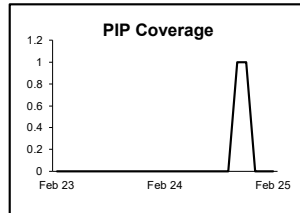
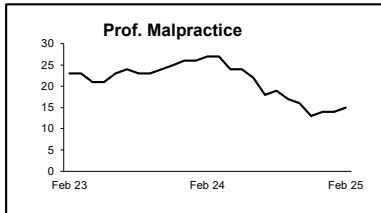
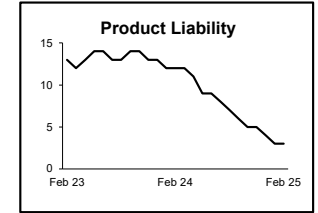
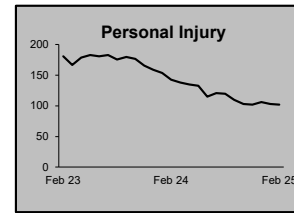
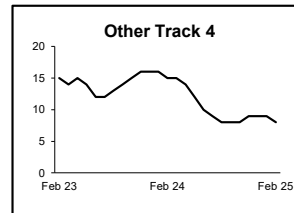
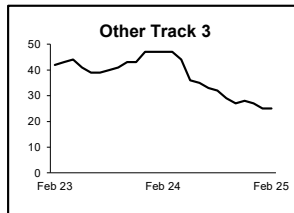
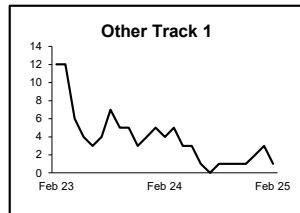
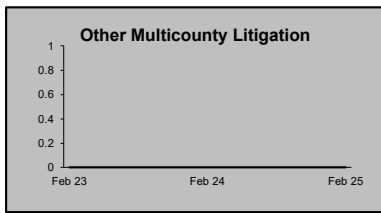
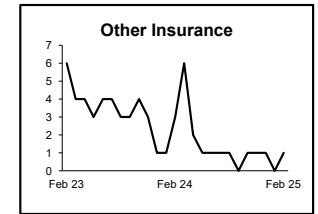
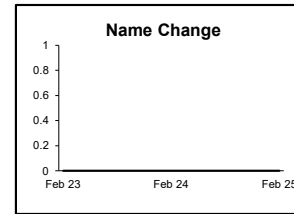
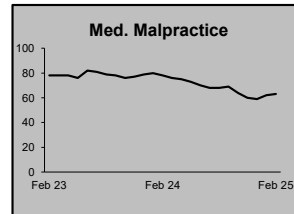
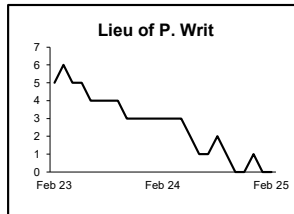
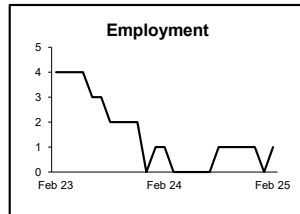
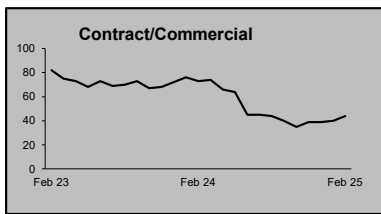
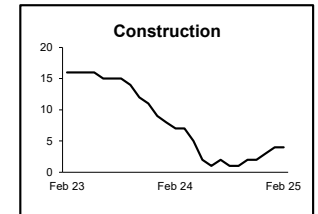
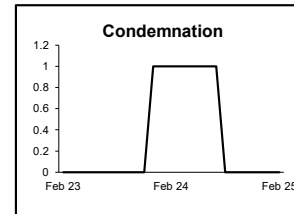
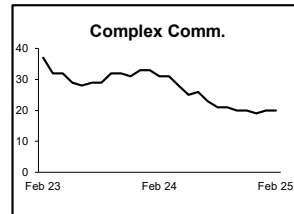
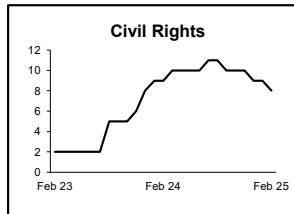
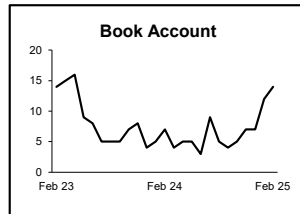
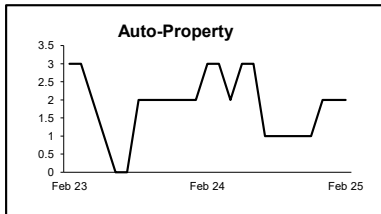
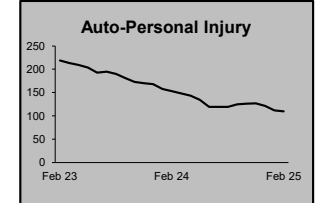
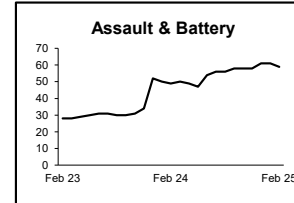
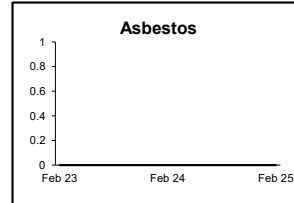
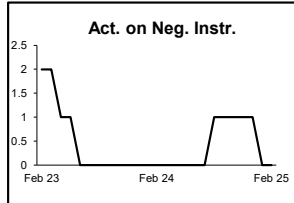
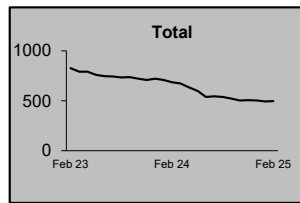
CIVIL RESOLUTION SUMMARY BY CASETYPE
JULY 2024 - FEBRUARY 2025
MORRIS

	Trial			Summary					Total	Percent resolved by						Monthly Resolutions
	Jury	Nonjury	Total	Judgment	Settlement	Default Judgment	Dismiss	Other		Trial	Sum Jud	Settle	Default J	Dismiss	Other	
Act on Neg Inst	0	0	0	0	1	2	1	0	4	0%	0%	25%	50%	25%	0%	
Asbestos	0	0	0	0	0	0	0	0	0	0%	0%	0%	0%	0%	0%	
Assault & Bat	0	0	0	0	2	0	6	0	8	0%	0%	25%	0%	75%	0%	
Auto - Pers Inj	3	0	3	0	101	0	212	14	330	1%	0%	31%	0%	64%	4%	
Auto - Property	0	0	0	0	4	2	6	1	13	0%	0%	31%	15%	46%	8%	
Book Account	0	0	0	4	55	78	132	4	273	0%	1%	20%	29%	48%	1%	
Civil Rights	0	0	0	0	2	0	3	3	8	0%	0%	25%	0%	38%	38%	
Complex Commerc	1	0	1	0	6	0	13	1	21	5%	0%	29%	0%	62%	5%	
Condemnation	0	0	0	0	0	0	0	3	3	0%	0%	0%	0%	0%	100%	
Construction	0	0	0	0	3	1	5	2	11	0%	0%	27%	9%	45%	18%	
Contract/Commer	1	1	2	6	65	48	193	8	322	1%	2%	20%	15%	60%	2%	
Employment	0	0	0	0	0	0	5	1	6	0%	0%	0%	0%	83%	17%	
Lieu of P. Writ	0	2	2	0	3	0	8	4	17	12%	0%	18%	0%	47%	24%	
Medical Malprac	5	0	5	0	21	0	14	1	41	12%	0%	51%	0%	34%	2%	
Name Change	0	0	0	0	0	0	9	142	151	0%	0%	0%	0%	6%	94%	
Other Insurance	0	0	0	0	0	0	6	1	7	0%	0%	0%	0%	86%	14%	
Other MCL	0	0	0	0	0	0	0	0	0	0%	0%	0%	0%	0%	0%	
Other Track 1	0	0	0	0	21	5	50	13	89	0%	0%	24%	6%	56%	15%	
Other Track 3	3	1	4	1	22	0	37	8	72	6%	1%	31%	0%	51%	11%	
Other Track 4	0	0	0	0	5	1	1	1	8	0%	0%	63%	13%	13%	13%	
Personal Injury	2	0	2	0	71	2	122	15	212	1%	0%	33%	1%	58%	7%	
Prod Liability	0	0	0	0	4	1	6	4	15	0%	0%	27%	7%	40%	27%	
Prof Malpractic	1	0	1	1	9	0	9	2	22	5%	5%	41%	0%	41%	9%	
PIP Coverage	0	0	0	0	4	0	19	3	26	0%	0%	15%	0%	73%	12%	
Real Property	0	1	1	0	0	0	2	1	4	25%	0%	0%	0%	50%	25%	
Tort Other	0	1	1	0	12	0	32	3	48	2%	0%	25%	0%	67%	6%	
Toxic Tort	0	0	0	0	0	0	0	0	0	0%	0%	0%	0%	0%	0%	
UM/UIM Bod Inj	0	0	0	0	5	0	10	0	15	0%	0%	33%	0%	67%	0%	
Total	16	6	22	12	416	140	901	235	1,726	1%	1%	24%	8%	52%	14%	



**CIVIL BACKLOG BY CASETYPE
FEBRUARY 2025
MORRIS**

	Total	Backlog	% chg
Feb 23		825	
Feb 24		684	-17%
Feb 25		495	-28%



1) Casetypes with the state's largest backlogs are highlighted.

**CIVIL CASELOAD SUMMARY BY CASETYPE
FEBRUARY 2025
OCEAN**

	Filings			Resolutions			Clearance		Backlog			Backlog Percent		Backlog Per 100 Monthly Filings		Active Pending		
	Jul 2023 to Feb 2024	Jul 2024 to Feb 2025	percent change	Jul 2023 to Feb 2024	Jul 2024 to Feb 2025	percent change	Feb 2025		Feb 2024	Feb 2025	percent change	Feb 2024	Feb 2025	Feb 2024	Feb 2025	Feb 2024	Feb 2025	percent change
							number	percent										
Act on Neg Inst	3	4	33%	0	5		1	125%	0	0	0%	0%	0%	0	0	3	4	33%
Asbestos	0	0	0%	0	0	0%	0	100%	0	0	0%	0%	0%	0	0	0	0	0%
Assault & Bat	3	3	0%	6	5	-17%	2	167%	7	4	-43%	44%	29%	1,680	600	16	14	-13%
Auto - Pers Inj	546	593	9%	605	548	-9%	-45	92%	298	259	-13%	27%	23%	422	367	1,118	1,107	-1%
Auto - Property	30	22	-27%	24	26	8%	4	118%	3	1	-67%	8%	4%	73	35	39	28	-28%
Book Account	253	433	71%	213	301	41%	-132	70%	8	14	75%	4%	4%	28	29	187	344	84%
Civil Rights	4	11	175%	6	5	-17%	-6	45%	4	5	25%	40%	25%	686	353	10	20	100%
Complex Comm	3	19	533%	7	6	-14%	-13	32%	2	3	50%	22%	14%	480	164	9	22	144%
Condemnation	13	39	200%	31	19	-39%	-20	49%	17	14	-18%	57%	28%	785	373	30	50	67%
Construction	14	16	14%	20	9	-55%	-7	56%	11	11	0%	35%	32%	508	528	31	34	10%
Contract/Comm	279	339	22%	293	304	4%	-35	90%	39	48	23%	13%	13%	102	110	309	368	19%
Employment	3	6	100%	6	4	-33%	-2	67%	4	4	0%	44%	29%	686	436	9	14	56%
Lieu of P. Writ	28	42	50%	30	41	37%	-1	98%	4	4	0%	9%	10%	96	84	44	41	-7%
Medical Malprac	36	39	8%	31	32	3%	-7	82%	54	55	2%	39%	41%	1,117	1,200	140	133	-5%
Name Change	115	117	2%	117	130	11%	13	111%	0	0	0%	0%	0%	0	0	40	37	-8%
Other Insurance	8	15	88%	11	15	36%	0	100%	3	4	33%	20%	21%	257	155	15	19	27%
Other MCL	0	0	0%	0	0	0%	0	100%	0	0	0%	0%	0%	0	0	0	0	0%
Other Track 1	189	195	3%	185	181	-2%	-14	93%	42	30	-29%	22%	15%	169	119	187	198	6%
Other Track 3	83	65	-22%	67	57	-15%	-8	88%	23	21	-9%	15%	13%	219	240	153	161	5%
Other Track 4	5	28	460%	11	6	-45%	-22	21%	3	5	67%	21%	13%	300	182	14	38	171%
Personal Injury	343	280	-18%	326	318	-2%	38	114%	215	196	-9%	28%	27%	522	525	761	715	-6%
Prod Liability	5	3	-40%	11	6	-45%	3	200%	6	4	-33%	38%	25%	720	533	16	16	0%
Prof Malpractic	24	26	8%	21	30	43%	4	115%	22	18	-18%	28%	23%	695	617	80	80	0%
PIP Coverage	6	5	-17%	4	4	0%	-1	80%	1	1	0%	17%	14%	150	171	6	7	17%
Real Property	11	6	-45%	13	11	-15%	5	183%	6	2	-67%	50%	29%	424	185	12	7	-42%
Tort Other	63	62	-2%	54	74	37%	12	119%	25	15	-40%	23%	15%	297	171	108	97	-10%
Toxic Tort	0	0	0%	0	0	0%	0	100%	0	0	0%	0%	0%	0	0	0	0	0%
UM/UIM Bod Inj	22	37	68%	36	33	-8%	-4	89%	4	6	50%	10%	12%	109	124	39	51	31%
Total	2,089	2,405	15%	2,128	2,170	2%	-235	90%	801	724	-10%	24%	20%	298	243	3,376	3,605	7%

CIVIL BACKLOG SUMMARY BY CASETYPE

February 2025

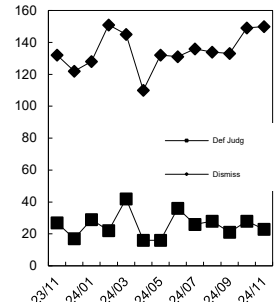
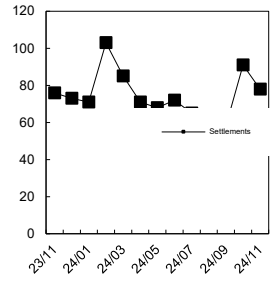
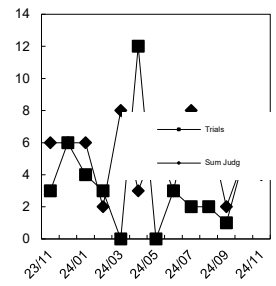
OCEAN

	Cases in Backlog															Total Backlog
	Track 1					Track 2				Track 3			Track 4			
	12 to 18 months	18 to 24 months	24 to 36 months	over 36 months	Total Track 1	18 to 24 months	24 to 36 months	over 36 months	Total Track 2	24 to 36 months	over 36 months	Total Track 3	24 to 36 months	over 36 months	Total Track 4	
Act on Neg Inst	0	0	0	0	0	0	0	0	0	0	0	0	0	0	0	0
Asbestos	0	0	0	0	0	0	0	0	0	0	0	0	0	0	0	0
Assault & Bat	0	0	0	0	0	0	0	0	0	2	2	4	0	0	0	4
Auto - Pers Inj	0	0	0	0	0	142	82	33	257	0	2	2	0	0	0	259
Auto - Property	0	0	0	0	0	1	0	0	1	0	0	0	0	0	0	1
Book Account	10	3	0	0	13	1	0	0	1	0	0	0	0	0	0	14
Civil Rights	0	0	0	0	0	0	0	0	0	2	3	5	0	0	0	5
Complex Comm	0	0	0	0	0	0	0	0	0	0	0	0	3	0	3	3
Condemnation	0	0	0	0	0	0	0	0	0	3	11	14	0	0	0	14
Construction	0	0	0	0	0	2	5	3	10	0	1	1	0	0	0	11
Contract/Comm	0	0	0	0	0	24	17	7	48	0	0	0	0	0	0	48
Employment	0	0	0	0	0	2	1	1	4	0	0	0	0	0	0	4
Lieu of P. Writ	0	0	0	0	0	0	0	0	0	0	0	0	2	2	4	4
Medical Malprac	0	0	0	0	0	0	0	0	0	33	22	55	0	0	0	55
Name Change	0	0	0	0	0	0	0	0	0	0	0	0	0	0	0	0
Other Insurance	2	2	0	0	4	0	0	0	0	0	0	0	0	0	0	4
Other MCL	0	0	0	0	0	0	0	0	0	0	0	0	0	0	0	0
Other Track 1	10	8	8	4	30	0	0	0	0	0	0	0	0	0	0	30
Other Track 3	0	0	0	0	0	0	0	0	0	17	4	21	0	0	0	21
Other Track 4	0	0	0	0	0	2	0	0	2	0	0	0	1	2	3	5
Personal Injury	0	0	0	0	0	89	81	24	194	0	2	2	0	0	0	196
Prod Liability	0	0	0	0	0	0	0	0	0	1	3	4	0	0	0	4
Prof Malpractic	0	0	0	0	0	0	0	0	0	14	4	18	0	0	0	18
PIP Coverage	0	0	0	1	1	0	0	0	0	0	0	0	0	0	0	1
Real Property	1	0	0	1	2	0	0	0	0	0	0	0	0	0	0	2
Tort Other	0	0	0	0	0	7	5	3	15	0	0	0	0	0	0	15
Toxic Tort	0	0	0	0	0	0	0	0	0	0	0	0	0	0	0	0
UM/UIM Bod Inj	0	0	0	0	0	3	2	1	6	0	0	0	0	0	0	6
Total	23	13	8	6	50	273	193	72	538	72	54	126	6	4	10	724

CIVIL RESOLUTION SUMMARY BY CASETYPE
JULY 2024 - FEBRUARY 2025
OCEAN

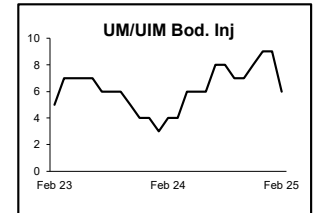
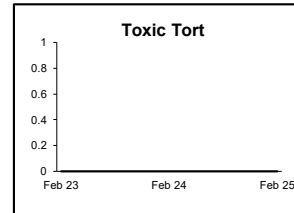
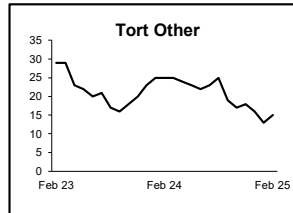
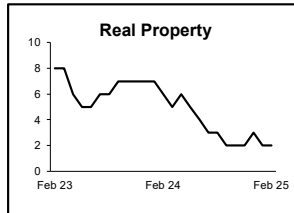
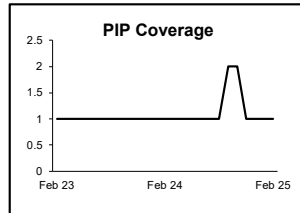
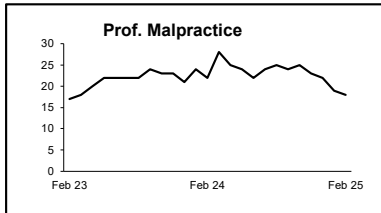
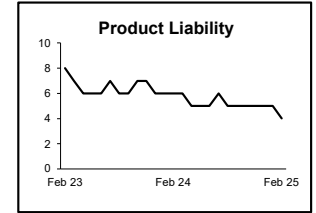
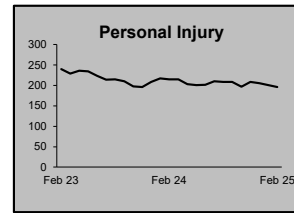
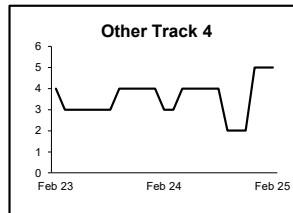
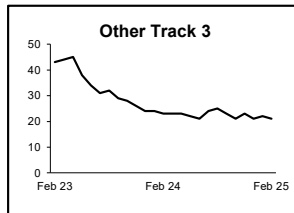
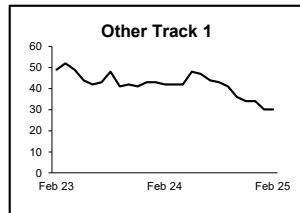
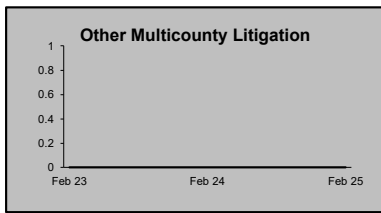
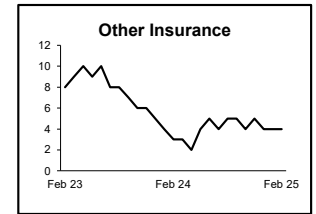
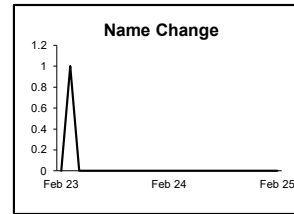
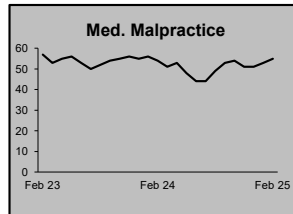
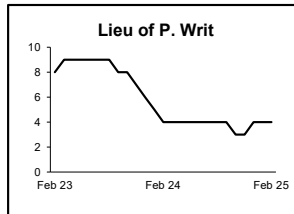
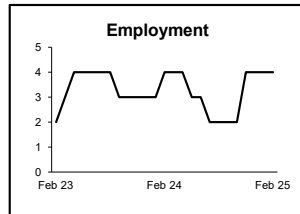
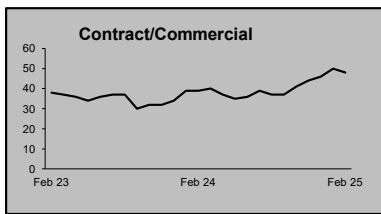
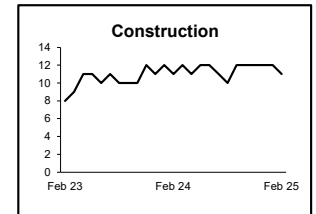
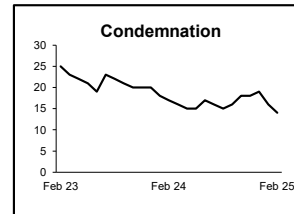
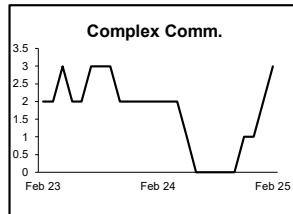
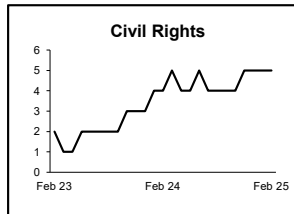
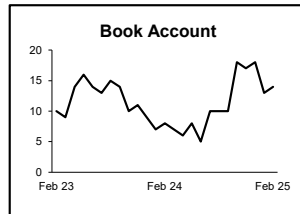
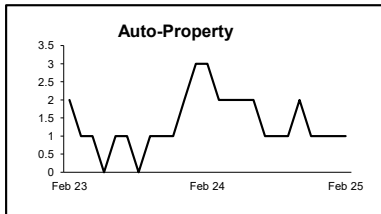
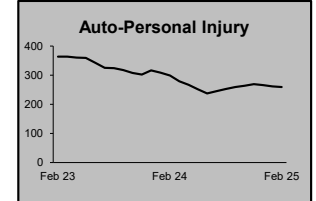
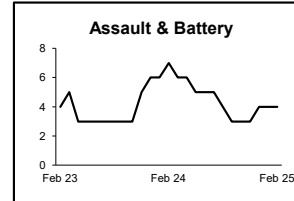
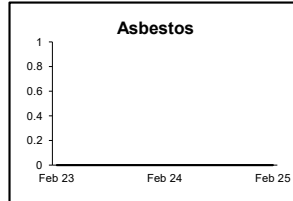
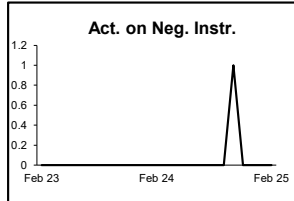
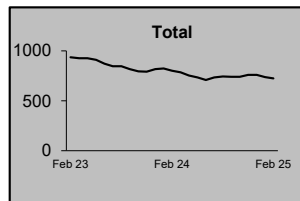
	Trial			Summary					Total	Percent resolved by						Monthly Resolutions
	Jury	Nonjury	Total	Judgment	Settlement	Default Judgment	Dismiss	Other		Trial	Sum Jud	Settle	Default J	Dismiss	Other	
Act on Neg Inst	0	0	0	1	0	2	2	0	5	0%	20%	0%	40%	40%	0%	
Asbestos	0	0	0	0	0	0	0	0	0	0%	0%	0%	0%	0%	0%	
Assault & Bat	0	0	0	0	3	1	1	0	5	0%	0%	60%	20%	20%	0%	
Auto - Pers Inj	6	0	6	3	151	0	363	25	548	1%	1%	28%	0%	66%	5%	
Auto - Property	0	0	0	1	3	5	17	0	26	0%	4%	12%	19%	65%	0%	
Book Account	1	0	1	8	65	100	125	2	301	0%	3%	22%	33%	42%	1%	
Civil Rights	0	0	0	1	0	0	3	1	5	0%	20%	0%	0%	60%	20%	
Complex Commerc	0	0	0	0	1	1	4	0	6	0%	0%	17%	17%	67%	0%	
Condemnation	3	0	3	0	3	0	0	13	19	16%	0%	16%	0%	0%	68%	
Construction	0	0	0	0	6	1	2	0	9	0%	0%	67%	11%	22%	0%	
Contract/Commer	0	0	0	8	60	72	149	15	304	0%	3%	20%	24%	49%	5%	
Employment	0	0	0	0	2	0	1	1	4	0%	0%	50%	0%	25%	25%	
Lieu of P. Writ	0	12	12	3	2	0	18	6	41	29%	7%	5%	0%	44%	15%	
Medical Malprac	1	0	1	1	12	0	16	2	32	3%	3%	38%	0%	50%	6%	
Name Change	0	0	0	0	0	0	13	117	130	0%	0%	0%	0%	10%	90%	
Other Insurance	0	0	0	1	4	1	5	4	15	0%	7%	27%	7%	33%	27%	
Other MCL	0	0	0	0	0	0	0	0	0	0%	0%	0%	0%	0%	0%	
Other Track 1	0	0	0	4	57	3	80	37	181	0%	2%	31%	2%	44%	20%	
Other Track 3	0	0	0	1	17	1	32	6	57	0%	2%	30%	2%	56%	11%	
Other Track 4	0	0	0	0	2	1	3	0	6	0%	0%	33%	17%	50%	0%	
Personal Injury	6	0	6	5	120	1	155	31	318	2%	2%	38%	0%	49%	10%	
Prod Liability	0	0	0	0	4	0	1	1	6	0%	0%	67%	0%	17%	17%	
Prof Malpractic	0	0	0	0	9	1	18	2	30	0%	0%	30%	3%	60%	7%	
PIP Coverage	0	0	0	1	2	0	0	1	4	0%	25%	50%	0%	0%	25%	
Real Property	1	0	1	0	2	1	4	3	11	9%	0%	18%	9%	36%	27%	
Tort Other	0	0	0	0	25	3	42	4	74	0%	0%	34%	4%	57%	5%	
Toxic Tort	0	0	0	0	0	0	0	0	0	0%	0%	0%	0%	0%	0%	
UM/UIM Bod Inj	0	0	0	0	11	0	21	1	33	0%	0%	33%	0%	64%	3%	
Total	18	12	30	38	561	194	1,075	272	2,170	1%	2%	26%	9%	50%	13%	

Monthly Resolutions



**CIVIL BACKLOG BY CASETYPE
FEBRUARY 2025
OCEAN**

	Total	Backlog	% chg
Feb 23		933	
Feb 24		801	-14%
Feb 25		724	-10%



1) Casetypes with the state's largest backlogs are highlighted.

**CIVIL CASELOAD SUMMARY BY CASETYPE
FEBRUARY 2025
PASSAIC**

	Filings			Resolutions			Clearance		Backlog			Backlog Percent		Backlog Per 100 Monthly Filings		Active Pending		
	Jul 2023 to Feb 2024	Jul 2024 to Feb 2025	percent change	Jul 2023 to Feb 2024	Jul 2024 to Feb 2025	percent change	Feb 2025		Feb 2024	Feb 2025	percent change	Feb 2024	Feb 2025	Feb 2024	Feb 2025	Feb 2024	Feb 2025	percent change
							number	percent										
Act on Neg Inst	4	5	25%	7	7	0%	2	140%	3	1	-67%	50%	25%	514	133	6	4	-33%
Asbestos	0	0	0%	0	0	0%	0	100%	0	0	0%	0%	0%	0	0	0	0	0%
Assault & Bat	6	3	-50%	7	12	71%	9	400%	116	109	-6%	88%	93%	17,400	21,800	132	117	-11%
Auto - Pers Inj	1,121	1,158	3%	1,071	1,122	5%	-36	97%	356	265	-26%	19%	14%	253	184	1,874	1,907	2%
Auto - Property	54	49	-9%	34	50	47%	1	102%	3	2	-33%	5%	4%	53	31	57	57	0%
Book Account	295	455	54%	240	305	27%	-150	67%	19	13	-32%	8%	3%	56	26	240	384	60%
Civil Rights	13	8	-38%	11	15	36%	7	188%	14	9	-36%	48%	47%	988	831	29	19	-34%
Complex Comm	15	7	-53%	9	15	67%	8	214%	7	11	57%	29%	52%	467	1,100	24	21	-13%
Condemnation	2	2	0%	1	5	400%	3	250%	1	1	0%	25%	20%	300	240	4	5	25%
Construction	9	9	0%	6	14	133%	5	156%	8	3	-63%	36%	19%	873	240	22	16	-27%
Contract/Comm	266	279	5%	232	336	45%	57	120%	84	51	-39%	21%	15%	246	136	393	351	-11%
Employment	9	10	11%	8	14	75%	4	140%	6	6	0%	35%	38%	450	424	17	16	-6%
Lieu of P. Writ	15	16	7%	19	20	5%	4	125%	4	2	-50%	21%	8%	185	73	19	26	37%
Medical Malprac	18	37	106%	21	36	71%	-1	97%	36	30	-17%	44%	31%	1,271	621	81	96	19%
Name Change	91	92	1%	104	86	-17%	-6	93%	0	1		0%	2%	0	9	23	43	87%
Other Insurance	11	16	45%	10	22	120%	6	138%	4	1	-75%	24%	7%	253	44	17	14	-18%
Other MCL	0	0	0%	0	0	0%	0	100%	0	0	0%	0%	0%	0	0	0	0	0%
Other Track 1	116	122	5%	97	124	28%	2	102%	33	14	-58%	26%	12%	229	95	129	118	-9%
Other Track 3	55	59	7%	47	76	62%	17	129%	36	25	-31%	24%	19%	436	333	152	130	-14%
Other Track 4	6	20	233%	9	8	-11%	-12	40%	12	12	0%	63%	36%	1,600	626	19	33	74%
Personal Injury	364	367	1%	356	392	10%	25	107%	184	184	0%	24%	25%	408	408	770	746	-3%
Prod Liability	2	5	150%	7	8	14%	3	160%	7	6	-14%	39%	40%	1,680	900	18	15	-17%
Prof Malpractic	11	9	-18%	11	15	36%	6	167%	18	7	-61%	41%	23%	1,137	700	44	31	-30%
PIP Coverage	2	10	400%	5	8	60%	-2	80%	4	0	-100%	80%	0%	686	0	5	7	40%
Real Property	16	12	-25%	11	10	-9%	-2	83%	5	4	-20%	36%	29%	286	343	14	14	0%
Tort Other	51	54	6%	47	64	36%	10	119%	26	15	-42%	29%	20%	416	225	90	76	-16%
Toxic Tort	0	0	0%	0	1		1	100%	1	0	-100%	100%	0%	0	0	1	0	-100%
UM/UIM Bod Inj	57	64	12%	50	68	36%	4	106%	22	16	-27%	23%	19%	322	226	95	86	-9%
Total	2,609	2,868	10%	2,420	2,833	17%	-35	99%	1,009	788	-22%	24%	18%	310	223	4,275	4,332	1%

CIVIL BACKLOG SUMMARY BY CASETYPE

February 2025

PASSAIC

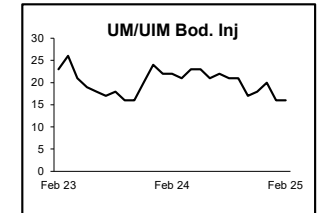
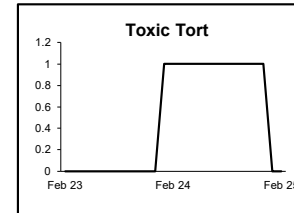
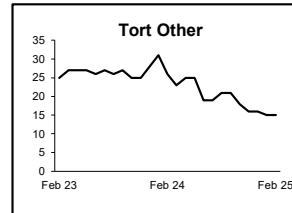
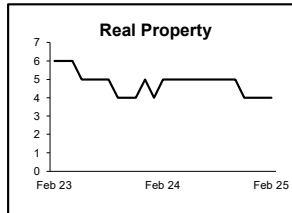
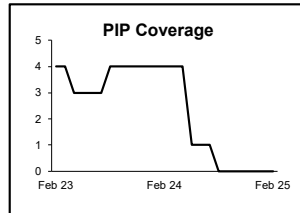
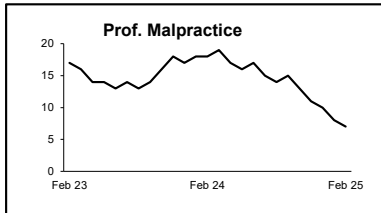
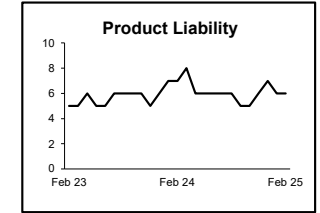
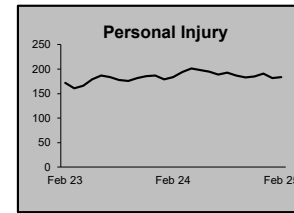
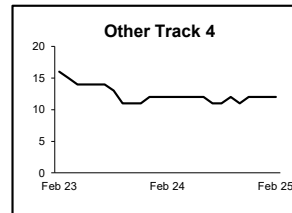
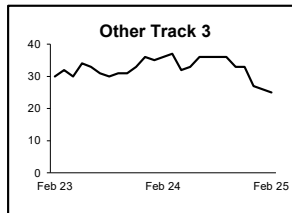
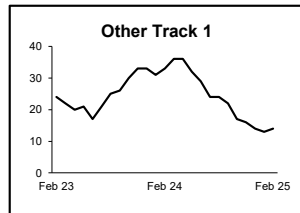
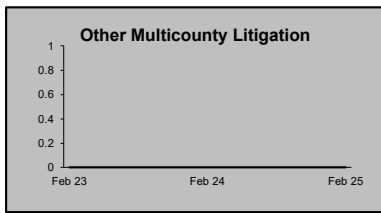
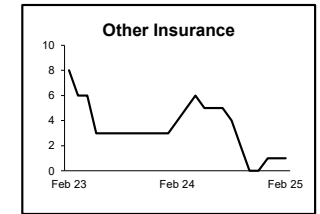
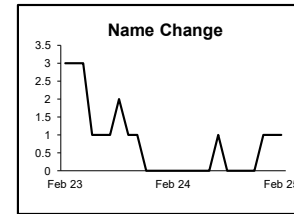
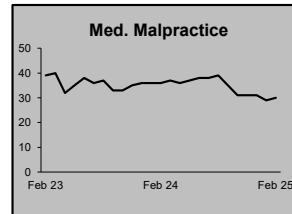
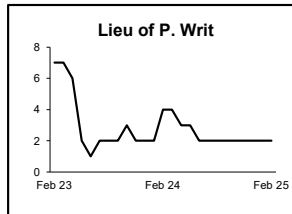
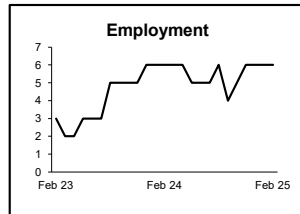
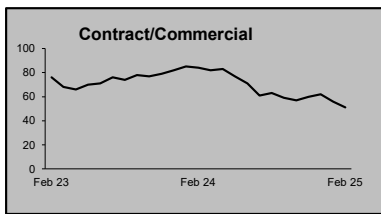
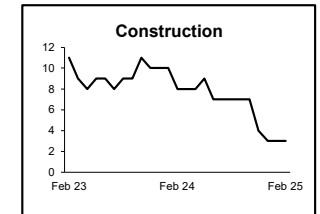
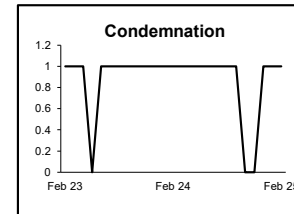
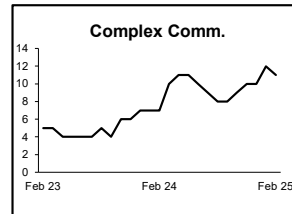
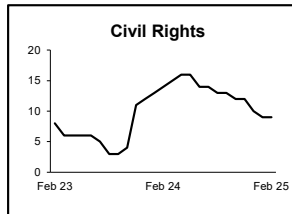
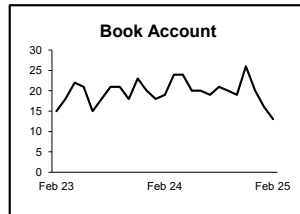
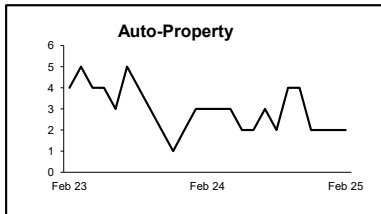
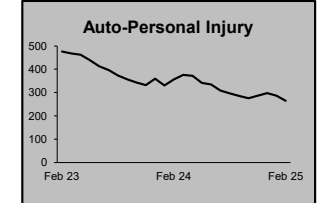
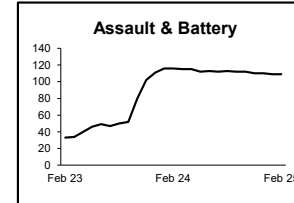
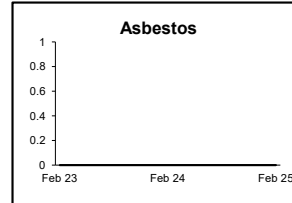
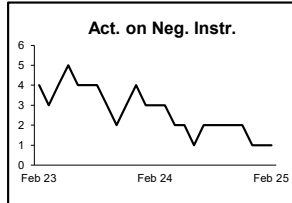
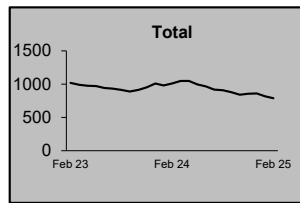
	Cases in Backlog															Total Backlog
	Track 1					Track 2				Track 3			Track 4			
	12 to 18 months	18 to 24 months	24 to 36 months	over 36 months	Total Track 1	18 to 24 months	24 to 36 months	over 36 months	Total Track 2	24 to 36 months	over 36 months	Total Track 3	24 to 36 months	over 36 months	Total Track 4	
Act on Neg Inst	0	0	0	1	1	0	0	0	0	0	0	0	0	0	0	1
Asbestos	0	0	0	0	0	0	0	0	0	0	0	0	0	0	0	0
Assault & Bat	0	0	0	0	0	0	0	0	0	5	104	109	0	0	0	109
Auto - Pers Inj	0	0	0	0	0	182	63	20	265	0	0	0	0	0	0	265
Auto - Property	0	0	0	0	0	0	2	0	2	0	0	0	0	0	0	2
Book Account	8	2	3	0	13	0	0	0	0	0	0	0	0	0	0	13
Civil Rights	0	0	0	0	0	0	0	0	0	3	6	9	0	0	0	9
Complex Comm	0	0	0	0	0	0	0	0	0	0	0	0	5	6	11	11
Condemnation	0	0	0	0	0	0	0	0	0	0	1	1	0	0	0	1
Construction	0	0	0	0	0	0	1	2	3	0	0	0	0	0	0	3
Contract/Comm	0	0	0	0	0	30	13	8	51	0	0	0	0	0	0	51
Employment	0	0	0	0	0	2	1	3	6	0	0	0	0	0	0	6
Lieu of P. Writ	0	0	0	0	0	0	0	0	0	0	0	0	0	2	2	2
Medical Malprac	0	0	0	0	0	0	0	0	0	11	19	30	0	0	0	30
Name Change	1	0	0	0	1	0	0	0	0	0	0	0	0	0	0	1
Other Insurance	1	0	0	0	1	0	0	0	0	0	0	0	0	0	0	1
Other MCL	0	0	0	0	0	0	0	0	0	0	0	0	0	0	0	0
Other Track 1	4	5	2	2	13	0	0	0	0	1	0	1	0	0	0	14
Other Track 3	0	0	0	0	0	0	0	0	0	19	6	25	0	0	0	25
Other Track 4	0	0	0	0	0	0	0	0	0	0	0	0	1	11	12	12
Personal Injury	0	0	0	0	0	108	72	4	184	0	0	0	0	0	0	184
Prod Liability	0	0	0	0	0	0	0	0	0	4	2	6	0	0	0	6
Prof Malpractic	0	0	0	0	0	0	0	0	0	1	6	7	0	0	0	7
PIP Coverage	0	0	0	0	0	0	0	0	0	0	0	0	0	0	0	0
Real Property	1	1	1	1	4	0	0	0	0	0	0	0	0	0	0	4
Tort Other	0	0	0	0	0	9	5	1	15	0	0	0	0	0	0	15
Toxic Tort	0	0	0	0	0	0	0	0	0	0	0	0	0	0	0	0
UM/UIM Bod Inj	0	0	0	0	0	12	2	2	16	0	0	0	0	0	0	16
Total	15	8	6	4	33	343	159	40	542	44	144	188	6	19	25	788

**CIVIL RESOLUTION SUMMARY BY CASETYPE
JULY 2024 - FEBRUARY 2025
PASSAIC**

	Trial			Summary					Total	Percent resolved by						Monthly Resolutions
	Jury	Nonjury	Total	Judgment	Settlement	Default Judgment	Dismiss	Other		Trial	Sum Jud	Settle	Default J	Dismiss	Other	
Act on Neg Inst	0	0	0	2	1	2	1	1	7	0%	29%	14%	29%	14%	14%	
Asbestos	0	0	0	0	0	0	0	0	0	0%	0%	0%	0%	0%	0%	
Assault & Bat	0	0	0	0	3	1	7	1	12	0%	0%	25%	8%	58%	8%	
Auto - Pers Inj	7	0	7	9	302	4	776	24	1,122	1%	1%	27%	0%	69%	2%	
Auto - Property	0	0	0	0	8	11	28	3	50	0%	0%	16%	22%	56%	6%	
Book Account	0	0	0	10	52	95	147	1	305	0%	3%	17%	31%	48%	0%	
Civil Rights	0	0	0	0	3	0	11	1	15	0%	0%	20%	0%	73%	7%	
Complex Commerc	0	0	0	0	4	0	10	1	15	0%	0%	27%	0%	67%	7%	
Condemnation	0	0	0	0	1	0	3	1	5	0%	0%	20%	0%	60%	20%	
Construction	0	0	0	0	1	2	11	0	14	0%	0%	7%	14%	79%	0%	
Contract/Commer	3	1	4	15	70	33	209	5	336	1%	4%	21%	10%	62%	1%	
Employment	0	0	0	0	3	0	10	1	14	0%	0%	21%	0%	71%	7%	
Lieu of P. Writ	0	0	0	1	0	0	19	0	20	0%	5%	0%	0%	95%	0%	
Medical Malprac	0	0	0	0	16	0	20	0	36	0%	0%	44%	0%	56%	0%	
Name Change	0	0	0	0	0	0	11	75	86	0%	0%	0%	0%	13%	87%	
Other Insurance	0	0	0	1	2	1	16	2	22	0%	5%	9%	5%	73%	9%	
Other MCL	0	0	0	0	0	0	0	0	0	0%	0%	0%	0%	0%	0%	
Other Track 1	0	1	1	7	15	12	79	10	124	1%	6%	12%	10%	64%	8%	
Other Track 3	0	0	0	0	22	1	48	5	76	0%	0%	29%	1%	63%	7%	
Other Track 4	0	0	0	3	0	2	3	0	8	0%	38%	0%	25%	38%	0%	
Personal Injury	5	0	5	4	131	2	232	18	392	1%	1%	33%	1%	59%	5%	
Prod Liability	0	0	0	0	4	0	4	0	8	0%	0%	50%	0%	50%	0%	
Prof Malpractic	0	0	0	0	6	0	9	0	15	0%	0%	40%	0%	60%	0%	
PIP Coverage	0	0	0	0	3	0	5	0	8	0%	0%	38%	0%	63%	0%	
Real Property	0	0	0	1	1	2	6	0	10	0%	10%	10%	20%	60%	0%	
Tort Other	0	1	1	1	14	4	40	4	64	2%	2%	22%	6%	63%	6%	
Toxic Tort	0	0	0	0	1	0	0	0	1	0%	0%	100%	0%	0%	0%	
UM/UIM Bod Inj	1	0	1	0	13	1	50	3	68	1%	0%	19%	1%	74%	4%	
Total	16	3	19	54	676	173	1,755	156	2,833	1%	2%	24%	6%	62%	6%	

**CIVIL BACKLOG BY CASETYPE
FEBRUARY 2025
PASSAIC**

	Total	Backlog	% chg
Feb 23		1,015	
Feb 24		1,009	-1%
Feb 25		788	-22%



1) Casetypes with the state's largest backlogs are highlighted.

**CIVIL CASELOAD SUMMARY BY CASETYPE
FEBRUARY 2025
SALEM**

	Filings			Resolutions			Clearance		Backlog			Backlog Percent		Backlog Per 100 Monthly Filings		Active Pending		
	Jul 2023 to Feb 2024	Jul 2024 to Feb 2025	percent change	Jul 2023 to Feb 2024	Jul 2024 to Feb 2025	percent change	Feb 2025		Feb 2024	Feb 2025	percent change	Feb 2024	Feb 2025	Feb 2024	Feb 2025	Feb 2024	Feb 2025	percent change
							number	percent										
Act on Neg Inst	0	0	0%	0	0	0%	0	100%	0	0	0%	0%	0%	0	0	0	0	0%
Asbestos	0	0	0%	0	0	0%	0	100%	0	0	0%	0%	0%	0	0	0	0	0%
Assault & Bat	0	0	0%	0	0	0%	0	100%	1	1	0%	100%	100%			1	1	0%
Auto - Pers Inj	26	45	73%	26	34	31%	-11	76%	12	8	-33%	25%	13%	351	143	48	61	27%
Auto - Property	5	1	-80%	1	4	300%	3	400%	0	0	0%	0%	0%	0	0	6	2	-67%
Book Account	12	37	208%	22	36	64%	-1	97%	1	0	-100%	10%	0%	41	0	10	22	120%
Civil Rights	4	0	-100%	0	4		4	100%	1	1	0%	14%	50%	300	1,200	7	2	-71%
Complex Comm	0	1		0	0	0%	-1	0%	0	0	0%	0%	0%	0	0	0	0	0%
Condemnation	0	0	0%	0	0	0%	0	100%	0	0	0%	0%	0%	0	0	0	0	0%
Construction	0	2		2	0	-100%	-2	0%	0	0	0%	0%	0%	0	0	0	2	
Contract/Comm	25	35	40%	20	30	50%	-5	86%	0	2		0%	4%	0	42	30	45	50%
Employment	1	0	-100%	1	0	-100%	0	100%	0	0	0%	0%	0%	0	0	0	0	2
Lieu of P. Writ	5	3	-40%	3	7	133%	4	233%	0	0	0%	0%	0%	0	0	7	4	-43%
Medical Malprac	2	2	0%	1	0	-100%	-2	0%	0	2		0%	33%	0	1,200	4	6	50%
Name Change	6	10	67%	9	15	67%	5	150%	0	0	0%	0%	0%	0	0	1	0	-100%
Other Insurance	1	0	-100%	2	0	-100%	0	100%	0	1		0%	100%	0		1	1	0%
Other MCL	0	0	0%	0	0	0%	0	100%	0	0	0%	0%	0%	0	0	0	0	0%
Other Track 1	18	25	39%	17	17	0%	-8	68%	1	3	200%	9%	18%	40	100	11	17	55%
Other Track 3	5	5	0%	12	4	-67%	-1	80%	1	0	-100%	11%	0%	109	0	9	7	-22%
Other Track 4	2	9	350%	0	0	0%	-9	0%	2	2	0%	40%	15%	1,200	267	5	13	160%
Personal Injury	24	16	-33%	11	17	55%	1	106%	12	12	0%	26%	29%	411	533	47	41	-13%
Prod Liability	4	1	-75%	1	0	-100%	-1	0%	0	0	0%	0%	0%	0	0	4	1	-75%
Prof Malpractic	3	0	-100%	1	2	100%	2	100%	3	2	-33%	50%	67%	900	2,400	6	3	-50%
PIP Coverage	0	0	0%	2	0	-100%	0	100%	0	0	0%	0%	0%	0	0	0	0	0%
Real Property	1	1	0%	2	2	0%	1	200%	0	2		0%	100%	0	1,200	1	2	100%
Tort Other	2	6	200%	5	4	-20%	-2	67%	3	2	-33%	50%	25%	900	267	6	8	33%
Toxic Tort	0	0	0%	0	0	0%	0	100%	0	0	0%	0%	0%	0	0	0	0	0%
UM/UIM Bod Inj	1	2	100%	7	3	-57%	1	150%	0	2		0%	67%	0	600	3	3	0%
Total	147	201	37%	145	179	23%	-22	89%	37	40	8%	18%	16%	178	152	207	243	17%

CIVIL BACKLOG SUMMARY BY CASETYPE

February 2025

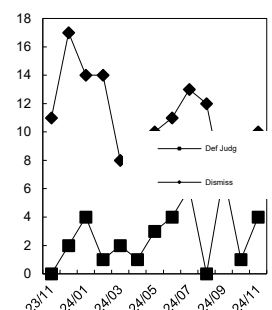
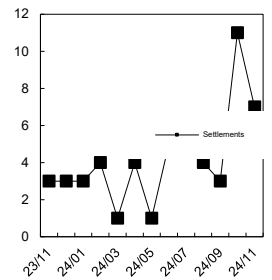
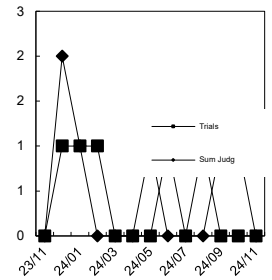
SALEM

	Cases in Backlog															Total Backlog
	Track 1					Track 2				Track 3			Track 4			
	12 to 18 months	18 to 24 months	24 to 36 months	over 36 months	Total Track 1	18 to 24 months	24 to 36 months	over 36 months	Total Track 2	24 to 36 months	over 36 months	Total Track 3	24 to 36 months	over 36 months	Total Track 4	
Act on Neg Inst	0	0	0	0	0	0	0	0	0	0	0	0	0	0	0	0
Asbestos	0	0	0	0	0	0	0	0	0	0	0	0	0	0	0	0
Assault & Bat	0	0	0	0	0	0	0	0	0	0	1	1	0	0	0	1
Auto - Pers Inj	0	0	0	0	0	6	1	1	8	0	0	0	0	0	0	8
Auto - Property	0	0	0	0	0	0	0	0	0	0	0	0	0	0	0	0
Book Account	0	0	0	0	0	0	0	0	0	0	0	0	0	0	0	0
Civil Rights	0	0	0	0	0	0	0	0	0	0	1	1	0	0	0	1
Complex Comm	0	0	0	0	0	0	0	0	0	0	0	0	0	0	0	0
Condemnation	0	0	0	0	0	0	0	0	0	0	0	0	0	0	0	0
Construction	0	0	0	0	0	0	0	0	0	0	0	0	0	0	0	0
Contract/Comm	0	0	0	0	0	1	1	0	2	0	0	0	0	0	0	2
Employment	0	0	0	0	0	0	0	0	0	0	0	0	0	0	0	0
Lieu of P. Writ	0	0	0	0	0	0	0	0	0	0	0	0	0	0	0	0
Medical Malprac	0	0	0	0	0	0	0	0	0	2	0	2	0	0	0	2
Name Change	0	0	0	0	0	0	0	0	0	0	0	0	0	0	0	0
Other Insurance	1	0	0	0	1	0	0	0	0	0	0	0	0	0	0	1
Other MCL	0	0	0	0	0	0	0	0	0	0	0	0	0	0	0	0
Other Track 1	2	0	0	1	3	0	0	0	0	0	0	0	0	0	0	3
Other Track 3	0	0	0	0	0	0	0	0	0	0	0	0	0	0	0	0
Other Track 4	0	0	0	0	0	0	0	0	0	0	0	0	0	2	2	2
Personal Injury	0	0	0	0	0	6	3	3	12	0	0	0	0	0	0	12
Prod Liability	0	0	0	0	0	0	0	0	0	0	0	0	0	0	0	0
Prof Malpractic	0	0	0	0	0	0	0	0	0	0	2	2	0	0	0	2
PIP Coverage	0	0	0	0	0	0	0	0	0	0	0	0	0	0	0	0
Real Property	1	0	0	1	2	0	0	0	0	0	0	0	0	0	0	2
Tort Other	0	0	0	0	0	0	2	0	2	0	0	0	0	0	0	2
Toxic Tort	0	0	0	0	0	0	0	0	0	0	0	0	0	0	0	0
UM/UIM Bod Inj	0	0	0	0	0	1	1	0	2	0	0	0	0	0	0	2
Total	4	0	0	2	6	14	8	4	26	2	4	6	0	2	2	40

**CIVIL RESOLUTION SUMMARY BY CASETYPE
JULY 2024 - FEBRUARY 2025
SALEM**

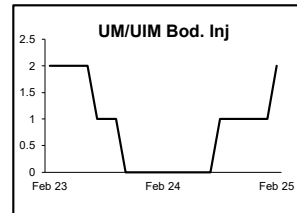
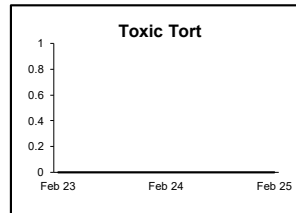
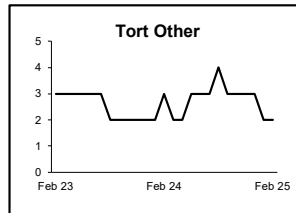
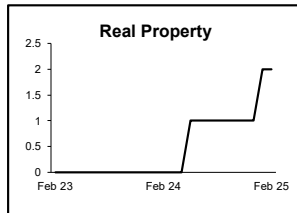
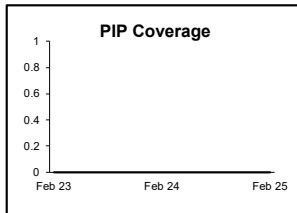
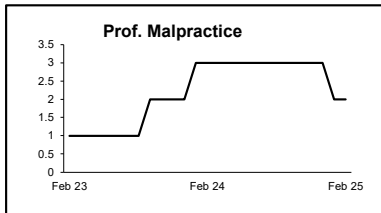
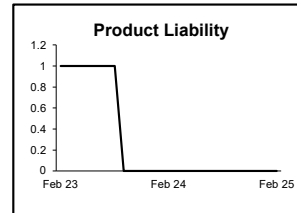
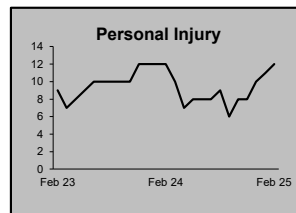
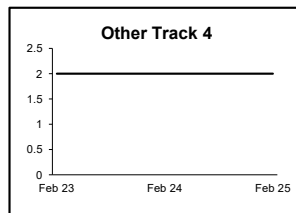
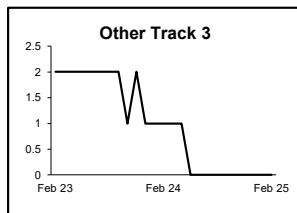
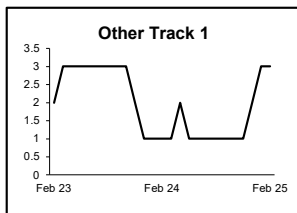
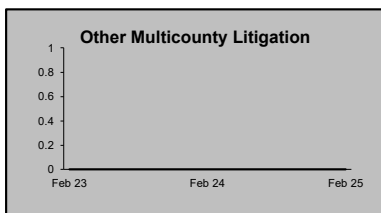
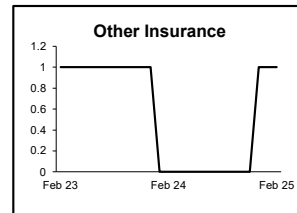
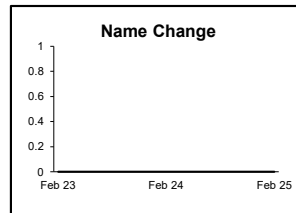
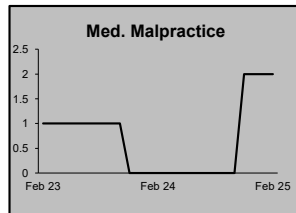
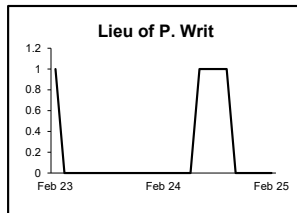
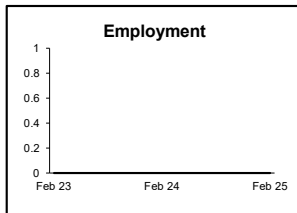
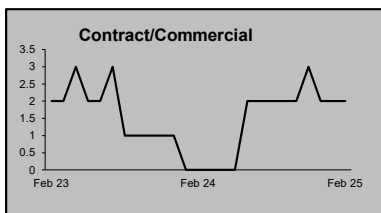
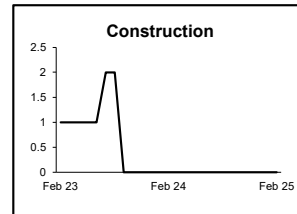
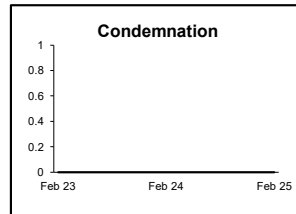

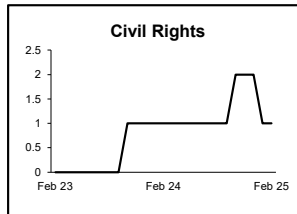
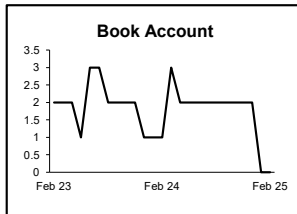
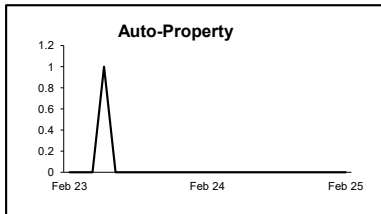
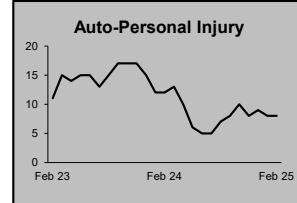
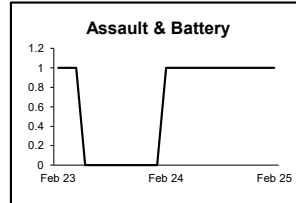
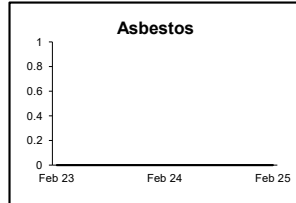
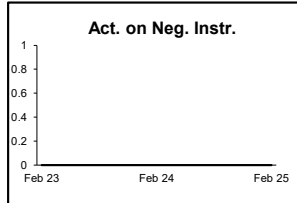
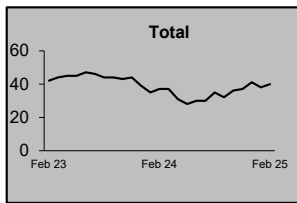
	Trial			Summary					Total	Percent resolved by						Monthly Resolutions
	Jury	Nonjury	Total	Judgment	Settlement	Default Judgment	Dismiss	Other		Trial	Sum Jud	Settle	Default J	Dismiss	Other	
Act on Neg Inst	0	0	0	0	0	0	0	0	0	0%	0%	0%	0%	0%	0%	
Asbestos	0	0	0	0	0	0	0	0	0	0%	0%	0%	0%	0%	0%	
Assault & Bat	0	0	0	0	0	0	0	0	0	0%	0%	0%	0%	0%	0%	
Auto - Pers Inj	0	0	0	0	13	0	20	1	34	0%	0%	38%	0%	59%	3%	
Auto - Property	0	0	0	0	1	0	2	1	4	0%	0%	25%	0%	50%	25%	
Book Account	1	0	1	1	5	16	12	1	36	3%	3%	14%	44%	33%	3%	
Civil Rights	0	0	0	0	0	0	3	1	4	0%	0%	0%	0%	75%	25%	
Complex Commerc	0	0	0	0	0	0	0	0	0	0%	0%	0%	0%	0%	0%	
Condemnation	0	0	0	0	0	0	0	0	0	0%	0%	0%	0%	0%	0%	
Construction	0	0	0	0	0	0	0	0	0	0%	0%	0%	0%	0%	0%	
Contract/Commer	0	0	0	0	6	9	15	0	30	0%	0%	20%	30%	50%	0%	
Employment	0	0	0	0	0	0	0	0	0	0%	0%	0%	0%	0%	0%	
Lieu of P. Writ	0	0	0	1	0	0	5	1	7	0%	14%	0%	0%	71%	14%	
Medical Malprac	0	0	0	0	0	0	0	0	0	0%	0%	0%	0%	0%	0%	
Name Change	0	0	0	0	0	0	0	15	15	0%	0%	0%	0%	0%	100%	
Other Insurance	0	0	0	0	0	0	0	0	0	0%	0%	0%	0%	0%	0%	
Other MCL	0	0	0	0	0	0	0	0	0	0%	0%	0%	0%	0%	0%	
Other Track 1	0	0	0	1	3	1	8	4	17	0%	6%	18%	6%	47%	24%	
Other Track 3	0	0	0	0	2	0	2	0	4	0%	0%	50%	0%	50%	0%	
Other Track 4	0	0	0	0	0	0	0	0	0	0%	0%	0%	0%	0%	0%	
Personal Injury	0	0	0	0	7	0	7	3	17	0%	0%	41%	0%	41%	18%	
Prod Liability	0	0	0	0	0	0	0	0	0	0%	0%	0%	0%	0%	0%	
Prof Malpractic	0	0	0	0	1	0	0	1	2	0%	0%	50%	0%	0%	50%	
PIP Coverage	0	0	0	0	0	0	0	0	0	0%	0%	0%	0%	0%	0%	
Real Property	0	0	0	0	0	0	1	1	2	0%	0%	0%	0%	50%	50%	
Tort Other	1	0	1	0	1	0	1	1	4	25%	0%	25%	0%	25%	25%	
Toxic Tort	0	0	0	0	0	0	0	0	0	0%	0%	0%	0%	0%	0%	
UM/UIM Bod Inj	0	0	0	0	1	0	2	0	3	0%	0%	33%	0%	67%	0%	
Total	2	0	2	3	40	26	78	30	179	1%	2%	22%	15%	44%	17%	

Monthly Resolutions



**CIVIL BACKLOG BY CASETYPE
FEBRUARY 2025
SALEM**

	Total	Backlog	% chg
Feb 23		42	
Feb 24		37	-12%
Feb 25		40	8%



1) Casetypes with the state's largest backlogs are highlighted.

**CIVIL CASELOAD SUMMARY BY CASETYPE
FEBRUARY 2025
SOMERSET**

	Filings			Resolutions			Clearance		Backlog			Backlog Percent		Backlog Per 100 Monthly Filings		Active Pending		
	Jul 2023 to Feb 2024	Jul 2024 to Feb 2025	percent change	Jul 2023 to Feb 2024	Jul 2024 to Feb 2025	percent change	Feb 2025		Feb 2024	Feb 2025	percent change	Feb 2024	Feb 2025	Feb 2024	Feb 2025	Feb 2024	Feb 2025	percent change
							number	percent										
Act on Neg Inst	5	1	-80%	3	4	33%	3	400%	0	0	0%	0%	0%	0	0	4	0	-100%
Asbestos	0	0	0%	0	0	0%	0	100%	0	0	0%	0%	0%	0	0	0	0	0%
Assault & Bat	0	4		1	7	600%	3	175%	9	6	-33%	64%	50%	5,400	1,200	14	12	-14%
Auto - Pers Inj	222	289	30%	201	256	27%	-33	89%	173	129	-25%	35%	25%	625	369	498	523	5%
Auto - Property	16	19	19%	7	20	186%	1	105%	1	2	100%	5%	11%	52	86	22	18	-18%
Book Account	163	188	15%	95	194	104%	6	103%	12	5	-58%	9%	4%	67	21	139	117	-16%
Civil Rights	11	3	-73%	6	5	-17%	2	167%	6	9	50%	32%	47%	554	1,543	19	19	0%
Complex Comm	4	6	50%	3	6	100%	0	100%	7	9	29%	44%	53%	1,050	1,080	16	17	6%
Condemnation	2	4	100%	4	2	-50%	-2	50%	0	0	0%	0%	0%	0	0	2	3	50%
Construction	6	15	150%	9	13	44%	-2	87%	2	2	0%	17%	14%	171	133	12	14	17%
Contract/Comm	164	196	20%	163	216	33%	20	110%	79	58	-27%	29%	21%	384	230	271	280	3%
Employment	6	2	-67%	6	10	67%	8	500%	5	2	-60%	42%	29%	1,000	480	12	7	-42%
Lieu of P. Writ	15	10	-33%	5	11	120%	1	110%	7	13	86%	17%	35%	365	1,418	42	37	-12%
Medical Malprac	8	16	100%	7	9	29%	-7	56%	27	31	15%	59%	51%	2,945	1,329	46	61	33%
Name Change	80	91	14%	70	76	9%	-15	84%	0	0	0%	0%	0%	0	0	23	31	35%
Other Insurance	8	9	13%	6	9	50%	0	100%	3	3	0%	25%	25%	277	277	12	12	0%
Other MCL	0	0	0%	0	0	0%	0	100%	0	0	0%	0%	0%	0	0	0	0	0%
Other Track 1	77	67	-13%	61	61	0%	-6	91%	8	3	-63%	14%	9%	82	36	57	34	-40%
Other Track 3	34	46	35%	29	49	69%	3	107%	26	21	-19%	31%	23%	529	345	85	92	8%
Other Track 4	5	20	300%	7	5	-29%	-15	25%	10	9	-10%	63%	28%	1,714	514	16	32	100%
Personal Injury	117	114	-3%	95	158	66%	44	139%	127	100	-21%	37%	35%	802	682	340	288	-15%
Prod Liability	3	1	-67%	4	5	25%	4	500%	2	3	50%	20%	60%	600	1,800	10	5	-50%
Prof Malpractic	7	18	157%	5	15	200%	-3	83%	16	13	-19%	46%	31%	1,600	650	35	42	20%
PIP Coverage	1	6	500%	0	2		-4	33%	0	0	0%	0%	0%	0	0	1	4	300%
Real Property	5	5	0%	7	4	-43%	-1	80%	2	2	0%	40%	50%	267	343	5	4	-20%
Tort Other	156	106	-32%	107	134	25%	28	126%	20	15	-25%	13%	14%	115	113	158	104	-34%
Toxic Tort	0	0	0%	0	0	0%	0	100%	0	0	0%	0%	0%	0	0	0	0	0%
UM/UIM Bod Inj	7	19	171%	6	20	233%	1	105%	19	2	-89%	66%	9%	2,533	96	29	23	-21%
Total	1,122	1,255	12%	907	1,291	42%	36	103%	561	437	-22%	30%	25%	406	280	1,868	1,779	-5%

CIVIL BACKLOG SUMMARY BY CASETYPE

February 2025

SOMERSET

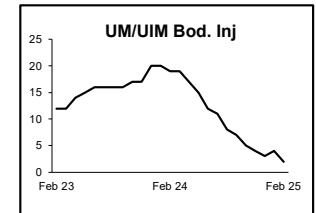
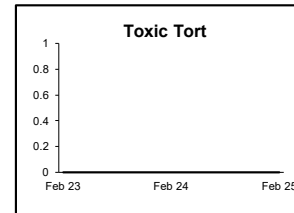
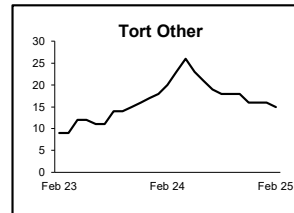
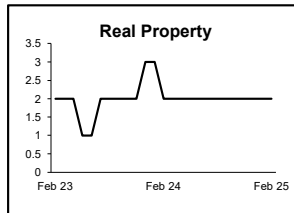
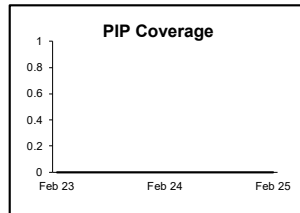
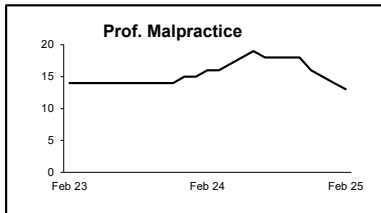
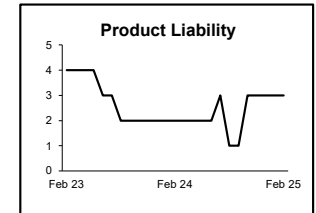
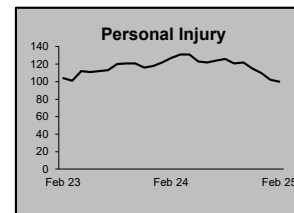
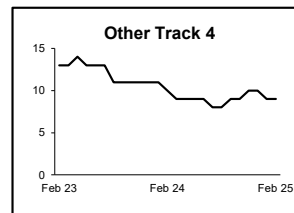
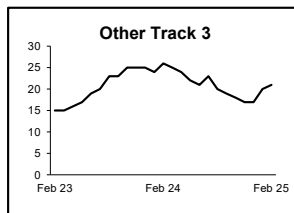
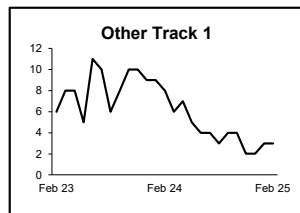
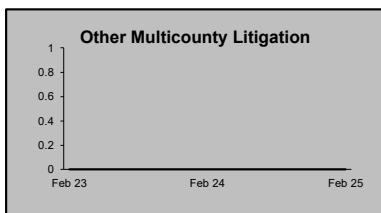
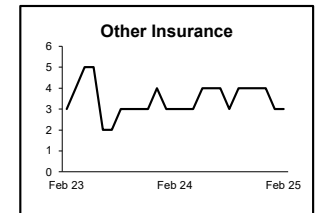
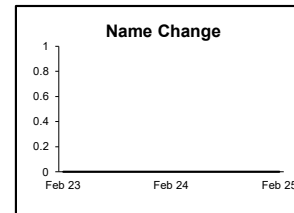
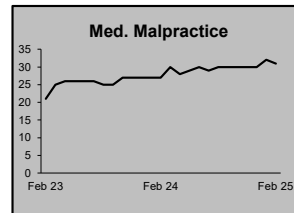
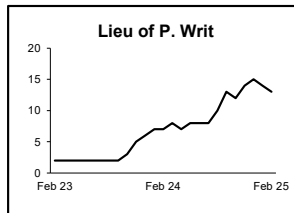
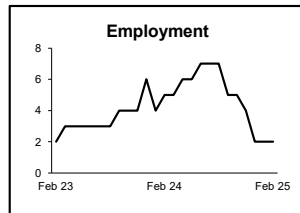
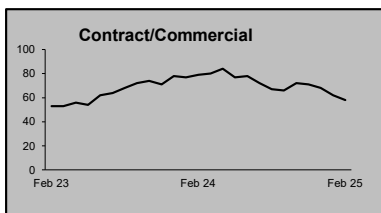
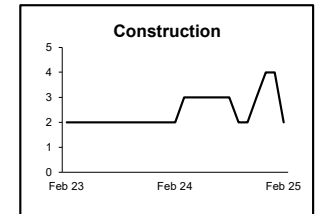
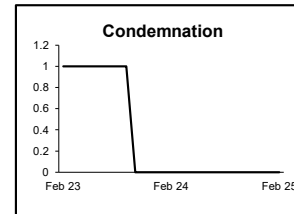
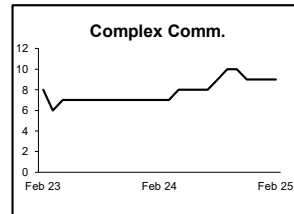
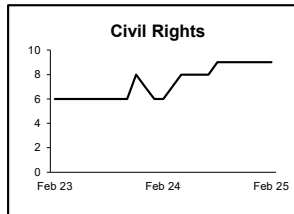
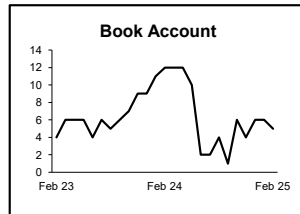
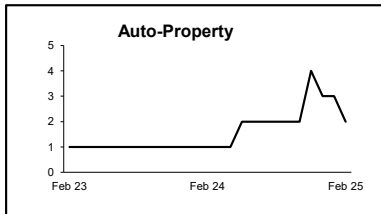
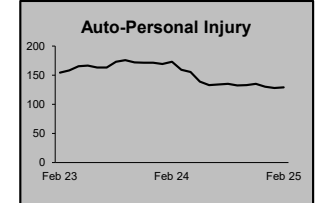
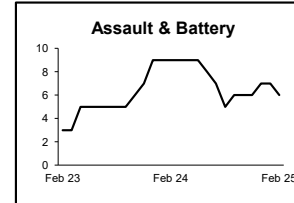
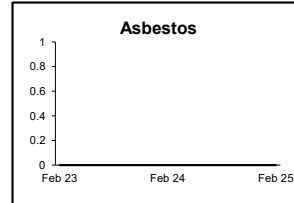
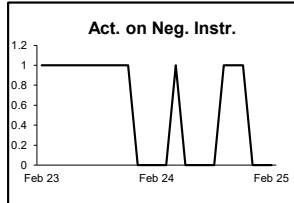
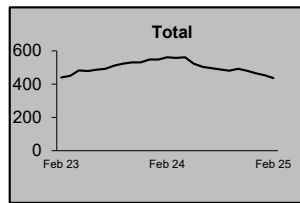
	Cases in Backlog															Total Backlog
	Track 1					Track 2				Track 3			Track 4			
	12 to 18 months	18 to 24 months	24 to 36 months	over 36 months	Total Track 1	18 to 24 months	24 to 36 months	over 36 months	Total Track 2	24 to 36 months	over 36 months	Total Track 3	24 to 36 months	over 36 months	Total Track 4	
Act on Neg Inst	0	0	0	0	0	0	0	0	0	0	0	0	0	0	0	0
Asbestos	0	0	0	0	0	0	0	0	0	0	0	0	0	0	0	0
Assault & Bat	0	0	0	0	0	0	0	0	0	2	4	6	0	0	0	6
Auto - Pers Inj	0	0	0	0	0	48	50	31	129	0	0	0	0	0	0	129
Auto - Property	0	0	0	0	0	0	1	1	2	0	0	0	0	0	0	2
Book Account	5	0	0	0	5	0	0	0	0	0	0	0	0	0	0	5
Civil Rights	0	0	0	0	0	0	0	0	0	2	7	9	0	0	0	9
Complex Comm	0	0	0	0	0	0	0	0	0	0	0	0	2	7	9	9
Condemnation	0	0	0	0	0	0	0	0	0	0	0	0	0	0	0	0
Construction	0	0	0	0	0	1	0	1	2	0	0	0	0	0	0	2
Contract/Comm	0	0	0	0	0	19	18	21	58	0	0	0	0	0	0	58
Employment	0	0	0	0	0	0	1	1	2	0	0	0	0	0	0	2
Lieu of P. Writ	0	0	0	0	0	0	0	0	0	0	0	0	9	4	13	13
Medical Malprac	0	0	0	0	0	0	0	0	0	10	21	31	0	0	0	31
Name Change	0	0	0	0	0	0	0	0	0	0	0	0	0	0	0	0
Other Insurance	2	1	0	0	3	0	0	0	0	0	0	0	0	0	0	3
Other MCL	0	0	0	0	0	0	0	0	0	0	0	0	0	0	0	0
Other Track 1	1	1	1	0	3	0	0	0	0	0	0	0	0	0	0	3
Other Track 3	0	0	0	0	0	0	0	0	0	9	12	21	0	0	0	21
Other Track 4	0	0	0	0	0	0	0	0	0	0	0	0	2	7	9	9
Personal Injury	0	0	0	0	0	36	41	23	100	0	0	0	0	0	0	100
Prod Liability	0	0	0	0	0	0	0	0	0	3	0	3	0	0	0	3
Prof Malpractic	0	0	0	0	0	0	0	0	0	4	9	13	0	0	0	13
PIP Coverage	0	0	0	0	0	0	0	0	0	0	0	0	0	0	0	0
Real Property	0	0	1	1	2	0	0	0	0	0	0	0	0	0	0	2
Tort Other	0	0	0	0	0	5	7	3	15	0	0	0	0	0	0	15
Toxic Tort	0	0	0	0	0	0	0	0	0	0	0	0	0	0	0	0
UM/UIM Bod Inj	0	0	0	0	0	0	2	0	2	0	0	0	0	0	0	2
Total	8	2	2	1	13	109	120	81	310	30	53	83	13	18	31	437

**CIVIL RESOLUTION SUMMARY BY CASETYPE
JULY 2024 - FEBRUARY 2025
SOMERSET**

	Trial			Summary					Total	Percent resolved by						Monthly Resolutions
	Jury	Nonjury	Total	Judgment	Settlement	Default Judgment	Dismiss	Other		Trial	Sum Jud	Settle	Default J	Dismiss	Other	
Act on Neg Inst	0	0	0	0	1	1	2	0	4	0%	0%	25%	25%	50%	0%	
Asbestos	0	0	0	0	0	0	0	0	0	0%	0%	0%	0%	0%	0%	
Assault & Bat	0	0	0	0	3	0	4	0	7	0%	0%	43%	0%	57%	0%	
Auto - Pers Inj	3	0	3	0	75	0	171	7	256	1%	0%	29%	0%	67%	3%	
Auto - Property	0	0	0	0	6	9	5	0	20	0%	0%	30%	45%	25%	0%	
Book Account	0	1	1	4	41	57	89	2	194	1%	2%	21%	29%	46%	1%	
Civil Rights	0	0	0	0	0	0	4	1	5	0%	0%	0%	0%	80%	20%	
Complex Commerc	0	0	0	0	1	1	4	0	6	0%	0%	17%	17%	67%	0%	
Condemnation	0	0	0	1	0	0	0	1	2	0%	50%	0%	0%	0%	50%	
Construction	0	0	0	0	3	1	9	0	13	0%	0%	23%	8%	69%	0%	
Contract/Commer	1	2	3	4	55	38	101	15	216	1%	2%	25%	18%	47%	7%	
Employment	0	0	0	0	5	1	4	0	10	0%	0%	50%	10%	40%	0%	
Lieu of P. Writ	0	2	2	0	0	0	8	1	11	18%	0%	0%	0%	73%	9%	
Medical Malprac	0	0	0	0	1	0	7	1	9	0%	0%	11%	0%	78%	11%	
Name Change	0	0	0	0	0	0	2	74	76	0%	0%	0%	0%	3%	97%	
Other Insurance	0	1	1	1	3	1	2	1	9	11%	11%	33%	11%	22%	11%	
Other MCL	0	0	0	0	0	0	0	0	0	0%	0%	0%	0%	0%	0%	
Other Track 1	0	0	0	2	15	0	26	18	61	0%	3%	25%	0%	43%	30%	
Other Track 3	1	1	2	0	11	0	27	9	49	4%	0%	22%	0%	55%	18%	
Other Track 4	0	0	0	0	1	0	4	0	5	0%	0%	20%	0%	80%	0%	
Personal Injury	4	0	4	1	71	0	65	17	158	3%	1%	45%	0%	41%	11%	
Prod Liability	0	0	0	0	1	2	1	1	5	0%	0%	20%	40%	20%	20%	
Prof Malpractic	0	0	0	0	8	0	7	0	15	0%	0%	53%	0%	47%	0%	
PIP Coverage	0	0	0	0	1	0	1	0	2	0%	0%	50%	0%	50%	0%	
Real Property	0	0	0	0	2	0	2	0	4	0%	0%	50%	0%	50%	0%	
Tort Other	0	0	0	1	12	59	55	7	134	0%	1%	9%	44%	41%	5%	
Toxic Tort	0	0	0	0	0	0	0	0	0	0%	0%	0%	0%	0%	0%	
UM/UIM Bod Inj	1	0	1	0	3	0	16	0	20	5%	0%	15%	0%	80%	0%	
Total	10	7	17	14	319	170	616	155	1,291	1%	1%	25%	13%	48%	12%	

**CIVIL BACKLOG BY CASETYPE
FEBRUARY 2025
SOMERSET**

	Total	Backlog	% chg
Feb 23		440	
Feb 24		561	28%
Feb 25		437	-22%



1) Casetypes with the state's largest backlogs are highlighted.

**CIVIL CASELOAD SUMMARY BY CASETYPE
FEBRUARY 2025
SUSSEX**

	Filings			Resolutions			Clearance		Backlog			Backlog Percent		Backlog Per 100 Monthly Filings		Active Pending		
	Jul 2023 to Feb 2024	Jul 2024 to Feb 2025	percent change	Jul 2023 to Feb 2024	Jul 2024 to Feb 2025	percent change	Feb 2025		Feb 2024	Feb 2025	percent change	Feb 2024	Feb 2025	Feb 2024	Feb 2025	Feb 2024	Feb 2025	percent change
							number	percent										
Act on Neg Inst	1	0	-100%	3	0	-100%	0	100%	0	0	0%	0%	0%	0	0	0	0	0%
Asbestos	0	0	0%	0	0	0%	0	100%	0	0	0%	0%	0%	0	0	0	0	0%
Assault & Bat	3	2	-33%	3	3	0%	1	150%	4	1	-75%	100%	33%	1,600	600	4	3	-25%
Auto - Pers Inj	56	60	7%	65	65	0%	5	108%	29	20	-31%	25%	18%	424	253	115	112	-3%
Auto - Property	5	10	100%	5	9	80%	-1	90%	0	0	0%	0%	0%	0	0	6	7	17%
Book Account	94	101	7%	82	84	2%	-17	83%	2	1	-50%	4%	2%	19	9	53	66	25%
Civil Rights	2	1	-50%	4	1	-75%	0	100%	3	3	0%	75%	75%	1,800	1,800	4	4	0%
Complex Comm	0	3		5	1	-80%	-2	33%	2	3	50%	100%	60%	800	900	2	5	150%
Condemnation	1	1	0%	0	1		0	100%	0	0	0%	0%	0%	0	0	1	1	0%
Construction	5	2	-60%	4	3	-25%	1	150%	0	0	0%	0%	0%	0	0	4	4	0%
Contract/Comm	59	85	44%	78	81	4%	-4	95%	18	6	-67%	23%	8%	220	63	79	80	1%
Employment	3	8	167%	3	1	-67%	-7	13%	0	1		0%	9%	0	120	3	11	267%
Lieu of P. Writ	4	5	25%	2	10	400%	5	200%	0	1		0%	25%	0	120	6	4	-33%
Medical Malprac	11	3	-73%	8	9	13%	6	300%	7	5	-29%	28%	31%	764	2,000	25	16	-36%
Name Change	30	43	43%	26	38	46%	-5	88%	0	0	0%	0%	0%	0	0	6	8	33%
Other Insurance	4	2	-50%	0	2		0	100%	2	0	-100%	33%	0%	600	0	6	2	-67%
Other MCL	0	0	0%	0	0	0%	0	100%	0	0	0%	0%	0%	0	0	0	0	0%
Other Track 1	33	38	15%	30	32	7%	-6	84%	5	2	-60%	21%	7%	146	49	24	28	17%
Other Track 3	17	7	-59%	13	20	54%	13	286%	6	6	0%	17%	21%	257	424	36	29	-19%
Other Track 4	1	20	>999%	3	1	-67%	-19	5%	0	0	0%	0%	0%	0	0	1	20	>999%
Personal Injury	58	52	-10%	66	63	-5%	11	121%	29	21	-28%	25%	21%	405	327	116	100	-14%
Prod Liability	2	3	50%	1	1	0%	-2	33%	2	1	-50%	29%	13%	800	400	7	8	14%
Prof Malpractic	3	2	-33%	2	8	300%	6	400%	7	2	-71%	47%	18%	2,100	343	15	11	-27%
PIP Coverage	0	2		1	0	-100%	-2	0%	0	0	0%	0%	0%	0	0	0	2	
Real Property	5	2	-60%	5	4	-20%	2	200%	2	0	-100%	22%	0%	185	0	9	2	-78%
Tort Other	19	17	-11%	12	13	8%	-4	76%	8	8	0%	33%	30%	356	480	24	27	13%
Toxic Tort	0	0	0%	0	0	0%	0	100%	1	1	0%	100%	100%			1	1	0%
UM/UIM Bod Inj	0	3		1	3	200%	0	100%	2	0	-100%	67%	0%	0		3	2	-33%
Total	416	472	13%	422	453	7%	-19	96%	129	82	-36%	23%	15%	258	150	550	553	1%

CIVIL BACKLOG SUMMARY BY CASETYPE

February 2025

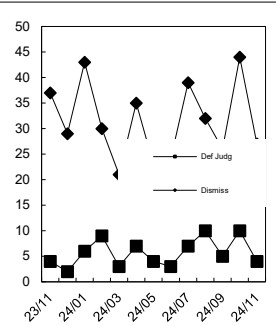
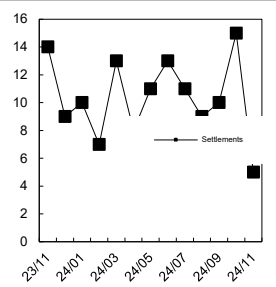
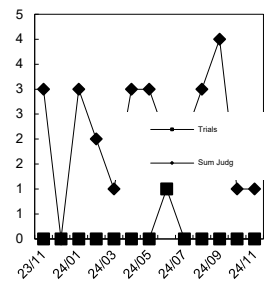
SUSSEX

	Cases in Backlog															Total Backlog
	Track 1					Track 2				Track 3			Track 4			
	12 to 18 months	18 to 24 months	24 to 36 months	over 36 months	Total Track 1	18 to 24 months	24 to 36 months	over 36 months	Total Track 2	24 to 36 months	over 36 months	Total Track 3	24 to 36 months	over 36 months	Total Track 4	
Act on Neg Inst	0	0	0	0	0	0	0	0	0	0	0	0	0	0	0	0
Asbestos	0	0	0	0	0	0	0	0	0	0	0	0	0	0	0	0
Assault & Bat	0	0	0	0	0	0	0	0	0	1	0	1	0	0	0	1
Auto - Pers Inj	0	0	0	0	0	12	8	0	20	0	0	0	0	0	0	20
Auto - Property	0	0	0	0	0	0	0	0	0	0	0	0	0	0	0	0
Book Account	1	0	0	0	1	0	0	0	0	0	0	0	0	0	0	1
Civil Rights	0	0	0	0	0	0	0	0	0	0	3	3	0	0	0	3
Complex Comm	0	0	0	0	0	0	0	0	0	0	0	0	1	2	3	3
Condemnation	0	0	0	0	0	0	0	0	0	0	0	0	0	0	0	0
Construction	0	0	0	0	0	0	0	0	0	0	0	0	0	0	0	0
Contract/Comm	0	0	0	0	0	2	3	1	6	0	0	0	0	0	0	6
Employment	0	0	0	0	0	1	0	0	1	0	0	0	0	0	0	1
Lieu of P. Writ	0	0	0	0	0	0	0	0	0	0	0	0	1	0	1	1
Medical Malprac	0	0	0	0	0	0	0	0	0	3	2	5	0	0	0	5
Name Change	0	0	0	0	0	0	0	0	0	0	0	0	0	0	0	0
Other Insurance	0	0	0	0	0	0	0	0	0	0	0	0	0	0	0	0
Other MCL	0	0	0	0	0	0	0	0	0	0	0	0	0	0	0	0
Other Track 1	2	0	0	0	2	0	0	0	0	0	0	0	0	0	0	2
Other Track 3	0	0	0	0	0	0	0	0	0	4	2	6	0	0	0	6
Other Track 4	0	0	0	0	0	0	0	0	0	0	0	0	0	0	0	0
Personal Injury	0	0	0	0	0	13	8	0	21	0	0	0	0	0	0	21
Prod Liability	0	0	0	0	0	0	0	0	0	0	1	1	0	0	0	1
Prof Malpractic	0	0	0	0	0	0	0	0	0	1	1	2	0	0	0	2
PIP Coverage	0	0	0	0	0	0	0	0	0	0	0	0	0	0	0	0
Real Property	0	0	0	0	0	0	0	0	0	0	0	0	0	0	0	0
Tort Other	0	0	0	0	0	4	3	1	8	0	0	0	0	0	0	8
Toxic Tort	0	0	0	0	0	0	0	0	0	0	1	1	0	0	0	1
UM/UIM Bod Inj	0	0	0	0	0	0	0	0	0	0	0	0	0	0	0	0
Total	3	0	0	0	3	32	22	2	56	9	10	19	2	2	4	82

**CIVIL RESOLUTION SUMMARY BY CASETYPE
JULY 2024 - FEBRUARY 2025
SUSSEX**

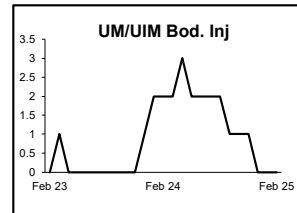
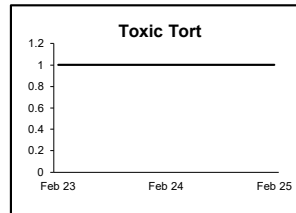
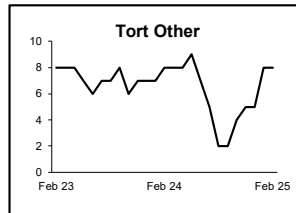
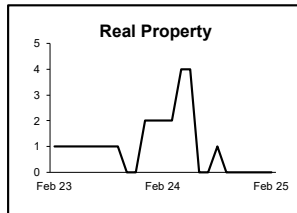
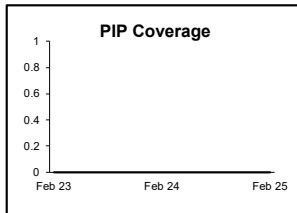
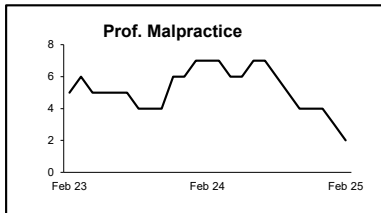
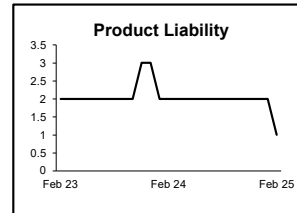
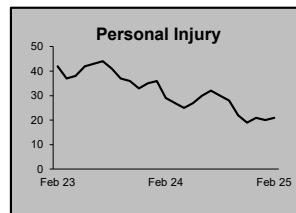
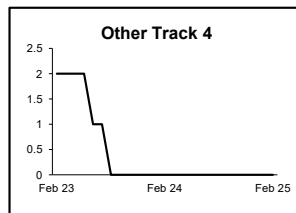
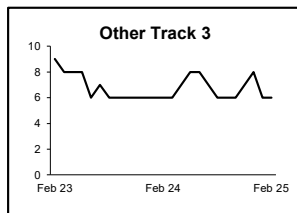
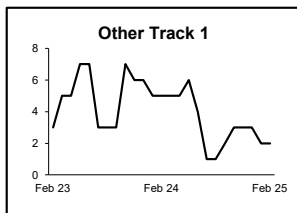
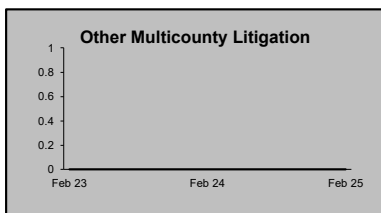
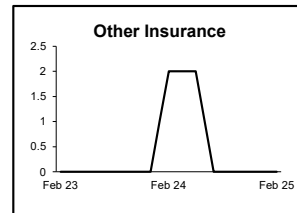
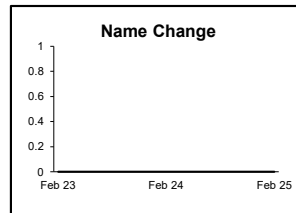
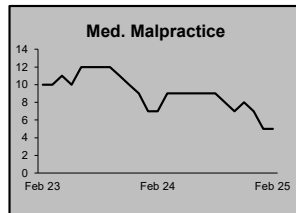
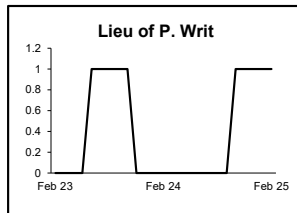
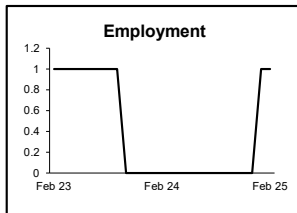
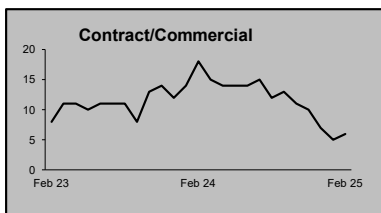
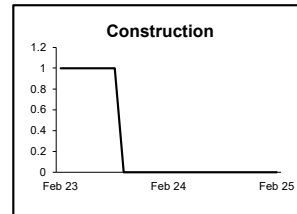
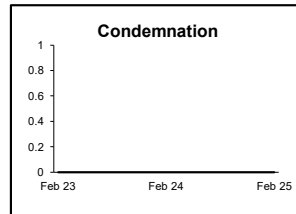
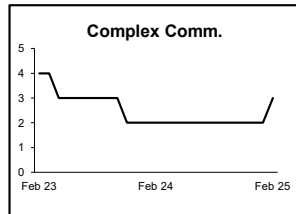
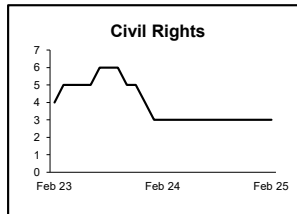
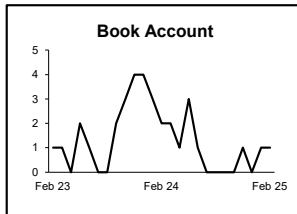
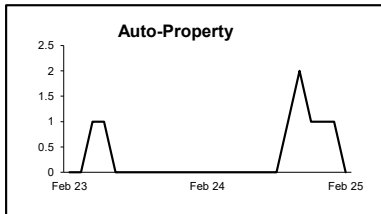
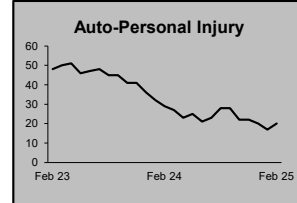
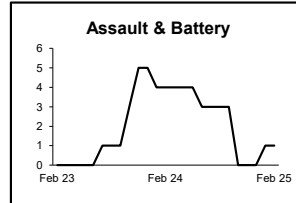
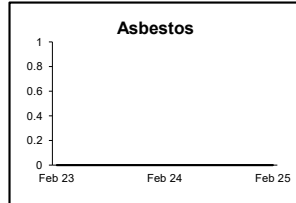
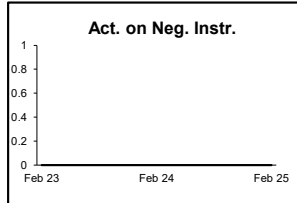
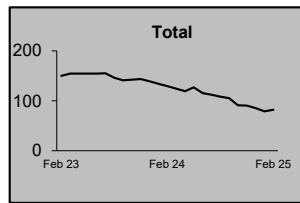
	Trial			Summary					Total	Percent resolved by						Monthly Resolutions
	Jury	Nonjury	Total	Judgment	Settlement	Default Judgment	Dismiss	Other		Trial	Sum Jud	Settle	Default J	Dismiss	Other	
Act on Neg Inst	0	0	0	0	0	0	0	0	0	0%	0%	0%	0%	0%	0%	
Asbestos	0	0	0	0	0	0	0	0	0	0%	0%	0%	0%	0%	0%	
Assault & Bat	0	0	0	0	3	0	0	0	3	0%	0%	100%	0%	0%	0%	
Auto - Pers Inj	1	0	1	3	12	0	48	1	65	2%	5%	18%	0%	74%	2%	
Auto - Property	0	0	0	0	2	0	5	2	9	0%	0%	22%	0%	56%	22%	
Book Account	0	0	0	2	14	34	34	0	84	0%	2%	17%	40%	40%	0%	
Civil Rights	0	0	0	0	0	0	1	0	1	0%	0%	0%	0%	100%	0%	
Complex Commerc	0	0	0	0	0	0	1	0	1	0%	0%	0%	0%	100%	0%	
Condemnation	0	0	0	1	0	0	0	0	1	0%	100%	0%	0%	0%	0%	
Construction	0	0	0	0	0	0	3	0	3	0%	0%	0%	0%	100%	0%	
Contract/Commer	0	0	0	2	13	14	45	7	81	0%	2%	16%	17%	56%	9%	
Employment	0	0	0	0	0	0	1	0	1	0%	0%	0%	0%	100%	0%	
Lieu of P. Writ	0	0	0	3	0	0	6	1	10	0%	30%	0%	0%	60%	10%	
Medical Malprac	0	0	0	0	4	0	5	0	9	0%	0%	44%	0%	56%	0%	
Name Change	0	0	0	0	0	0	0	38	38	0%	0%	0%	0%	0%	100%	
Other Insurance	0	0	0	1	0	0	1	0	2	0%	50%	0%	0%	50%	0%	
Other MCL	0	0	0	0	0	0	0	0	0	0%	0%	0%	0%	0%	0%	
Other Track 1	0	0	0	1	5	1	25	0	32	0%	3%	16%	3%	78%	0%	
Other Track 3	0	0	0	0	6	0	14	0	20	0%	0%	30%	0%	70%	0%	
Other Track 4	0	0	0	0	0	0	1	0	1	0%	0%	0%	0%	100%	0%	
Personal Injury	0	0	0	4	15	1	42	1	63	0%	6%	24%	2%	67%	2%	
Prod Liability	0	0	0	0	0	0	1	0	1	0%	0%	0%	0%	100%	0%	
Prof Malpractic	0	0	0	0	2	0	6	0	8	0%	0%	25%	0%	75%	0%	
PIP Coverage	0	0	0	0	0	0	0	0	0	0%	0%	0%	0%	0%	0%	
Real Property	0	0	0	0	1	0	3	0	4	0%	0%	25%	0%	75%	0%	
Tort Other	0	0	0	2	3	0	7	1	13	0%	15%	23%	0%	54%	8%	
Toxic Tort	0	0	0	0	0	0	0	0	0	0%	0%	0%	0%	0%	0%	
UM/UIM Bod Inj	0	0	0	0	2	0	1	0	3	0%	0%	67%	0%	33%	0%	
Total	1	0	1	19	82	50	250	51	453	0%	4%	18%	11%	55%	11%	

Monthly Resolutions



**CIVIL BACKLOG BY CASETYPE
FEBRUARY 2025
SUSSEX**

	Total	Backlog	% chg
Feb 23		150	
Feb 24		129	-14%
Feb 25		82	-36%



1) Casetypes with the state's largest backlogs are highlighted.

**CIVIL CASELOAD SUMMARY BY CASETYPE
FEBRUARY 2025
UNION**

	Filings			Resolutions			Clearance		Backlog			Backlog Percent		Backlog Per 100 Monthly Filings		Active Pending		
	Jul 2023 to Feb 2024	Jul 2024 to Feb 2025	percent change	Jul 2023 to Feb 2024	Jul 2024 to Feb 2025	percent change	Feb 2025		Feb 2024	Feb 2025	percent change	Feb 2024	Feb 2025	Feb 2024	Feb 2025	Feb 2024	Feb 2025	percent change
							number	percent										
Act on Neg Inst	5	4	-20%	3	1	-67%	-3	25%	1	3	200%	17%	30%	150	514	6	10	67%
Asbestos	0	0	0%	0	0	0%	0	100%	0	0	0%	0%	0%	0	0	0	0	0%
Assault & Bat	5	2	-60%	7	4	-43%	2	200%	3	3	0%	27%	30%	600	514	11	10	-9%
Auto - Pers Inj	1,366	1,437	5%	1,320	1,253	-5%	-184	87%	429	438	2%	18%	18%	248	247	2,363	2,478	5%
Auto - Property	72	56	-22%	56	57	2%	1	102%	4	2	-50%	5%	3%	46	27	78	69	-12%
Book Account	254	390	54%	196	287	46%	-103	74%	25	32	28%	10%	9%	80	71	250	360	44%
Civil Rights	17	15	-12%	11	14	27%	-1	93%	10	9	-10%	34%	36%	545	540	29	25	-14%
Complex Comm	6	13	117%	8	8	0%	-5	62%	10	8	-20%	67%	42%	1,091	565	15	19	27%
Condemnation	1	1	0%	2	4	100%	3	400%	2	2	0%	33%	67%	800	1,200	6	3	-50%
Construction	13	7	-46%	13	14	8%	7	200%	6	4	-33%	23%	31%	313	436	26	13	-50%
Contract/Comm	303	453	50%	290	394	36%	-59	87%	92	60	-35%	21%	11%	232	107	446	523	17%
Employment	10	16	60%	12	6	-50%	-10	38%	5	6	20%	33%	23%	429	288	15	26	73%
Lieu of P. Writ	19	7	-63%	15	7	-53%	0	100%	5	5	0%	17%	17%	200	375	29	29	0%
Medical Malprac	34	22	-35%	24	28	17%	6	127%	51	52	2%	43%	44%	1,249	1,600	120	119	-1%
Name Change	119	132	11%	116	101	-13%	-31	77%	2	1	-50%	4%	2%	13	7	48	64	33%
Other Insurance	27	22	-19%	17	20	18%	-2	91%	4	4	0%	15%	13%	126	133	26	30	15%
Other MCL	0	0	0%	0	0	0%	0	100%	0	0	0%	0%	0%	0	0	0	0	0%
Other Track 1	127	172	35%	126	160	27%	-12	93%	43	37	-14%	27%	22%	248	178	161	172	7%
Other Track 3	85	96	13%	85	77	-9%	-19	80%	45	40	-11%	25%	19%	415	322	178	208	17%
Other Track 4	7	21	200%	3	6	100%	-15	29%	20	18	-10%	65%	42%	2,400	864	31	43	39%
Personal Injury	451	405	-10%	401	443	10%	38	109%	221	202	-9%	24%	24%	407	387	909	846	-7%
Prod Liability	2	6	200%	10	6	-40%	0	100%	2	3	50%	22%	33%	300	514	9	9	0%
Prof Malpractic	14	16	14%	11	17	55%	1	106%	19	22	16%	32%	37%	786	1,148	60	59	-2%
PIP Coverage	3	6	100%	6	5	-17%	-1	83%	0	0	0%	0%	0%	0	0	1	5	400%
Real Property	12	9	-25%	10	12	20%	3	133%	5	5	0%	33%	33%	400	429	15	15	0%
Tort Other	66	75	14%	79	75	-5%	0	100%	17	21	24%	15%	20%	181	217	110	107	-3%
Toxic Tort	0	1		0	1		0	100%	0	1		0%	50%	0	1,200	2	2	0%
UM/UIM Bod Inj	77	68	-12%	68	90	32%	22	132%	26	11	-58%	21%	10%	264	119	121	105	-13%
Total	3,095	3,452	12%	2,889	3,090	7%	-362	90%	1,047	989	-6%	21%	18%	267	231	5,065	5,349	6%

CIVIL BACKLOG SUMMARY BY CASETYPE

February 2025

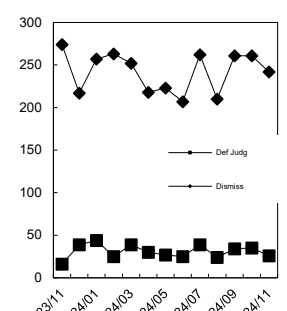
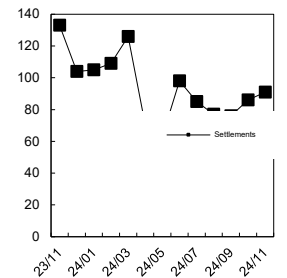
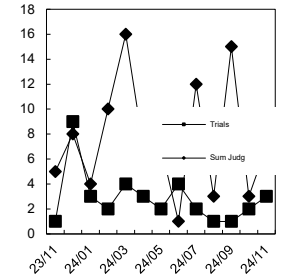
UNION

	Cases in Backlog															Total Backlog
	Track 1					Track 2				Track 3			Track 4			
	12 to 18 months	18 to 24 months	24 to 36 months	over 36 months	Total Track 1	18 to 24 months	24 to 36 months	over 36 months	Total Track 2	24 to 36 months	over 36 months	Total Track 3	24 to 36 months	over 36 months	Total Track 4	
Act on Neg Inst	1	1	0	1	3	0	0	0	0	0	0	0	0	0	0	3
Asbestos	0	0	0	0	0	0	0	0	0	0	0	0	0	0	0	0
Assault & Bat	0	0	0	0	0	0	0	0	0	0	3	3	0	0	0	3
Auto - Pers Inj	0	0	0	0	0	279	110	49	438	0	0	0	0	0	0	438
Auto - Property	1	0	0	0	1	1	0	0	1	0	0	0	0	0	0	2
Book Account	17	6	6	3	32	0	0	0	0	0	0	0	0	0	0	32
Civil Rights	0	0	1	0	1	0	0	0	0	4	4	8	0	0	0	9
Complex Comm	0	0	0	0	0	0	0	0	0	0	0	0	4	4	8	8
Condemnation	0	0	0	0	0	0	0	0	0	2	0	2	0	0	0	2
Construction	0	0	0	0	0	1	1	2	4	0	0	0	0	0	0	4
Contract/Comm	0	0	1	0	1	26	18	15	59	0	0	0	0	0	0	60
Employment	0	0	0	0	0	1	3	2	6	0	0	0	0	0	0	6
Lieu of P. Writ	0	0	0	0	0	0	0	0	0	0	0	0	4	1	5	5
Medical Malprac	0	0	0	0	0	0	0	0	0	22	30	52	0	0	0	52
Name Change	1	0	0	0	1	0	0	0	0	0	0	0	0	0	0	1
Other Insurance	1	1	1	1	4	0	0	0	0	0	0	0	0	0	0	4
Other MCL	0	0	0	0	0	0	0	0	0	0	0	0	0	0	0	0
Other Track 1	13	8	7	4	32	1	0	1	2	1	0	1	2	0	2	37
Other Track 3	0	0	0	0	0	0	0	0	0	19	21	40	0	0	0	40
Other Track 4	0	0	0	0	0	0	0	0	0	0	0	0	2	16	18	18
Personal Injury	0	0	0	0	0	102	73	27	202	0	0	0	0	0	0	202
Prod Liability	0	0	0	0	0	0	0	0	0	3	0	3	0	0	0	3
Prof Malpractic	0	0	0	0	0	0	0	0	0	12	10	22	0	0	0	22
PIP Coverage	0	0	0	0	0	0	0	0	0	0	0	0	0	0	0	0
Real Property	3	1	1	0	5	0	0	0	0	0	0	0	0	0	0	5
Tort Other	0	1	0	0	1	9	5	5	19	0	0	0	1	0	1	21
Toxic Tort	0	0	0	0	0	0	0	0	0	1	0	1	0	0	0	1
UM/UIM Bod Inj	0	0	0	0	0	4	5	2	11	0	0	0	0	0	0	11
Total	37	18	17	9	81	424	215	103	742	64	68	132	13	21	34	989

**CIVIL RESOLUTION SUMMARY BY CASETYPE
JULY 2024 - FEBRUARY 2025
UNION**

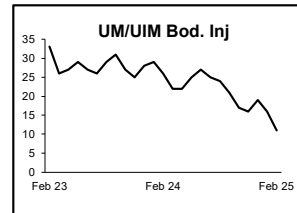
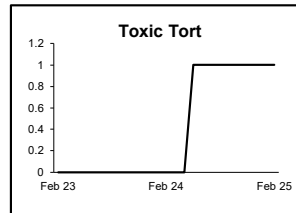
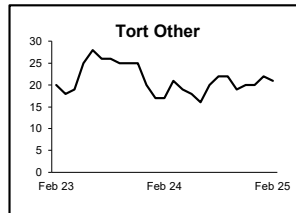
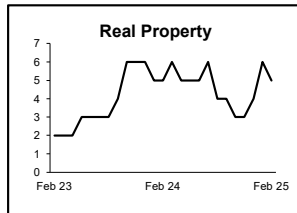
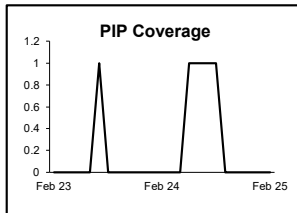
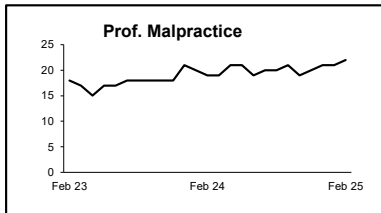
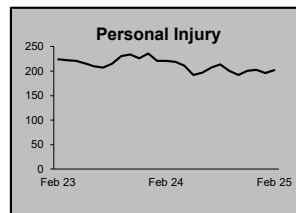
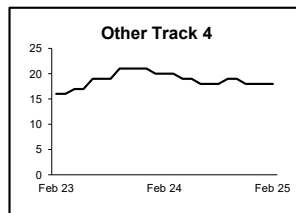
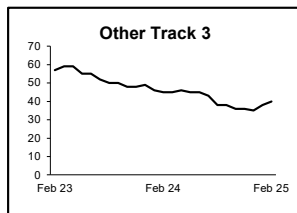
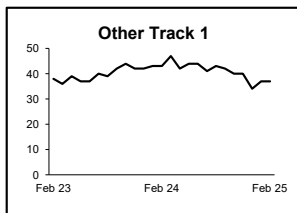
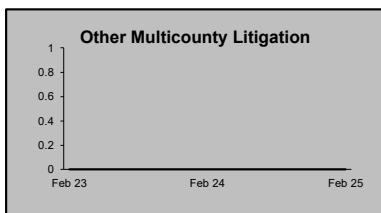
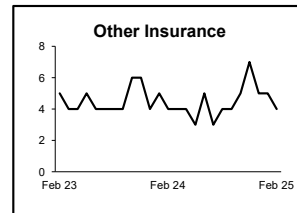
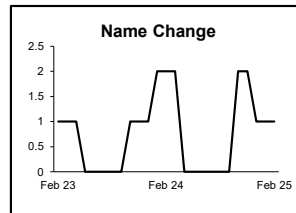
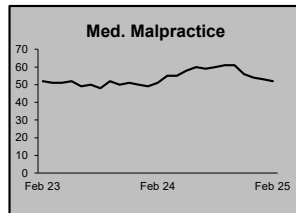
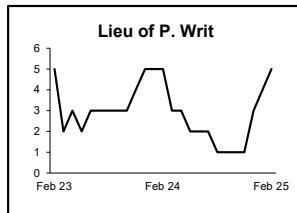
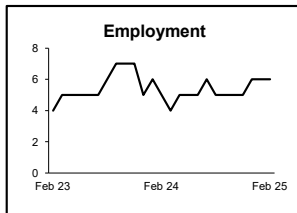
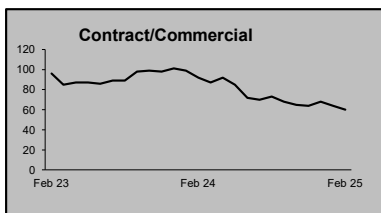
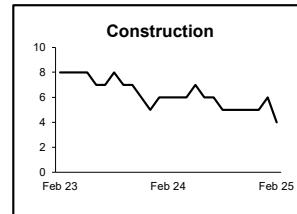
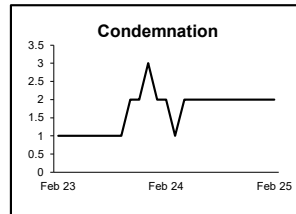
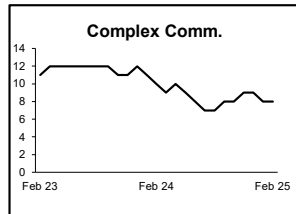
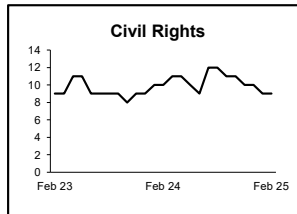
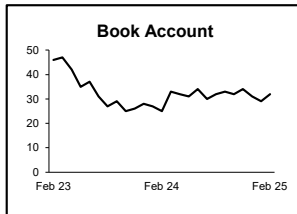
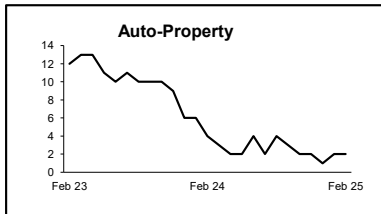
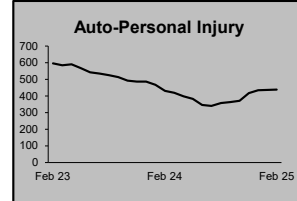
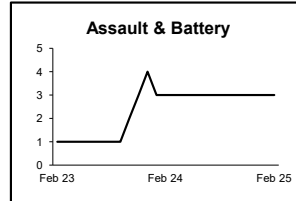
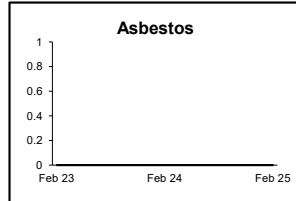
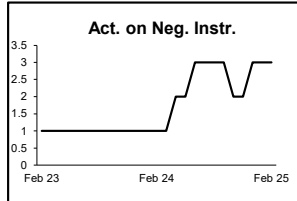
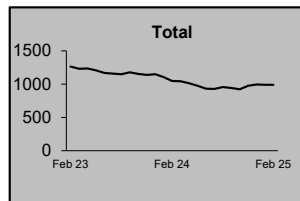
	Trial			Summary					Total	Percent resolved by					
	Jury	Nonjury	Total	Judgment	Settlement	Default Judgment	Dismiss	Other		Trial	Sum Jud	Settle	Default J	Dismiss	Other
Act on Neg Inst	0	0	0	0	0	1	0	0	1	0%	0%	0%	100%	0%	0%
Asbestos	0	0	0	0	0	0	0	0	0	0%	0%	0%	0%	0%	0%
Assault & Bat	0	0	0	0	1	0	3	0	4	0%	0%	25%	0%	75%	0%
Auto - Pers Inj	9	0	9	4	286	6	904	44	1,253	1%	0%	23%	0%	72%	4%
Auto - Property	0	0	0	0	10	12	35	0	57	0%	0%	18%	21%	61%	0%
Book Account	1	0	1	8	44	112	118	4	287	0%	3%	15%	39%	41%	1%
Civil Rights	0	0	0	0	1	0	13	0	14	0%	0%	7%	0%	93%	0%
Complex Commerc	0	0	0	1	1	1	4	1	8	0%	13%	13%	13%	50%	13%
Condemnation	0	0	0	1	1	0	0	2	4	0%	25%	25%	0%	0%	50%
Construction	0	0	0	0	3	3	7	1	14	0%	0%	21%	21%	50%	7%
Contract/Commer	0	1	1	29	59	81	212	12	394	0%	7%	15%	21%	54%	3%
Employment	0	0	0	0	0	1	3	2	6	0%	0%	0%	17%	50%	33%
Lieu of P. Writ	0	0	0	0	0	0	5	2	7	0%	0%	0%	0%	71%	29%
Medical Malprac	2	0	2	0	7	0	18	1	28	7%	0%	25%	0%	64%	4%
Name Change	0	0	0	0	0	0	8	93	101	0%	0%	0%	0%	8%	92%
Other Insurance	0	0	0	1	1	1	15	2	20	0%	5%	5%	5%	75%	10%
Other MCL	0	0	0	0	0	0	0	0	0	0%	0%	0%	0%	0%	0%
Other Track 1	0	0	0	4	19	7	91	39	160	0%	3%	12%	4%	57%	24%
Other Track 3	0	1	1	0	21	0	44	11	77	1%	0%	27%	0%	57%	14%
Other Track 4	0	0	0	0	2	0	4	0	6	0%	0%	33%	0%	67%	0%
Personal Injury	4	0	4	7	133	8	264	27	443	1%	2%	30%	2%	60%	6%
Prod Liability	0	0	0	0	2	0	2	2	6	0%	0%	33%	0%	33%	33%
Prof Malpractic	0	0	0	0	9	0	7	1	17	0%	0%	53%	0%	41%	6%
PIP Coverage	0	0	0	0	1	0	4	0	5	0%	0%	20%	0%	80%	0%
Real Property	0	0	0	0	5	0	7	0	12	0%	0%	42%	0%	58%	0%
Tort Other	0	0	0	0	17	6	51	1	75	0%	0%	23%	8%	68%	1%
Toxic Tort	0	0	0	0	0	0	1	0	1	0%	0%	0%	0%	100%	0%
UM/UIM Bod Inj	0	0	0	0	23	1	64	2	90	0%	0%	26%	1%	71%	2%
Total	16	2	18	55	646	240	1,884	247	3,090	1%	2%	21%	8%	61%	8%

Monthly Resolutions



**CIVIL BACKLOG BY CASETYPE
FEBRUARY 2025
UNION**

	Total	Backlog	% chg
Feb 23		1,262	
Feb 24		1,047	-17%
Feb 25		989	-6%



1) Casetypes with the state's largest backlogs are highlighted.

**CIVIL CASELOAD SUMMARY BY CASETYPE
FEBRUARY 2025
WARREN**

	Filings			Resolutions			Clearance		Backlog			Backlog Percent		Backlog Per 100 Monthly Filings		Active Pending		
	Jul 2023 to Feb 2024	Jul 2024 to Feb 2025	percent change	Jul 2023 to Feb 2024	Jul 2024 to Feb 2025	percent change	Feb 2025		Feb 2024	Feb 2025	percent change	Feb 2024	Feb 2025	Feb 2024	Feb 2025	Feb 2024	Feb 2025	percent change
							number	percent										
Act on Neg Inst	1	0	-100%	0	1		1	100%	0	0	0%	0%	0%	0	0	1	0	-100%
Asbestos	0	0	0%	0	0	0%	0	100%	0	0	0%	0%	0%	0	0	0	0	0%
Assault & Bat	1	1	0%	4	0	-100%	-1	0%	0	0	0%	0%	0%	0	0	0	1	
Auto - Pers Inj	39	58	49%	31	68	119%	10	117%	35	22	-37%	34%	23%	646	300	103	94	-9%
Auto - Property	5	5	0%	3	6	100%	1	120%	0	0	0%	0%	0%	0	0	4	6	50%
Book Account	48	78	63%	49	53	8%	-25	68%	6	0	-100%	17%	0%	101	0	35	61	74%
Civil Rights	2	5	150%	0	1		-4	20%	1	2	100%	25%	29%	400	400	4	7	75%
Complex Comm	1	0	-100%	2	1	-50%	1	100%	1	0	-100%	100%	0%	1,200	0	1	0	-100%
Condemnation	2	0	-100%	0	2		2	100%	0	0	0%	0%	0%	0	0	3	2	-33%
Construction	2	0	-100%	2	4	100%	4	100%	2	0	-100%	33%	0%	600	0	6	1	-83%
Contract/Comm	45	64	42%	46	54	17%	-10	84%	13	10	-23%	23%	14%	244	135	57	73	28%
Employment	1	0	-100%	0	1		1	100%	0	0	0%	0%	0%	0	0	2	1	-50%
Lieu of P. Writ	3	3	0%	5	1	-80%	-2	33%	2	3	50%	29%	33%	400	720	7	9	29%
Medical Malprac	5	8	60%	3	7	133%	-1	88%	19	15	-21%	73%	65%	3,257	2,250	26	23	-12%
Name Change	19	33	74%	18	30	67%	-3	91%	0	0	0%	0%	0%	0	0	3	9	200%
Other Insurance	3	4	33%	0	1		-3	25%	0	1		0%	20%	0	240	3	5	67%
Other MCL	0	0	0%	0	0	0%	0	100%	0	0	0%	0%	0%	0	0	0	0	0%
Other Track 1	22	34	55%	20	22	10%	-12	65%	7	3	-57%	33%	10%	240	75	21	31	48%
Other Track 3	11	11	0%	13	11	-15%	0	100%	3	3	0%	16%	17%	257	240	19	18	-5%
Other Track 4	1	17	>999%	0	2		-15	12%	1	1	0%	33%	5%	600	67	3	19	533%
Personal Injury	31	31	0%	32	34	6%	3	110%	32	23	-28%	40%	35%	960	642	80	66	-18%
Prod Liability	0	1		0	2		1	200%	2	2	0%	67%	67%		1,200	3	3	0%
Prof Malpractic	2	3	50%	0	0	0%	-3	0%	4	4	0%	50%	33%	2,400	960	8	12	50%
PIP Coverage	0	0	0%	0	1		1	100%	1	0	-100%	100%	0%		0	1	0	-100%
Real Property	3	3	0%	2	5	150%	2	167%	3	7	133%	60%	100%	720	2,100	5	7	40%
Tort Other	6	9	50%	8	8	0%	-1	89%	4	1	-75%	36%	13%	480	86	11	8	-27%
Toxic Tort	1	0	-100%	0	1		1	100%	1	0	-100%	50%	0%	1,200	0	2	0	-100%
UM/UIM Bod Inj	2	1	-50%	2	3	50%	2	300%	2	1	-50%	40%	33%	800	600	5	3	-40%
Total	256	369	44%	240	319	33%	-50	86%	139	98	-29%	34%	21%	432	225	413	459	11%

CIVIL BACKLOG SUMMARY BY CASETYPE

February 2025

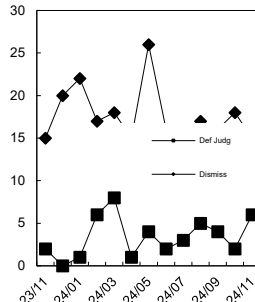
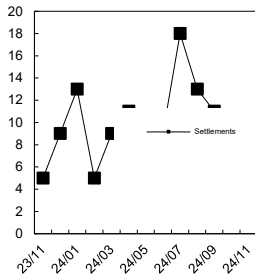
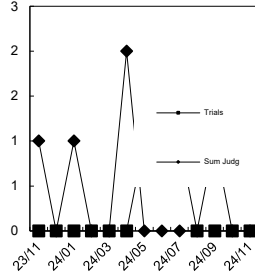
WARREN

	Cases in Backlog															Total Backlog
	Track 1					Track 2				Track 3			Track 4			
	12 to 18 months	18 to 24 months	24 to 36 months	over 36 months	Total Track 1	18 to 24 months	24 to 36 months	over 36 months	Total Track 2	24 to 36 months	over 36 months	Total Track 3	24 to 36 months	over 36 months	Total Track 4	
Act on Neg Inst	0	0	0	0	0	0	0	0	0	0	0	0	0	0	0	0
Asbestos	0	0	0	0	0	0	0	0	0	0	0	0	0	0	0	0
Assault & Bat	0	0	0	0	0	0	0	0	0	0	0	0	0	0	0	0
Auto - Pers Inj	0	0	0	0	0	8	8	6	22	0	0	0	0	0	0	22
Auto - Property	0	0	0	0	0	0	0	0	0	0	0	0	0	0	0	0
Book Account	0	0	0	0	0	0	0	0	0	0	0	0	0	0	0	0
Civil Rights	0	0	0	0	0	0	0	0	0	1	1	2	0	0	0	2
Complex Comm	0	0	0	0	0	0	0	0	0	0	0	0	0	0	0	0
Condemnation	0	0	0	0	0	0	0	0	0	0	0	0	0	0	0	0
Construction	0	0	0	0	0	0	0	0	0	0	0	0	0	0	0	0
Contract/Comm	0	0	0	0	0	4	3	3	10	0	0	0	0	0	0	10
Employment	0	0	0	0	0	0	0	0	0	0	0	0	0	0	0	0
Lieu of P. Writ	0	0	0	0	0	0	0	0	0	0	0	0	1	2	3	3
Medical Malprac	0	0	0	0	0	0	0	0	0	1	14	15	0	0	0	15
Name Change	0	0	0	0	0	0	0	0	0	0	0	0	0	0	0	0
Other Insurance	0	1	0	0	1	0	0	0	0	0	0	0	0	0	0	1
Other MCL	0	0	0	0	0	0	0	0	0	0	0	0	0	0	0	0
Other Track 1	2	0	0	1	3	0	0	0	0	0	0	0	0	0	0	3
Other Track 3	0	0	0	0	0	0	0	0	0	3	0	3	0	0	0	3
Other Track 4	0	0	0	0	0	0	0	0	0	0	0	0	0	1	1	1
Personal Injury	0	0	0	0	0	9	8	6	23	0	0	0	0	0	0	23
Prod Liability	0	0	0	0	0	0	0	0	0	1	1	2	0	0	0	2
Prof Malpractic	0	0	0	0	0	0	0	0	0	1	3	4	0	0	0	4
PIP Coverage	0	0	0	0	0	0	0	0	0	0	0	0	0	0	0	0
Real Property	2	2	2	1	7	0	0	0	0	0	0	0	0	0	0	7
Tort Other	0	0	0	0	0	0	1	0	1	0	0	0	0	0	0	1
Toxic Tort	0	0	0	0	0	0	0	0	0	0	0	0	0	0	0	0
UM/UIM Bod Inj	0	0	0	0	0	0	1	0	1	0	0	0	0	0	0	1
Total	4	3	2	2	11	21	21	15	57	7	19	26	1	3	4	98

**CIVIL RESOLUTION SUMMARY BY CASETYPE
JULY 2024 - FEBRUARY 2025
WARREN**

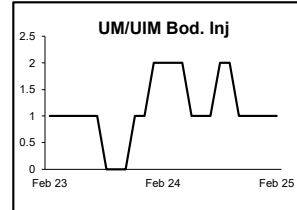
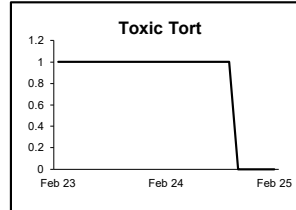
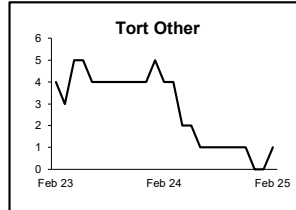
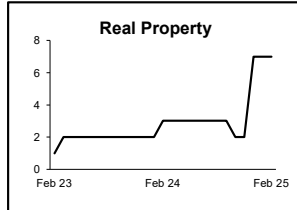
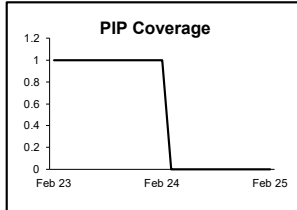
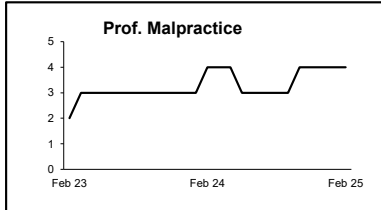
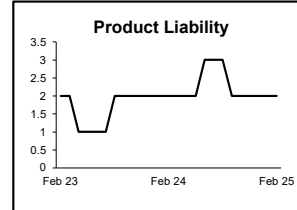
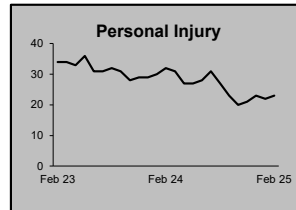
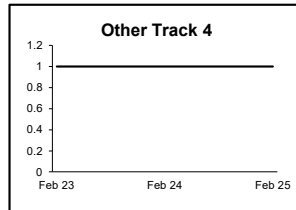
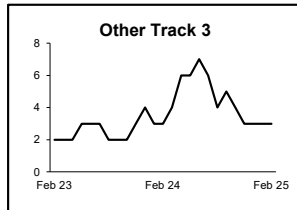
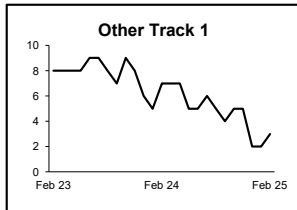
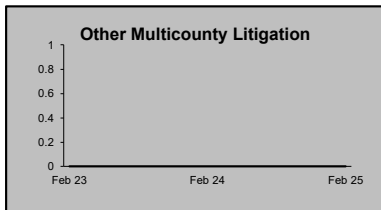
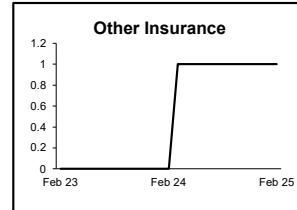
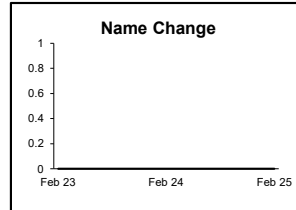
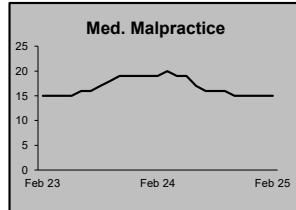
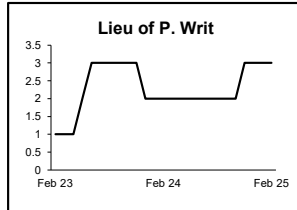
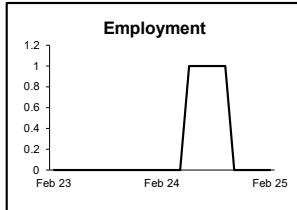
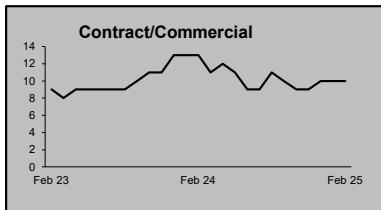
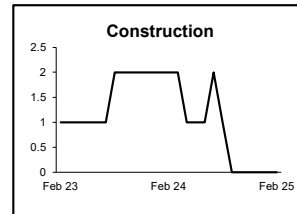
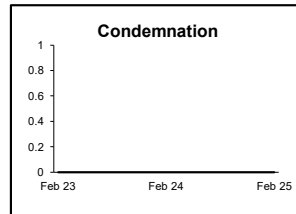
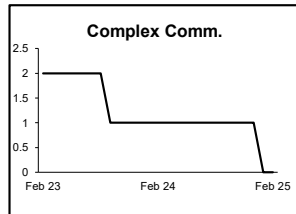
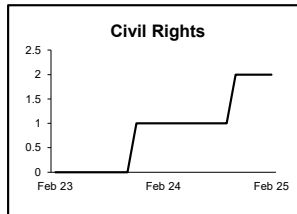
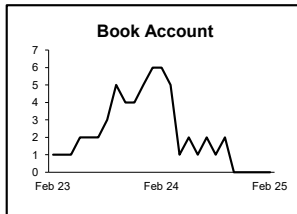
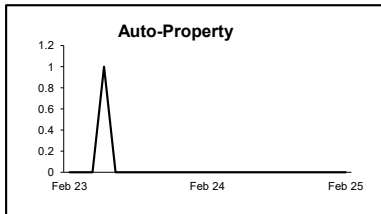
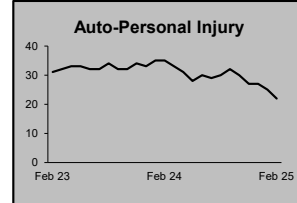
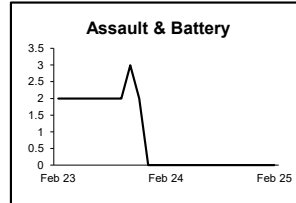
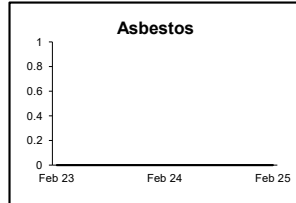
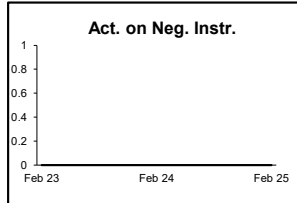
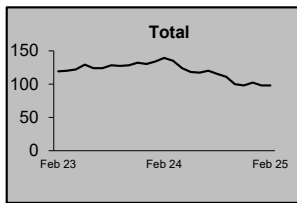
	Trial			Summary					Total	Percent resolved by						Monthly Resolutions
	Jury	Nonjury	Total	Judgment	Settlement	Default Judgment	Dismiss	Other		Trial	Sum Jud	Settle	Default J	Dismiss	Other	
Act on Neg Inst	0	0	0	0	0	0	1	0	1	0%	0%	0%	0%	100%	0%	
Asbestos	0	0	0	0	0	0	0	0	0	0%	0%	0%	0%	0%	0%	
Assault & Bat	0	0	0	0	0	0	0	0	0	0%	0%	0%	0%	0%	0%	
Auto - Pers Inj	0	0	0	0	19	2	41	6	68	0%	0%	28%	3%	60%	9%	
Auto - Property	0	0	0	0	0	2	3	1	6	0%	0%	0%	33%	50%	17%	
Book Account	0	0	0	3	12	13	24	1	53	0%	6%	23%	25%	45%	2%	
Civil Rights	0	0	0	0	0	0	1	0	1	0%	0%	0%	0%	100%	0%	
Complex Commerc	0	0	0	0	1	0	0	0	1	0%	0%	100%	0%	0%	0%	
Condemnation	0	0	0	0	1	0	0	1	2	0%	0%	50%	0%	0%	50%	
Construction	0	0	0	0	1	0	2	1	4	0%	0%	25%	0%	50%	25%	
Contract/Commer	0	1	1	0	18	6	24	5	54	2%	0%	33%	11%	44%	9%	
Employment	0	0	0	0	1	0	0	0	1	0%	0%	100%	0%	0%	0%	
Lieu of P. Writ	0	0	0	0	0	0	1	0	1	0%	0%	0%	0%	100%	0%	
Medical Malprac	0	1	1	0	1	0	2	3	7	14%	0%	14%	0%	29%	43%	
Name Change	0	0	0	0	0	0	1	29	30	0%	0%	0%	0%	3%	97%	
Other Insurance	0	0	0	0	0	1	0	0	1	0%	0%	0%	100%	0%	0%	
Other MCL	0	0	0	0	0	0	0	0	0	0%	0%	0%	0%	0%	0%	
Other Track 1	0	1	1	0	5	2	7	7	22	5%	0%	23%	9%	32%	32%	
Other Track 3	0	0	0	0	5	0	5	1	11	0%	0%	45%	0%	45%	9%	
Other Track 4	0	0	0	0	1	1	0	0	2	0%	0%	50%	50%	0%	0%	
Personal Injury	0	0	0	0	16	0	16	2	34	0%	0%	47%	0%	47%	6%	
Prod Liability	0	0	0	0	1	0	1	0	2	0%	0%	50%	0%	50%	0%	
Prof Malpractic	0	0	0	0	0	0	0	0	0	0%	0%	0%	0%	0%	0%	
PIP Coverage	0	0	0	0	0	0	1	0	1	0%	0%	0%	0%	100%	0%	
Real Property	0	0	0	0	2	0	1	2	5	0%	0%	40%	0%	20%	40%	
Tort Other	0	0	0	0	2	0	5	1	8	0%	0%	25%	0%	63%	13%	
Toxic Tort	0	0	0	0	0	0	1	0	1	0%	0%	0%	0%	100%	0%	
UM/UIM Bod Inj	0	0	0	0	1	0	2	0	3	0%	0%	33%	0%	67%	0%	
Total	0	3	3	3	87	27	139	60	319	1%	1%	27%	8%	44%	19%	

Monthly Resolutions



**CIVIL BACKLOG BY CASETYPE
FEBRUARY 2025
WARREN**

	Total	Backlog	% chg
Feb 23		119	
Feb 24		139	17%
Feb 25		98	-29%



1) Casetypes with the state's largest backlogs are highlighted.

**CIVIL CASELOAD SUMMARY BY CASETYPE
FEBRUARY 2025
STATE**

	Filings			Resolutions			Clearance		Backlog			Backlog Percent		Backlog Per 100 Monthly Filings		Active Pending		
	Jul 2023 to Feb 2024	Jul 2024 to Feb 2025	percent change	Jul 2023 to Feb 2024	Jul 2024 to Feb 2025	percent change	Feb 2025		Feb 2024	Feb 2025	percent change	Feb 2024	Feb 2025	Feb 2024	Feb 2025	Feb 2024	Feb 2025	percent change
						number	percent											
Act on Neg Inst	104	106	2%	73	96	32%	-10	91%	15	14	-7%	14%	14%	122	102	104	98	-6%
Asbestos	152	87	-43%	130	148	14%	61	170%	532	372	-30%	62%	61%	2,296	3,689	856	610	-29%
Assault & Bat	105	112	7%	132	179	36%	67	160%	565	836	48%	73%	81%	4,490	6,270	771	1,034	34%
Auto - Pers Inj	14,418	15,346	6%	14,974	14,709	-2%	-637	96%	6,752	5,422	-20%	25%	20%	370	286	27,541	27,245	-1%
Auto - Property	751	631	-16%	583	722	24%	91	114%	67	56	-16%	8%	8%	74	67	844	703	-17%
Book Account	5,059	6,690	32%	4,201	5,697	36%	-993	85%	337	274	-19%	8%	5%	56	35	4,077	5,177	27%
Civil Rights	279	269	-4%	223	269	21%	0	100%	301	234	-22%	46%	39%	931	699	660	597	-10%
Complex Commerc	183	197	8%	212	193	-9%	-4	98%	233	205	-12%	42%	41%	902	801	551	494	-10%
Condemnation	152	104	-32%	131	84	-36%	-20	81%	38	38	0%	21%	19%	227	304	180	204	13%
Construction	272	265	-3%	289	313	8%	48	118%	221	143	-35%	38%	29%	624	424	586	497	-15%
Contract/Commer	5,594	6,585	18%	5,565	6,213	12%	-372	94%	1,158	1,006	-13%	16%	13%	160	122	7,022	7,742	10%
Employment	202	210	4%	182	173	-5%	-37	82%	67	79	18%	22%	23%	273	293	300	339	13%
Lieu of P. Writ	325	261	-20%	295	313	6%	52	120%	121	113	-7%	21%	21%	283	331	565	537	-5%
Medical Malprac	617	615	0%	670	746	11%	131	121%	1,143	1,029	-10%	44%	43%	1,456	1,300	2,572	2,383	-7%
Name Change	1,938	2,336	21%	1,892	2,283	21%	-53	98%	5	5	0%	1%	1%	2	2	559	694	24%
Other Insurance	281	323	15%	270	287	6%	-36	89%	103	73	-29%	29%	20%	299	186	356	358	1%
Other MCL	1,162	228	-80%	595	858	44%	630	376%	11,374	11,393	0%	83%	88%	10,058	30,654	13,762	12,982	-6%
Other Track 1	2,503	2,649	6%	2,273	2,455	8%	-194	93%	504	373	-26%	20%	16%	159	114	2,461	2,342	-5%
Other Track 3	1,618	1,511	-7%	1,403	1,539	10%	28	102%	655	609	-7%	20%	19%	317	310	3,209	3,271	2%
Other Track 4	146	557	282%	166	138	-17%	-419	25%	242	192	-21%	51%	23%	1,320	361	476	848	78%
Personal Injury	6,280	6,025	-4%	6,154	6,511	6%	486	108%	4,224	3,703	-12%	30%	28%	536	487	14,312	13,264	-7%
Prod Liability	169	174	3%	186	162	-13%	-12	93%	110	108	-2%	29%	30%	484	480	384	363	-5%
Prof Malpractic	288	277	-4%	346	357	3%	80	129%	314	278	-11%	34%	31%	847	794	930	900	-3%
PIP Coverage	121	119	-2%	133	129	-3%	10	108%	25	12	-52%	22%	13%	147	83	112	90	-20%
Real Property	225	203	-10%	219	227	4%	24	112%	74	66	-11%	29%	29%	245	245	258	231	-10%
Tort Other	1,149	1,166	1%	1,178	1,212	3%	46	104%	590	438	-26%	30%	24%	393	296	1,996	1,810	-9%
Toxic Tort	14	12	-14%	18	16	-11%	4	133%	12	13	8%	31%	37%	686	867	39	35	-10%
UM/UIM Bod Inj	807	811	0%	877	898	2%	87	111%	308	257	-17%	21%	20%	292	250	1,464	1,315	-10%
Total	44,914	47,869	7%	43,370	46,927	8%	-942	98%	30,090	27,341	-9%	35%	32%	534	461	86,947	86,163	-1%

CIVIL BACKLOG SUMMARY BY CASETYPE

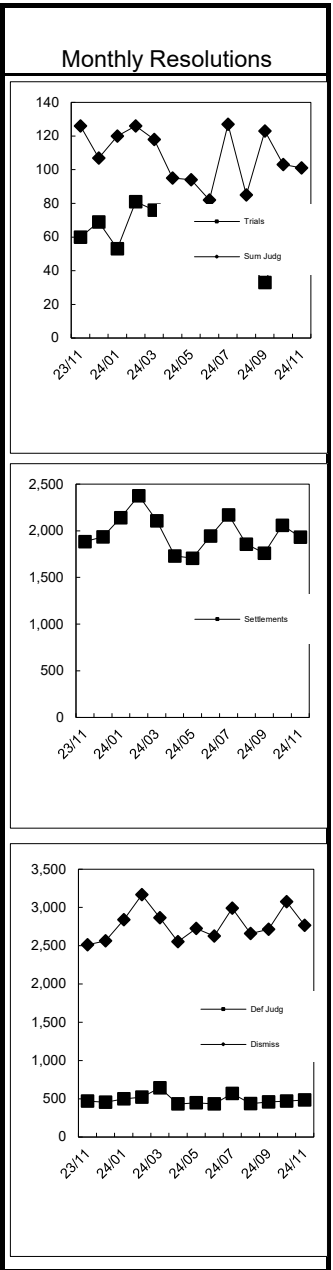
February 2025

STATE

	Cases in Backlog															
	Track 1					Track 2				Track 3			Track 4			Total Backlog
	12 to 18 months	18 to 24 months	24 to 36 months	over 36 months	Total Track 1	18 to 24 months	24 to 36 months	over 36 months	Total Track 2	24 to 36 months	over 36 months	Total Track 3	24 to 36 months	over 36 months	Total Track 4	
Act on Neg Inst	8	2	1	3	14	0	0	0	0	0	0	0	0	0	0	14
Asbestos	0	0	0	0	0	0	0	0	0	0	0	0	78	294	372	372
Assault & Bat	0	0	0	0	0	0	1	0	1	65	770	835	0	0	0	836
Auto - Pers Inj	0	0	0	0	0	2,913	1,788	719	5,420	0	2	2	0	0	0	5,422
Auto - Property	1	0	0	0	1	30	18	7	55	0	0	0	0	0	0	56
Book Account	189	43	26	11	269	1	3	0	4	0	0	0	0	1	1	274
Civil Rights	0	0	1	0	1	0	1	0	1	82	150	232	0	0	0	234
Complex Comm	0	0	0	0	0	0	0	0	0	0	0	0	73	132	205	205
Condemnation	0	0	0	1	1	0	0	0	0	15	22	37	0	0	0	38
Construction	0	0	0	0	0	40	46	56	142	0	1	1	0	0	0	143
Contract/Comm	3	0	1	0	4	451	340	210	1,001	1	0	1	0	0	0	1,006
Employment	0	0	0	0	0	35	26	18	79	0	0	0	0	0	0	79
Lieu of P. Writ	0	0	0	0	0	0	0	0	0	0	0	0	48	65	113	113
Medical Malprac	0	0	0	0	0	0	0	0	0	485	544	1,029	0	0	0	1,029
Name Change	4	1	0	0	5	0	0	0	0	0	0	0	0	0	0	5
Other Insurance	28	18	10	9	65	5	1	2	8	0	0	0	0	0	0	73
Other MCL	0	0	0	0	0	0	0	0	0	0	0	0	1,031	10,362	11,393	11,393
Other Track 1	148	73	58	42	321	10	8	5	23	2	24	26	2	1	3	373
Other Track 3	0	0	0	0	0	0	0	0	0	348	261	609	0	0	0	609
Other Track 4	0	0	0	0	0	2	0	0	2	0	0	0	47	143	190	192
Personal Injury	0	0	0	0	0	1,693	1,426	512	3,631	2	70	72	0	0	0	3,703
Prod Liability	0	0	0	0	0	0	0	0	0	63	45	108	0	0	0	108
Prof Malpractic	0	0	0	0	0	0	0	0	0	139	139	278	0	0	0	278
PIP Coverage	3	3	5	1	12	0	0	0	0	0	0	0	0	0	0	12
Real Property	22	17	16	10	65	0	0	0	0	0	1	1	0	0	0	66
Tort Other	0	1	0	0	1	162	135	100	397	1	38	39	1	0	1	438
Toxic Tort	0	0	0	0	0	0	0	0	0	9	4	13	0	0	0	13
UM/UIM Bod Inj	0	0	0	0	0	135	89	33	257	0	0	0	0	0	0	257
Total	406	158	118	77	759	5,477	3,882	1,662	11,021	1,212	2,071	3,283	1,280	10,998	12,278	27,341

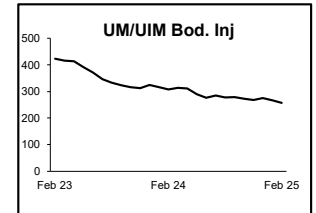
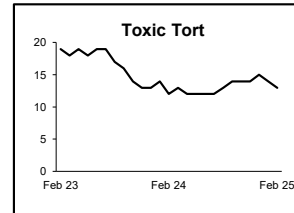
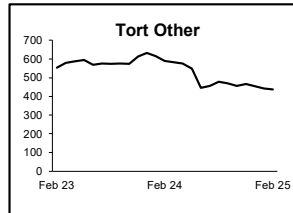
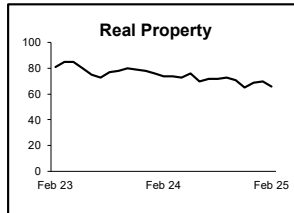
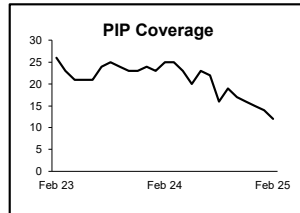
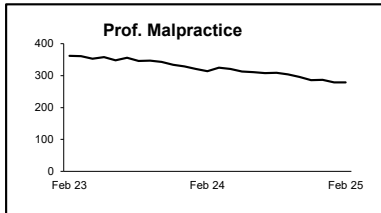
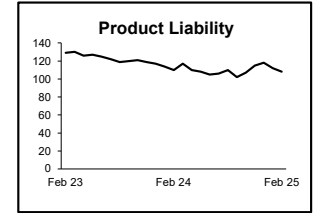
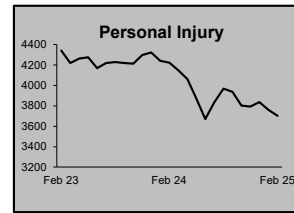
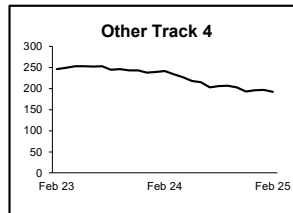
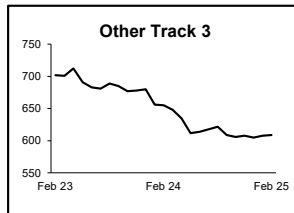
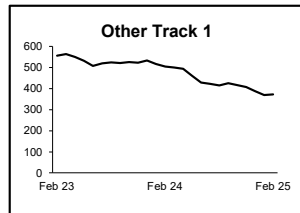
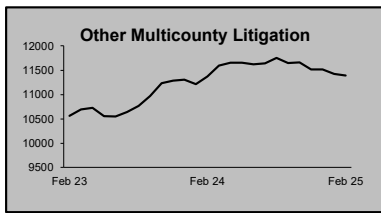
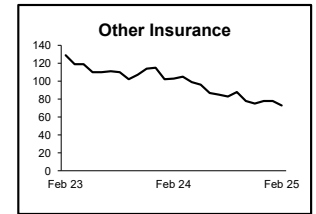
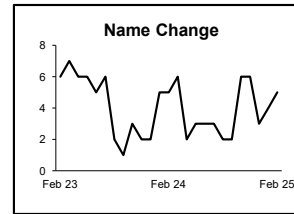
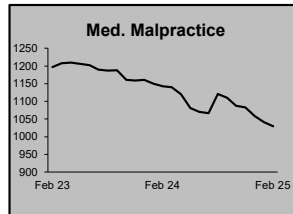
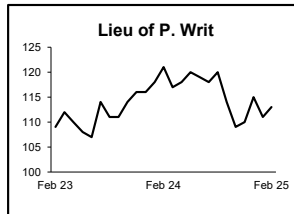
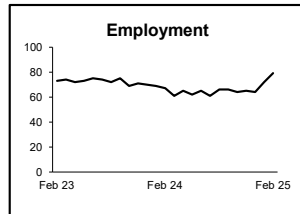
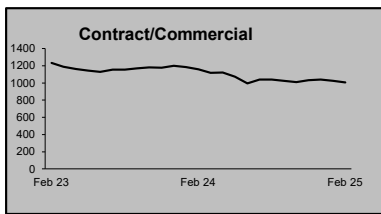
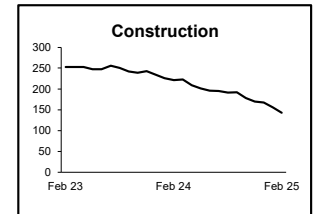
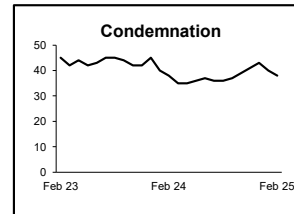
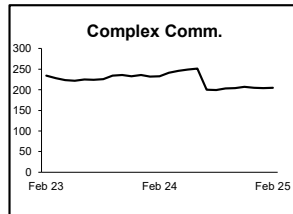
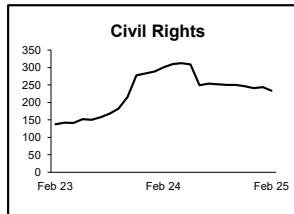
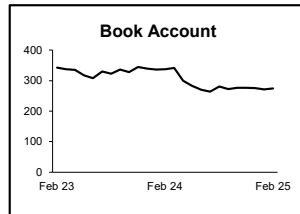
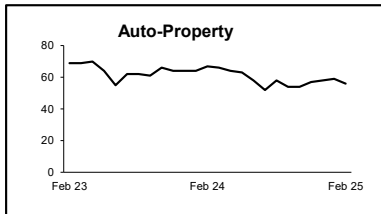
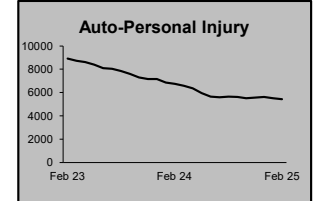
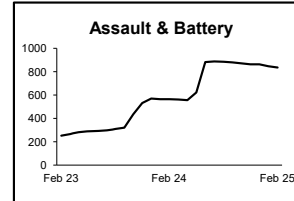
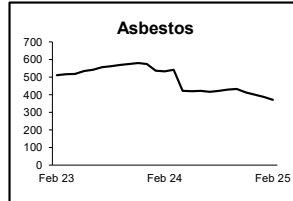
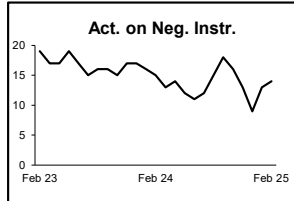
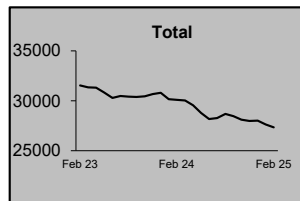
**CIVIL RESOLUTION SUMMARY BY CASETYPE
JULY 2024 - FEBRUARY 2025
STATE**

	Trial			Summary					Total	Percent resolved by					
	Jury	Nonjury	Total	Judgment	Settlement	Default Judgment	Dismiss	Other		Trial	Sum Jud	Settle	Default J	Dismiss	Other
Act on Neg Inst	0	0	0	12	13	39	30	2	96	0%	13%	14%	41%	31%	2%
Asbestos	0	0	0	0	132	0	13	3	148	0%	0%	89%	0%	9%	2%
Assault & Bat	0	1	1	4	79	4	86	5	179	1%	2%	44%	2%	48%	3%
Auto - Pers Inj	142	3	145	112	5,894	69	7,916	573	14,709	1%	1%	40%	0%	54%	4%
Auto - Property	0	0	0	8	161	216	325	12	722	0%	1%	22%	30%	45%	2%
Book Account	3	9	12	169	1,272	1,920	2,248	76	5,697	0%	3%	22%	34%	39%	1%
Civil Rights	2	0	2	8	50	1	176	32	269	1%	3%	19%	0%	65%	12%
Complex Commerc	7	1	8	4	60	8	83	30	193	4%	2%	31%	4%	43%	16%
Condemnation	5	0	5	5	16	1	12	45	84	6%	6%	19%	1%	14%	54%
Construction	5	3	8	7	128	23	137	10	313	3%	2%	41%	7%	44%	3%
Contract/Commer	17	43	60	219	1,485	1,081	3,061	306	6,213	1%	4%	24%	17%	49%	5%
Employment	0	1	1	1	59	4	86	22	173	1%	1%	34%	2%	50%	13%
Lieu of P. Writ	2	28	30	18	41	1	185	38	313	10%	6%	13%	0%	59%	12%
Medical Malprac	38	1	39	9	346	0	302	50	746	5%	1%	46%	0%	40%	7%
Name Change	0	0	0	0	0	0	149	2,134	2,283	0%	0%	0%	0%	7%	93%
Other Insurance	1	1	2	14	74	21	146	30	287	1%	5%	26%	7%	51%	10%
Other MCL	0	0	0	0	224	0	629	5	858	0%	0%	26%	0%	73%	1%
Other Track 1	2	7	9	64	618	115	1,181	468	2,455	0%	3%	25%	5%	48%	19%
Other Track 3	16	4	20	19	580	11	714	195	1,539	1%	1%	38%	1%	46%	13%
Other Track 4	1	0	1	9	50	19	52	7	138	1%	7%	36%	14%	38%	5%
Personal Injury	51	0	51	91	2,840	53	3,040	436	6,511	1%	1%	44%	1%	47%	7%
Prod Liability	1	0	1	1	47	3	70	40	162	1%	1%	29%	2%	43%	25%
Prof Malpractic	6	0	6	8	169	5	150	19	357	2%	2%	47%	1%	42%	5%
PIP Coverage	0	0	0	2	44	0	75	8	129	0%	2%	34%	0%	58%	6%
Real Property	2	5	7	5	54	15	119	27	227	3%	2%	24%	7%	52%	12%
Tort Other	9	6	15	19	380	116	606	76	1,212	1%	2%	31%	10%	50%	6%
Toxic Tort	1	0	1	0	5	0	9	1	16	6%	0%	31%	0%	56%	6%
UM/UIM Bod Inj	8	0	8	2	339	7	509	33	898	1%	0%	38%	1%	57%	4%
Total	319	113	432	810	15,160	3,732	22,109	4,683	46,927	1%	2%	32%	8%	47%	10%



**CIVIL BACKLOG BY CASETYPE
FEBRUARY 2025
STATE**

	Total	Backlog	% chg
Feb 23		31,536	
Feb 24		30,090	-5%
Feb 25		27,341	-9%



1) Casetypes with the state's largest backlogs are highlighted.