



**New Jersey Judiciary
CIVIL STATISTICS
January 2025**

TABLE OF CONTENTS

Introduction, Abbreviations, and Glossary	i
Tables and Graphs By County	1
Tables and Graphs by Case Type	
Atlantic	3
Bergen	7
Burlington	11
Camden	15
Cape May	19
Cumberland	23
Essex	27
Gloucester	31
Hudson	35
Hunterdon	39
Mercer	43
Middlesex	47
Monmouth	51
Morris	55
Ocean	59
Passaic	63
Salem	67
Somerset	71
Sussex	75
Union	79
Warren	83
State	87

INTRODUCTION

CIVIL STATISTICS provides court year-to-date civil-law statistics for New Jersey's twenty-one counties. Data is compiled from a monthly statistical extract of the Automated Case Management System.

The report provides 4-page summaries of filings, resolutions, clearance, backlog, and active pending by case type for counties and the state. Case type categories are based on the Case Information Statement (CIS). Some categories are consolidated as shown in the table on the next page.

GLOSSARY

Filings: Filings include new, reopened, reactivated, and transferred cases

Resolutions: Include trials, summary judgments, settlements, default judgments dismissals, inactivations, transfers, and other summary matters

Clearance: Resolutions minus filings

Backlog: Cases over case processing goal as listed below. Cases are aged from date of complaint exclusive of inactive and closed time.

 Track 1 backlog = over 12 months

 Track 2 backlog = over 18 months

 Track 3 backlog = over 24 months

 Track 4 backlog = over 24 months

Backlog Per 100 Monthly Filings: $(\text{backlog}) / (\text{average monthly filings in previous court year}) * 100$

Active Pending: Cases not resolved. Does not include inactive cases.

CIVIL STATISTICS is produced by the Administrative Office of the Courts' Quantitative Research Unit. Questions or comments can be directed to:

Quantitative Research Unit: PO Box 037, Trenton, NJ 08625
(609) 815-2900 x52530

CASE TYPE ABBREVIATIONS

TRACK I

Action on Negotiable Instrument (Act on New Inst)

Book Account

Name Change

Other Insurance Claim Including Declaratory Judgment Actions (other insurance)

PIP Coverage

Real Property

Other Track 1: Forfeiture, Summary Action, UM or UIM Claim, Lemon Law, Open Public Records Act, Tenancy, Miscellaneous, No Show Jurors
UM/UIM Coverage

TRACK II

Auto Negligence - Personal Injury

Auto Negligence - Property Damage

Construction

Contract/Commercial Transactions

Employment other than CEPA or LAD

Personal Injury

Tort - Other

UM/UIM Bodily Injury

TRACK III

Assault and Battery

Civil Rights

Condemnation

Medical Malpractice

Product Liability

Professional Malpractice

Toxic Tort

Other Track 3: Defamation, Inverse Condemnation, Whistle Blower/Conscientious, Employee Protection Act, Law Against Discrimination

TRACK IV

Action in Lieu of Prerogative Writ (Lieu of P. Writ)

Asbestos

Complex Commercial

Other Multicounty Litigation (formerly "mass tort") and/or Centrally Managed Cases:

Abilify, Allergen Biocell Textured Breast Implants, Asbestos, Bard Implanted Port Catheter Products,

DePuy ASR Hip Implant, Elmiron Pelvic Mesh - Bard, Pelvic Mesh - Gynecare, Physiomesh,

Pinnacle Metal -on- Metal (MoM) Hip Implants, Proceed Surgical Mesh/Proceed Ventral Patch, Prolene Hernia System Mesh,

Proton-Pump Inhibitors, Singulair, Strattice Hernia Mesh, Stryker Hip/ABG II, Stryker LFIT CoCr V40 Femoral Heads,

Stryker Trident Hip Implants, Talc-Powder, Tassigna, Taxotere/Docetaxel, Zostavax.

Other Track 4: Complex Construction, Cullen Lit., Environmental Coverage Litigation, False Claims, Insurance Fraud, Mt. Laurel

**CIVIL CASELOAD SUMMARY BY COUNTY
JANUARY 2025
STATE**

	Filings			Resolutions			Clearance		Backlog			Backlog Percent		Backlog Per 100 Monthly Filings		Active Pending		
	Jul 2023 to Jan 2024	Jul 2024 to Jan 2025	percent change	Jul 2023 to Jan 2024	Jul 2024 to Jan 2025	percent change	Jan 2025		Jan 2024	Jan 2025	percent change	Jan 2024	Jan 2025	Jan 2024	Jan 2025	Jan 2024	Jan 2025	percent change
							number	percent										
Atlantic	2,311	1,513	-35%	1,473	1,530	4%	17	101%	5,041	5,803	15%	56%	64%	1,751	2,541	9,040	9,019	0%
Bergen	4,427	4,923	11%	4,546	5,190	14%	267	105%	4,717	3,888	-18%	42%	37%	753	563	11,231	10,553	-6%
Burlington	1,474	1,659	13%	1,489	1,478	-1%	-181	89%	320	351	10%	14%	14%	148	148	2,262	2,507	11%
Camden	2,169	2,434	12%	2,327	2,382	2%	-52	98%	519	450	-13%	15%	13%	163	129	3,395	3,503	3%
Cape May	266	289	9%	295	315	7%	26	109%	107	102	-5%	21%	20%	256	230	505	504	0%
Cumberland	493	484	-2%	442	504	14%	20	104%	157	129	-18%	20%	17%	229	192	792	761	-4%
Essex	5,323	5,925	11%	5,398	6,291	17%	366	106%	4,932	3,775	-23%	38%	31%	650	456	13,068	12,213	-7%
Gloucester	860	1,004	17%	892	935	5%	-69	93%	243	265	9%	17%	17%	193	182	1,393	1,544	11%
Hudson	2,818	3,063	9%	2,893	2,844	-2%	-219	93%	1,252	1,179	-6%	24%	22%	305	272	5,280	5,452	3%
Hunterdon	301	382	27%	236	361	53%	-21	95%	199	173	-13%	34%	29%	470	337	582	604	4%
Mercer	1,488	1,608	8%	1,523	1,497	-2%	-111	93%	893	856	-4%	31%	29%	414	375	2,873	2,985	4%
Middlesex	4,556	4,579	1%	4,250	4,579	8%	0	100%	6,329	6,142	-3%	48%	47%	963	931	13,233	12,951	-2%
Monmouth	2,570	2,814	9%	2,662	2,608	-2%	-206	93%	972	815	-16%	21%	18%	264	208	4,581	4,610	1%
Morris	1,426	1,712	20%	1,400	1,518	8%	-194	89%	708	494	-30%	27%	18%	347	209	2,645	2,715	3%
Ocean	1,787	2,140	20%	1,854	1,874	1%	-266	88%	821	736	-10%	25%	20%	313	245	3,348	3,636	9%
Passaic	2,306	2,511	9%	2,163	2,450	13%	-61	98%	977	817	-16%	23%	19%	301	234	4,229	4,357	3%
Salem	132	174	32%	127	158	24%	-16	91%	35	38	9%	17%	16%	163	150	210	237	13%
Somerset	989	1,095	11%	813	1,106	36%	11	101%	547	452	-17%	30%	25%	400	294	1,829	1,804	-1%
Sussex	358	426	19%	358	410	15%	-16	96%	134	79	-41%	24%	14%	273	141	556	550	-1%
Union	2,688	3,029	13%	2,434	2,677	10%	-352	88%	1,102	989	-10%	22%	19%	285	232	5,112	5,337	4%
Warren	223	333	49%	211	285	35%	-48	86%	134	98	-27%	33%	21%	416	227	409	457	12%
Total	38,965	42,097	8%	37,786	40,992	8%	-1105	97%	30,139	27,631	-8%	35%	32%	543	465	86,573	86,299	0%

CIVIL BACKLOG SUMMARY BY CASETYPE

January 2025

STATE

	Cases in Backlog															
	Track 1					Track 2				Track 3			Track 4			Total Backlog
	12 to 18 months	18 to 24 months	24 to 36 months	over 36 months	Total Track 1	18 to 24 months	24 to 36 months	over 36 months	Total Track 2	24 to 36 months	over 36 months	Total Track 3	24 to 36 months	over 36 months	Total Track 4	
Atlantic	20	10	2	8	40	158	140	46	344	37	30	67	942	4,410	5,352	5,803
Bergen	38	15	13	1	67	651	477	145	1,273	131	140	271	236	2,041	2,277	3,888
Burlington	1	0	0	0	1	162	79	14	255	42	37	79	10	6	16	351
Camden	20	4	5	1	30	195	70	30	295	59	51	110	5	10	15	450
Cape May	2	0	0	0	2	39	18	4	61	19	16	35	1	3	4	102
Cumberland	5	1	4	1	11	38	39	13	90	14	10	24	0	4	4	129
Essex	71	32	36	20	159	1,002	961	688	2,651	192	690	882	18	65	83	3,775
Gloucester	15	6	2	2	25	96	62	14	172	29	26	55	3	10	13	265
Hudson	37	21	12	10	80	489	279	109	877	67	73	140	31	51	82	1,179
Hunterdon	8	1	5	1	15	44	23	26	93	14	41	55	3	7	10	173
Mercer	6	1	2	2	11	172	150	105	427	87	307	394	13	11	24	856
Middlesex	22	13	5	2	42	821	550	177	1,548	163	115	278	117	4,157	4,274	6,142
Monmouth	27	18	9	3	57	306	182	69	557	86	79	165	15	21	36	815
Morris	16	1	0	0	17	153	112	9	274	59	115	174	3	26	29	494
Ocean	21	15	8	5	49	286	192	72	550	72	56	128	5	4	9	736
Passaic	16	9	6	4	35	351	167	49	567	43	146	189	8	18	26	817
Salem	4	0	0	2	6	14	7	3	24	2	4	6	0	2	2	38
Somerset	9	2	2	1	14	113	126	82	321	31	54	85	15	17	32	452
Sussex	3	0	0	0	3	29	22	1	52	9	12	21	1	2	3	79
Union	35	15	21	9	80	423	217	105	745	64	67	131	12	21	33	989
Warren	3	4	2	1	10	21	21	16	58	8	18	26	1	3	4	98
Total	379	168	134	73	754	5,563	3,894	1,777	11,234	1,228	2,087	3,315	1,439	10,889	12,328	27,631

CIVIL CASELOAD SUMMARY BY CASETYPE
JANUARY 2025
ATLANTIC

	Filings			Resolutions			Clearance		Backlog			Backlog Percent		Backlog Per 100 Monthly Filings		Active Pending		
	Jul 2023 to Jan 2024	Jul 2024 to Jan 2025	percent change	Jul 2023 to Jan 2024	Jul 2024 to Jan 2025	percent change	Jan 2025		Jan 2024	Jan 2025	percent change	Jan 2024	Jan 2025	Jan 2024	Jan 2025	Jan 2024	Jan 2025	percent change
	number	percent																
Act on Neg Inst	1	2	100%	1	1	0%	-1	50%	0	0	0%	0%	0%	0	0	2	2	0%
Asbestos	0	0	0%	0	0	0%	0	100%	0	0	0%	0%	0%	0	0	0	0	0%
Assault & Bat	4	2	-50%	4	6	50%	4	300%	5	5	0%	36%	56%	1,000	1,500	14	9	-36%
Auto - Pers Inj	342	345	1%	393	375	-5%	30	109%	172	136	-21%	23%	20%	339	271	750	686	-9%
Auto - Property	26	17	-35%	12	27	125%	10	159%	5	2	-60%	15%	10%	188	71	34	20	-41%
Book Account	181	239	32%	161	212	32%	-27	89%	14	16	14%	8%	8%	50	49	173	209	21%
Civil Rights	9	11	22%	10	10	0%	-1	91%	6	4	-33%	26%	21%	554	282	23	19	-17%
Complex Comme	2	3	50%	6	1	-83%	-2	33%	4	2	-50%	80%	33%	600	600	5	6	20%
Condemnation	0	3		0	3		0	100%	0	0	0%	0%	0%	0	0	0	0	0%
Construction	13	20	54%	11	19	73%	-1	95%	10	5	-50%	37%	17%	571	188	27	29	7%
Contract/Comme	137	164	20%	149	146	-2%	-18	89%	20	24	20%	10%	11%	93	102	192	210	9%
Employment	3	4	33%	6	10	67%	6	250%	2	2	0%	17%	29%	240	185	12	7	-42%
Lieu of P. Writ	9	6	-33%	6	10	67%	4	167%	3	1	-67%	19%	9%	257	100	16	11	-31%
Medical Malprac	25	15	-40%	24	27	13%	12	180%	35	23	-34%	40%	33%	1,273	1,104	87	70	-20%
Name Change	49	50	2%	48	70	46%	20	140%	0	0	0%	0%	0%	0	0	12	12	0%
Other Insurance	9	5	-44%	12	3	-75%	-2	60%	3	4	33%	27%	33%	257	436	11	12	9%
Other MCL	983	137	-86%	125	104	-17%	-33	76%	4,512	5,346	18%	68%	80%	4,954	18,980	6,606	6,699	1%
Other Track 1	88	103	17%	93	91	-2%	-12	88%	22	20	-9%	21%	19%	171	141	103	103	0%
Other Track 3	55	62	13%	56	60	7%	-2	97%	29	28	-3%	20%	19%	316	333	148	145	-2%
Other Track 4	4	17	325%	4	3	-25%	-14	18%	6	3	-50%	55%	12%	900	180	11	25	127%
Personal Injury	268	209	-22%	246	260	6%	51	124%	140	150	7%	23%	27%	359	444	614	552	-10%
Prod Liability	19	23	21%	10	12	20%	-11	52%	4	2	-50%	16%	5%	192	67	25	41	64%
Prof Malpractic	8	6	-25%	7	13	86%	7	217%	8	5	-38%	30%	22%	640	462	27	23	-15%
PIP Coverage	4	0	-100%	3	4	33%	4	100%	2	0	-100%	33%	0%	343	0	6	1	-83%
Real Property	7	8	14%	6	7	17%	-1	88%	5	0	-100%	50%	0%	500	0	10	7	-30%
Tort Other	30	38	27%	42	24	-43%	-14	63%	20	14	-30%	32%	20%	407	285	62	70	13%
Toxic Tort	1	0	-100%	2	0	-100%	0	100%	0	0	0%	0%	0%	0	0	1	1	0%
UM/UIM Bod Inj	34	24	-29%	36	32	-11%	8	133%	14	11	-21%	20%	22%	285	293	69	50	-28%
Total	2,311	1,513	-35%	1,473	1,530	4%	17	101%	5,041	5,803	15%	56%	64%	1,751	2,541	9,040	9,019	0%

CIVIL BACKLOG SUMMARY BY CASETYPE

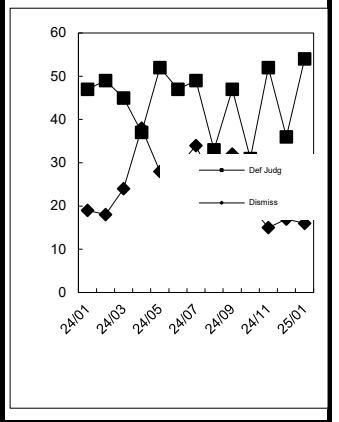
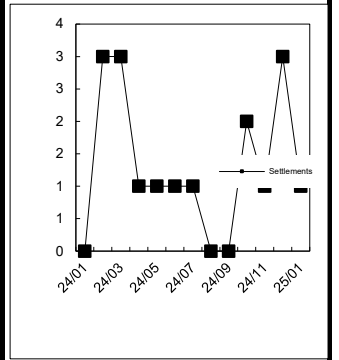
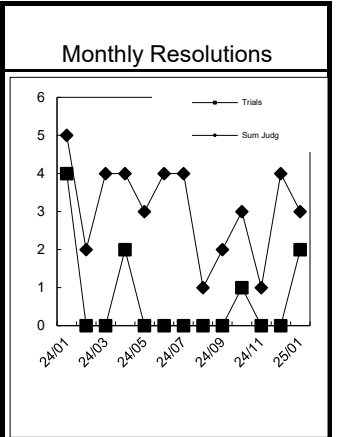
January 2025

ATLANTIC

	Cases in Backlog															
	Track 1					Track 2				Track 3			Track 4			Total Backlog
	12 to 18 months	18 to 24 months	24 to 36 months	over 36 months	Total Track 1	18 to 24 months	24 to 36 months	over 36 months	Total Track 2	24 to 36 months	over 36 months	Total Track 3	24 to 36 months	over 36 months	Total Track 4	
Act on Neg Inst	0	0	0	0	0	0	0	0	0	0	0	0	0	0	0	0
Assault & Bat	0	0	0	0	0	0	0	0	0	0	0	0	0	0	0	0
Auto - Pers Inj	0	0	0	0	0	0	0	0	0	1	4	5	0	0	0	5
Auto - Property	0	0	0	0	0	69	49	18	136	0	0	0	0	0	0	136
Book Account	0	0	0	0	0	1	1	0	2	0	0	0	0	0	0	2
Civil Rights	13	2	0	1	16	0	0	0	0	0	0	0	0	0	0	16
Complex Commerc	0	0	0	0	0	0	0	0	0	2	2	4	0	0	0	4
Condemnation	0	0	0	0	0	0	0	0	0	0	0	0	1	1	2	2
Construction	0	0	0	0	0	0	0	0	0	0	0	0	0	0	0	0
Contract/Commer	0	0	0	0	0	1	2	2	5	0	0	0	0	0	0	5
Employment	0	0	0	0	0	13	10	1	24	0	0	0	0	0	0	24
Lieu of P. Writ	0	0	0	0	0	0	2	0	2	0	0	0	0	0	0	2
Medical Malprac	0	0	0	0	0	0	0	0	0	0	0	0	0	1	1	1
Name Change	0	0	0	0	0	0	0	0	0	11	12	23	0	0	0	23
Other Insurance	0	0	0	0	0	0	0	0	0	0	0	0	0	0	0	0
Other MCL	2	0	0	2	4	0	0	0	0	0	0	0	0	0	0	4
Other Track 1	0	0	0	0	0	0	0	0	0	0	0	0	941	4,405	5,346	5,346
Other Track 3	5	8	2	5	20	0	0	0	0	0	0	0	0	0	0	20
Other Track 4	0	0	0	0	0	0	0	0	0	19	9	28	0	0	0	28
Personal Injury	0	0	0	0	0	0	0	0	0	0	0	0	0	3	3	3
Prod Liability	0	0	0	0	0	65	65	20	150	0	0	0	0	0	0	150
Prof Malpractic	0	0	0	0	0	0	0	0	0	2	0	2	0	0	0	2
PIP Coverage	0	0	0	0	0	0	0	0	0	2	3	5	0	0	0	5
Real Property	0	0	0	0	0	0	0	0	0	0	0	0	0	0	0	0
Tort Other	0	0	0	0	0	0	0	0	0	0	0	0	0	0	0	0
Toxic Tort	0	0	0	0	0	4	8	2	14	0	0	0	0	0	0	14
#REF!	0	0	0	0	0	0	0	0	0	0	0	0	0	0	0	0
UM/UIM Bod Inj	0	0	0	0	0	5	3	3	11	0	0	0	0	0	0	11
Total	20	10	2	8	40	158	140	46	344	37	30	67	942	4,410	5,352	5,803

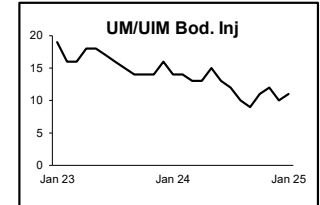
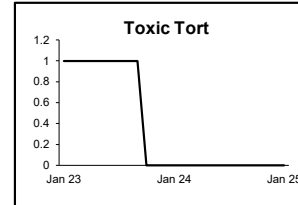
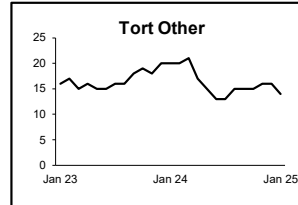
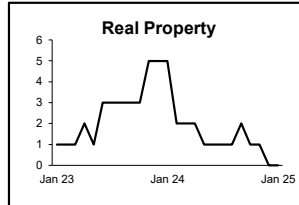
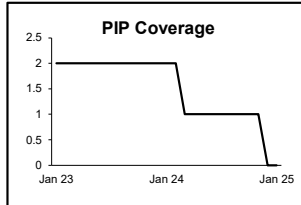
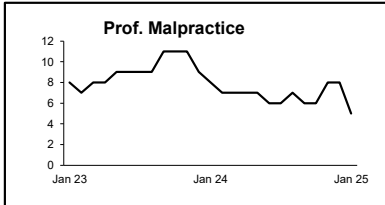
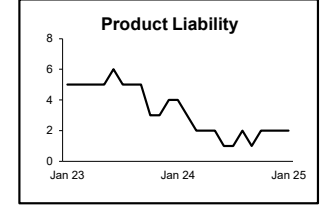
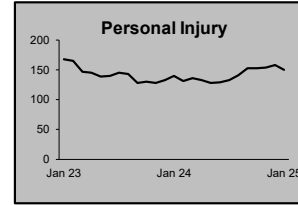
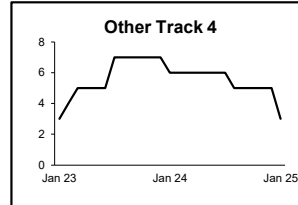
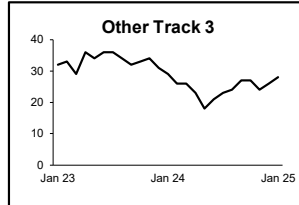
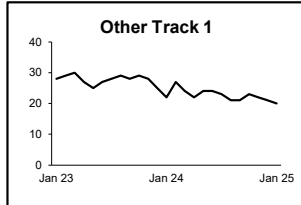
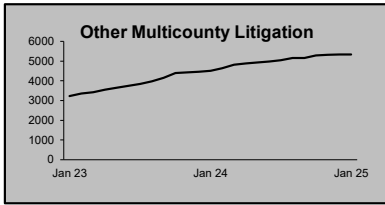
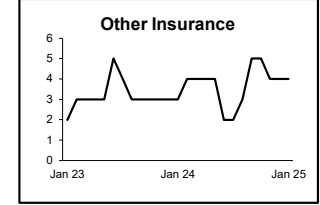

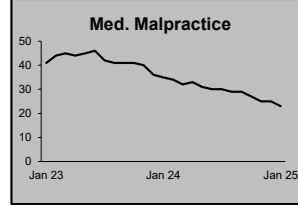
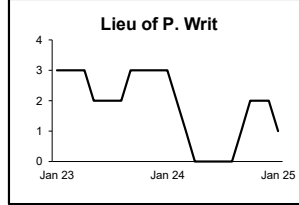
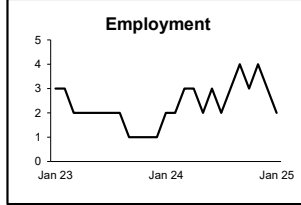
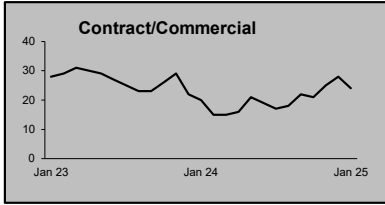
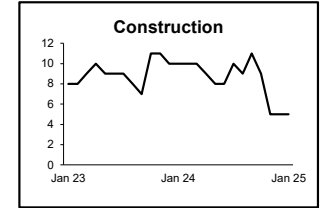
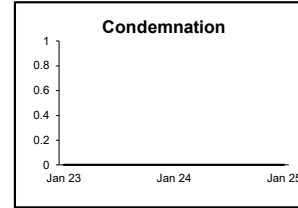
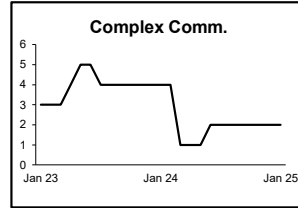
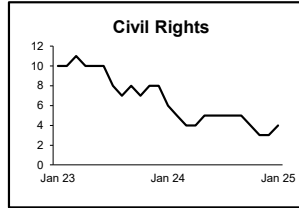
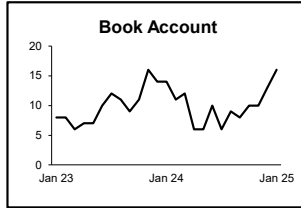
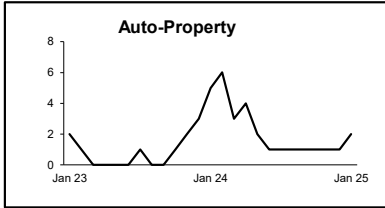
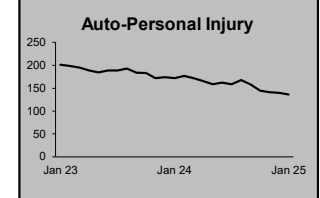
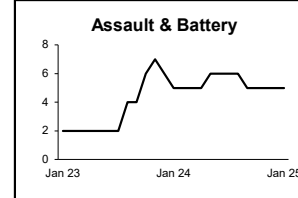
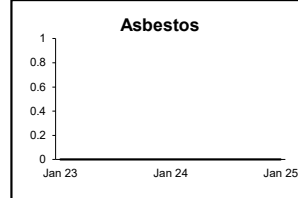
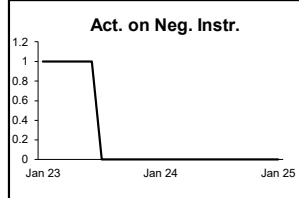
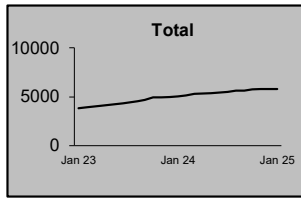
**CIVIL RESOLUTION SUMMARY BY CASETYPE
JULY 2024 - JANUARY 2025
ATLANTIC**

	Trial			Summary					Total	Percent resolved by					
	Jury	Nonjury	Total	Judgment	Settlement	Default Judgment	Dismiss	Other		Trial	Sum Jud	Settle	Default J	Dismiss	Other
Act on Neg Inst	0	0	0	0	0	1	0	0	1	0%	0%	0%	100%	0%	0%
Asbestos	0	0	0	0	0	0	0	0	0	0%	0%	0%	0%	0%	0%
Assault & Bat	0	0	0	0	0	0	6	0	6	0%	0%	0%	0%	100%	0%
Auto - Pers Inj	8	0	8	2	93	5	252	15	375	2%	1%	25%	1%	67%	4%
Auto - Property	0	0	0	0	5	6	16	0	27	0%	0%	19%	22%	59%	0%
Book Account	0	1	1	2	32	109	68	0	212	0%	1%	15%	51%	32%	0%
Civil Rights	1	0	1	0	1	0	7	1	10	10%	0%	10%	0%	70%	10%
Complex Commerc	0	0	0	0	0	0	1	0	1	0%	0%	0%	0%	100%	0%
Condemnation	0	0	0	0	0	0	0	3	3	0%	0%	0%	0%	0%	100%
Construction	0	0	0	0	5	3	11	0	19	0%	0%	26%	16%	58%	0%
Contract/Commer	0	1	1	2	24	26	87	6	146	1%	1%	16%	18%	60%	4%
Employment	0	0	0	0	3	0	7	0	10	0%	0%	30%	0%	70%	0%
Lieu of P. Writ	0	0	0	0	1	0	5	4	10	0%	0%	10%	0%	50%	40%
Medical Malprac	2	0	2	0	10	0	14	1	27	7%	0%	37%	0%	52%	4%
Name Change	0	0	0	0	0	0	3	67	70	0%	0%	0%	0%	4%	96%
Other Insurance	0	0	0	0	0	0	3	0	3	0%	0%	0%	0%	100%	0%
Other MCL	0	0	0	0	0	0	104	0	104	0%	0%	0%	0%	100%	0%
Other Track 1	1	1	2	0	16	5	46	22	91	2%	0%	18%	5%	51%	24%
Other Track 3	0	0	0	0	15	0	42	3	60	0%	0%	25%	0%	70%	5%
Other Track 4	0	0	0	0	0	1	2	0	3	0%	0%	0%	33%	67%	0%
Personal Injury	1	0	1	0	73	2	163	21	260	0%	0%	28%	1%	63%	8%
Prod Liability	0	0	0	0	1	0	11	0	12	0%	0%	8%	0%	92%	0%
Prof Malpractic	0	0	0	0	8	0	5	0	13	0%	0%	62%	0%	38%	0%
PIP Coverage	0	0	0	1	1	0	2	0	4	0%	25%	25%	0%	50%	0%
Real Property	0	0	0	0	1	0	5	1	7	0%	0%	14%	0%	71%	14%
Tort Other	0	0	0	0	10	0	13	1	24	0%	0%	42%	0%	54%	4%
Toxic Tort	0	0	0	0	0	0	0	0	0	0%	0%	0%	0%	0%	0%
UM/UIIM Bod Inj	2	0	2	1	3	1	25	0	32	6%	3%	9%	3%	78%	0%
Total	15	3	18	8	302	159	898	145	1,530	1%	1%	20%	10%	59%	9%



**CIVIL BACKLOG BY CASETYPE
JANUARY 2025
ATLANTIC**

	Total	Backlog	% chg
Jan 23		3,825	
Jan 24		5,041	32%
Jan 25		5,803	15%



1) Casetypes with the state's largest backlogs are highlighted.

CIVIL CASELOAD SUMMARY BY CASETYPE
JANUARY 2025
BERGEN

	Filings			Resolutions			Clearance		Backlog			Backlog Percent		Backlog Per 100 Monthly Filings		Active Pending		
	Jul 2023 to Jan 2024	Jul 2024 to Jan 2025	percent change	Jul 2023 to Jan 2024	Jul 2024 to Jan 2025	percent change	Jan 2025		Jan 2024	Jan 2025	percent change	Jan 2024	Jan 2025	Jan 2024	Jan 2025	Jan 2024	Jan 2025	percent change
							number	percent										
Act on Neg Inst	12	11	-8%	10	13	30%	2	118%	2	0	-100%	17%	0%	133	0	12	13	8%
Asbestos	0	0	0%	0	0	0%	0	100%	0	0	0%	0%	0%	0	0	0	0	0%
Assault & Bat	6	14	133%	10	23	130%	9	164%	29	14	-52%	64%	44%	2,486	884	45	32	-29%
Auto - Pers Inj	1,416	1,522	7%	1,487	1,487	0%	-35	98%	778	607	-22%	25%	20%	398	282	3,141	3,043	-3%
Auto - Property	44	45	2%	55	62	13%	17	138%	7	4	-43%	10%	6%	95	48	72	69	-4%
Book Account	585	735	26%	485	643	33%	-92	87%	47	37	-21%	9%	6%	62	37	527	640	21%
Civil Rights	11	27	145%	11	25	127%	-2	93%	16	15	-6%	40%	37%	835	514	40	41	3%
Complex Commerc	28	33	18%	27	27	0%	-6	82%	28	25	-11%	44%	35%	672	577	64	72	13%
Condemnation	0	2		4	3	-25%	1	150%	1	3	200%	25%	50%	300	1,200	4	6	50%
Construction	36	36	0%	36	44	22%	8	122%	27	32	19%	32%	39%	498	619	84	83	-1%
Contract/Commer	624	767	23%	611	643	5%	-124	84%	153	131	-14%	17%	13%	166	125	900	1,017	13%
Employment	18	31	72%	13	22	69%	-9	71%	8	7	-13%	24%	21%	320	215	34	33	-3%
Lieu of P. Writ	36	26	-28%	38	26	-32%	0	100%	12	5	-58%	24%	11%	267	140	49	45	-8%
Medical Malprac	57	68	19%	70	68	-3%	0	100%	154	130	-16%	51%	45%	1,760	1,381	302	288	-5%
Name Change	169	185	9%	171	191	12%	6	103%	0	0	0%	0%	0%	0	0	47	54	15%
Other Insurance	33	41	24%	25	40	60%	-1	98%	8	9	13%	18%	19%	150	157	45	47	4%
Other MCL	132	45	-66%	352	554	57%	509	1231%	2,756	2,230	-19%	86%	91%	15,824	36,162	3,197	2,444	-24%
Other Track 1	193	269	39%	161	235	46%	-34	87%	11	13	18%	6%	6%	38	32	183	210	15%
Other Track 3	138	125	-9%	121	122	1%	-3	98%	50	65	30%	17%	19%	267	329	290	345	19%
Other Track 4	9	77	756%	23	16	-30%	-61	21%	22	17	-23%	55%	16%	1,389	232	40	107	168%
Personal Injury	595	579	-3%	554	643	16%	64	111%	472	424	-10%	29%	29%	541	528	1,601	1,448	-10%
Prod Liability	28	33	18%	14	25	79%	-8	76%	11	5	-55%	23%	16%	330	78	48	31	-35%
Prof Malpractic	36	22	-39%	43	40	-7%	18	182%	44	37	-16%	39%	37%	1,056	1,138	112	99	-12%
PIP Coverage	14	10	-29%	16	14	-13%	4	140%	3	2	-33%	19%	22%	133	150	16	9	-44%
Real Property	25	21	-16%	23	25	9%	4	119%	9	6	-33%	29%	21%	292	180	31	28	-10%
Tort Other	106	122	15%	109	124	14%	2	102%	48	48	0%	23%	23%	282	284	207	210	1%
Toxic Tort	1	1	0%	2	1	-50%	0	100%	2	2	0%	40%	67%	1,200	1,200	5	3	-40%
UM/UIM Bod Inj	75	76	1%	75	74	-1%	-2	97%	19	20	5%	14%	15%	184	194	135	136	1%
Total	4,427	4,923	11%	4,546	5,190	14%	267	105%	4,717	3,888	-18%	42%	37%	753	563	11,231	10,553	-6%

CIVIL BACKLOG SUMMARY BY CASETYPE

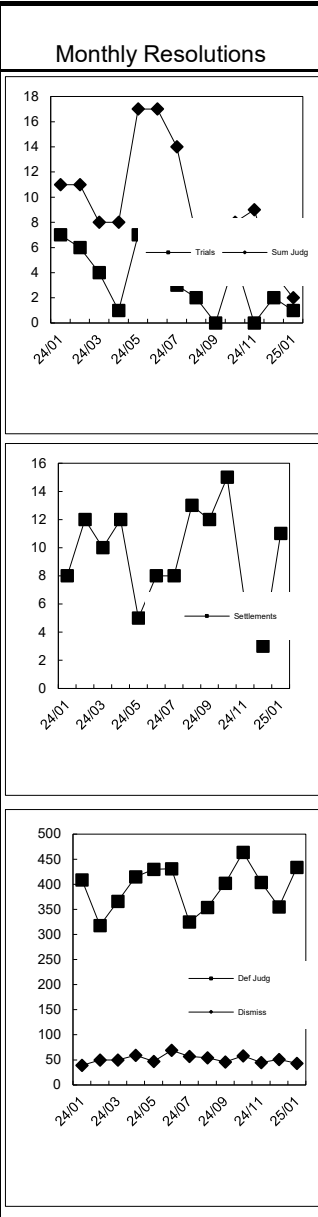
January 2025

BERGEN

	Cases in Backlog															
	Track 1					Track 2				Track 3			Track 4			Total Backlog
	12 to 18 months	18 to 24 months	24 to 36 months	over 36 months	Total Track 1	18 to 24 months	24 to 36 months	over 36 months	Total Track 2	24 to 36 months	over 36 months	Total Track 3	24 to 36 months	over 36 months	Total Track 4	
Act on Neg Inst	0	0	0	0	0	0	0	0	0	0	0	0	0	0	0	0
Assault & Bat	0	0	0	0	0	0	0	0	0	0	0	0	0	0	0	0
Auto - Pers Inj	0	0	0	0	0	0	0	0	0	3	11	14	0	0	0	14
Auto - Property	0	0	0	0	0	311	238	58	607	0	0	0	0	0	0	607
Book Account	0	0	0	0	0	2	1	1	4	0	0	0	0	0	0	4
Civil Rights	27	6	4	0	37	0	0	0	0	0	0	0	0	0	0	37
Complex Comme	0	0	0	0	0	0	0	0	0	8	7	15	0	0	0	15
Condemnation	0	0	0	0	0	0	0	0	0	0	0	0	8	17	25	25
Construction	0	0	0	0	0	0	0	0	0	2	1	3	0	0	0	3
Contract/Comme	0	0	0	0	0	12	8	12	32	0	0	0	0	0	0	32
Employment	0	0	0	0	0	65	43	23	131	0	0	0	0	0	0	131
Lieu of P. Writ	0	0	0	0	0	3	1	3	7	0	0	0	0	0	0	7
Medical Malprac	0	0	0	0	0	0	0	0	0	0	0	0	3	2	5	5
Name Change	0	0	0	0	0	0	0	0	0	50	80	130	0	0	0	130
Other Insurance	0	0	0	0	0	0	0	0	0	0	0	0	0	0	0	0
Other MCL	3	3	3	0	9	0	0	0	0	0	0	0	0	0	0	9
Other Track 1	0	0	0	0	0	0	0	0	0	0	0	0	216	2,014	2,230	2,230
Other Track 3	7	3	3	0	13	0	0	0	0	0	0	0	0	0	0	13
Other Track 4	0	0	0	0	0	0	0	0	0	44	21	65	0	0	0	65
Personal Injury	0	0	0	0	0	0	0	0	0	0	0	0	9	8	17	17
Prod Liability	0	0	0	0	0	217	167	40	424	0	0	0	0	0	0	424
Prof Malpractic	0	0	0	0	0	0	0	0	0	4	1	5	0	0	0	5
PIP Coverage	0	0	0	0	0	0	0	0	0	19	18	37	0	0	0	37
Real Property	0	0	1	1	2	0	0	0	0	0	0	0	0	0	0	2
Tort Other	1	3	2	0	6	0	0	0	0	0	0	0	0	0	0	6
Toxic Tort	0	0	0	0	0	26	15	7	48	0	0	0	0	0	0	48
#REF!	0	0	0	0	0	0	0	0	0	1	1	2	0	0	0	2
UM/UIM Bod Inj	0	0	0	0	0	15	4	1	20	0	0	0	0	0	0	20
Total	38	15	13	1	67	651	477	145	1,273	131	140	271	236	2,041	2,277	3,888

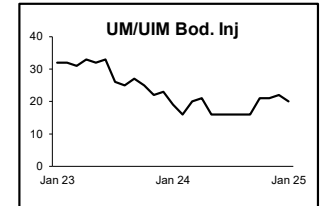
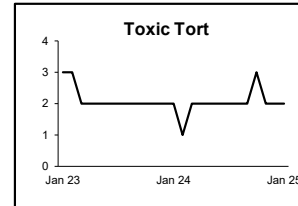
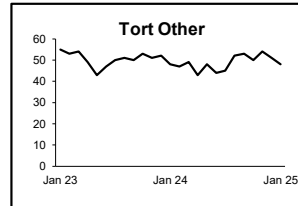
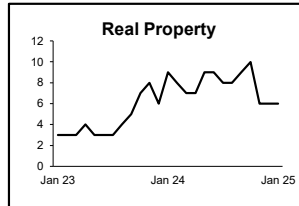
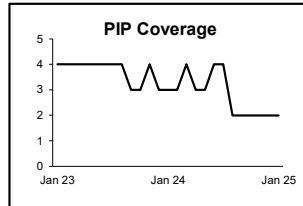
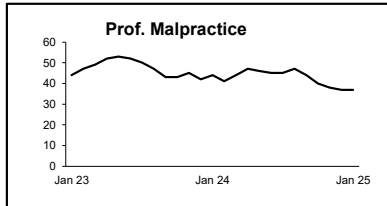
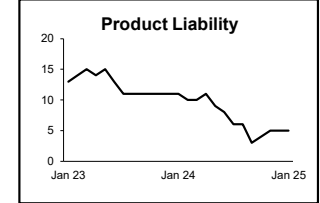
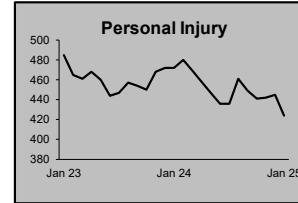
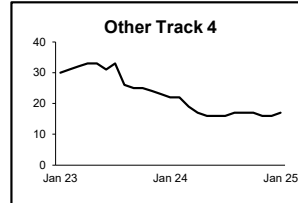
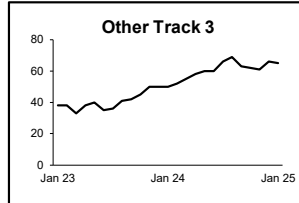
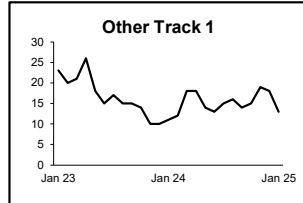
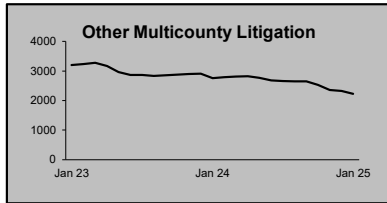
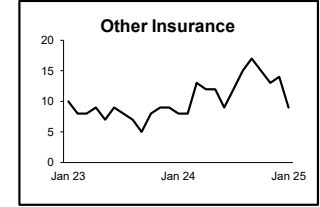

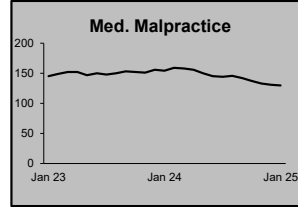
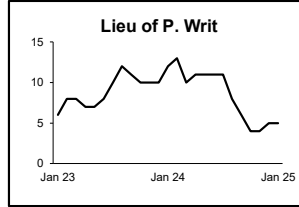
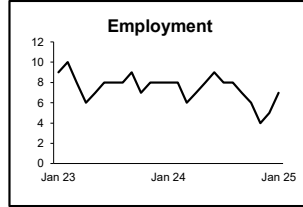
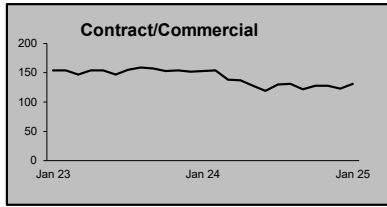
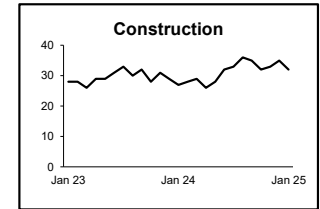
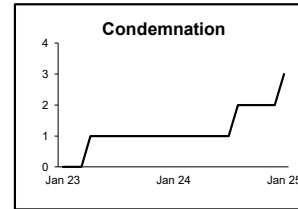
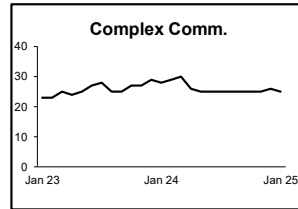
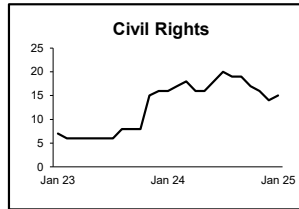
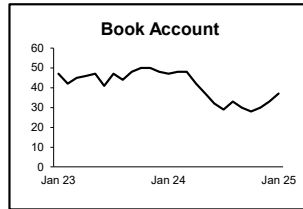
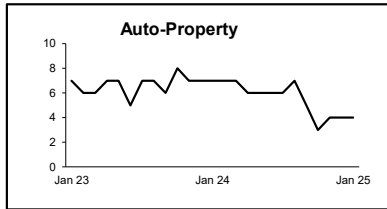
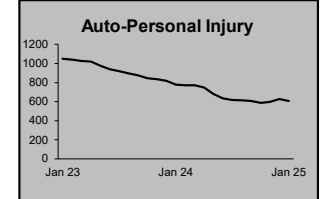
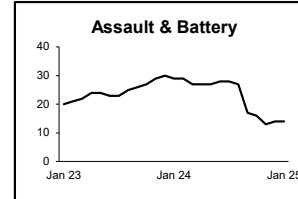
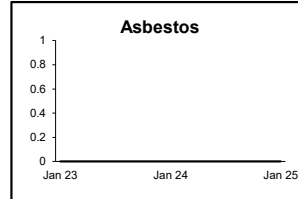
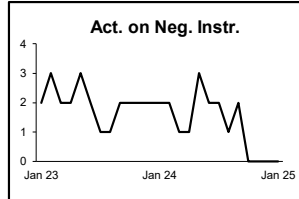
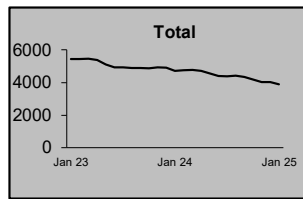
**CIVIL RESOLUTION SUMMARY BY CASETYPE
JULY 2024 - JANUARY 2025
BERGEN**

	Trial			Summary					Total	Percent resolved by						Monthly Resolutions
	Jury	Nonjury	Total	Judgment	Settlement	Default Judgment	Dismiss	Other		Trial	Sum Jud	Settle	Default J	Dismiss	Other	
Act on Neg Inst	0	0	0	3	2	4	4	0	13	0%	23%	15%	31%	31%	0%	
Asbestos	0	0	0	0	0	0	0	0	0	0%	0%	0%	0%	0%	0%	
Assault & Bat	0	0	0	1	20	0	0	2	23	0%	4%	87%	0%	0%	9%	
Auto - Pers Inj	16	0	16	8	1,076	2	356	29	1,487	1%	1%	72%	0%	24%	2%	
Auto - Property	0	0	0	0	25	12	24	1	62	0%	0%	40%	19%	39%	2%	
Book Account	0	1	1	8	211	225	196	2	643	0%	1%	33%	35%	30%	0%	
Civil Rights	0	0	0	4	7	0	13	1	25	0%	16%	28%	0%	52%	4%	
Complex Commerc	0	0	0	0	13	0	10	4	27	0%	0%	48%	0%	37%	15%	
Condemnation	0	0	0	0	1	1	1	0	3	0%	0%	33%	33%	33%	0%	
Construction	1	1	2	0	26	1	15	0	44	5%	0%	59%	2%	34%	0%	
Contract/Commer	4	7	11	11	241	87	271	22	643	2%	2%	37%	14%	42%	3%	
Employment	0	1	1	0	12	0	7	2	22	5%	0%	55%	0%	32%	9%	
Lieu of P. Writ	0	3	3	2	10	0	11	0	26	12%	8%	38%	0%	42%	0%	
Medical Malprac	5	0	5	2	41	0	19	1	68	7%	3%	60%	0%	28%	1%	
Name Change	0	0	0	0	0	0	10	181	191	0%	0%	0%	0%	5%	95%	
Other Insurance	0	0	0	5	14	2	16	3	40	0%	13%	35%	5%	40%	8%	
Other MCL	0	0	0	0	207	0	346	1	554	0%	0%	37%	0%	62%	0%	
Other Track 1	0	0	0	4	83	13	130	5	235	0%	2%	35%	6%	55%	2%	
Other Track 3	0	0	0	1	85	1	28	7	122	0%	1%	70%	1%	23%	6%	
Other Track 4	0	0	0	1	9	0	6	0	16	0%	6%	56%	0%	38%	0%	
Personal Injury	2	0	2	14	482	1	124	20	643	0%	2%	75%	0%	19%	3%	
Prod Liability	0	0	0	0	9	0	7	9	25	0%	0%	36%	0%	28%	36%	
Prof Malpractic	3	0	3	1	24	1	11	0	40	8%	3%	60%	3%	28%	0%	
PIP Coverage	0	0	0	0	9	0	5	0	14	0%	0%	64%	0%	36%	0%	
Real Property	0	0	0	1	10	2	10	2	25	0%	4%	40%	8%	40%	8%	
Tort Other	3	0	3	2	62	2	50	5	124	2%	2%	50%	2%	40%	4%	
Toxic Tort	0	0	0	0	1	0	0	0	1	0%	0%	100%	0%	0%	0%	
UM/UIM Bod Inj	1	0	1	0	58	0	14	1	74	1%	0%	78%	0%	19%	1%	
Total	35	13	48	68	2,738	354	1,684	298	5,190	1%	1%	53%	7%	32%	6%	



**CIVIL BACKLOG BY CASETYPE
JANUARY 2025
BERGEN**

	Total	Backlog	% chg
Jan 23		5,439	
Jan 24		4,717	-13%
Jan 25		3,888	-18%



1) Casetypes with the state's largest backlogs are highlighted.

2) Some Multicounty Litigation (MCL) cases were transferred in November 2014: Atlantic to Bergen = 8,935; Atlantic to Middlesex = 4,070.

**CIVIL CASELOAD SUMMARY BY CASETYPE
JANUARY 2025
BURLINGTON**

	Filings			Resolutions			Clearance		Backlog			Backlog Percent		Backlog Per 100 Monthly Filings		Active Pending		
	Jul 2023 to Jan 2024	Jul 2024 to Jan 2025	percent change	Jul 2023 to Jan 2024	Jul 2024 to Jan 2025	percent change	Jan 2025		Jan 2024	Jan 2025	percent change	Jan 2024	Jan 2025	Jan 2024	Jan 2025	Jan 2024	Jan 2025	percent change
	number	percent																
Act on Neg Inst	11	7	-36%	10	10	0%	3	143%	0	0	0%	0%	0%	0	0	10	4	-60%
Asbestos	0	1		0	0	0%	-1	0%	0	0	0%	0%	0%	0	0	0	1	
Assault & Bat	4	3	-25%	5	3	-40%	0	100%	11	14	27%	48%	67%	1,650	3,360	23	21	-9%
Auto - Pers Inj	367	418	14%	355	374	5%	-44	89%	112	118	5%	15%	15%	214	194	732	795	9%
Auto - Property	25	15	-40%	19	23	21%	8	153%	1	3	200%	3%	16%	27	129	31	19	-39%
Book Account	149	251	68%	164	182	11%	-69	73%	0	0	0%	0%	0%	0	0	110	210	91%
Civil Rights	14	8	-43%	14	4	-71%	-4	50%	5	4	-20%	38%	27%	375	369	13	15	15%
Complex Commercial	6	7	17%	8	5	-38%	-2	71%	2	7	250%	13%	32%	240	764	15	22	47%
Condemnation	1	0	-100%	4	1	-75%	1	100%	0	0	0%	0%	0%	0	0	4	0	-100%
Construction	8	11	38%	7	7	0%	-4	64%	4	3	-25%	22%	17%	300	200	18	18	0%
Contract/Commercial	285	294	3%	311	280	-10%	-14	95%	30	47	57%	8%	12%	70	110	361	407	13%
Employment	9	5	-44%	3	8	167%	3	160%	0	2		0%	20%	0	267	13	10	-23%
Lieu of P. Writ	12	11	-8%	15	10	-33%	-1	91%	0	0	0%	0%	0%	0	0	13	12	-8%
Medical Malpractice	26	27	4%	27	35	30%	8	130%	41	36	-12%	32%	31%	807	785	129	116	-10%
Name Change	101	118	17%	108	152	41%	34	129%	0	0	0%	0%	0%	0	0	15	14	-7%
Other Insurance	11	10	-9%	3	6	100%	-4	60%	0	0	0%	0%	0%	0	0	11	9	-18%
Other MCL	0	1		0	0	0%	-1	0%	0	0	0%	0%	0%	0	0	0	1	
Other Track 1	91	100	10%	75	70	-7%	-30	70%	1	2	100%	2%	2%	8	15	60	82	37%
Other Track 3	91	74	-19%	88	74	-16%	0	100%	8	12	50%	6%	8%	61	96	141	155	10%
Other Track 4	10	35	250%	7	8	14%	-27	23%	6	9	50%	26%	18%	554	257	23	51	122%
Personal Injury	157	169	8%	173	140	-19%	-29	83%	69	60	-13%	20%	17%	311	243	347	361	4%
Prod Liability	5	5	0%	10	2	-80%	-3	40%	4	5	25%	29%	29%	436	667	14	17	21%
Prof Malpractice	7	14	100%	8	12	50%	-2	86%	5	8	60%	16%	22%	462	436	32	36	13%
PIP Coverage	3	2	-33%	1	2	100%	0	100%	0	0	0%	0%	0%	0	0	4	1	-75%
Real Property	8	5	-38%	7	10	43%	5	200%	0	0	0%	0%	0%	0	0	5	3	-40%
Tort Other	41	40	-2%	36	31	-14%	-9	78%	14	10	-29%	20%	16%	227	164	71	63	-11%
Toxic Tort	2	0	-100%	1	0	-100%	0	100%	0	0	0%	0%	0%	0	0	2	3	50%
UM/UIM Bod Inj	30	28	-7%	30	29	-3%	1	104%	7	11	57%	11%	18%	140	287	65	61	-6%
Total	1,474	1,659	13%	1,489	1,478	-1%	-181	89%	320	351	10%	14%	14%	148	148	2,262	2,507	11%

CIVIL BACKLOG SUMMARY BY CASETYPE

January 2025

BURLINGTON

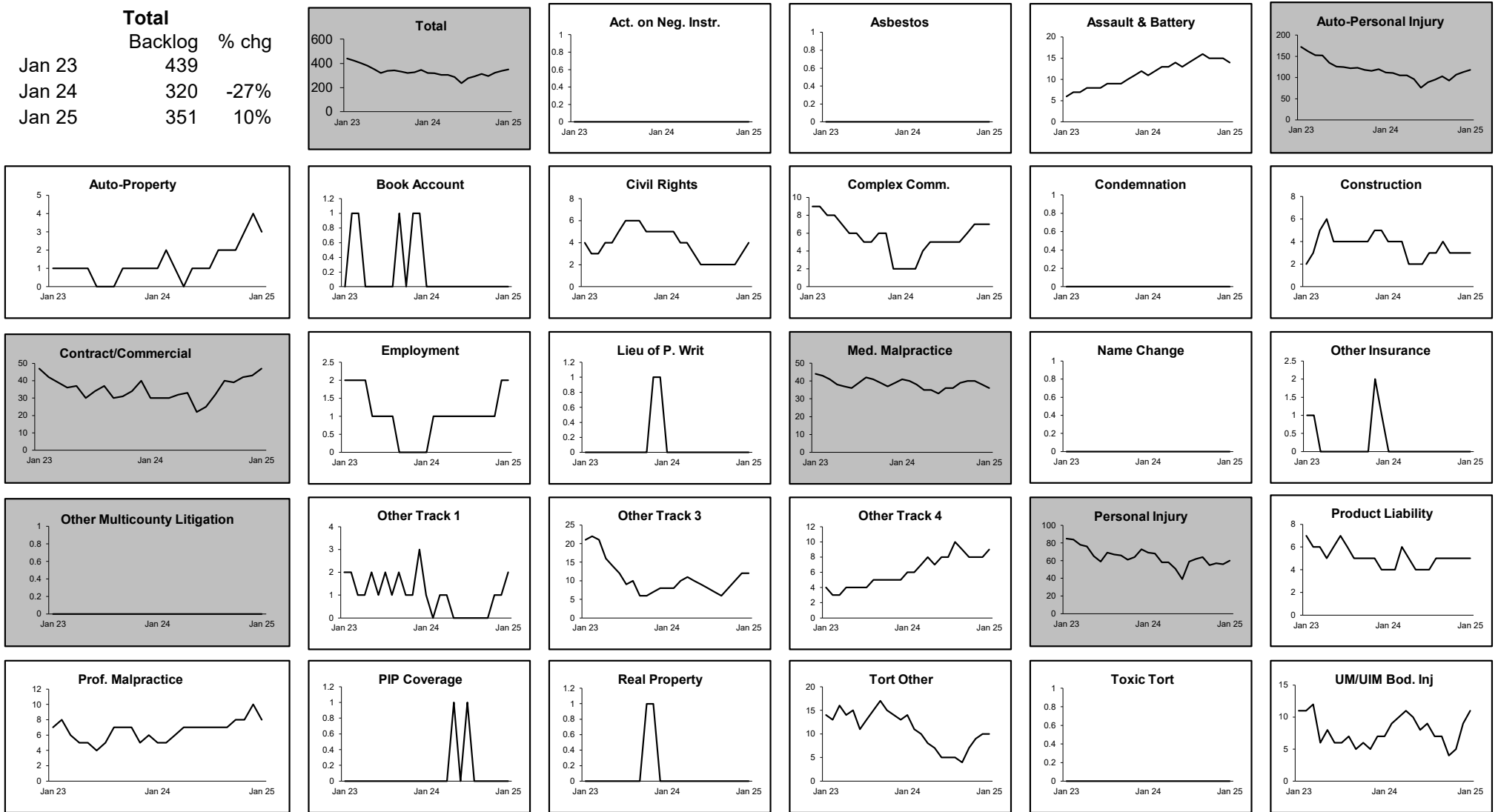
	Cases in Backlog															
	Track 1					Track 2				Track 3			Track 4			Total Backlog
	12 to 18 months	18 to 24 months	24 to 36 months	over 36 months	Total Track 1	18 to 24 months	24 to 36 months	over 36 months	Total Track 2	24 to 36 months	over 36 months	Total Track 3	24 to 36 months	over 36 months	Total Track 4	
Act on Neg Inst	0	0	0	0	0	0	0	0	0	0	0	0	0	0	0	0
Assault & Bat	0	0	0	0	0	0	0	0	0	0	0	0	0	0	0	0
Auto - Pers Inj	0	0	0	0	0	0	0	0	0	3	11	14	0	0	0	14
Auto - Property	0	0	0	0	0	86	28	4	118	0	0	0	0	0	0	118
Book Account	0	0	0	0	0	2	1	0	3	0	0	0	0	0	0	3
Civil Rights	0	0	0	0	0	0	0	0	0	0	0	0	0	0	0	0
Complex Comme	0	0	0	0	0	0	0	0	0	2	2	4	0	0	0	4
Condemnation	0	0	0	0	0	0	0	0	0	0	0	0	5	2	7	7
Construction	0	0	0	0	0	0	0	0	0	0	0	0	0	0	0	0
Contract/Comme	0	0	0	0	0	1	2	0	3	0	0	0	0	0	0	3
Employment	0	0	0	0	0	25	17	5	47	0	0	0	0	0	0	47
Lieu of P. Writ	0	0	0	0	0	1	1	0	2	0	0	0	0	0	0	2
Medical Malprac	0	0	0	0	0	0	0	0	0	0	0	0	0	0	0	0
Name Change	0	0	0	0	0	0	0	0	0	21	15	36	0	0	0	36
Other Insurance	0	0	0	0	0	0	0	0	0	0	0	0	0	0	0	0
Other MCL	0	0	0	0	0	0	0	0	0	0	0	0	0	0	0	0
Other Track 1	0	0	0	0	0	0	0	0	0	0	0	0	0	0	0	0
Other Track 3	1	0	0	0	1	1	0	0	1	0	0	0	0	0	0	2
Other Track 4	0	0	0	0	0	0	0	0	0	9	3	12	0	0	0	12
Personal Injury	0	0	0	0	0	0	0	0	0	0	0	0	5	4	9	9
Prod Liability	0	0	0	0	0	29	26	5	60	0	0	0	0	0	0	60
Prof Malpractic	0	0	0	0	0	0	0	0	0	1	4	5	0	0	0	5
PIP Coverage	0	0	0	0	0	0	0	0	0	6	2	8	0	0	0	8
Real Property	0	0	0	0	0	0	0	0	0	0	0	0	0	0	0	0
Tort Other	0	0	0	0	0	0	0	0	0	0	0	0	0	0	0	0
Toxic Tort	0	0	0	0	0	8	2	0	10	0	0	0	0	0	0	10
#REF!	0	0	0	0	0	0	0	0	0	0	0	0	0	0	0	0
UM/UIM Bod Inj	0	0	0	0	0	9	2	0	11	0	0	0	0	0	0	11
Total	1	0	0	0	1	162	79	14	255	42	37	79	10	6	16	351

**CIVIL RESOLUTION SUMMARY BY CASETYPE
JULY 2024 - JANUARY 2025
BURLINGTON**

	Trial			Summary					Total	Percent resolved by						Monthly Resolutions
	Jury	Nonjury	Total	Judgment	Settlement	Default Judgment	Dismiss	Other		Trial	Sum Jud	Settle	Default J	Dismiss	Other	
Act on Neg Inst	0	0	0	0	3	4	3	0	10	0%	0%	30%	40%	30%	0%	
Asbestos	0	0	0	0	0	0	0	0	0	0%	0%	0%	0%	0%	0%	
Assault & Bat	0	0	0	0	3	0	0	0	3	0%	0%	100%	0%	0%	0%	
Auto - Pers Inj	2	0	2	2	295	2	60	13	374	1%	1%	79%	1%	16%	3%	
Auto - Property	0	0	0	0	9	9	5	0	23	0%	0%	39%	39%	22%	0%	
Book Account	0	0	0	2	68	61	47	4	182	0%	1%	37%	34%	26%	2%	
Civil Rights	0	0	0	0	0	0	2	2	4	0%	0%	0%	0%	50%	50%	
Complex Commerc	0	0	0	0	3	0	0	2	5	0%	0%	60%	0%	0%	40%	
Condemnation	0	0	0	0	0	0	0	1	1	0%	0%	0%	0%	0%	100%	
Construction	0	0	0	0	3	0	3	1	7	0%	0%	43%	0%	43%	14%	
Contract/Commer	0	3	3	10	102	70	84	11	280	1%	4%	36%	25%	30%	4%	
Employment	0	0	0	0	6	1	1	0	8	0%	0%	75%	13%	13%	0%	
Lieu of P. Writ	0	0	0	0	1	0	2	7	10	0%	0%	10%	0%	20%	70%	
Medical Malprac	2	0	2	0	20	0	11	2	35	6%	0%	57%	0%	31%	6%	
Name Change	0	0	0	0	0	0	3	149	152	0%	0%	0%	0%	2%	98%	
Other Insurance	0	0	0	0	1	2	1	2	6	0%	0%	17%	33%	17%	33%	
Other MCL	0	0	0	0	0	0	0	0	0	0%	0%	0%	0%	0%	0%	
Other Track 1	0	0	0	0	32	2	15	21	70	0%	0%	46%	3%	21%	30%	
Other Track 3	0	0	0	0	51	0	13	10	74	0%	0%	69%	0%	18%	14%	
Other Track 4	0	0	0	1	3	2	1	1	8	0%	13%	38%	25%	13%	13%	
Personal Injury	0	0	0	2	103	0	19	16	140	0%	1%	74%	0%	14%	11%	
Prod Liability	0	0	0	0	1	0	0	1	2	0%	0%	50%	0%	0%	50%	
Prof Malpractic	0	0	0	0	10	0	1	1	12	0%	0%	83%	0%	8%	8%	
PIP Coverage	0	0	0	0	2	0	0	0	2	0%	0%	100%	0%	0%	0%	
Real Property	0	1	1	0	4	0	3	2	10	10%	0%	40%	0%	30%	20%	
Tort Other	0	0	0	0	22	2	7	0	31	0%	0%	71%	6%	23%	0%	
Toxic Tort	0	0	0	0	0	0	0	0	0	0%	0%	0%	0%	0%	0%	
UM/UIM Bod Inj	0	0	0	0	27	1	0	1	29	0%	0%	93%	3%	0%	3%	
Total	4	4	8	17	769	156	281	247	1,478	1%	1%	52%	11%	19%	17%	

**CIVIL BACKLOG BY CASETYPE
JANUARY 2025
BURLINGTON**

	Total	Backlog	% chg
Jan 23		439	
Jan 24		320	-27%
Jan 25		351	10%



1) Casetypes with the state's largest backlogs are highlighted.

2) Some Multicounty Litigation (MCL) cases were transferred in November 2014: Atlantic to Bergen = 8,935; Atlantic to Middlesex = 4,070.

CIVIL CASELOAD SUMMARY BY CASETYPE
JANUARY 2025
CAMDEN

	Filings			Resolutions			Clearance		Backlog			Backlog Percent		Backlog Per 100		Active Pending		
	Jul 2023	Jul 2024	percent change	Jul 2023	Jul 2024	percent change	Jan 2025		Jan 2024	Jan 2025	percent change	Jan 2024	Jan 2025	Monthly Filings		Jan 2024	Jan 2025	percent change
	to Jan 2024	to Jan 2025		to Jan 2024	to Jan 2025		number	percent						Jan 2024	Jan 2025			
Act on Neg Inst	4	5	25%	3	7	133%	2	140%	0	0	0%	0%	0%	0	0	2	2	0%
Asbestos	0	0	0%	0	0	0%	0	100%	0	0	0%	0%	0%	0	0	0	0	0%
Assault & Bat	8	7	-13%	9	4	-56%	-3	57%	5	4	-20%	29%	21%	500	480	17	19	12%
Auto - Pers Inj	635	695	9%	718	667	-7%	-28	96%	158	132	-16%	14%	12%	170	138	1,154	1,127	-2%
Auto - Property	43	28	-35%	44	35	-20%	7	125%	3	3	0%	7%	9%	48	58	46	35	-24%
Book Account	267	341	28%	278	337	21%	-4	99%	6	7	17%	3%	3%	16	14	196	257	31%
Civil Rights	19	19	0%	20	12	-40%	-7	63%	5	4	-20%	21%	13%	207	171	24	30	25%
Complex Comm	2	5	150%	9	6	-33%	1	120%	3	5	67%	30%	36%	900	600	10	14	40%
Condemnation	2	8	300%	3	4	33%	-4	50%	1	1	0%	50%	14%	600	120	2	7	250%
Construction	7	10	43%	9	4	-56%	-6	40%	1	0	-100%	11%	0%	92	0	9	13	44%
Contract/Comm	287	361	26%	280	354	26%	-7	98%	31	24	-23%	9%	6%	74	44	344	399	16%
Employment	9	11	22%	16	7	-56%	-4	64%	1	3	200%	9%	19%	71	240	11	16	45%
Lieu of P. Writ	10	5	-50%	9	6	-33%	1	120%	2	1	-50%	22%	6%	171	86	9	17	89%
Medical Malprac	58	63	9%	54	56	4%	-7	89%	88	67	-24%	39%	30%	1,100	773	225	221	-2%
Name Change	82	112	37%	95	123	29%	11	110%	0	0	0%	0%	0%	0	0	18	30	67%
Other Insurance	18	14	-22%	15	12	-20%	-2	86%	7	4	-43%	33%	16%	311	171	21	25	19%
Other MCL	0	0	0%	0	0	0%	0	100%	0	0	0%	0%	0%	0	0	0	0	0%
Other Track 1	136	123	-10%	132	119	-10%	-4	97%	12	13	8%	10%	11%	61	73	116	116	0%
Other Track 3	105	117	11%	92	101	10%	-16	86%	25	19	-24%	12%	9%	162	115	203	215	6%
Other Track 4	7	27	286%	12	6	-50%	-21	22%	8	9	13%	50%	25%	738	348	16	36	125%
Personal Injury	316	353	12%	350	370	6%	17	105%	121	112	-7%	17%	16%	250	223	695	684	-2%
Prod Liability	10	15	50%	12	11	-8%	-4	73%	8	6	-25%	28%	21%	457	360	29	29	0%
Prof Malpractic	18	16	-11%	20	22	10%	6	138%	8	8	0%	14%	14%	274	356	59	59	0%
PIP Coverage	9	2	-78%	8	9	13%	7	450%	1	1	0%	14%	50%	80	200	7	2	-71%
Real Property	11	15	36%	15	12	-20%	-3	80%	1	6	500%	7%	38%	41	248	15	16	7%
Tort Other	43	41	-5%	49	38	-22%	-3	93%	13	11	-15%	19%	17%	197	178	67	65	-3%
Toxic Tort	1	0	-100%	0	2		2	100%	1	1	0%	33%	50%	600		3	2	-33%
UM/UIM Bod Inj	62	41	-34%	75	58	-23%	17	141%	10	9	-10%	10%	13%	110	137	97	67	-31%
Total	2,169	2,434	12%	2,327	2,382	2%	-52	98%	519	450	-13%	15%	13%	163	129	3,395	3,503	3%

CIVIL BACKLOG SUMMARY BY CASETYPE

January 2025

CAMDEN

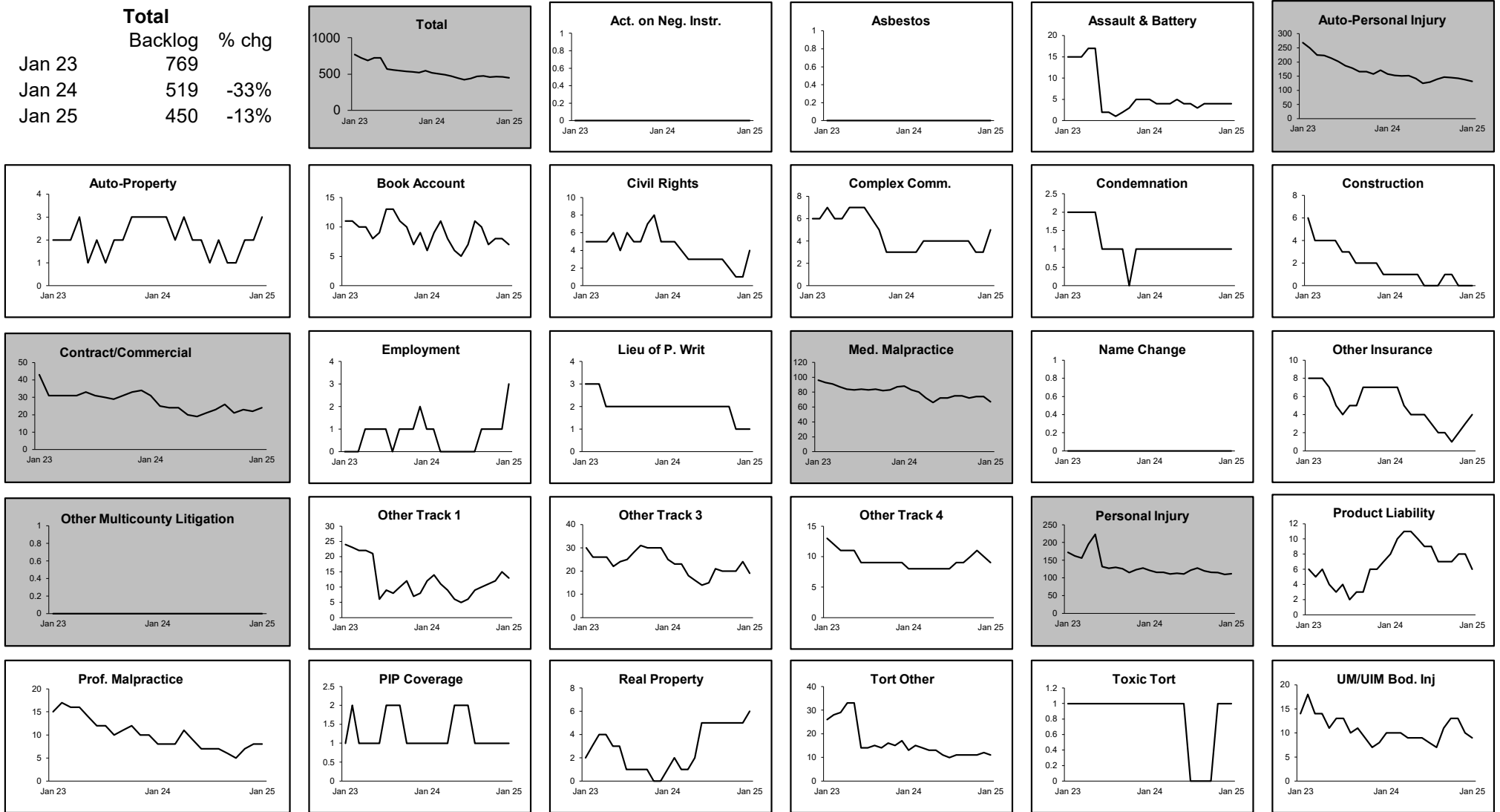
	Cases in Backlog															
	Track 1					Track 2				Track 3			Track 4			Total Backlog
	12 to 18 months	18 to 24 months	24 to 36 months	over 36 months	Total Track 1	18 to 24 months	24 to 36 months	over 36 months	Total Track 2	24 to 36 months	over 36 months	Total Track 3	24 to 36 months	over 36 months	Total Track 4	
Act on Neg Inst	0	0	0	0	0	0	0	0	0	0	0	0	0	0	0	0
Assault & Bat	0	0	0	0	0	0	0	0	0	0	0	0	0	0	0	0
Auto - Pers Inj	0	0	0	0	0	0	0	0	0	1	3	4	0	0	0	4
Auto - Property	0	0	0	0	0	91	28	13	132	0	0	0	0	0	0	132
Book Account	0	0	0	0	0	3	0	0	3	0	0	0	0	0	0	3
Civil Rights	6	0	0	1	7	0	0	0	0	0	0	0	0	0	0	7
Complex Comme	0	0	0	0	0	0	0	0	0	3	1	4	0	0	0	4
Condemnation	0	0	0	0	0	0	0	0	0	0	0	0	3	2	5	5
Construction	0	0	0	0	0	0	0	0	0	0	1	1	0	0	0	1
Contract/Comme	0	0	0	0	0	0	0	0	0	0	0	0	0	0	0	0
Employment	0	0	0	0	0	15	4	5	24	0	0	0	0	0	0	24
Lieu of P. Writ	0	0	0	0	0	3	0	0	3	0	0	0	0	0	0	3
Medical Malprac	0	0	0	0	0	0	0	0	0	0	0	0	0	1	1	1
Name Change	0	0	0	0	0	0	0	0	0	31	36	67	0	0	0	67
Other Insurance	0	0	0	0	0	0	0	0	0	0	0	0	0	0	0	0
Other MCL	4	0	0	0	4	0	0	0	0	0	0	0	0	0	0	4
Other Track 1	0	0	0	0	0	0	0	0	0	0	0	0	0	0	0	0
Other Track 3	7	1	4	0	12	1	0	0	1	0	0	0	0	0	0	13
Other Track 4	0	0	0	0	0	0	0	0	0	12	7	19	0	0	0	19
Personal Injury	0	0	0	0	0	0	0	0	0	0	0	0	2	7	9	9
Prod Liability	0	0	0	0	0	71	33	8	112	0	0	0	0	0	0	112
Prof Malpractic	0	0	0	0	0	0	0	0	0	4	2	6	0	0	0	6
PIP Coverage	0	0	0	0	0	0	0	0	0	7	1	8	0	0	0	8
Real Property	0	0	1	0	1	0	0	0	0	0	0	0	0	0	0	1
Tort Other	3	3	0	0	6	0	0	0	0	0	0	0	0	0	0	6
Toxic Tort	0	0	0	0	0	5	2	4	11	0	0	0	0	0	0	11
#REF!	0	0	0	0	0	0	0	0	0	1	0	1	0	0	0	1
UM/UIM Bod Inj	0	0	0	0	0	6	3	0	9	0	0	0	0	0	0	9
Total	20	4	5	1	30	195	70	30	295	59	51	110	5	10	15	450

CIVIL RESOLUTION SUMMARY BY CASETYPE
JULY 2024 - JANUARY 2025
CAMDEN

	Trial			Summary					Total	Percent resolved by						Monthly Resolutions
	Jury	Nonjury	Total	Judgment	Settlement	Default Judgment	Dismiss	Other		Trial	Sum Jud	Settle	Default J	Dismiss	Other	
Act on Neg Inst	0	0	0	0	0	4	3	0	7	0%	0%	0%	57%	43%	0%	
Asbestos	0	0	0	0	0	0	0	0	0	0%	0%	0%	0%	0%	0%	
Assault & Bat	0	0	0	0	2	0	2	0	4	0%	0%	50%	0%	50%	0%	
Auto - Pers Inj	8	1	9	0	214	3	408	33	667	1%	0%	32%	0%	61%	5%	
Auto - Property	0	0	0	0	4	17	14	0	35	0%	0%	11%	49%	40%	0%	
Book Account	0	0	0	12	50	147	123	5	337	0%	4%	15%	44%	36%	1%	
Civil Rights	0	0	0	0	4	0	8	0	12	0%	0%	33%	0%	67%	0%	
Complex Commerc	1	0	1	0	1	1	3	0	6	17%	0%	17%	17%	50%	0%	
Condemnation	0	0	0	0	1	0	1	2	4	0%	0%	25%	0%	25%	50%	
Construction	0	0	0	0	1	1	2	0	4	0%	0%	25%	25%	50%	0%	
Contract/Commer	1	4	5	6	61	94	175	13	354	1%	2%	17%	27%	49%	4%	
Employment	0	0	0	0	1	0	5	1	7	0%	0%	14%	0%	71%	14%	
Lieu of P. Writ	1	1	2	0	0	0	4	0	6	33%	0%	0%	0%	67%	0%	
Medical Malprac	4	0	4	0	23	0	22	7	56	7%	0%	41%	0%	39%	13%	
Name Change	0	0	0	0	0	0	0	123	123	0%	0%	0%	0%	0%	100%	
Other Insurance	0	0	0	0	5	1	6	0	12	0%	0%	42%	8%	50%	0%	
Other MCL	0	0	0	0	0	0	0	0	0	0%	0%	0%	0%	0%	0%	
Other Track 1	0	0	0	1	30	7	44	37	119	0%	1%	25%	6%	37%	31%	
Other Track 3	2	0	2	0	24	2	52	21	101	2%	0%	24%	2%	51%	21%	
Other Track 4	0	0	0	0	0	1	4	1	6	0%	0%	0%	17%	67%	17%	
Personal Injury	0	0	0	0	137	4	196	33	370	0%	0%	37%	1%	53%	9%	
Prod Liability	1	0	1	0	0	0	9	1	11	9%	0%	0%	0%	82%	9%	
Prof Malpractic	1	0	1	0	9	1	11	0	22	5%	0%	41%	5%	50%	0%	
PIP Coverage	0	0	0	0	0	0	8	1	9	0%	0%	0%	0%	89%	11%	
Real Property	0	0	0	0	1	2	7	2	12	0%	0%	8%	17%	58%	17%	
Tort Other	1	0	1	0	9	2	21	5	38	3%	0%	24%	5%	55%	13%	
Toxic Tort	0	0	0	0	0	0	2	0	2	0%	0%	0%	0%	100%	0%	
UM/UIM Bod Inj	1	0	1	0	18	0	38	1	58	2%	0%	31%	0%	66%	2%	
Total	21	6	27	19	595	287	1,168	286	2,382	1%	1%	25%	12%	49%	12%	

**CIVIL BACKLOG BY CASETYPE
JANUARY 2025
CAMDEN**

	Total	Backlog	% chg
Jan 23		769	
Jan 24		519	-33%
Jan 25		450	-13%



1) Casetypes with the state's largest backlogs are highlighted.

2) Some Multicounty Litigation (MCL) cases were transferred in November 2014: Atlantic to Bergen = 8,935; Atlantic to Middlesex = 4,070.

CIVIL CASELOAD SUMMARY BY CASETYPE
JANUARY 2025
CAPE MAY

	Filings			Resolutions			Clearance		Backlog			Backlog Percent		Backlog Per 100 Monthly Filings		Active Pending		
	Jul 2023 to Jan 2024	Jul 2024 to Jan 2025	percent change	Jul 2023 to Jan 2024	Jul 2024 to Jan 2025	percent change	Jan 2025		Jan 2024	Jan 2025	percent change	Jan 2024	Jan 2025	Jan 2024	Jan 2025	Jan 2024	Jan 2025	percent change
							number	percent										
Act on Neg Inst	5	2	-60%	2	0	-100%	-2	0%	0	0	0%	0%	0%	0	0	4	2	-50%
Asbestos	0	0	0%	0	0	0%	0	100%	0	0	0%	0%	0%	0	0	0	0	0%
Assault & Bat	4	1	-75%	3	5	67%	4	500%	9	9	0%	53%	69%	2,160	10,800	17	13	-24%
Auto - Pers Inj	30	34	13%	38	40	5%	6	118%	18	13	-28%	26%	17%	400	208	68	75	10%
Auto - Property	5	6	20%	7	6	-14%	0	100%	0	0	0%	0%	0%	0	0	4	4	0%
Book Account	31	48	55%	38	35	-8%	-13	73%	2	0	-100%	9%	0%	44	0	22	34	55%
Civil Rights	4	1	-75%	1	6	500%	5	600%	10	9	-10%	56%	82%	2,000	10,800	18	11	-39%
Complex Comme	0	1		0	2		1	200%	2	1	-50%	100%	50%	2,400	600	2	2	0%
Condemnation	0	0	0%	1	1	0%	1	100%	1	0	-100%	100%	0%		0	1	0	-100%
Construction	5	6	20%	5	9	80%	3	150%	1	3	200%	8%	23%	120	257	12	13	8%
Contract/Comme	56	48	-14%	48	52	8%	4	108%	11	9	-18%	14%	12%	136	121	76	76	0%
Employment	1	0	-100%	1	1	0%	1	100%	0	1		0%	33%	0	600	2	3	50%
Lieu of P. Writ	6	3	-50%	12	1	-92%	-2	33%	1	1	0%	11%	10%	100	171	9	10	11%
Medical Malprac	3	1	-67%	2	6	200%	5	600%	5	5	0%	36%	50%	1,500	750	14	10	-29%
Name Change	14	19	36%	16	19	19%	0	100%	0	0	0%	0%	0%	0	0	3	4	33%
Other Insurance	2	3	50%	3	2	-33%	-1	67%	4	0	-100%	67%	0%	2,400	0	6	2	-67%
Other MCL	0	0	0%	0	0	0%	0	100%	0	0	0%	0%	0%	0	0	1	0	-100%
Other Track 1	21	24	14%	21	24	14%	0	100%	6	1	-83%	23%	4%	189	28	26	24	-8%
Other Track 3	12	12	0%	19	10	-47%	-2	83%	5	7	40%	16%	19%	286	290	31	37	19%
Other Track 4	4	15	275%	0	2		-13	13%	2	2	0%	29%	11%	600	160	7	19	171%
Personal Injury	38	44	16%	56	68	21%	24	155%	22	29	32%	17%	25%	256	387	132	118	-11%
Prod Liability	1	0	-100%	3	1	-67%	1	100%	1	0	-100%	33%	0%	600	0	3	0	-100%
Prof Malpractic	5	4	-20%	6	1	-83%	-3	25%	1	5	400%	9%	29%	171	857	11	17	55%
PIP Coverage	1	0	-100%	0	0	0%	0	100%	0	0	0%	0%	0%	0	0	1	0	-100%
Real Property	1	6	500%	3	6	100%	0	100%	0	1		0%	17%	0	100	3	6	100%
Tort Other	14	10	-29%	9	16	78%	6	160%	6	6	0%	21%	27%	300	379	28	22	-21%
Toxic Tort	0	0	0%	0	0	0%	0	100%	0	0	0%	0%	0%	0	0	0	0	0%
UM/UIM Bod Inj	3	1	-67%	1	2	100%	1	200%	0	0	0%	0%	0%	0	0	4	2	-50%
Total	266	289	9%	295	315	7%	26	109%	107	102	-5%	21%	20%	256	230	505	504	0%

CIVIL BACKLOG SUMMARY BY CASETYPE

January 2025

CAPE MAY

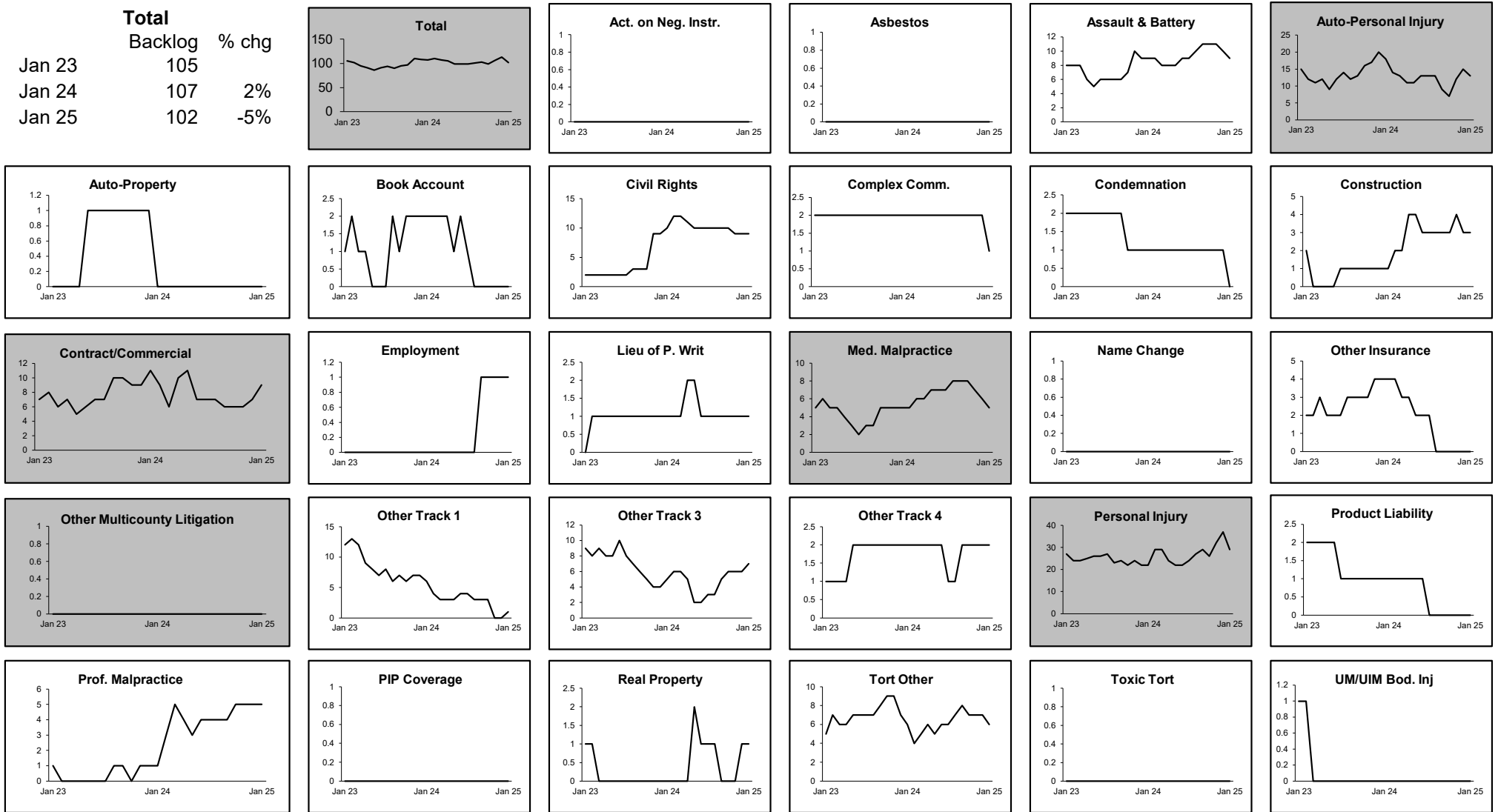
	Cases in Backlog															
	Track 1					Track 2				Track 3			Track 4			Total Backlog
	12 to 18 months	18 to 24 months	24 to 36 months	over 36 months	Total Track 1	18 to 24 months	24 to 36 months	over 36 months	Total Track 2	24 to 36 months	over 36 months	Total Track 3	24 to 36 months	over 36 months	Total Track 4	
Act on Neg Inst	0	0	0	0	0	0	0	0	0	0	0	0	0	0	0	0
Assault & Bat	0	0	0	0	0	0	0	0	0	0	0	0	0	0	0	0
Auto - Pers Inj	0	0	0	0	0	0	0	0	0	2	7	9	0	0	0	9
Auto - Property	0	0	0	0	0	9	4	0	13	0	0	0	0	0	0	13
Book Account	0	0	0	0	0	0	0	0	0	0	0	0	0	0	0	0
Civil Rights	0	0	0	0	0	0	0	0	0	0	0	0	0	0	0	0
Complex Comme	0	0	0	0	0	0	0	0	0	3	6	9	0	0	0	9
Condemnation	0	0	0	0	0	0	0	0	0	0	0	0	0	1	1	1
Construction	0	0	0	0	0	0	0	0	0	0	0	0	0	0	0	0
Contract/Comme	0	0	0	0	0	0	3	0	3	0	0	0	0	0	0	3
Employment	0	0	0	0	0	4	5	0	9	0	0	0	0	0	0	9
Lieu of P. Writ	0	0	0	0	0	1	0	0	1	0	0	0	0	0	0	1
Medical Malprac	0	0	0	0	0	0	0	0	0	0	0	0	0	1	1	1
Name Change	0	0	0	0	0	0	0	0	0	3	2	5	0	0	0	5
Other Insurance	0	0	0	0	0	0	0	0	0	0	0	0	0	0	0	0
Other MCL	0	0	0	0	0	0	0	0	0	0	0	0	0	0	0	0
Other Track 1	0	0	0	0	0	0	0	0	0	0	0	0	0	0	0	0
Other Track 3	1	0	0	0	1	0	0	0	0	0	0	0	0	0	0	1
Other Track 4	0	0	0	0	0	0	0	0	0	7	0	7	0	0	0	7
Personal Injury	0	0	0	0	0	0	0	0	0	0	0	0	1	1	2	2
Prod Liability	0	0	0	0	0	23	4	2	29	0	0	0	0	0	0	29
Prof Malpractic	0	0	0	0	0	0	0	0	0	0	0	0	0	0	0	0
PIP Coverage	0	0	0	0	0	0	0	0	0	4	1	5	0	0	0	5
Real Property	0	0	0	0	0	0	0	0	0	0	0	0	0	0	0	0
Tort Other	1	0	0	0	1	0	0	0	0	0	0	0	0	0	0	1
Toxic Tort	0	0	0	0	0	2	2	2	6	0	0	0	0	0	0	6
#REF!	0	0	0	0	0	0	0	0	0	0	0	0	0	0	0	0
UM/UIM Bod Inj	0	0	0	0	0	0	0	0	0	0	0	0	0	0	0	0
Total	2	0	0	0	2	39	18	4	61	19	16	35	1	3	4	102

CIVIL RESOLUTION SUMMARY BY CASETYPE
JULY 2024 - JANUARY 2025
CAPE MAY

	Trial			Summary					Total	Percent resolved by						Monthly Resolutions
	Jury	Nonjury	Total	Judgment	Settlement	Default Judgment	Dismiss	Other		Trial	Sum Jud	Settle	Default J	Dismiss	Other	
Act on Neg Inst	0	0	0	0	0	0	0	0	0	0%	0%	0%	0%	0%	0%	
Asbestos	0	0	0	0	0	0	0	0	0	0%	0%	0%	0%	0%	0%	
Assault & Bat	0	0	0	0	4	0	1	0	5	0%	0%	80%	0%	20%	0%	
Auto - Pers Inj	1	0	1	0	12	0	25	2	40	3%	0%	30%	0%	63%	5%	
Auto - Property	0	0	0	0	0	5	1	0	6	0%	0%	0%	83%	17%	0%	
Book Account	0	0	0	1	6	16	11	1	35	0%	3%	17%	46%	31%	3%	
Civil Rights	0	0	0	0	1	0	5	0	6	0%	0%	17%	0%	83%	0%	
Complex Commerc	1	0	1	0	1	0	0	0	2	50%	0%	50%	0%	0%	0%	
Condemnation	1	0	1	0	0	0	0	0	1	100%	0%	0%	0%	0%	0%	
Construction	1	0	1	0	4	1	3	0	9	11%	0%	44%	11%	33%	0%	
Contract/Commer	0	1	1	1	10	12	28	0	52	2%	2%	19%	23%	54%	0%	
Employment	0	0	0	0	0	0	1	0	1	0%	0%	0%	0%	100%	0%	
Lieu of P. Writ	0	0	0	1	0	0	0	0	1	0%	100%	0%	0%	0%	0%	
Medical Malprac	0	0	0	0	3	0	3	0	6	0%	0%	50%	0%	50%	0%	
Name Change	0	0	0	0	0	0	0	19	19	0%	0%	0%	0%	0%	100%	
Other Insurance	0	0	0	0	1	0	1	0	2	0%	0%	50%	0%	50%	0%	
Other MCL	0	0	0	0	0	0	0	0	0	0%	0%	0%	0%	0%	0%	
Other Track 1	0	0	0	0	7	0	12	5	24	0%	0%	29%	0%	50%	21%	
Other Track 3	0	0	0	0	1	0	9	0	10	0%	0%	10%	0%	90%	0%	
Other Track 4	0	0	0	0	2	0	0	0	2	0%	0%	100%	0%	0%	0%	
Personal Injury	0	0	0	0	24	2	36	6	68	0%	0%	35%	3%	53%	9%	
Prod Liability	0	0	0	0	1	0	0	0	1	0%	0%	100%	0%	0%	0%	
Prof Malpractic	0	0	0	0	0	0	1	0	1	0%	0%	0%	0%	100%	0%	
PIP Coverage	0	0	0	0	0	0	0	0	0	0%	0%	0%	0%	0%	0%	
Real Property	0	0	0	0	0	1	2	3	6	0%	0%	0%	17%	33%	50%	
Tort Other	0	0	0	0	4	1	9	2	16	0%	0%	25%	6%	56%	13%	
Toxic Tort	0	0	0	0	0	0	0	0	0	0%	0%	0%	0%	0%	0%	
UM/UIM Bod Inj	0	0	0	0	0	1	1	0	2	0%	0%	0%	50%	50%	0%	
Total	4	1	5	3	81	39	149	38	315	2%	1%	26%	12%	47%	12%	

**CIVIL BACKLOG BY CASETYPE
JANUARY 2025
CAPE MAY**

	Total	Backlog	% chg
Jan 23		105	
Jan 24		107	2%
Jan 25		102	-5%



1) Casetypes with the state's largest backlogs are highlighted.

2) Some Multicounty Litigation (MCL) cases were transferred in November 2014: Atlantic to Bergen = 8,935; Atlantic to Middlesex = 4,070.

**CIVIL CASELOAD SUMMARY BY CASETYPE
JANUARY 2025
CUMBERLAND**

	Filings			Resolutions			Clearance		Backlog			Backlog Percent		Backlog Per 100 Monthly Filings		Active Pending		
	Jul 2023 to Jan 2024	Jul 2024 to Jan 2025	percent change	Jul 2023 to Jan 2024	Jul 2024 to Jan 2025	percent change	Jan 2025		Jan 2024	Jan 2025	percent change	Jan 2024	Jan 2025	Jan 2024	Jan 2025	Jan 2024	Jan 2025	percent change
	number	percent																
Act on Neg Inst	2	0	-100%	0	1		1	100%	0	0	0%	0%	0%	0	0	2	0	-100%
Asbestos	0	0	0%	0	0	0%	0	100%	0	0	0%	0%	0%	0	0	0	0	0%
Assault & Bat	2	2	0%	4	3	-25%	1	150%	2	0	-100%	40%	0%	800	0	5	2	-60%
Auto - Pers Inj	128	119	-7%	142	112	-21%	-7	94%	45	45	0%	19%	20%	245	274	236	229	-3%
Auto - Property	12	7	-42%	11	12	9%	5	171%	1	1	0%	9%	8%	75	67	11	13	18%
Book Account	45	56	24%	40	65	63%	9	116%	6	4	-33%	14%	10%	95	52	43	40	-7%
Civil Rights	6	6	0%	8	4	-50%	-2	67%	6	5	-17%	38%	25%	600	500	16	20	25%
Complex Comme	4	1	-75%	0	5		4	500%	1	0	-100%	17%	0%	300	0	6	2	-67%
Condemnation	0	1		0	0	0%	-1	0%	0	0	0%	0%	0%	0	0	0	1	
Construction	4	0	-100%	1	6	500%	6	100%	1	0	-100%	13%	0%	150	0	8	2	-75%
Contract/Comme	65	70	8%	45	67	49%	-3	96%	10	9	-10%	14%	10%	133	92	74	93	26%
Employment	7	2	-71%	1	5	400%	3	250%	0	2		0%	25%	0	480	9	8	-11%
Lieu of P. Writ	5	0	-100%	2	3	50%	3	100%	0	0	0%	0%	0%	0	0	6	3	-50%
Medical Malprac	2	10	400%	7	13	86%	3	130%	8	7	-13%	31%	29%	1,371	646	26	24	-8%
Name Change	30	24	-20%	28	23	-18%	-1	96%	0	0	0%	0%	0%	0	0	17	13	-24%
Other Insurance	2	3	50%	3	4	33%	1	133%	1	2	100%	20%	40%	171	343	5	5	0%
Other MCL	0	0	0%	0	0	0%	0	100%	0	0	0%	0%	0%	0	0	0	0	0%
Other Track 1	33	47	42%	43	39	-9%	-8	83%	7	6	-14%	25%	16%	131	97	28	37	32%
Other Track 3	20	24	20%	11	33	200%	9	138%	14	7	-50%	23%	13%	442	210	60	52	-13%
Other Track 4	0	9		1	1	0%	-8	11%	5	4	-20%	100%	31%	6,000	533	5	13	160%
Personal Injury	87	70	-20%	64	72	13%	2	103%	36	22	-39%	22%	17%	311	244	167	133	-20%
Prod Liability	3	0	-100%	1	2	100%	2	100%	2	1	-50%	40%	25%	800	1,200	5	4	-20%
Prof Malpractic	2	2	0%	3	2	-33%	0	100%	2	1	-50%	40%	11%	800	200	5	9	80%
PIP Coverage	0	0	0%	3	1	-67%	1	100%	0	0	0%	0%	0%	0	0	0	0	0%
Real Property	2	3	50%	5	3	-40%	0	100%	1	1	0%	50%	33%	400	300	2	3	50%
Tort Other	25	13	-48%	13	13	0%	0	100%	6	5	-17%	17%	16%	212	286	35	31	-11%
Toxic Tort	0	0	0%	1	0	-100%	0	100%	0	0	0%	0%	0%	0	0	0	1	
UM/UIM Bod Inj	7	15	114%	5	15	200%	0	100%	3	7	133%	14%	30%	200	323	21	23	10%
Total	493	484	-2%	442	504	14%	20	104%	157	129	-18%	20%	17%	229	192	792	761	-4%

CIVIL BACKLOG SUMMARY BY CASETYPE

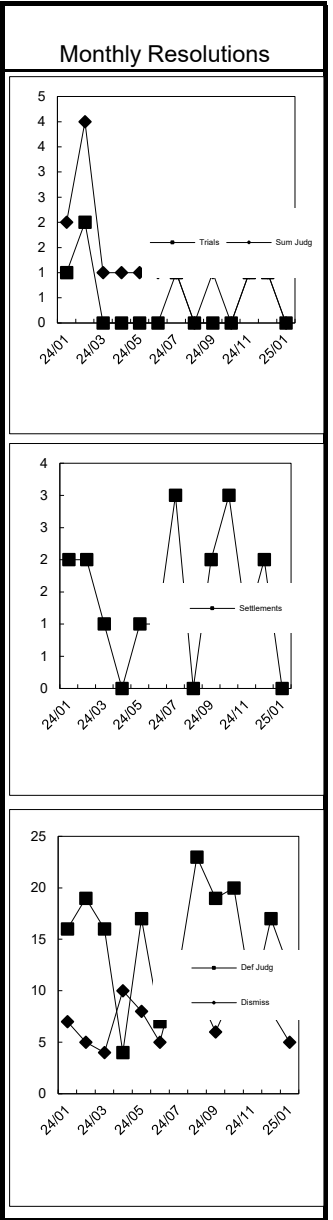
January 2025

CUMBERLAND

	Cases in Backlog															
	Track 1					Track 2				Track 3			Track 4			Total Backlog
	12 to 18 months	18 to 24 months	24 to 36 months	over 36 months	Total Track 1	18 to 24 months	24 to 36 months	over 36 months	Total Track 2	24 to 36 months	over 36 months	Total Track 3	24 to 36 months	over 36 months	Total Track 4	
Act on Neg Inst	0	0	0	0	0	0	0	0	0	0	0	0	0	0	0	0
Assault & Bat	0	0	0	0	0	0	0	0	0	0	0	0	0	0	0	0
Auto - Pers Inj	0	0	0	0	0	0	0	0	0	0	0	0	0	0	0	0
Auto - Property	0	0	0	0	0	20	21	4	45	0	0	0	0	0	0	45
Book Account	0	0	0	0	0	1	0	0	1	0	0	0	0	0	0	1
Civil Rights	2	0	2	0	4	0	0	0	0	0	0	0	0	0	0	4
Complex Comme	0	0	0	0	0	0	0	0	0	3	2	5	0	0	0	5
Condemnation	0	0	0	0	0	0	0	0	0	0	0	0	0	0	0	0
Construction	0	0	0	0	0	0	0	0	0	0	0	0	0	0	0	0
Contract/Comme	0	0	0	0	0	0	0	0	0	0	0	0	0	0	0	0
Employment	0	0	0	0	0	4	4	1	9	0	0	0	0	0	0	9
Lieu of P. Writ	0	0	0	0	0	1	1	0	2	0	0	0	0	0	0	2
Medical Malprac	0	0	0	0	0	0	0	0	0	0	0	0	0	0	0	0
Name Change	0	0	0	0	0	0	0	0	0	5	2	7	0	0	0	7
Other Insurance	0	0	0	0	0	0	0	0	0	0	0	0	0	0	0	0
Other MCL	0	1	1	0	2	0	0	0	0	0	0	0	0	0	0	2
Other Track 1	0	0	0	0	0	0	0	0	0	0	0	0	0	0	0	0
Other Track 3	3	0	1	1	5	0	0	0	0	0	1	1	0	0	0	6
Other Track 4	0	0	0	0	0	0	0	0	0	6	1	7	0	0	0	7
Personal Injury	0	0	0	0	0	0	0	0	0	0	0	0	0	4	4	4
Prod Liability	0	0	0	0	0	8	7	7	22	0	0	0	0	0	0	22
Prof Malpractic	0	0	0	0	0	0	0	0	0	0	1	1	0	0	0	1
PIP Coverage	0	0	0	0	0	0	0	0	0	0	1	1	0	0	0	1
Real Property	0	0	0	0	0	0	0	0	0	0	0	0	0	0	0	0
Tort Other	0	0	0	0	0	0	0	0	0	0	1	1	0	0	0	1
Toxic Tort	0	0	0	0	0	0	3	1	4	0	1	1	0	0	0	5
#REF!	0	0	0	0	0	0	0	0	0	0	0	0	0	0	0	0
UM/UIM Bod Inj	0	0	0	0	0	4	3	0	7	0	0	0	0	0	0	7
Total	5	1	4	1	11	38	39	13	90	14	10	24	0	4	4	129

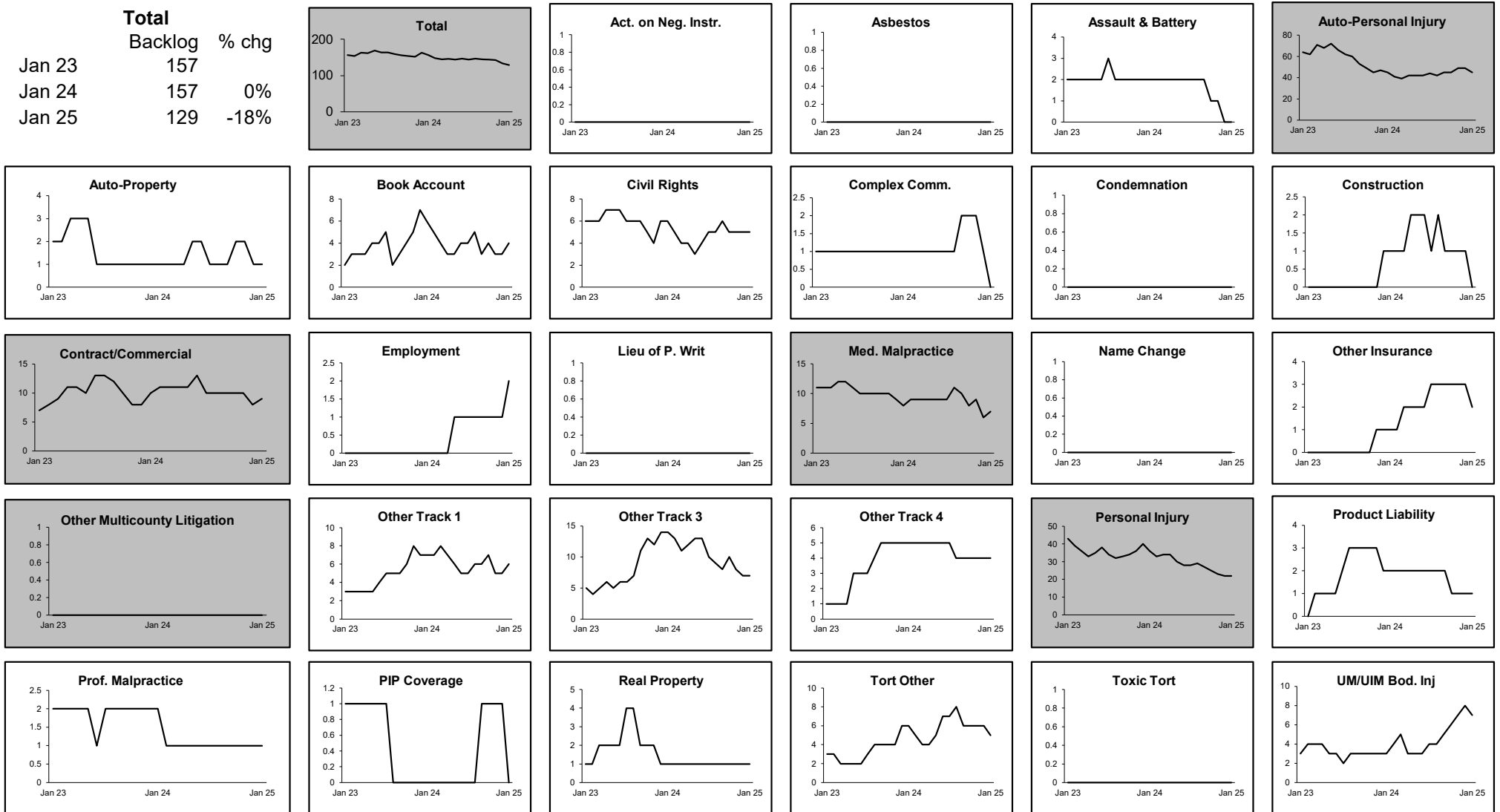
**CIVIL RESOLUTION SUMMARY BY CASETYPE
JULY 2024 - JANUARY 2025
CUMBERLAND**

	Trial			Summary					Total	Percent resolved by					
	Jury	Nonjury	Total	Judgment	Settlement	Default Judgment	Dismiss	Other		Trial	Sum Jud	Settle	Default J	Dismiss	Other
Act on Neg Inst	0	0	0	0	0	1	0	0	1	0%	0%	0%	100%	0%	0%
Asbestos	0	0	0	0	0	0	0	0	0	0%	0%	0%	0%	0%	0%
Assault & Bat	0	0	0	0	1	0	2	0	3	0%	0%	33%	0%	67%	0%
Auto - Pers Inj	0	0	0	1	27	3	80	1	112	0%	1%	24%	3%	71%	1%
Auto - Property	0	0	0	0	3	7	2	0	12	0%	0%	25%	58%	17%	0%
Book Account	0	1	1	0	18	21	22	3	65	2%	0%	28%	32%	34%	5%
Civil Rights	0	0	0	1	0	1	2	0	4	0%	25%	0%	25%	50%	0%
Complex Commerc	0	0	0	0	1	0	1	3	5	0%	0%	20%	0%	20%	60%
Condemnation	0	0	0	0	0	0	0	0	0	0%	0%	0%	0%	0%	0%
Construction	0	1	1	0	1	1	3	0	6	17%	0%	17%	17%	50%	0%
Contract/Commer	0	1	1	2	9	17	33	5	67	1%	3%	13%	25%	49%	7%
Employment	0	0	0	0	1	0	4	0	5	0%	0%	20%	0%	80%	0%
Lieu of P. Writ	0	0	0	0	0	0	3	0	3	0%	0%	0%	0%	100%	0%
Medical Malprac	0	0	0	1	8	0	3	1	13	0%	8%	62%	0%	23%	8%
Name Change	0	0	0	0	0	0	8	15	23	0%	0%	0%	0%	35%	65%
Other Insurance	0	0	0	0	1	3	0	0	4	0%	0%	25%	75%	0%	0%
Other MCL	0	0	0	0	0	0	0	0	0	0%	0%	0%	0%	0%	0%
Other Track 1	0	0	0	0	4	3	23	9	39	0%	0%	10%	8%	59%	23%
Other Track 3	0	0	0	5	7	0	14	7	33	0%	15%	21%	0%	42%	21%
Other Track 4	0	0	0	0	0	0	1	0	1	0%	0%	0%	0%	100%	0%
Personal Injury	0	0	0	0	18	3	43	8	72	0%	0%	25%	4%	60%	11%
Prod Liability	0	0	0	0	1	0	1	0	2	0%	0%	50%	0%	50%	0%
Prof Malpractic	0	0	0	0	0	0	2	0	2	0%	0%	0%	0%	100%	0%
PIP Coverage	0	0	0	0	0	0	1	0	1	0%	0%	0%	0%	100%	0%
Real Property	0	0	0	0	2	0	1	0	3	0%	0%	67%	0%	33%	0%
Tort Other	1	0	1	1	4	3	3	1	13	8%	8%	31%	23%	23%	8%
Toxic Tort	0	0	0	0	0	0	0	0	0	0%	0%	0%	0%	0%	0%
UM/UIM Bod Inj	0	0	0	0	6	0	7	2	15	0%	0%	40%	0%	47%	13%
Total	1	3	4	11	112	63	259	55	504	1%	2%	22%	13%	51%	11%



**CIVIL BACKLOG BY CASETYPE
JANUARY 2025
CUMBERLAND**

	Total	Backlog	% chg
Jan 23		157	
Jan 24		157	0%
Jan 25		129	-18%



1) Casetypes with the state's largest backlogs are highlighted.

2) Some Multicounty Litigation (MCL) cases were transferred in November 2014: Atlantic to Bergen = 8,935; Atlantic to Middlesex = 4,070.

CIVIL CASELOAD SUMMARY BY CASETYPE
JANUARY 2025
ESSEX

	Filings			Resolutions			Clearance		Backlog			Backlog Percent		Backlog Per 100		Active Pending		
	Jul 2023	Jul 2024	percent change	Jul 2023	Jul 2024	percent change	Jan 2025		Jan 2024	Jan 2025	percent change	Jan 2024	Jan 2025	Monthly Filings		Jan 2024	Jan 2025	percent change
	to Jan 2024	to Jan 2025		to Jan 2024	to Jan 2025		number	percent						Jan 2024	Jan 2025			
Act on Neg Inst	10	9	-10%	8	14	75%	5	156%	5	3	-40%	29%	30%	316	189	17	10	-41%
Asbestos	0	0	0%	0	0	0%	0	100%	0	0	0%	0%	0%	0	0	0	0	0%
Assault & Bat	13	10	-23%	9	24	167%	14	240%	143	461	222%	82%	94%	8,580	39,514	174	493	183%
Auto - Pers Inj	2,268	2,483	9%	2,465	2,662	8%	179	107%	2,035	1,339	-34%	35%	26%	633	395	5,739	5,220	-9%
Auto - Property	119	112	-6%	75	122	63%	10	109%	16	13	-19%	11%	10%	110	81	151	128	-15%
Book Account	541	727	34%	379	559	47%	-168	77%	93	54	-42%	16%	8%	135	57	578	714	24%
Civil Rights	36	28	-22%	34	43	26%	15	154%	102	52	-49%	59%	52%	2,007	1,058	173	100	-42%
Complex Comm	32	24	-25%	27	25	-7%	1	104%	61	37	-39%	41%	61%	1,241	694	148	61	-59%
Condemnation	0	1		0	1		0	100%	1	2	100%	33%	40%	1,200	800	3	5	67%
Construction	20	28	40%	38	51	34%	23	182%	86	48	-44%	69%	55%	2,400	1,226	124	87	-30%
Contract/Comm	410	526	28%	459	560	22%	34	106%	211	196	-7%	29%	23%	337	257	736	836	14%
Employment	32	24	-25%	22	16	-27%	-8	67%	19	17	-11%	33%	26%	496	392	58	66	14%
Lieu of P. Writ	23	6	-74%	11	22	100%	16	367%	20	18	-10%	33%	38%	667	1,440	60	48	-20%
Medical Malprac	64	69	8%	89	106	19%	37	154%	215	163	-24%	55%	51%	2,243	1,630	390	320	-18%
Name Change	165	200	21%	155	177	14%	-23	89%	2	2	0%	3%	2%	9	8	78	94	21%
Other Insurance	30	44	47%	37	46	24%	2	105%	31	15	-52%	49%	28%	775	300	63	53	-16%
Other MCL	1	0	-100%	0	0	0%	0	100%	0	0	0%	0%	0%	0	0	0	1	
Other Track 1	221	236	7%	224	258	15%	22	109%	151	78	-48%	39%	26%	444	217	387	305	-21%
Other Track 3	134	161	20%	136	150	10%	-11	93%	138	129	-7%	33%	30%	730	565	417	437	5%
Other Track 4	24	35	46%	16	15	-6%	-20	43%	42	28	-33%	45%	35%	1,229	646	93	80	-14%
Personal Injury	878	904	3%	902	1,094	21%	190	121%	1,198	881	-26%	42%	36%	910	676	2,849	2,462	-14%
Prod Liability	15	13	-13%	22	13	-41%	0	100%	21	18	-14%	49%	41%	1,008	864	43	44	2%
Prof Malpractic	24	27	13%	42	24	-43%	-3	89%	50	50	0%	46%	45%	1,250	1,364	108	111	3%
PIP Coverage	14	14	0%	15	13	-13%	-1	93%	7	2	-71%	37%	17%	382	120	19	12	-37%
Real Property	31	28	-10%	23	31	35%	3	111%	14	13	-7%	30%	32%	382	339	47	41	-13%
Tort Other	103	113	10%	116	130	12%	17	115%	197	107	-46%	55%	39%	1,225	597	359	272	-24%
Toxic Tort	1	1	0%	4	1	-75%	0	100%	5	4	-20%	63%	67%	3,000	1,600	8	6	-25%
UM/UIM Bod Inj	114	102	-11%	90	134	49%	32	131%	69	45	-35%	28%	22%	436	290	246	207	-16%
Total	5,323	5,925	11%	5,398	6,291	17%	366	106%	4,932	3,775	-23%	38%	31%	650	456	13,068	12,213	-7%

CIVIL BACKLOG SUMMARY BY CASETYPE

January 2025

ESSEX

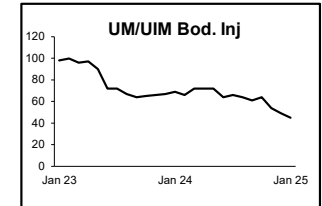
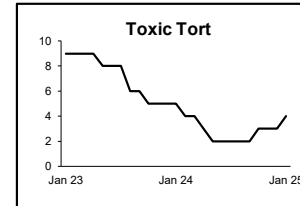
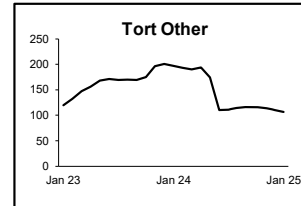
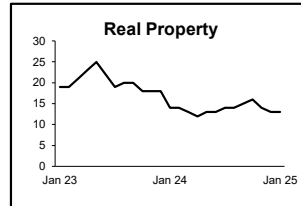
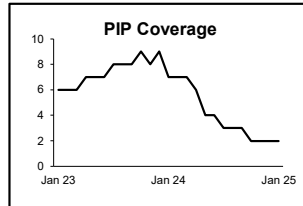
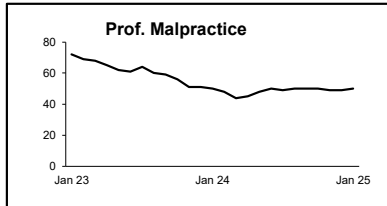
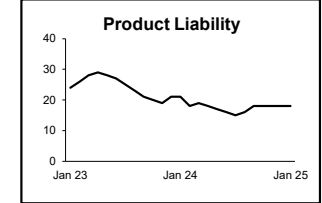
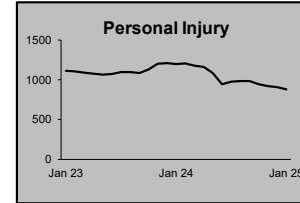
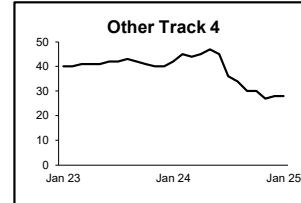
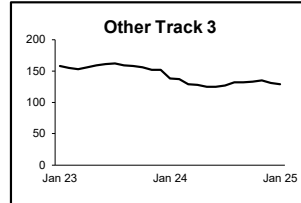
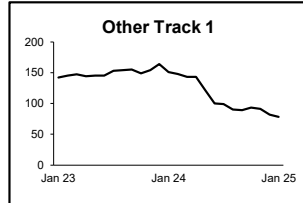
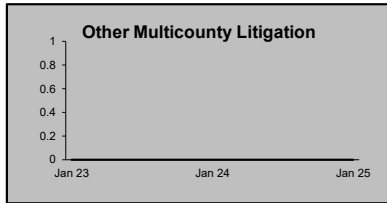
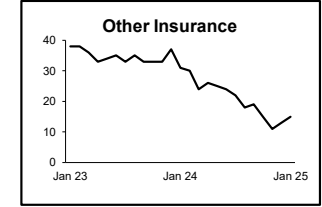
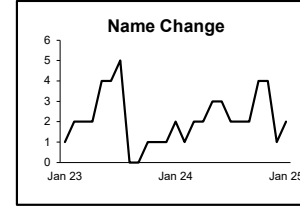
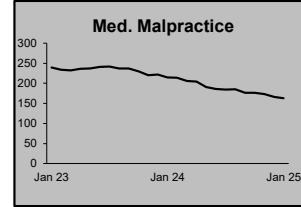
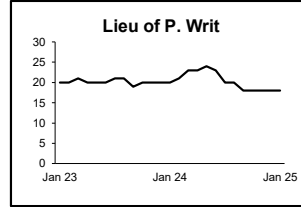
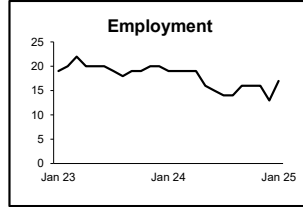
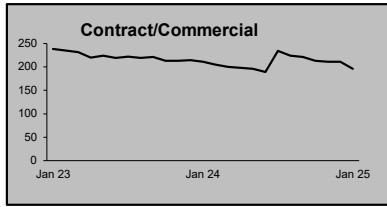
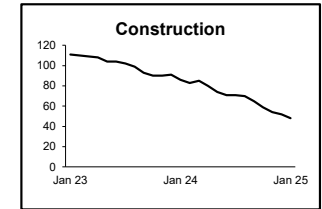
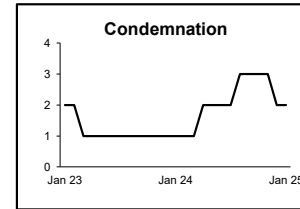
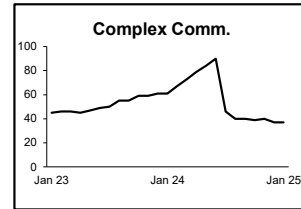
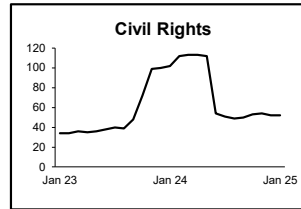
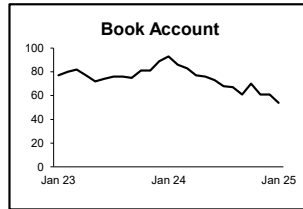
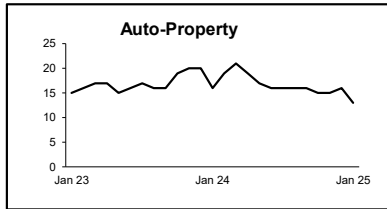
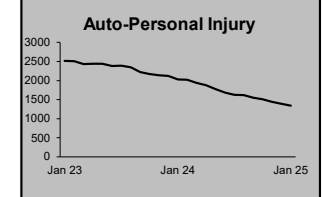
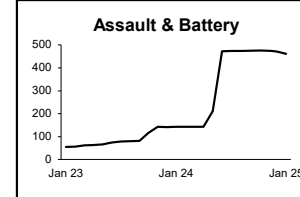
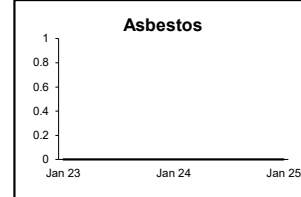
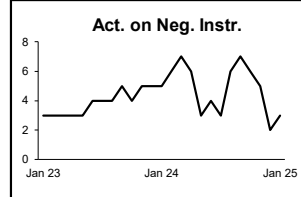
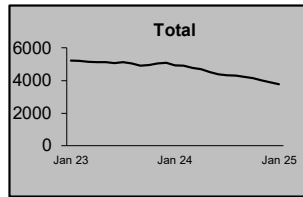
	Cases in Backlog															
	Track 1					Track 2				Track 3			Track 4			Total Backlog
	12 to 18 months	18 to 24 months	24 to 36 months	over 36 months	Total Track 1	18 to 24 months	24 to 36 months	over 36 months	Total Track 2	24 to 36 months	over 36 months	Total Track 3	24 to 36 months	over 36 months	Total Track 4	
Act on Neg Inst	1	0	1	1	3	0	0	0	0	0	0	0	0	0	0	3
Assault & Bat	0	0	0	0	0	0	0	0	0	0	0	0	0	0	0	0
Auto - Pers Inj	0	0	0	0	0	0	0	0	0	20	441	461	0	0	0	461
Auto - Property	0	0	0	0	0	548	483	308	1,339	0	0	0	0	0	0	1,339
Book Account	0	0	0	0	0	5	6	2	13	0	0	0	0	0	0	13
Civil Rights	30	9	12	3	54	0	0	0	0	0	0	0	0	0	0	54
Complex Comme	0	0	0	0	0	0	0	0	0	18	34	52	0	0	0	52
Condemnation	0	0	0	0	0	0	0	0	0	0	0	0	10	27	37	37
Construction	0	0	0	0	0	0	0	0	0	2	0	2	0	0	0	2
Contract/Comme	0	0	0	0	0	9	6	33	48	0	0	0	0	0	0	48
Employment	0	0	0	0	0	57	73	66	196	0	0	0	0	0	0	196
Lieu of P. Writ	0	0	0	0	0	6	6	5	17	0	0	0	0	0	0	17
Medical Malprac	0	0	0	0	0	0	0	0	0	0	0	0	5	13	18	18
Name Change	0	0	0	0	0	0	0	0	0	67	96	163	0	0	0	163
Other Insurance	1	1	0	0	2	0	0	0	0	0	0	0	0	0	0	2
Other MCL	7	1	5	2	15	0	0	0	0	0	0	0	0	0	0	15
Other Track 1	0	0	0	0	0	0	0	0	0	0	0	0	0	0	0	0
Other Track 3	29	16	13	12	70	1	3	1	5	0	3	3	0	0	0	78
Other Track 4	0	0	0	0	0	0	0	0	0	60	69	129	0	0	0	129
Personal Injury	0	0	0	0	0	0	0	0	0	0	0	0	3	25	28	28
Prod Liability	0	0	0	0	0	327	336	218	881	0	0	0	0	0	0	881
Prof Malpractic	0	0	0	0	0	0	0	0	0	6	12	18	0	0	0	18
PIP Coverage	0	0	0	0	0	0	0	0	0	17	33	50	0	0	0	50
Real Property	0	0	2	0	2	0	0	0	0	0	0	0	0	0	0	2
Tort Other	3	5	3	2	13	0	0	0	0	0	0	0	0	0	0	13
Toxic Tort	0	0	0	0	0	35	30	42	107	0	0	0	0	0	0	107
#REF!	0	0	0	0	0	0	0	0	0	2	2	4	0	0	0	4
UM/UIM Bod Inj	0	0	0	0	0	14	18	13	45	0	0	0	0	0	0	45
Total	71	32	36	20	159	1,002	961	688	2,651	192	690	882	18	65	83	3,775

**CIVIL RESOLUTION SUMMARY BY CASETYPE
JULY 2024 - JANUARY 2025
ESSEX**

	Trial			Summary					Total	Percent resolved by						Monthly Resolutions
	Jury	Nonjury	Total	Judgment	Settlement	Default Judgment	Dismiss	Other		Trial	Sum Jud	Settle	Default J	Dismiss	Other	
Act on Neg Inst	0	0	0	5	0	5	4	0	14	0%	36%	0%	36%	29%	0%	
Asbestos	0	0	0	0	0	0	0	0	0	0%	0%	0%	0%	0%	0%	
Assault & Bat	0	0	0	0	3	0	20	1	24	0%	0%	13%	0%	83%	4%	
Auto - Pers Inj	12	1	13	57	606	12	1,857	117	2,662	0%	2%	23%	0%	70%	4%	
Auto - Property	0	0	0	4	14	39	64	1	122	0%	3%	11%	32%	52%	1%	
Book Account	0	2	2	44	75	135	302	1	559	0%	8%	13%	24%	54%	0%	
Civil Rights	0	0	0	1	6	0	33	3	43	0%	2%	14%	0%	77%	7%	
Complex Commerc	1	0	1	3	5	0	14	2	25	4%	12%	20%	0%	56%	8%	
Condemnation	0	0	0	1	0	0	0	0	1	0%	100%	0%	0%	0%	0%	
Construction	3	1	4	4	21	1	21	0	51	8%	8%	41%	2%	41%	0%	
Contract/Commer	0	1	1	59	85	73	324	18	560	0%	11%	15%	13%	58%	3%	
Employment	0	0	0	0	4	0	11	1	16	0%	0%	25%	0%	69%	6%	
Lieu of P. Writ	0	0	0	2	0	0	20	0	22	0%	9%	0%	0%	91%	0%	
Medical Malprac	3	0	3	1	34	0	59	9	106	3%	1%	32%	0%	56%	8%	
Name Change	0	0	0	0	0	0	16	161	177	0%	0%	0%	0%	9%	91%	
Other Insurance	1	0	1	2	9	0	30	4	46	2%	4%	20%	0%	65%	9%	
Other MCL	0	0	0	0	0	0	0	0	0	0%	0%	0%	0%	0%	0%	
Other Track 1	1	0	1	28	47	9	159	14	258	0%	11%	18%	3%	62%	5%	
Other Track 3	3	0	3	3	30	1	88	25	150	2%	2%	20%	1%	59%	17%	
Other Track 4	1	0	1	3	2	1	8	0	15	7%	20%	13%	7%	53%	0%	
Personal Injury	13	0	13	28	264	7	732	50	1,094	1%	3%	24%	1%	67%	5%	
Prod Liability	0	0	0	1	1	0	6	5	13	0%	8%	8%	0%	46%	38%	
Prof Malpractic	0	0	0	0	5	0	17	2	24	0%	0%	21%	0%	71%	8%	
PIP Coverage	0	0	0	0	3	0	10	0	13	0%	0%	23%	0%	77%	0%	
Real Property	0	0	0	3	6	2	20	0	31	0%	10%	19%	6%	65%	0%	
Tort Other	1	0	1	4	25	3	90	7	130	1%	3%	19%	2%	69%	5%	
Toxic Tort	0	0	0	0	0	0	1	0	1	0%	0%	0%	0%	100%	0%	
UM/UIM Bod Inj	0	0	0	1	26	0	101	6	134	0%	1%	19%	0%	75%	4%	
Total	39	5	44	254	1,271	288	4,007	427	6,291	1%	4%	20%	5%	64%	7%	

**CIVIL BACKLOG BY CASETYPE
JANUARY 2025
ESSEX**

	Total	Backlog	% chg
Jan 23		5,217	
Jan 24		4,932	-5%
Jan 25		3,775	-23%



1) Casetypes with the state's largest backlogs are highlighted.

2) Some Multicounty Litigation (MCL) cases were transferred in November 2014: Atlantic to Bergen = 8,935; Atlantic to Middlesex = 4,070.

**CIVIL CASELOAD SUMMARY BY CASETYPE
JANUARY 2025
GLOUCESTER**

	Filings			Resolutions			Clearance		Backlog			Backlog Percent		Backlog Per 100 Monthly Filings		Active Pending		
	Jul 2023 to Jan 2024	Jul 2024 to Jan 2025	percent change	Jul 2023 to Jan 2024	Jul 2024 to Jan 2025	percent change	Jan 2025		Jan 2024	Jan 2025	percent change	Jan 2024	Jan 2025	Jan 2024	Jan 2025	Jan 2024	Jan 2025	percent change
	number	percent																
Act on Neg Inst	3	3	0%	2	2	0%	-1	67%	1	1	0%	25%	33%	300	300	4	3	-25%
Asbestos	0	0	0%	0	0	0%	0	100%	0	0	0%	0%	0%	0	0	0	0	0%
Assault & Bat	3	1	-67%	1	0	-100%	-1	0%	1	3	200%	17%	38%	240	1,200	6	8	33%
Auto - Pers Inj	208	230	11%	255	216	-15%	-14	94%	74	68	-8%	19%	17%	248	216	395	405	3%
Auto - Property	25	10	-60%	12	24	100%	14	240%	0	3		0%	19%	0	133	31	16	-48%
Book Account	103	164	59%	91	135	48%	-29	82%	3	4	33%	3%	3%	21	18	86	145	69%
Civil Rights	13	8	-38%	8	13	63%	5	163%	3	3	0%	19%	20%	189	225	16	15	-6%
Complex Comme	2	2	0%	2	2	0%	0	100%	3	4	33%	38%	50%	900	800	8	8	0%
Condemnation	4	5	25%	3	2	-33%	-3	40%	0	0	0%	0%	0%	0	0	1	6	500%
Construction	5	1	-80%	7	8	14%	7	800%	2	0	-100%	22%	0%	240	0	9	1	-89%
Contract/Comme	122	142	16%	117	128	9%	-14	90%	19	16	-16%	12%	8%	112	72	162	204	26%
Employment	4	9	125%	3	6	100%	-3	67%	2	2	0%	25%	18%	400	171	8	11	38%
Lieu of P. Writ	6	7	17%	8	13	63%	6	186%	0	1		0%	7%	0	67	15	14	-7%
Medical Malprac	18	12	-33%	15	7	-53%	-5	58%	27	27	0%	45%	44%	1,350	1,350	60	62	3%
Name Change	49	77	57%	47	87	85%	10	113%	0	0	0%	0%	0%	0	0	14	26	86%
Other Insurance	3	1	-67%	4	6	50%	5	600%	3	1	-67%	60%	33%	720	200	5	3	-40%
Other MCL	0	0	0%	0	0	0%	0	100%	0	0	0%	0%	0%	0	0	0	0	0%
Other Track 1	56	88	57%	75	72	-4%	-16	82%	9	18	100%	13%	19%	96	146	67	94	40%
Other Track 3	51	48	-6%	39	34	-13%	-14	71%	11	12	9%	11%	11%	143	173	96	106	10%
Other Track 4	1	17	>999%	3	4	33%	-13	24%	12	8	-33%	71%	32%	7,200	480	17	25	47%
Personal Injury	133	131	-2%	128	115	-10%	-16	88%	43	63	47%	16%	22%	217	322	277	291	5%
Prod Liability	6	2	-67%	5	3	-40%	1	150%	1	1	0%	11%	11%	171	300	9	9	0%
Prof Malpractic	6	1	-83%	11	6	-45%	5	600%	8	6	-25%	35%	43%	800	3,600	23	14	-39%
PIP Coverage	1	4	300%	0	3		-1	75%	1	1	0%	50%	33%	1,200	240	2	3	50%
Real Property	5	9	80%	3	9	200%	0	100%	4	1	-75%	40%	13%	480	80	10	8	-20%
Tort Other	17	19	12%	28	23	-18%	4	121%	11	7	-36%	35%	23%	388	233	31	30	-3%
Toxic Tort	0	0	0%	0	0	0%	0	100%	0	0	0%	0%	0%	0	0	0	0	0%
UM/UIM Bod Inj	16	13	-19%	25	17	-32%	4	131%	5	15	200%	12%	41%	150	750	41	37	-10%
Total	860	1,004	17%	892	935	5%	-69	93%	243	265	9%	17%	17%	193	182	1,393	1,544	11%

CIVIL BACKLOG SUMMARY BY CASETYPE

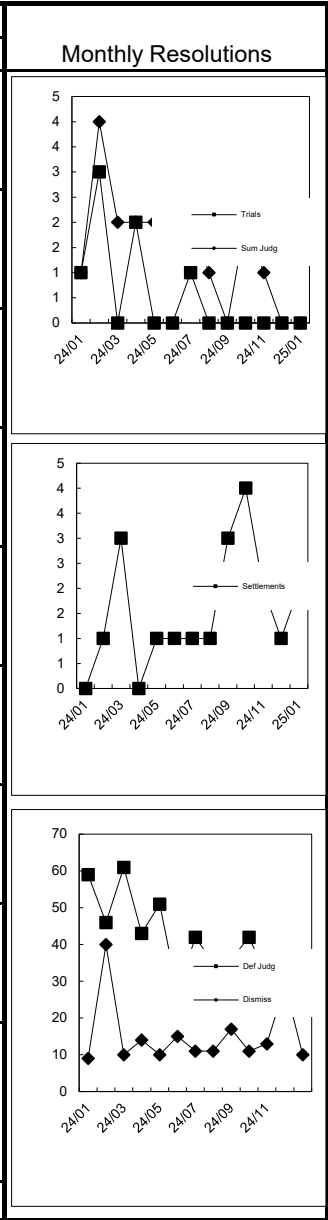
January 2025

GLOUCESTER

	Cases in Backlog															
	Track 1					Track 2				Track 3			Track 4			Total Backlog
	12 to 18 months	18 to 24 months	24 to 36 months	over 36 months	Total Track 1	18 to 24 months	24 to 36 months	over 36 months	Total Track 2	24 to 36 months	over 36 months	Total Track 3	24 to 36 months	over 36 months	Total Track 4	
Act on Neg Inst	1	0	0	0	1	0	0	0	0	0	0	0	0	0	0	1
Assault & Bat	0	0	0	0	0	0	0	0	0	0	0	0	0	0	0	0
Auto - Pers Inj	0	0	0	0	0	0	0	0	0	2	1	3	0	0	0	3
Auto - Property	0	0	0	0	0	41	23	4	68	0	0	0	0	0	0	68
Book Account	0	0	0	0	0	3	0	0	3	0	0	0	0	0	0	3
Civil Rights	4	0	0	0	4	0	0	0	0	0	0	0	0	0	0	4
Complex Comme	0	0	0	0	0	0	0	0	0	1	2	3	0	0	0	3
Condemnation	0	0	0	0	0	0	0	0	0	0	0	0	1	3	4	4
Construction	0	0	0	0	0	0	0	0	0	0	0	0	0	0	0	0
Contract/Comme	0	0	0	0	0	0	0	0	0	0	0	0	0	0	0	0
Employment	0	0	0	0	0	3	10	2	15	1	0	1	0	0	0	16
Lieu of P. Writ	0	0	0	0	0	1	1	0	2	0	0	0	0	0	0	2
Medical Malprac	0	0	0	0	0	0	0	0	0	0	0	0	1	0	1	1
Name Change	0	0	0	0	0	0	0	0	0	11	16	27	0	0	0	27
Other Insurance	0	0	0	0	0	0	0	0	0	0	0	0	0	0	0	0
Other MCL	0	0	1	0	1	0	0	0	0	0	0	0	0	0	0	1
Other Track 1	0	0	0	0	0	0	0	0	0	0	0	0	0	0	0	0
Other Track 3	10	6	0	1	17	0	0	0	0	0	1	1	0	0	0	18
Other Track 4	0	0	0	0	0	0	0	0	0	9	3	12	0	0	0	12
Personal Injury	0	0	0	0	0	0	0	0	0	0	0	0	1	7	8	8
Prod Liability	0	0	0	0	0	36	21	5	62	1	0	1	0	0	0	63
Prof Malpractic	0	0	0	0	0	0	0	0	0	1	0	1	0	0	0	1
PIP Coverage	0	0	0	0	0	0	0	0	0	3	3	6	0	0	0	6
Real Property	0	0	1	0	1	0	0	0	0	0	0	0	0	0	0	1
Tort Other	0	0	0	1	1	0	0	0	0	0	0	0	0	0	0	1
Toxic Tort	0	0	0	0	0	2	3	2	7	0	0	0	0	0	0	7
#REF!	0	0	0	0	0	0	0	0	0	0	0	0	0	0	0	0
UM/UIM Bod Inj	0	0	0	0	0	10	4	1	15	0	0	0	0	0	0	15
Total	15	6	2	2	25	96	62	14	172	29	26	55	3	10	13	265

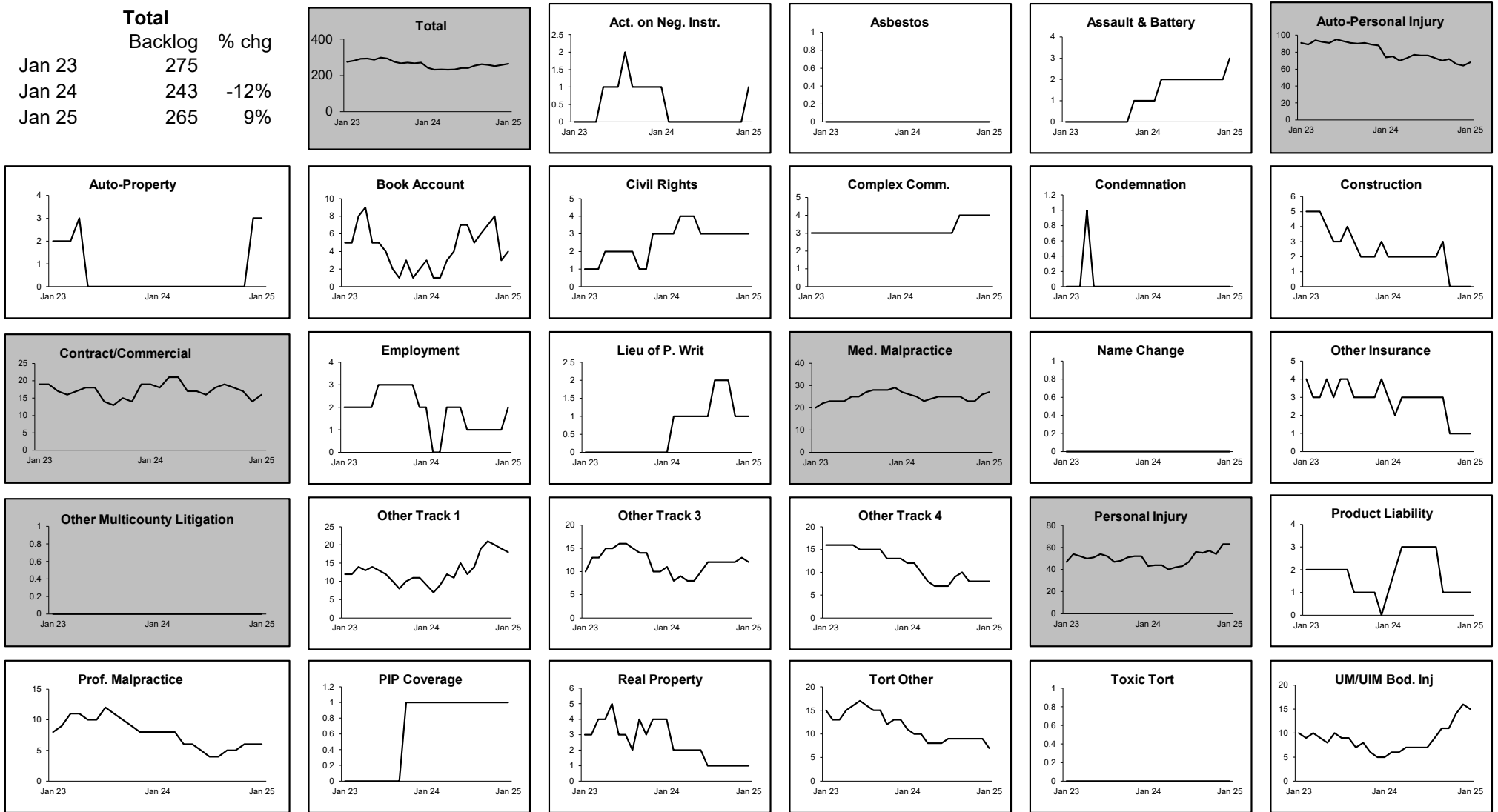
**CIVIL RESOLUTION SUMMARY BY CASETYPE
JULY 2024 - JANUARY 2025
GLOUCESTER**

	Trial			Summary					Total	Percent resolved by					
	Jury	Nonjury	Total	Judgment	Settlement	Default Judgment	Dismiss	Other		Trial	Sum Jud	Settle	Default J	Dismiss	Other
Act on Neg Inst	0	0	0	0	0	2	0	0	2	0%	0%	0%	100%	0%	0%
Asbestos	0	0	0	0	0	0	0	0	0	0%	0%	0%	0%	0%	0%
Assault & Bat	0	0	0	0	0	0	0	0	0	0%	0%	0%	0%	0%	0%
Auto - Pers Inj	4	0	4	2	89	0	111	10	216	2%	1%	41%	0%	51%	5%
Auto - Property	0	0	0	0	4	10	10	0	24	0%	0%	17%	42%	42%	0%
Book Account	0	1	1	3	36	44	50	1	135	1%	2%	27%	33%	37%	1%
Civil Rights	0	0	0	0	0	0	10	3	13	0%	0%	0%	0%	77%	23%
Complex Commerc	0	0	0	0	0	0	0	2	2	0%	0%	0%	0%	0%	100%
Condemnation	0	0	0	0	0	0	0	2	2	0%	0%	0%	0%	0%	100%
Construction	0	0	0	0	5	0	3	0	8	0%	0%	63%	0%	38%	0%
Contract/Commer	1	0	1	5	22	26	69	5	128	1%	4%	17%	20%	54%	4%
Employment	0	0	0	1	0	0	1	4	6	0%	17%	0%	0%	17%	67%
Lieu of P. Writ	0	0	0	0	1	0	10	2	13	0%	0%	8%	0%	77%	15%
Medical Malprac	0	0	0	0	4	0	3	0	7	0%	0%	57%	0%	43%	0%
Name Change	0	0	0	0	0	0	3	84	87	0%	0%	0%	0%	3%	97%
Other Insurance	0	0	0	0	2	1	3	0	6	0%	0%	33%	17%	50%	0%
Other MCL	0	0	0	0	0	0	0	0	0	0%	0%	0%	0%	0%	0%
Other Track 1	0	0	0	0	15	4	30	23	72	0%	0%	21%	6%	42%	32%
Other Track 3	0	0	0	0	8	1	17	8	34	0%	0%	24%	3%	50%	24%
Other Track 4	0	0	0	0	1	1	1	1	4	0%	0%	25%	25%	25%	25%
Personal Injury	0	0	0	3	36	7	58	11	115	0%	3%	31%	6%	50%	10%
Prod Liability	0	0	0	0	2	0	1	0	3	0%	0%	67%	0%	33%	0%
Prof Malpractic	0	0	0	0	2	1	3	0	6	0%	0%	33%	17%	50%	0%
PIP Coverage	0	0	0	0	0	0	3	0	3	0%	0%	0%	0%	100%	0%
Real Property	0	0	0	0	2	0	6	1	9	0%	0%	22%	0%	67%	11%
Tort Other	0	0	0	0	4	5	12	2	23	0%	0%	17%	22%	52%	9%
Toxic Tort	0	0	0	0	0	0	0	0	0	0%	0%	0%	0%	0%	0%
UM/UIM Bod Inj	0	0	0	0	8	0	8	1	17	0%	0%	47%	0%	47%	6%
Total	5	1	6	14	241	102	412	160	935	1%	1%	26%	11%	44%	17%



**CIVIL BACKLOG BY CASETYPE
JANUARY 2025
GLOUCESTER**

	Total	Backlog	% chg
Jan 23		275	
Jan 24		243	-12%
Jan 25		265	9%



1) Casetypes with the state's largest backlogs are highlighted.

2) Some Multicounty Litigation (MCL) cases were transferred in November 2014: Atlantic to Bergen = 8,935; Atlantic to Middlesex = 4,070.

CIVIL CASELOAD SUMMARY BY CASETYPE
JANUARY 2025
HUDSON

	Filings			Resolutions			Clearance		Backlog			Backlog Percent		Backlog Per 100 Monthly Filings		Active Pending		
	Jul 2023 to Jan 2024	Jul 2024 to Jan 2025	percent change	Jul 2023 to Jan 2024	Jul 2024 to Jan 2025	percent change	Jan 2025		Jan 2024	Jan 2025	percent change	Jan 2024	Jan 2025	Jan 2024	Jan 2025	Jan 2024	Jan 2025	percent change
							number	percent										
Act on Neg Inst	4	16	300%	2	6	200%	-10	38%	1	2	100%	25%	13%	240	109	4	15	275%
Asbestos	0	0	0%	0	0	0%	0	100%	0	0	0%	0%	0%	0	0	0	0	0%
Assault & Bat	6	10	67%	13	7	-46%	-3	70%	17	19	12%	53%	50%	1,855	1,267	32	38	19%
Auto - Pers Inj	1,015	1,102	9%	1,166	998	-14%	-104	91%	464	420	-9%	22%	19%	309	273	2,154	2,172	1%
Auto - Property	35	47	34%	49	51	4%	4	109%	2	6	200%	5%	13%	31	87	44	46	5%
Book Account	298	398	34%	235	345	47%	-53	87%	35	26	-26%	11%	7%	86	48	305	386	27%
Civil Rights	12	16	33%	5	14	180%	-2	88%	7	10	43%	29%	34%	467	480	24	29	21%
Complex Comme	13	11	-15%	6	8	33%	-3	73%	16	24	50%	33%	46%	768	1,516	49	52	6%
Condemnation	35	1	-97%	15	1	-93%	0	100%	5	9	80%	13%	13%	154	212	39	72	85%
Construction	19	11	-42%	12	18	50%	7	164%	10	9	-10%	25%	26%	400	450	40	35	-13%
Contract/Comme	356	437	23%	349	385	10%	-52	88%	94	94	0%	18%	15%	181	152	533	614	15%
Employment	6	5	-17%	9	6	-33%	1	120%	3	2	-33%	27%	13%	300	120	11	16	45%
Lieu of P. Writ	22	23	5%	15	29	93%	6	126%	35	41	17%	39%	46%	894	1,230	89	90	1%
Medical Malprac	17	24	41%	26	31	19%	7	129%	46	50	9%	46%	49%	1,840	1,333	101	103	2%
Name Change	155	159	3%	169	157	-7%	-2	99%	0	0	0%	0%	0%	0	0	28	46	64%
Other Insurance	11	21	91%	19	15	-21%	-6	71%	8	6	-25%	36%	20%	384	206	22	30	36%
Other MCL	0	0	0%	0	0	0%	0	100%	0	0	0%	0%	0%	0	0	0	0	0%
Other Track 1	123	152	24%	102	132	29%	-20	87%	44	38	-14%	27%	22%	251	185	162	170	5%
Other Track 3	94	70	-26%	101	71	-30%	1	101%	41	36	-12%	23%	21%	283	351	181	175	-3%
Other Track 4	13	20	54%	6	7	17%	-13	35%	21	16	-24%	51%	32%	1,680	686	41	50	22%
Personal Injury	426	377	-12%	401	389	-3%	12	103%	292	295	1%	27%	29%	485	539	1,073	1,018	-5%
Prod Liability	4	2	-50%	9	5	-44%	3	250%	5	7	40%	33%	70%	667	2,800	15	10	-33%
Prof Malpractic	15	12	-20%	17	20	18%	8	167%	23	12	-48%	47%	29%	1,255	720	49	41	-16%
PIP Coverage	8	5	-38%	7	7	0%	2	140%	2	3	50%	22%	43%	133	360	9	7	-22%
Real Property	16	11	-31%	23	10	-57%	-1	91%	7	8	14%	30%	36%	210	417	23	22	-4%
Tort Other	80	94	18%	92	93	1%	-1	99%	51	35	-31%	30%	24%	369	300	170	148	-13%
Toxic Tort	0	1		0	2		1	200%	1	0	-100%	50%	0%	0	0	2	0	-100%
UM/UIM Bod Inj	35	38	9%	45	37	-18%	-1	97%	22	11	-50%	28%	16%	400	206	80	67	-16%
Total	2,818	3,063	9%	2,893	2,844	-2%	-219	93%	1,252	1,179	-6%	24%	22%	305	272	5,280	5,452	3%

CIVIL BACKLOG SUMMARY BY CASETYPE

January 2025

HUDSON

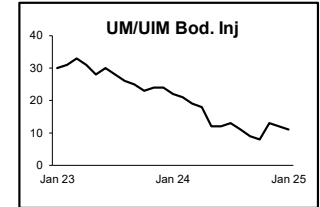
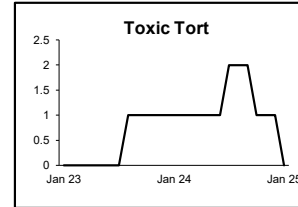
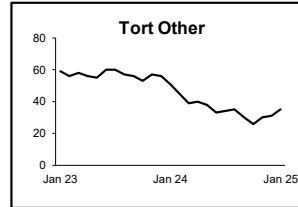
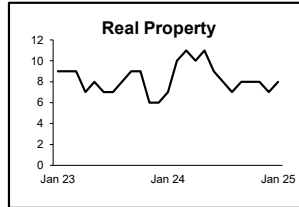
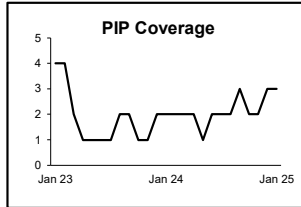
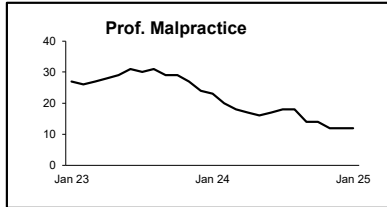
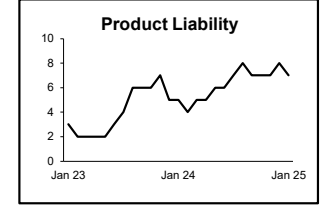
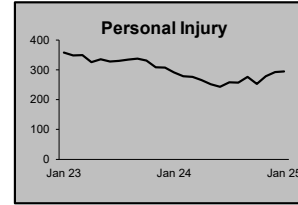
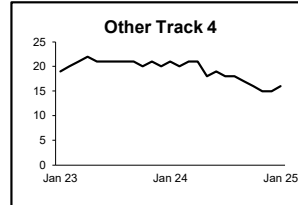
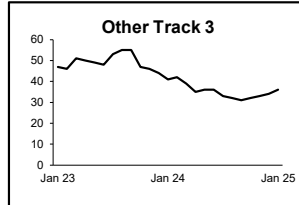
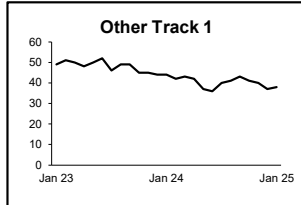
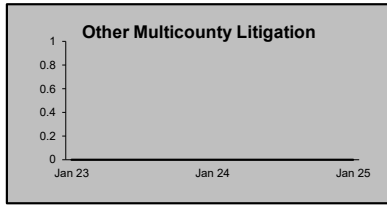
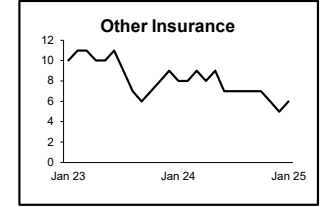

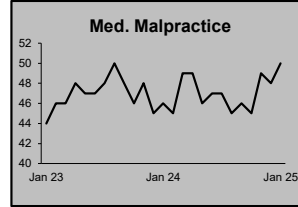
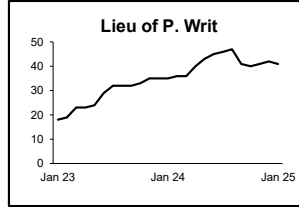
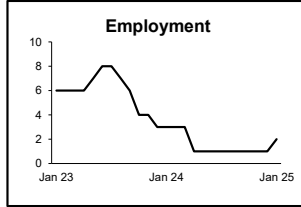
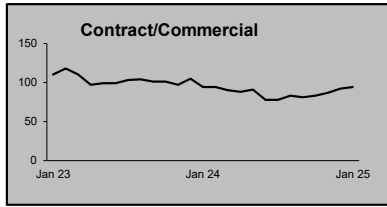
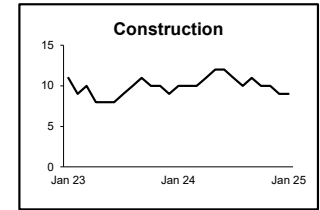
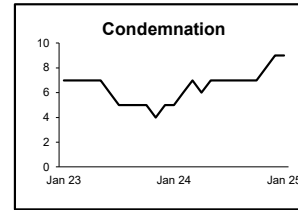
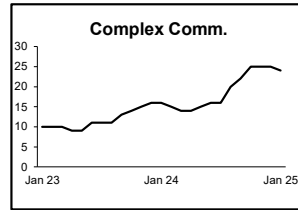
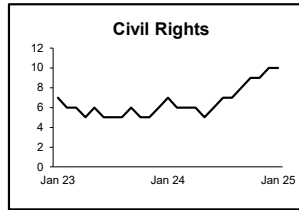
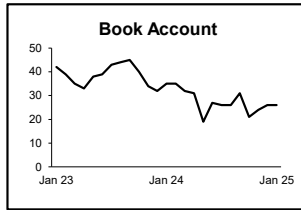
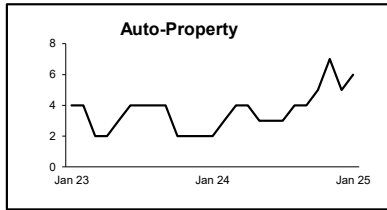
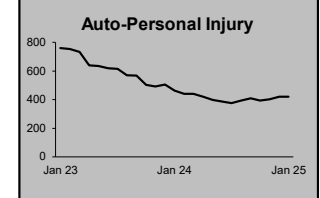
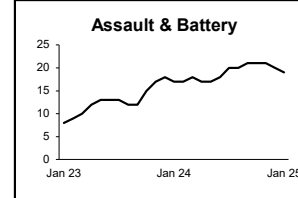
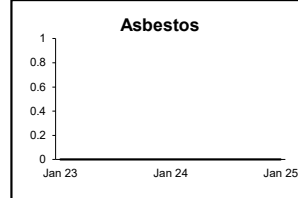
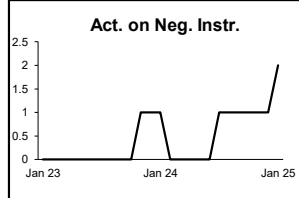
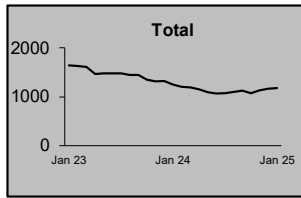
	Cases in Backlog															
	Track 1					Track 2				Track 3			Track 4			Total Backlog
	12 to 18 months	18 to 24 months	24 to 36 months	over 36 months	Total Track 1	18 to 24 months	24 to 36 months	over 36 months	Total Track 2	24 to 36 months	over 36 months	Total Track 3	24 to 36 months	over 36 months	Total Track 4	
Act on Neg Inst	2	0	0	0	2	0	0	0	0	0	0	0	0	0	0	2
Assault & Bat	0	0	0	0	0	0	0	0	0	0	0	0	0	0	0	0
Auto - Pers Inj	0	0	0	0	0	0	1	0	1	6	12	18	0	0	0	19
Auto - Property	0	0	0	0	0	235	142	43	420	0	0	0	0	0	0	420
Book Account	0	0	0	0	0	5	0	1	6	0	0	0	0	0	0	6
Civil Rights	17	4	1	3	25	0	0	0	0	0	0	0	0	1	1	26
Complex Comme	0	0	0	0	0	0	2	0	2	6	2	8	0	0	0	10
Condemnation	0	0	0	0	0	0	0	0	0	0	0	0	11	13	24	24
Construction	0	0	0	0	0	0	0	0	0	5	4	9	0	0	0	9
Contract/Comme	0	0	0	0	0	3	3	3	9	0	0	0	0	0	0	9
Employment	1	0	0	0	1	51	26	16	93	0	0	0	0	0	0	94
Lieu of P. Writ	0	0	0	0	0	1	0	1	2	0	0	0	0	0	0	2
Medical Malprac	0	0	0	0	0	0	0	0	0	0	0	0	16	25	41	41
Name Change	0	0	0	0	0	0	0	0	0	27	23	50	0	0	0	50
Other Insurance	0	0	0	0	0	0	0	0	0	0	0	0	0	0	0	0
Other MCL	1	3	1	1	6	0	0	0	0	0	0	0	0	0	0	6
Other Track 1	0	0	0	0	0	0	0	0	0	0	0	0	0	0	0	0
Other Track 3	13	8	8	6	35	2	1	0	3	0	0	0	0	0	0	38
Other Track 4	0	0	0	0	0	0	0	0	0	16	20	36	0	0	0	36
Personal Injury	0	0	0	0	0	0	0	0	0	0	0	0	4	12	16	16
Prod Liability	0	0	0	0	0	167	90	38	295	0	0	0	0	0	0	295
Prof Malpractic	0	0	0	0	0	0	0	0	0	3	4	7	0	0	0	7
PIP Coverage	0	0	0	0	0	0	0	0	0	4	8	12	0	0	0	12
Real Property	1	1	1	0	3	0	0	0	0	0	0	0	0	0	0	3
Tort Other	2	5	1	0	8	0	0	0	0	0	0	0	0	0	0	8
Toxic Tort	0	0	0	0	0	17	11	7	35	0	0	0	0	0	0	35
#REF!	0	0	0	0	0	0	0	0	0	0	0	0	0	0	0	0
UM/UIM Bod Inj	0	0	0	0	0	8	3	0	11	0	0	0	0	0	0	11
Total	37	21	12	10	80	489	279	109	877	67	73	140	31	51	82	1,179

**CIVIL RESOLUTION SUMMARY BY CASETYPE
JULY 2024 - JANUARY 2025
HUDSON**

	Trial			Summary					Total	Percent resolved by						Monthly Resolutions
	Jury	Nonjury	Total	Judgment	Settlement	Judgment	Dismiss	Other		Trial	Sum Jud	Settle	Default J	Dismiss	Other	
Act on Neg Inst	0	0	0	0	1	2	3	0	6	0%	0%	17%	33%	50%	0%	
Asbestos	0	0	0	0	0	0	0	0	0	0%	0%	0%	0%	0%	0%	
Assault & Bat	0	0	0	1	2	0	4	0	7	0%	14%	29%	0%	57%	0%	
Auto - Pers Inj	8	0	8	3	694	10	249	34	998	1%	0%	70%	1%	25%	3%	
Auto - Property	0	0	0	0	14	25	12	0	51	0%	0%	27%	49%	24%	0%	
Book Account	0	0	0	7	100	98	130	10	345	0%	2%	29%	28%	38%	3%	
Civil Rights	0	0	0	0	3	0	9	2	14	0%	0%	21%	0%	64%	14%	
Complex Commerc	0	0	0	0	4	1	1	2	8	0%	0%	50%	13%	13%	25%	
Condemnation	0	0	0	0	0	0	0	1	1	0%	0%	0%	0%	0%	100%	
Construction	0	0	0	0	9	2	5	2	18	0%	0%	50%	11%	28%	11%	
Contract/Commer	1	5	6	5	133	61	160	20	385	2%	1%	35%	16%	42%	5%	
Employment	0	0	0	0	4	0	2	0	6	0%	0%	67%	0%	33%	0%	
Lieu of P. Writ	0	2	2	0	7	0	17	3	29	7%	0%	24%	0%	59%	10%	
Medical Malprac	0	0	0	1	17	0	11	2	31	0%	3%	55%	0%	35%	6%	
Name Change	0	0	0	0	0	0	3	154	157	0%	0%	0%	0%	2%	98%	
Other Insurance	0	0	0	0	8	1	4	2	15	0%	0%	53%	7%	27%	13%	
Other MCL	0	0	0	0	0	0	0	0	0	0%	0%	0%	0%	0%	0%	
Other Track 1	0	0	0	2	56	7	30	37	132	0%	2%	42%	5%	23%	28%	
Other Track 3	1	1	2	2	40	1	20	6	71	3%	3%	56%	1%	28%	8%	
Other Track 4	0	0	0	0	5	1	1	0	7	0%	0%	71%	14%	14%	0%	
Personal Injury	1	0	1	7	261	4	83	33	389	0%	2%	67%	1%	21%	8%	
Prod Liability	0	0	0	0	3	0	0	2	5	0%	0%	60%	0%	0%	40%	
Prof Malprac	0	0	0	1	11	1	6	1	20	0%	5%	55%	5%	30%	5%	
PIP Coverage	0	0	0	0	4	0	2	1	7	0%	0%	57%	0%	29%	14%	
Real Property	1	0	1	0	3	1	4	1	10	10%	0%	30%	10%	40%	10%	
Tort Other	0	0	0	3	36	4	41	9	93	0%	3%	39%	4%	44%	10%	
Toxic Tort	1	0	1	0	1	0	0	0	2	50%	0%	50%	0%	0%	0%	
UM/UIM Bod Inj	0	0	0	0	29	0	7	1	37	0%	0%	78%	0%	19%	3%	
Total	13	8	21	32	1,445	219	804	323	2,844	1%	1%	51%	8%	28%	11%	

**CIVIL BACKLOG BY CASETYPE
JANUARY 2025
HUDSON**

	Total	Backlog	% chg
Jan 23		1,643	
Jan 24		1,252	-24%
Jan 25		1,179	-6%



1) Casetypes with the state's largest backlogs are highlighted.

2) Some Multicounty Litigation (MCL) cases were transferred in November 2014: Atlantic to Bergen = 8,935; Atlantic to Middlesex = 4,070.

CIVIL CASELOAD SUMMARY BY CASETYPE
JANUARY 2025
HUNTERDON

	Filings			Resolutions			Clearance		Backlog			Backlog Percent		Backlog Per 100 Monthly Filings		Active Pending		
	Jul 2023 to Jan 2024	Jul 2024 to Jan 2025	percent change	Jul 2023 to Jan 2024	Jul 2024 to Jan 2025	percent change	Jan 2025		Jan 2024	Jan 2025	percent change	Jan 2024	Jan 2025	Jan 2024	Jan 2025	Jan 2024	Jan 2025	percent change
	number	percent																
Act on Neg Inst	1	2	100%	1	0	-100%	-2	0%	1	1	0%	50%	33%	400	400	2	3	50%
Asbestos	0	0	0%	0	0	0%	0	100%	0	0	0%	0%	0%	0	0	0	0	0%
Assault & Bat	0	1		0	2		1	200%	9	9	0%	75%	82%	10,800	10,800	12	11	-8%
Auto - Pers Inj	43	61	42%	28	52	86%	-9	85%	46	34	-26%	38%	26%	756	425	120	129	8%
Auto - Property	7	4	-43%	2	6	200%	2	150%	1	0	-100%	11%	0%	120	0	9	7	-22%
Book Account	54	60	11%	37	77	108%	17	128%	10	7	-30%	18%	15%	152	76	56	48	-14%
Civil Rights	8	4	-50%	2	2	0%	-2	50%	10	13	30%	48%	65%	1,500	3,120	21	20	-5%
Complex Comme	0	1		0	2		1	200%	3	3	0%	33%	38%	1,200	1,800	9	8	-11%
Condemnation	1	0	-100%	1	1	0%	1	100%	0	0	0%	0%	0%	0	0	0	0	0%
Construction	7	1	-86%	4	8	100%	7	800%	2	1	-50%	20%	25%	240	400	10	4	-60%
Contract/Comme	55	61	11%	45	53	18%	-8	87%	22	19	-14%	27%	20%	290	217	82	94	15%
Employment	3	3	0%	0	2		-1	67%	0	1		0%	20%	0	300	5	5	0%
Lieu of P. Writ	2	3	50%	3	3	0%	0	100%	4	4	0%	40%	36%	960	1,200	10	11	10%
Medical Malprac	2	5	150%	1	4	300%	-1	80%	20	19	-5%	67%	58%	3,429	3,257	30	33	10%
Name Change	38	70	84%	23	62	170%	-8	89%	0	0	0%	0%	0%	0	0	28	21	-25%
Other Insurance	1	3	200%	2	1	-50%	-2	33%	1	0	-100%	50%	0%	400	0	2	2	0%
Other MCL	1	0	-100%	0	0	0%	0	100%	0	0	0%	0%	0%	0	0	1	0	-100%
Other Track 1	21	23	10%	14	25	79%	2	109%	5	4	-20%	19%	17%	171	107	26	24	-8%
Other Track 3	12	12	0%	13	12	-8%	0	100%	9	10	11%	26%	29%	432	667	34	34	0%
Other Track 4	0	25		2	1	-50%	-24	4%	3	3	0%	75%	10%	3,600	138	4	29	625%
Personal Injury	24	20	-17%	32	28	-13%	8	140%	33	26	-21%	44%	39%	990	891	75	66	-12%
Prod Liability	2	2	0%	8	0	-100%	-2	0%	0	0	0%	0%	0%	0	0	1	3	200%
Prof Malpractic	4	3	-25%	9	3	-67%	0	100%	3	4	33%	30%	33%	900	1,200	10	12	20%
PIP Coverage	0	1		0	1		0	100%	0	0	0%	0%	0%	0	0	0	1	
Real Property	3	4	33%	1	3	200%	-1	75%	3	3	0%	50%	50%	900	450	6	6	0%
Tort Other	9	11	22%	3	9	200%	-2	82%	10	9	-10%	43%	36%	667	635	23	25	9%
Toxic Tort	1	0	-100%	1	1	0%	1	100%	0	0	0%	0%	0%	0	0	0	1	
UM/UIM Bod Inj	2	2	0%	4	3	-25%	1	150%	4	3	-25%	67%	43%	1,600	600	6	7	17%
Total	301	382	27%	236	361	53%	-21	95%	199	173	-13%	34%	29%	470	337	582	604	4%

CIVIL BACKLOG SUMMARY BY CASETYPE

January 2025

HUNTERDON

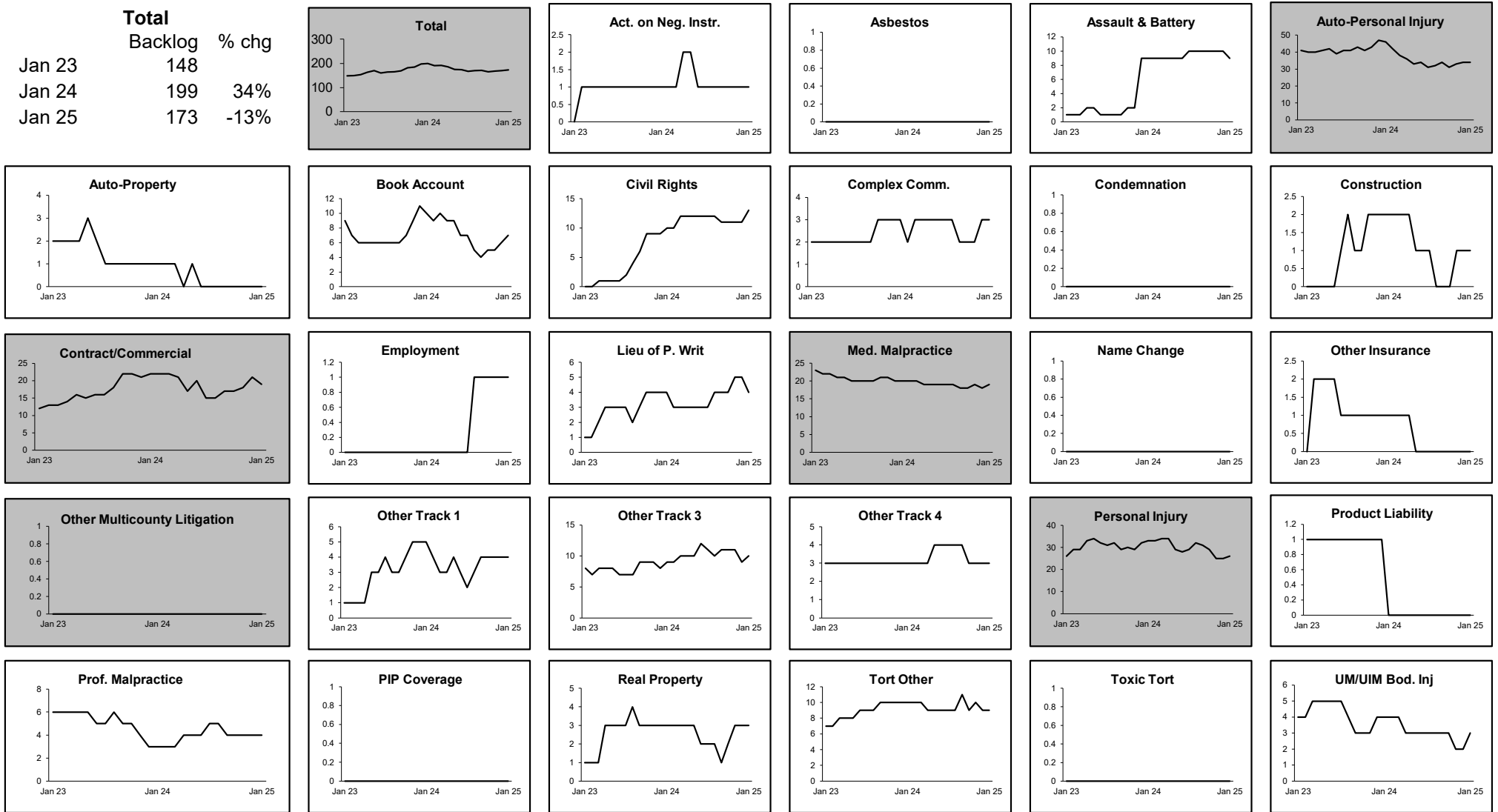
	Cases in Backlog															
	Track 1					Track 2				Track 3			Track 4			Total Backlog
	12 to 18 months	18 to 24 months	24 to 36 months	over 36 months	Total Track 1	18 to 24 months	24 to 36 months	over 36 months	Total Track 2	24 to 36 months	over 36 months	Total Track 3	24 to 36 months	over 36 months	Total Track 4	
Act on Neg Inst	0	1	0	0	1	0	0	0	0	0	0	0	0	0	0	1
Assault & Bat	0	0	0	0	0	0	0	0	0	0	0	0	0	0	0	0
Auto - Pers Inj	0	0	0	0	0	0	0	0	0	0	9	9	0	0	0	9
Auto - Property	0	0	0	0	0	20	10	4	34	0	0	0	0	0	0	34
Book Account	0	0	0	0	0	0	0	0	0	0	0	0	0	0	0	0
Civil Rights	4	0	2	1	7	0	0	0	0	0	0	0	0	0	0	7
Complex Comme	0	0	0	0	0	0	0	0	0	3	10	13	0	0	0	13
Condemnation	0	0	0	0	0	0	0	0	0	0	0	0	2	1	3	3
Construction	0	0	0	0	0	0	0	0	0	0	0	0	0	0	0	0
Contract/Comme	0	0	0	0	0	1	0	0	1	0	0	0	0	0	0	1
Employment	0	0	0	0	0	9	2	8	19	0	0	0	0	0	0	19
Lieu of P. Writ	0	0	0	0	0	1	0	0	1	0	0	0	0	0	0	1
Medical Malprac	0	0	0	0	0	0	0	0	0	0	0	0	1	3	4	4
Name Change	0	0	0	0	0	0	0	0	0	3	16	19	0	0	0	19
Other Insurance	0	0	0	0	0	0	0	0	0	0	0	0	0	0	0	0
Other MCL	0	0	0	0	0	0	0	0	0	0	0	0	0	0	0	0
Other Track 1	0	0	0	0	0	0	0	0	0	0	0	0	0	0	0	0
Other Track 3	2	0	2	0	4	0	0	0	0	0	0	0	0	0	0	4
Other Track 4	0	0	0	0	0	0	0	0	0	6	4	10	0	0	0	10
Personal Injury	0	0	0	0	0	0	0	0	0	0	0	0	0	3	3	3
Prod Liability	0	0	0	0	0	8	9	9	26	0	0	0	0	0	0	26
Prof Malpractic	0	0	0	0	0	0	0	0	0	0	0	0	0	0	0	0
PIP Coverage	0	0	0	0	0	0	0	0	0	2	2	4	0	0	0	4
Real Property	0	0	0	0	0	0	0	0	0	0	0	0	0	0	0	0
Tort Other	2	0	1	0	3	0	0	0	0	0	0	0	0	0	0	3
Toxic Tort	0	0	0	0	0	4	1	4	9	0	0	0	0	0	0	9
#REF!	0	0	0	0	0	0	0	0	0	0	0	0	0	0	0	0
UM/UIM Bod Inj	0	0	0	0	0	1	1	1	3	0	0	0	0	0	0	3
Total	8	1	5	1	15	44	23	26	93	14	41	55	3	7	10	173

**CIVIL RESOLUTION SUMMARY BY CASETYPE
JULY 2024 - JANUARY 2025
HUNTERDON**

	Trial			Summary					Total	Percent resolved by						Monthly Resolutions
	Jury	Nonjury	Total	Judgment	Settlement	Default Judgment	Dismiss	Other		Trial	Sum Jud	Settle	Default J	Dismiss	Other	
Act on Neg Inst	0	0	0	0	0	0	0	0	0	0%	0%	0%	0%	0%	0%	
Asbestos	0	0	0	0	0	0	0	0	0	0%	0%	0%	0%	0%	0%	
Assault & Bat	0	0	0	0	1	0	1	0	2	0%	0%	50%	0%	50%	0%	
Auto - Pers Inj	2	0	2	0	16	1	28	5	52	4%	0%	31%	2%	54%	10%	
Auto - Property	0	0	0	0	1	1	4	0	6	0%	0%	17%	17%	67%	0%	
Book Account	0	0	0	4	27	22	22	2	77	0%	5%	35%	29%	29%	3%	
Civil Rights	0	0	0	0	0	0	2	0	2	0%	0%	0%	0%	100%	0%	
Complex Commerc	0	0	0	0	1	0	1	0	2	0%	0%	50%	0%	50%	0%	
Condemnation	0	0	0	0	0	0	0	1	1	0%	0%	0%	0%	0%	100%	
Construction	0	0	0	0	0	0	8	0	8	0%	0%	0%	0%	100%	0%	
Contract/Commer	0	0	0	4	14	3	31	1	53	0%	8%	26%	6%	58%	2%	
Employment	0	0	0	0	0	0	0	2	2	0%	0%	0%	0%	0%	100%	
Lieu of P. Writ	1	0	1	0	0	0	2	0	3	33%	0%	0%	0%	67%	0%	
Medical Malprac	0	0	0	0	2	0	2	0	4	0%	0%	50%	0%	50%	0%	
Name Change	0	0	0	0	0	0	5	57	62	0%	0%	0%	0%	8%	92%	
Other Insurance	0	0	0	0	0	0	1	0	1	0%	0%	0%	0%	100%	0%	
Other MCL	0	0	0	0	0	0	0	0	0	0%	0%	0%	0%	0%	0%	
Other Track 1	0	0	0	1	5	0	11	8	25	0%	4%	20%	0%	44%	32%	
Other Track 3	0	0	0	0	5	0	5	2	12	0%	0%	42%	0%	42%	17%	
Other Track 4	0	0	0	0	1	0	0	0	1	0%	0%	100%	0%	0%	0%	
Personal Injury	1	0	1	0	10	1	13	3	28	4%	0%	36%	4%	46%	11%	
Prod Liability	0	0	0	0	0	0	0	0	0	0%	0%	0%	0%	0%	0%	
Prof Malpractic	0	0	0	0	2	0	1	0	3	0%	0%	67%	0%	33%	0%	
PIP Coverage	0	0	0	0	1	0	0	0	1	0%	0%	100%	0%	0%	0%	
Real Property	0	0	0	0	1	0	1	1	3	0%	0%	33%	0%	33%	33%	
Tort Other	0	0	0	1	1	0	7	0	9	0%	11%	11%	0%	78%	0%	
Toxic Tort	0	0	0	0	0	0	1	0	1	0%	0%	0%	0%	100%	0%	
UM/UIM Bod Inj	0	0	0	0	0	0	3	0	3	0%	0%	0%	0%	100%	0%	
Total	4	0	4	10	88	28	149	82	361	1%	3%	24%	8%	41%	23%	

**CIVIL BACKLOG BY CASETYPE
JANUARY 2025
HUNTERDON**

	Total	Backlog	% chg
Jan 23		148	
Jan 24		199	34%
Jan 25		173	-13%



1) Casetypes with the state's largest backlogs are highlighted.

2) Some Multicounty Litigation (MCL) cases were transferred in November 2014: Atlantic to Bergen = 8,935; Atlantic to Middlesex = 4,070.

CIVIL CASELOAD SUMMARY BY CASETYPE
JANUARY 2025
MERCER

	Filings			Resolutions			Clearance		Backlog			Backlog Percent		Backlog Per 100 Monthly Filings		Active Pending		
	Jul 2023 to Jan 2024	Jul 2024 to Jan 2025	percent change	Jul 2023 to Jan 2024	Jul 2024 to Jan 2025	percent change	Jan 2025		Jan 2024	Jan 2025	percent change	Jan 2024	Jan 2025	Jan 2024	Jan 2025	Jan 2024	Jan 2025	percent change
	number	percent																
Act on Neg Inst	2	2	0%	4	1	-75%	-1	50%	0	0	0%	0%	0%	0	0	2	2	0%
Asbestos	0	0	0%	0	0	0%	0	100%	0	0	0%	0%	0%	0	0	0	0	0%
Assault & Bat	7	7	0%	6	8	33%	1	114%	86	86	0%	86%	89%	11,467	11,467	100	97	-3%
Auto - Pers Inj	364	420	15%	430	343	-20%	-77	82%	227	195	-14%	28%	23%	423	330	798	849	6%
Auto - Property	40	26	-35%	20	35	75%	9	135%	2	2	0%	5%	7%	43	56	44	29	-34%
Book Account	185	233	26%	158	216	37%	-17	93%	5	6	20%	3%	3%	20	20	150	181	21%
Civil Rights	22	37	68%	24	22	-8%	-15	59%	47	54	15%	52%	50%	1,312	1,137	90	109	21%
Complex Comme	7	3	-57%	9	3	-67%	0	100%	5	9	80%	21%	43%	333	2,160	24	21	-13%
Condemnation	0	2		1	0	-100%	-2	0%	2	2	0%	67%	40%	800	1,200	3	5	67%
Construction	14	6	-57%	11	9	-18%	3	150%	11	7	-36%	37%	35%	660	600	30	20	-33%
Contract/Comme	205	214	4%	227	197	-13%	-17	92%	34	34	0%	13%	12%	106	106	269	286	6%
Employment	11	10	-9%	12	10	-17%	0	100%	3	3	0%	19%	21%	189	240	16	14	-13%
Lieu of P. Writ	16	14	-13%	10	13	30%	-1	93%	1	1	0%	6%	6%	50	52	17	18	6%
Medical Malprac	28	18	-36%	19	21	11%	3	117%	45	43	-4%	41%	41%	1,227	1,259	109	106	-3%
Name Change	57	96	68%	58	83	43%	-13	86%	1	0	-100%	8%	0%	11	0	13	32	146%
Other Insurance	10	11	10%	10	13	30%	2	118%	6	7	17%	30%	41%	343	525	20	17	-15%
Other MCL	6	0	-100%	6	0	-100%	0	100%	0	0	0%	0%	0%	0	0	0	0	0%
Other Track 1	119	120	1%	119	111	-7%	-9	93%	35	40	14%	26%	27%	211	211	136	147	8%
Other Track 3	86	71	-17%	76	96	26%	25	135%	67	67	0%	29%	28%	551	515	229	236	3%
Other Track 4	19	15	-21%	13	8	-38%	-7	53%	8	10	25%	28%	38%	436	667	29	26	-10%
Personal Injury	186	202	9%	183	204	11%	2	101%	210	197	-6%	38%	36%	785	714	549	552	1%
Prod Liability	4	4	0%	1	4	300%	0	100%	5	3	-40%	38%	25%	600	600	13	12	-8%
Prof Malpractic	16	14	-13%	21	19	-10%	5	136%	15	16	7%	34%	33%	600	686	44	48	9%
PIP Coverage	2	1	-50%	4	4	0%	3	400%	1	0	-100%	33%	0%	240	0	3	1	-67%
Real Property	5	8	60%	7	7	0%	-1	88%	1	0	-100%	17%	0%	133	0	6	4	-33%
Tort Other	44	36	-18%	51	37	-27%	1	103%	60	56	-7%	52%	53%	900	1,050	116	106	-9%
Toxic Tort	0	3		0	1		-2	33%	2	2	0%	50%	40%	800		4	5	25%
UM/UIM Bod Inj	33	35	6%	43	32	-26%	-3	91%	14	16	14%	24%	26%	285	362	59	62	5%
Total	1,488	1,608	8%	1,523	1,497	-2%	-111	93%	893	856	-4%	31%	29%	414	375	2,873	2,985	4%

CIVIL BACKLOG SUMMARY BY CASETYPE

January 2025

MERCER

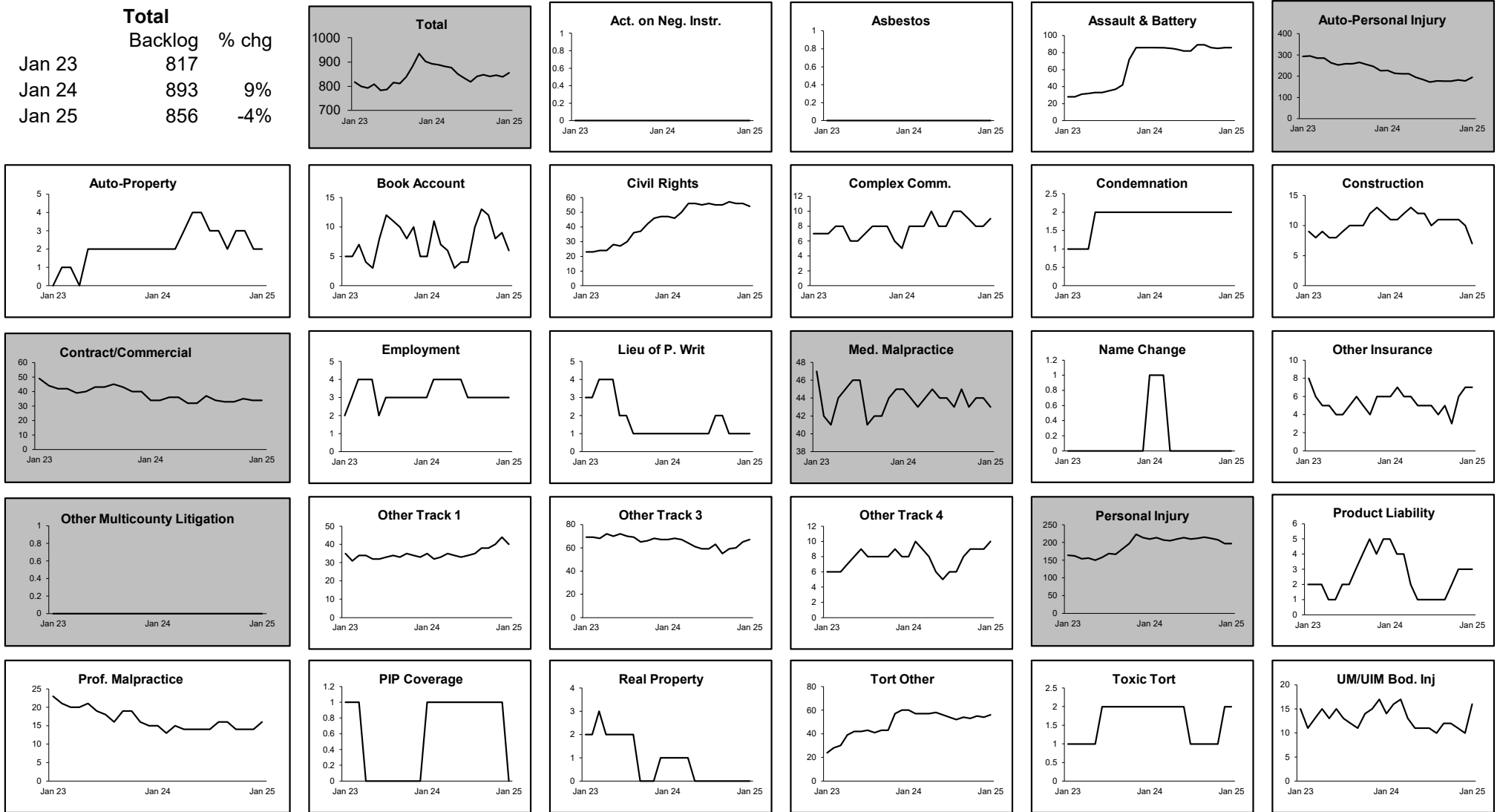
	Cases in Backlog															
	Track 1					Track 2				Track 3			Track 4			Total Backlog
	12 to 18 months	18 to 24 months	24 to 36 months	over 36 months	Total Track 1	18 to 24 months	24 to 36 months	over 36 months	Total Track 2	24 to 36 months	over 36 months	Total Track 3	24 to 36 months	over 36 months	Total Track 4	
Act on Neg Inst	0	0	0	0	0	0	0	0	0	0	0	0	0	0	0	0
Assault & Bat	0	0	0	0	0	0	0	0	0	0	0	0	0	0	0	0
Auto - Pers Inj	0	0	0	0	0	0	0	0	0	8	78	86	0	0	0	86
Auto - Property	0	0	0	0	0	83	64	48	195	0	0	0	0	0	0	195
Book Account	0	0	0	0	0	1	1	0	2	0	0	0	0	0	0	2
Civil Rights	0	0	0	0	0	2	3	1	6	0	0	0	0	0	0	6
Complex Comme	0	0	0	0	0	0	0	0	0	15	36	51	0	3	3	54
Condemnation	0	0	0	0	0	0	0	0	0	0	0	0	4	5	9	9
Construction	0	0	0	1	1	0	0	0	0	0	1	1	0	0	0	2
Contract/Comme	0	0	0	0	0	0	4	3	7	0	0	0	0	0	0	7
Employment	0	0	0	0	0	12	12	10	34	0	0	0	0	0	0	34
Lieu of P. Writ	0	0	0	0	0	0	3	0	3	0	0	0	0	0	0	3
Medical Malprac	0	0	0	0	0	0	0	0	0	0	0	0	1	0	1	1
Name Change	0	0	0	0	0	0	0	0	0	22	21	43	0	0	0	43
Other Insurance	0	0	0	0	0	0	0	0	0	0	0	0	0	0	0	0
Other MCL	0	0	0	0	0	4	1	2	7	0	0	0	0	0	0	7
Other Track 1	0	0	0	0	0	0	0	0	0	0	0	0	0	0	0	0
Other Track 3	6	1	2	1	10	4	5	1	10	0	19	19	0	1	1	40
Other Track 4	0	0	0	0	0	0	0	0	0	30	37	67	0	0	0	67
Personal Injury	0	0	0	0	0	0	0	0	0	0	0	0	8	2	10	10
Prod Liability	0	0	0	0	0	48	48	32	128	2	67	69	0	0	0	197
Prof Malpractic	0	0	0	0	0	0	0	0	0	2	1	3	0	0	0	3
PIP Coverage	0	0	0	0	0	0	0	0	0	7	9	16	0	0	0	16
Real Property	0	0	0	0	0	0	0	0	0	0	0	0	0	0	0	0
Tort Other	0	0	0	0	0	0	0	0	0	0	0	0	0	0	0	0
Toxic Tort	0	0	0	0	0	7	5	7	19	0	37	37	0	0	0	56
#REF!	0	0	0	0	0	0	0	0	0	1	1	2	0	0	0	2
UM/UIM Bod Inj	0	0	0	0	0	11	4	1	16	0	0	0	0	0	0	16
Total	6	1	2	2	11	172	150	105	427	87	307	394	13	11	24	856

**CIVIL RESOLUTION SUMMARY BY CASETYPE
JULY 2024 - JANUARY 2025
MERCER**

	Trial			Summary					Total	Percent resolved by						Monthly Resolutions
	Jury	Nonjury	Total	Judgment	Settlement	Default Judgment	Dismiss	Other		Trial	Sum Jud	Settle	Default J	Dismiss	Other	
Act on Neg Inst	0	0	0	0	0	0	1	0	1	0%	0%	0%	0%	100%	0%	
Asbestos	0	0	0	0	0	0	0	0	0	0%	0%	0%	0%	0%	0%	
Assault & Bat	0	0	0	1	2	0	5	0	8	0%	13%	25%	0%	63%	0%	
Auto - Pers Inj	1	0	1	3	193	6	127	13	343	0%	1%	56%	2%	37%	4%	
Auto - Property	0	0	0	1	11	15	7	1	35	0%	3%	31%	43%	20%	3%	
Book Account	0	0	0	0	47	95	71	3	216	0%	0%	22%	44%	33%	1%	
Civil Rights	0	0	0	0	5	0	10	7	22	0%	0%	23%	0%	45%	32%	
Complex Commerc	0	0	0	0	2	0	1	0	3	0%	0%	67%	0%	33%	0%	
Condemnation	0	0	0	0	0	0	0	0	0	0%	0%	0%	0%	0%	0%	
Construction	0	0	0	0	5	2	1	1	9	0%	0%	56%	22%	11%	11%	
Contract/Commer	1	3	4	7	39	32	106	9	197	2%	4%	20%	16%	54%	5%	
Employment	0	0	0	0	4	1	2	3	10	0%	0%	40%	10%	20%	30%	
Lieu of P. Writ	0	0	0	0	1	1	9	2	13	0%	0%	8%	8%	69%	15%	
Medical Malprac	2	0	2	1	12	0	6	0	21	10%	5%	57%	0%	29%	0%	
Name Change	0	0	0	0	0	0	6	77	83	0%	0%	0%	0%	7%	93%	
Other Insurance	0	0	0	1	4	0	6	2	13	0%	8%	31%	0%	46%	15%	
Other MCL	0	0	0	0	0	0	0	0	0	0%	0%	0%	0%	0%	0%	
Other Track 1	0	1	1	2	18	3	54	33	111	1%	2%	16%	3%	49%	30%	
Other Track 3	1	0	1	3	39	1	34	18	96	1%	3%	41%	1%	35%	19%	
Other Track 4	0	0	0	0	3	4	1	0	8	0%	0%	38%	50%	13%	0%	
Personal Injury	1	0	1	6	119	0	65	13	204	0%	3%	58%	0%	32%	6%	
Prod Liability	0	0	0	0	3	0	1	0	4	0%	0%	75%	0%	25%	0%	
Prof Malpractic	0	0	0	1	8	0	8	2	19	0%	5%	42%	0%	42%	11%	
PIP Coverage	0	0	0	0	2	0	1	1	4	0%	0%	50%	0%	25%	25%	
Real Property	0	0	0	0	0	0	6	1	7	0%	0%	0%	0%	86%	14%	
Tort Other	0	1	1	0	11	5	16	4	37	3%	0%	30%	14%	43%	11%	
Toxic Tort	0	0	0	0	1	0	0	0	1	0%	0%	100%	0%	0%	0%	
UM/UIM Bod Inj	0	0	0	0	15	0	15	2	32	0%	0%	47%	0%	47%	6%	
Total	6	5	11	26	544	165	559	192	1,497	1%	2%	36%	11%	37%	13%	

**CIVIL BACKLOG BY CASETYPE
JANUARY 2025
MERCER**

	Total	Backlog	% chg
Jan 23		817	
Jan 24		893	9%
Jan 25		856	-4%



1) Casetypes with the state's largest backlogs are highlighted.

2) Some Multicounty Litigation (MCL) cases were transferred in November 2014: Atlantic to Bergen = 8,935; Atlantic to Middlesex = 4,070.

CIVIL CASELOAD SUMMARY BY CASETYPE
JANUARY 2025
MIDDLESEX

	Filings			Resolutions			Clearance		Backlog			Backlog Percent		Backlog Per 100		Active Pending		
	Jul 2023	Jul 2024	percent change	Jul 2023	Jul 2024	percent change	Jan 2025		Jan 2024	Jan 2025	percent change	Jan 2024	Jan 2025	Monthly Filings		Jan 2024	Jan 2025	percent change
	to Jan 2024	to Jan 2025		to Jan 2024	to Jan 2025		number	percent						Jan 2024	Jan 2025			
Act on Neg Inst	9	11	22%	3	9	200%	-2	82%	0	1		0%	14%	0	86	8	7	-13%
Asbestos	140	69	-51%	96	128	33%	59	186%	536	388	-28%	61%	63%	2,391	4,084	878	612	-30%
Assault & Bat	8	13	63%	5	12	140%	-1	92%	33	29	-12%	60%	57%	2,475	1,933	55	51	-7%
Auto - Pers Inj	1,772	1,751	-1%	1,690	1,681	-1%	-70	96%	924	910	-2%	23%	23%	362	351	3,948	4,027	2%
Auto - Property	49	52	6%	38	50	32%	-2	96%	8	7	-13%	12%	10%	120	97	69	71	3%
Book Account	393	504	28%	321	426	33%	-78	85%	15	13	-13%	4%	3%	28	19	357	413	16%
Civil Rights	26	15	-42%	15	20	33%	5	133%	19	16	-16%	38%	31%	633	519	50	52	4%
Complex Comme	14	19	36%	19	12	-37%	-7	63%	30	23	-23%	57%	41%	1,200	1,104	53	56	6%
Condemnation	14	17	21%	15	21	40%	4	124%	1	1	0%	6%	8%	44	38	17	13	-24%
Construction	18	16	-11%	11	11	0%	-5	69%	14	7	-50%	38%	18%	579	290	37	38	3%
Contract/Comme	556	604	9%	522	551	6%	-53	91%	58	62	7%	9%	8%	71	72	667	740	11%
Employment	26	26	0%	22	18	-18%	-8	69%	6	9	50%	17%	21%	171	277	35	42	20%
Lieu of P. Writ	24	10	-58%	15	25	67%	15	250%	8	5	-38%	20%	17%	209	286	40	29	-28%
Medical Malprac	52	43	-17%	69	72	4%	29	167%	109	144	32%	37%	56%	1,521	2,033	293	255	-13%
Name Change	164	208	27%	150	156	4%	-52	75%	0	0	0%	0%	0%	0	0	46	83	80%
Other Insurance	27	35	30%	28	20	-29%	-15	57%	7	6	-14%	24%	16%	215	138	29	37	28%
Other MCL	15	30	100%	60	151	152%	121	503%	3,945	3,846	-3%	99%	99%	107,591	112,566	3,985	3,869	-3%
Other Track 1	177	186	5%	175	198	13%	12	106%	26	18	-31%	14%	10%	98	62	190	172	-9%
Other Track 3	183	145	-21%	121	170	40%	25	117%	42	42	0%	13%	13%	177	204	329	318	-3%
Other Track 4	4	22	450%	9	5	-44%	-17	23%	14	12	-14%	58%	30%	1,400	480	24	40	67%
Personal Injury	630	543	-14%	583	572	-2%	29	105%	418	467	12%	26%	31%	465	588	1,592	1,493	-6%
Prod Liability	19	21	11%	26	19	-27%	-2	90%	16	29	81%	29%	45%	417	1,055	56	65	16%
Prof Malpractic	22	28	27%	29	27	-7%	-1	96%	13	14	8%	19%	19%	446	343	67	74	10%
PIP Coverage	13	8	-38%	15	7	-53%	-1	88%	0	3		0%	27%	0	257	12	11	-8%
Real Property	12	16	33%	7	18	157%	2	113%	1	5	400%	7%	33%	50	200	15	15	0%
Tort Other	67	73	9%	85	74	-13%	1	101%	35	26	-26%	30%	19%	339	220	115	134	17%
Toxic Tort	2	1	-50%	2	2	0%	1	200%	0	3		0%	38%	0	1,800	7	8	14%
UM/UIM Bod Inj	120	113	-6%	119	124	4%	11	110%	51	56	10%	20%	25%	296	357	259	226	-13%
Total	4,556	4,579	1%	4,250	4,579	8%	0	100%	6,329	6,142	-3%	48%	47%	963	931	13,233	12,951	-2%

CIVIL BACKLOG SUMMARY BY CASETYPE

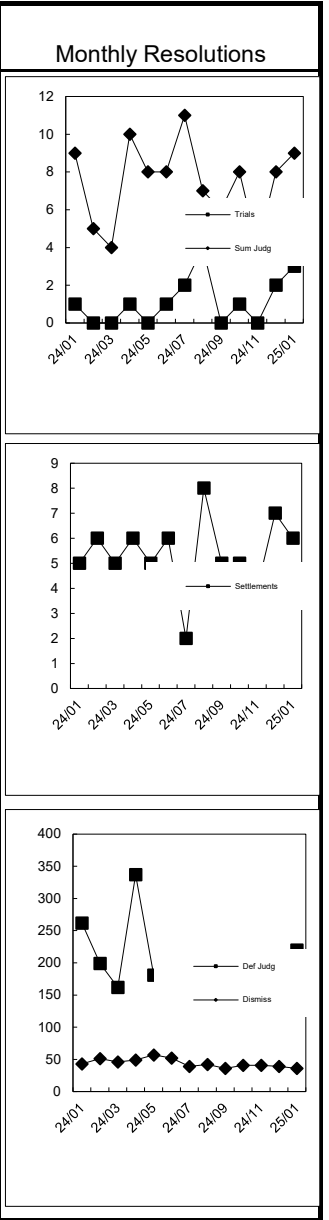
January 2025

MIDDLESEX

	Cases in Backlog															
	Track 1					Track 2				Track 3			Track 4			Total Backlog
	12 to 18 months	18 to 24 months	24 to 36 months	over 36 months	Total Track 1	18 to 24 months	24 to 36 months	over 36 months	Total Track 2	24 to 36 months	over 36 months	Total Track 3	24 to 36 months	over 36 months	Total Track 4	
Act on Neg Inst	1	0	0	0	1	0	0	0	0	0	0	0	0	0	0	1
Assault & Bat	0	0	0	0	0	0	0	0	0	0	0	0	84	304	388	388
Auto - Pers Inj	0	0	0	0	0	0	0	0	0	4	25	29	0	0	0	29
Auto - Property	0	0	0	0	0	488	316	106	910	0	0	0	0	0	0	910
Book Account	0	0	0	0	0	3	3	1	7	0	0	0	0	0	0	7
Civil Rights	9	4	0	0	13	0	0	0	0	0	0	0	0	0	0	13
Complex Comme	0	0	0	0	0	0	0	0	0	5	11	16	0	0	0	16
Condemnation	0	0	0	0	0	0	0	0	0	0	0	0	5	18	23	23
Construction	0	0	0	0	0	0	0	0	0	0	1	1	0	0	0	1
Contract/Comme	0	0	0	0	0	3	2	2	7	0	0	0	0	0	0	7
Employment	0	0	0	0	0	40	14	8	62	0	0	0	0	0	0	62
Lieu of P. Writ	0	0	0	0	0	4	3	2	9	0	0	0	0	0	0	9
Medical Malprac	0	0	0	0	0	0	0	0	0	0	0	0	1	4	5	5
Name Change	0	0	0	0	0	0	0	0	0	93	51	144	0	0	0	144
Other Insurance	0	0	0	0	0	0	0	0	0	0	0	0	0	0	0	0
Other MCL	4	1	1	0	6	0	0	0	0	0	0	0	0	0	0	6
Other Track 1	0	0	0	0	0	0	0	0	0	0	0	0	26	3,820	3,846	3,846
Other Track 3	5	4	4	1	14	2	2	0	4	0	0	0	0	0	0	18
Other Track 4	0	0	0	0	0	0	0	0	0	28	14	42	0	0	0	42
Personal Injury	0	0	0	0	0	0	0	0	0	0	0	0	1	11	12	12
Prod Liability	0	0	0	0	0	239	180	48	467	0	0	0	0	0	0	467
Prof Malpractic	0	0	0	0	0	0	0	0	0	19	10	29	0	0	0	29
PIP Coverage	0	0	0	0	0	0	0	0	0	11	3	14	0	0	0	14
Real Property	1	2	0	0	3	0	0	0	0	0	0	0	0	0	0	3
Tort Other	2	2	0	1	5	0	0	0	0	0	0	0	0	0	0	5
Toxic Tort	0	0	0	0	0	13	8	5	26	0	0	0	0	0	0	26
#REF!	0	0	0	0	0	0	0	0	0	3	0	3	0	0	0	3
UM/UIM Bod Inj	0	0	0	0	0	29	22	5	56	0	0	0	0	0	0	56
Total	22	13	5	2	42	821	550	177	1,548	163	115	278	117	4,157	4,274	6,142

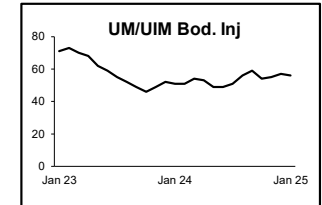
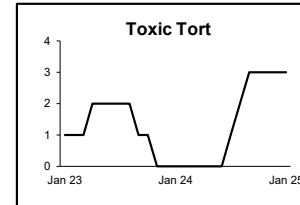
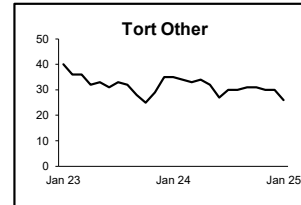
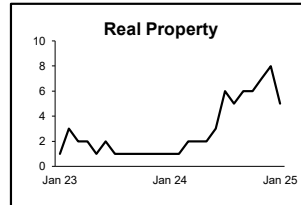
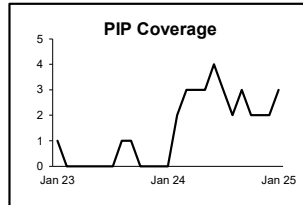
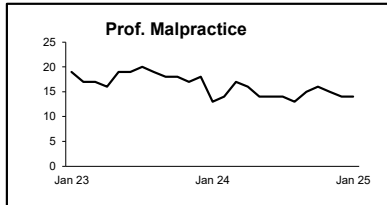
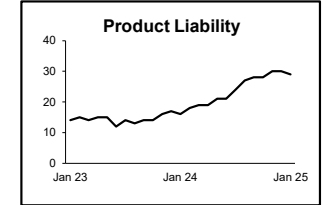
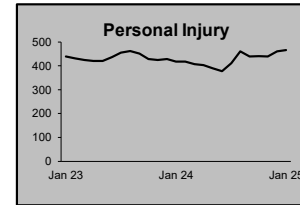
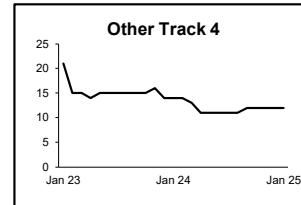
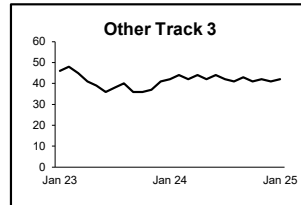
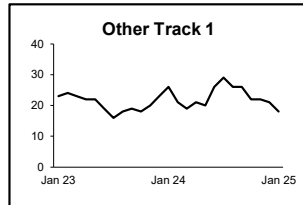
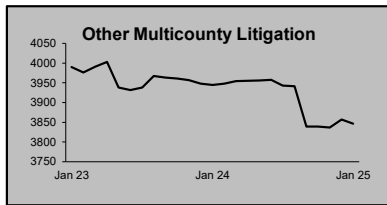
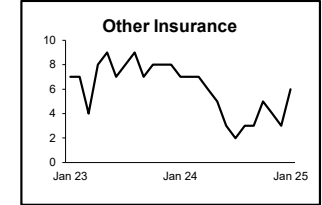

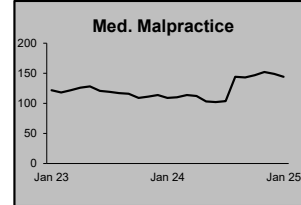
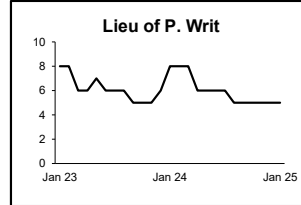
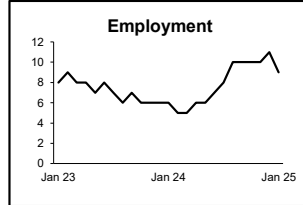
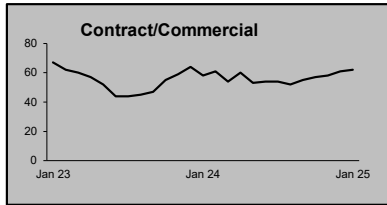
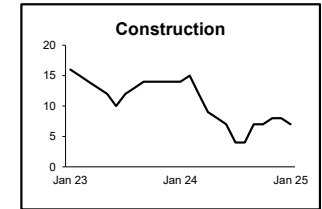
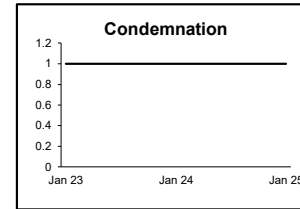
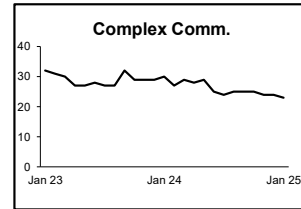
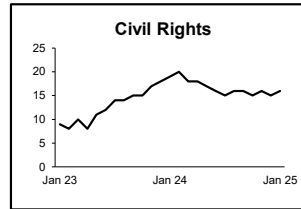
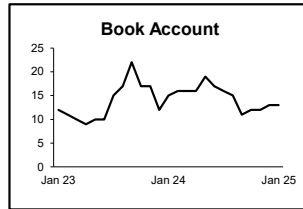
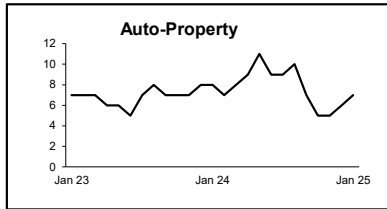
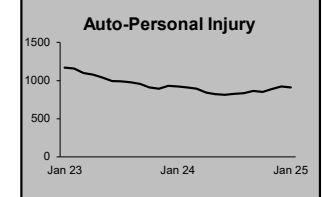
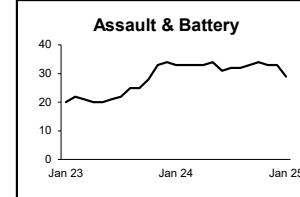
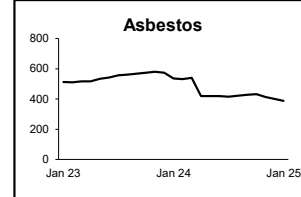
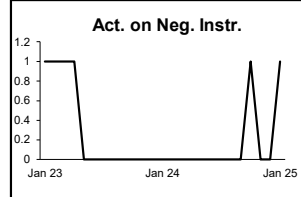
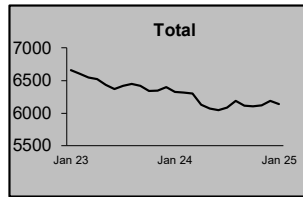
**CIVIL RESOLUTION SUMMARY BY CASETYPE
JULY 2024 - JANUARY 2025
MIDDLESEX**

	Trial			Summary					Total	Percent resolved by					
	Jury	Nonjury	Total	Judgment	Settlement	Default Judgment	Dismiss	Other		Trial	Sum Jud	Settle	Default J	Dismiss	Other
Act on Neg Inst	0	0	0	1	0	5	2	1	9	0%	11%	0%	56%	22%	11%
Asbestos	0	0	0	0	113	0	13	2	128	0%	0%	88%	0%	10%	2%
Assault & Bat	0	0	0	0	6	0	6	0	12	0%	0%	50%	0%	50%	0%
Auto - Pers Inj	24	0	24	2	468	3	1,075	109	1,681	1%	0%	28%	0%	64%	6%
Auto - Property	0	0	0	1	9	12	28	0	50	0%	2%	18%	24%	56%	0%
Book Account	0	2	2	16	71	137	190	10	426	0%	4%	17%	32%	45%	2%
Civil Rights	0	0	0	0	4	0	13	3	20	0%	0%	20%	0%	65%	15%
Complex Commerc	0	0	0	0	3	1	5	3	12	0%	0%	25%	8%	42%	25%
Condemnation	0	0	0	0	3	0	5	13	21	0%	0%	14%	0%	24%	62%
Construction	0	0	0	0	5	1	5	0	11	0%	0%	45%	9%	45%	0%
Contract/Commer	0	4	4	8	82	91	334	32	551	1%	1%	15%	17%	61%	6%
Employment	0	0	0	0	5	0	11	2	18	0%	0%	28%	0%	61%	11%
Lieu of P. Writ	0	3	3	3	2	0	16	1	25	12%	12%	8%	0%	64%	4%
Medical Malprac	4	0	4	0	27	0	32	9	72	6%	0%	38%	0%	44%	13%
Name Change	0	0	0	0	0	0	29	127	156	0%	0%	0%	0%	19%	81%
Other Insurance	0	0	0	1	3	1	12	3	20	0%	5%	15%	5%	60%	15%
Other MCL	0	0	0	0	0	0	148	3	151	0%	0%	0%	0%	98%	2%
Other Track 1	0	1	1	2	24	11	113	47	198	1%	1%	12%	6%	57%	24%
Other Track 3	3	0	3	0	42	1	105	19	170	2%	0%	25%	1%	62%	11%
Other Track 4	0	0	0	0	2	1	2	0	5	0%	0%	40%	20%	40%	0%
Personal Injury	8	0	8	2	212	0	306	44	572	1%	0%	37%	0%	53%	8%
Prod Liability	0	0	0	0	3	0	12	4	19	0%	0%	16%	0%	63%	21%
Prof Malpractic	0	0	0	0	14	0	11	2	27	0%	0%	52%	0%	41%	7%
PIP Coverage	0	0	0	0	3	0	4	0	7	0%	0%	43%	0%	57%	0%
Real Property	0	0	0	0	1	2	11	4	18	0%	0%	6%	11%	61%	22%
Tort Other	1	2	3	1	16	7	40	7	74	4%	1%	22%	9%	54%	9%
Toxic Tort	0	0	0	0	1	0	0	1	2	0%	0%	50%	0%	0%	50%
UM/UIM Bod Inj	1	0	1	0	28	1	83	11	124	1%	0%	23%	1%	67%	9%
Total	41	12	53	37	1,147	274	2,611	457	4,579	1%	1%	25%	6%	57%	10%



**CIVIL BACKLOG BY CASETYPE
JANUARY 2025
MIDDLESEX**

	Total	Backlog	% chg
Jan 23		6,659	
Jan 24		6,329	-5%
Jan 25		6,142	-3%



1) Casetypes with the state's largest backlogs are highlighted.

2) Some Multicounty Litigation (MCL) cases were transferred in November 2014: Atlantic to Bergen = 8,935; Atlantic to Middlesex = 4,070.

CIVIL CASELOAD SUMMARY BY CASETYPE
JANUARY 2025
MONMOUTH

	Filings			Resolutions			Clearance		Backlog			Backlog Percent		Backlog Per 100 Monthly Filings		Active Pending		
	Jul 2023 to Jan 2024	Jul 2024 to Jan 2025	percent change	Jul 2023 to Jan 2024	Jul 2024 to Jan 2025	percent change	Jan 2025		Jan 2024	Jan 2025	percent change	Jan 2024	Jan 2025	Jan 2024	Jan 2025	Jan 2024	Jan 2025	percent change
	number	percent																
Act on Neg Inst	7	5	-29%	3	3	0%	-2	60%	2	1	-50%	22%	13%	218	120	9	8	-11%
Asbestos	0	0	0%	0	0	0%	0	100%	0	0	0%	0%	0%	0	0	0	0	0%
Assault & Bat	8	10	25%	15	24	60%	14	240%	28	7	-75%	65%	33%	2,585	600	43	21	-51%
Auto - Pers Inj	700	714	2%	783	653	-17%	-61	91%	297	233	-22%	20%	16%	295	232	1,468	1,456	-1%
Auto - Property	36	28	-22%	28	28	0%	0	100%	3	4	33%	6%	11%	65	102	48	38	-21%
Book Account	275	374	36%	249	364	46%	-10	97%	22	20	-9%	8%	6%	55	37	262	310	18%
Civil Rights	14	15	7%	9	9	0%	-6	60%	6	8	33%	21%	27%	300	457	28	30	7%
Complex Comme	11	16	45%	28	16	-43%	0	100%	11	11	0%	31%	31%	455	574	36	36	0%
Condemnation	18	8	-56%	21	8	-62%	0	100%	6	3	-50%	27%	19%	360	212	22	16	-27%
Construction	19	24	26%	27	17	-37%	-7	71%	17	12	-29%	35%	26%	600	351	48	47	-2%
Contract/Comme	445	530	19%	421	482	14%	-48	91%	89	71	-20%	15%	11%	143	103	583	624	7%
Employment	11	13	18%	10	6	-40%	-7	46%	5	2	-60%	36%	11%	353	150	14	18	29%
Lieu of P. Writ	26	32	23%	39	21	-46%	-11	66%	8	5	-38%	16%	9%	209	136	51	57	12%
Medical Malprac	52	46	-12%	60	62	3%	16	135%	83	76	-8%	38%	38%	1,083	1,099	219	201	-8%
Name Change	118	142	20%	108	134	24%	-8	94%	0	0	0%	0%	0%	0	0	52	57	10%
Other Insurance	18	24	33%	14	11	-21%	-13	46%	6	9	50%	27%	30%	267	309	22	30	36%
Other MCL	0	0	0%	0	0	0%	0	100%	0	0	0%	0%	0%	0	0	0	0	0%
Other Track 1	178	182	2%	172	179	4%	-3	98%	45	25	-44%	22%	16%	185	97	204	160	-22%
Other Track 3	112	78	-30%	83	87	5%	9	112%	31	34	10%	14%	15%	196	252	224	227	1%
Other Track 4	5	50	900%	14	12	-14%	-38	24%	24	20	-17%	48%	22%	1,516	393	50	92	84%
Personal Injury	380	368	-3%	367	310	-16%	-58	84%	216	198	-8%	25%	23%	409	389	877	866	-1%
Prod Liability	6	10	67%	10	8	-20%	-2	80%	2	10	400%	11%	37%	200	750	19	27	42%
Prof Malpractic	21	16	-24%	28	31	11%	15	194%	25	27	8%	30%	36%	732	1,117	83	74	-11%
PIP Coverage	0	3		6	5	-17%	2	167%	0	1		0%	50%	0	171	1	2	100%
Real Property	13	10	-23%	15	20	33%	10	200%	6	1	-83%	33%	8%	327	52	18	12	-33%
Tort Other	66	72	9%	87	87	0%	15	121%	27	24	-11%	21%	19%	247	227	131	125	-5%
Toxic Tort	1	0	-100%	1	1	0%	1	100%	0	0	0%	0%	0%	0	0	1	0	-100%
UM/UIM Bod Inj	30	44	47%	64	30	-53%	-14	68%	13	13	0%	19%	17%	279	211	68	76	12%
Total	2,570	2,814	9%	2,662	2,608	-2%	-206	93%	972	815	-16%	21%	18%	264	208	4,581	4,610	1%

CIVIL BACKLOG SUMMARY BY CASETYPE

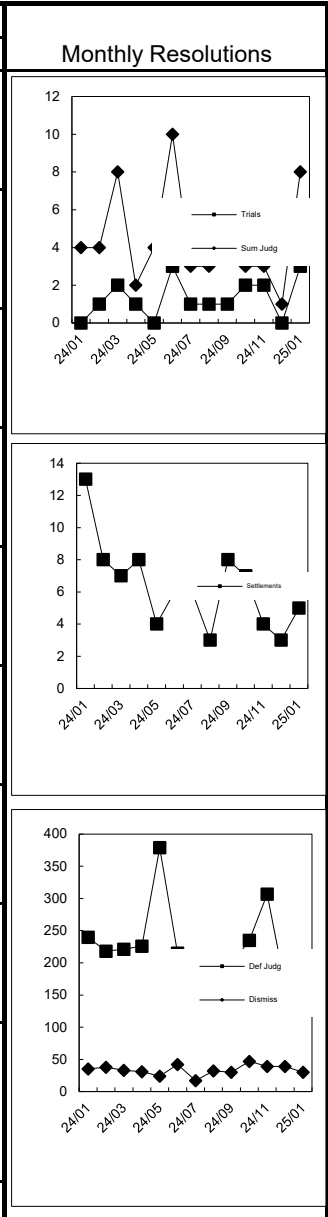
January 2025

MONMOUTH

	Cases in Backlog															
	Track 1					Track 2				Track 3			Track 4			Total Backlog
	12 to 18 months	18 to 24 months	24 to 36 months	over 36 months	Total Track 1	18 to 24 months	24 to 36 months	over 36 months	Total Track 2	24 to 36 months	over 36 months	Total Track 3	24 to 36 months	over 36 months	Total Track 4	
Act on Neg Inst	1	0	0	0	1	0	0	0	0	0	0	0	0	0	0	1
Assault & Bat	0	0	0	0	0	0	0	0	0	0	0	0	0	0	0	0
Auto - Pers Inj	0	0	0	0	0	0	0	0	0	3	4	7	0	0	0	7
Auto - Property	0	0	0	0	0	146	61	26	233	0	0	0	0	0	0	233
Book Account	0	0	0	0	0	3	1	0	4	0	0	0	0	0	0	4
Civil Rights	14	4	2	0	20	0	0	0	0	0	0	0	0	0	0	20
Complex Comme	0	0	0	0	0	0	0	0	0	4	4	8	0	0	0	8
Condemnation	0	0	0	0	0	0	0	0	0	0	0	0	3	8	11	11
Construction	0	0	0	0	0	0	0	0	0	2	1	3	0	0	0	3
Contract/Comme	0	0	0	0	0	2	7	3	12	0	0	0	0	0	0	12
Employment	0	0	0	0	0	29	28	14	71	0	0	0	0	0	0	71
Lieu of P. Writ	0	0	0	0	0	1	1	0	2	0	0	0	0	0	0	2
Medical Malprac	0	0	0	0	0	0	0	0	0	0	0	0	2	3	5	5
Name Change	0	0	0	0	0	0	0	0	0	36	40	76	0	0	0	76
Other Insurance	0	0	0	0	0	0	0	0	0	0	0	0	0	0	0	0
Other MCL	3	4	1	1	9	0	0	0	0	0	0	0	0	0	0	9
Other Track 1	0	0	0	0	0	0	0	0	0	0	0	0	0	0	0	0
Other Track 3	9	9	6	1	25	0	0	0	0	0	0	0	0	0	0	25
Other Track 4	0	0	0	0	0	0	0	0	0	19	15	34	0	0	0	34
Personal Injury	0	0	0	0	0	0	0	0	0	0	0	0	10	10	20	20
Prod Liability	0	0	0	0	0	105	71	22	198	0	0	0	0	0	0	198
Prof Malpractic	0	0	0	0	0	0	0	0	0	9	1	10	0	0	0	10
PIP Coverage	0	0	0	0	0	0	0	0	0	13	14	27	0	0	0	27
Real Property	0	1	0	0	1	0	0	0	0	0	0	0	0	0	0	1
Tort Other	0	0	0	1	1	0	0	0	0	0	0	0	0	0	0	1
Toxic Tort	0	0	0	0	0	12	9	3	24	0	0	0	0	0	0	24
#REF!	0	0	0	0	0	0	0	0	0	0	0	0	0	0	0	0
UM/UIM Bod Inj	0	0	0	0	0	8	4	1	13	0	0	0	0	0	0	13
Total	27	18	9	3	57	306	182	69	557	86	79	165	15	21	36	815

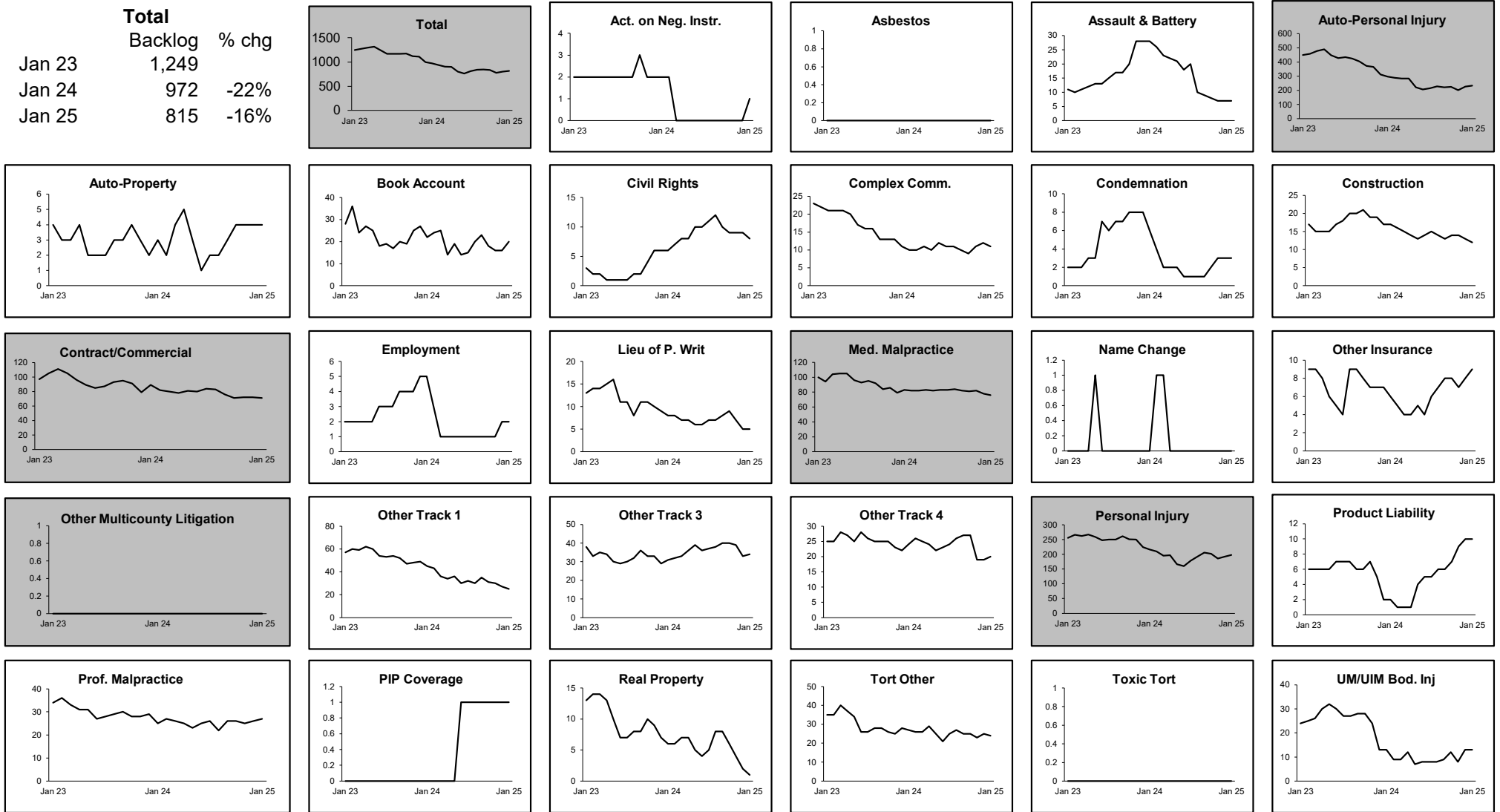
**CIVIL RESOLUTION SUMMARY BY CASETYPE
JULY 2024 - JANUARY 2025
MONMOUTH**

	Trial			Summary					Total	Percent resolved by					
	Jury	Nonjury	Total	Judgment	Settlement	Default Judgment	Dismiss	Other		Trial	Sum Jud	Settle	Default J	Dismiss	Other
Act on Neg Inst	0	0	0	0	2	1	0	0	3	0%	0%	67%	33%	0%	0%
Asbestos	0	0	0	0	0	0	0	0	0	0%	0%	0%	0%	0%	0%
Assault & Bat	0	1	1	0	9	2	12	0	24	4%	0%	38%	8%	50%	0%
Auto - Pers Inj	7	0	7	3	535	7	86	15	653	1%	0%	82%	1%	13%	2%
Auto - Property	0	0	0	0	12	4	12	0	28	0%	0%	43%	14%	43%	0%
Book Account	0	0	0	10	116	118	113	7	364	0%	3%	32%	32%	31%	2%
Civil Rights	1	0	1	0	4	0	4	0	9	11%	0%	44%	0%	44%	0%
Complex Commerc	1	0	1	0	6	0	3	6	16	6%	0%	38%	0%	19%	38%
Condemnation	1	0	1	1	5	0	0	1	8	13%	13%	63%	0%	0%	13%
Construction	0	0	0	0	10	1	4	2	17	0%	0%	59%	6%	24%	12%
Contract/Commer	2	4	6	11	179	82	128	76	482	1%	2%	37%	17%	27%	16%
Employment	0	0	0	0	4	0	1	1	6	0%	0%	67%	0%	17%	17%
Lieu of P. Writ	0	1	1	0	9	0	7	4	21	5%	0%	43%	0%	33%	19%
Medical Malprac	3	0	3	1	42	0	11	5	62	5%	2%	68%	0%	18%	8%
Name Change	0	0	0	0	0	0	10	124	134	0%	0%	0%	0%	7%	93%
Other Insurance	0	0	0	0	6	0	5	0	11	0%	0%	55%	0%	45%	0%
Other MCL	0	0	0	0	0	0	0	0	0	0%	0%	0%	0%	0%	0%
Other Track 1	0	1	1	2	77	9	53	37	179	1%	1%	43%	5%	30%	21%
Other Track 3	0	0	0	1	63	0	11	12	87	0%	1%	72%	0%	13%	14%
Other Track 4	0	0	0	0	7	1	1	3	12	0%	0%	58%	8%	8%	25%
Personal Injury	0	0	0	4	236	4	40	26	310	0%	1%	76%	1%	13%	8%
Prod Liability	0	0	0	0	4	0	1	3	8	0%	0%	50%	0%	13%	38%
Prof Malpractic	0	0	0	2	24	0	3	2	31	0%	6%	77%	0%	10%	6%
PIP Coverage	0	0	0	0	3	0	2	0	5	0%	0%	60%	0%	40%	0%
Real Property	0	3	3	0	8	0	7	2	20	15%	0%	40%	0%	35%	10%
Tort Other	1	0	1	1	52	5	22	6	87	1%	1%	60%	6%	25%	7%
Toxic Tort	0	0	0	0	0	0	1	0	1	0%	0%	0%	0%	100%	0%
UM/UIM Bod Inj	1	0	1	0	24	0	4	1	30	3%	0%	80%	0%	13%	3%
Total	17	10	27	36	1,437	234	541	333	2,608	1%	1%	55%	9%	21%	13%



**CIVIL BACKLOG BY CASETYPE
JANUARY 2025
MONMOUTH**

	Total	Backlog	% chg
Jan 23		1,249	
Jan 24		972	-22%
Jan 25		815	-16%



1) Casetypes with the state's largest backlogs are highlighted.

2) Some Multicounty Litigation (MCL) cases were transferred in November 2014: Atlantic to Bergen = 8,935; Atlantic to Middlesex = 4,070.

CIVIL CASELOAD SUMMARY BY CASETYPE
JANUARY 2025
MORRIS

	Filings			Resolutions			Clearance		Backlog			Backlog Percent		Backlog Per 100 Monthly Filings		Active Pending		
	Jul 2023 to Jan 2024	Jul 2024 to Jan 2025	percent change	Jul 2023 to Jan 2024	Jul 2024 to Jan 2025	percent change	Jan 2025		Jan 2024	Jan 2025	percent change	Jan 2024	Jan 2025	Jan 2024	Jan 2025	Jan 2024	Jan 2025	percent change
							number	percent										
Act on Neg Inst	4	7	75%	1	4	300%	-3	57%	0	0	0%	0%	0%	0	0	3	7	133%
Asbestos	0	0	0%	0	0	0%	0	100%	0	0	0%	0%	0%	0	0	0	0	0%
Assault & Bat	4	5	25%	4	6	50%	1	120%	50	61	22%	93%	90%	15,000	6,655	54	68	26%
Auto - Pers Inj	306	338	10%	320	286	-11%	-52	85%	158	112	-29%	24%	16%	367	235	653	688	5%
Auto - Property	19	14	-26%	14	13	-7%	-1	93%	2	2	0%	8%	11%	80	109	26	18	-31%
Book Account	223	287	29%	181	235	30%	-52	82%	5	12	140%	3%	5%	17	30	180	260	44%
Civil Rights	10	7	-30%	4	6	50%	-1	86%	9	9	0%	45%	41%	831	1,350	20	22	10%
Complex Comme	16	11	-31%	16	18	13%	7	164%	33	20	-39%	58%	32%	1,320	1,143	57	63	11%
Condemnation	4	0	-100%	4	3	-25%	3	100%	1	0	-100%	17%	0%	171	0	6	2	-67%
Construction	12	13	8%	24	8	-67%	-5	62%	8	4	-50%	32%	13%	457	178	25	30	20%
Contract/Comme	251	311	24%	258	287	11%	-24	92%	76	40	-47%	17%	10%	198	96	448	411	-8%
Employment	5	6	20%	11	6	-45%	0	100%	1	0	-100%	11%	0%	100	0	9	9	0%
Lieu of P. Writ	17	10	-41%	9	16	78%	6	160%	3	0	-100%	11%	0%	157	0	28	19	-32%
Medical Malprac	29	33	14%	29	38	31%	5	115%	80	62	-23%	51%	43%	1,655	1,488	157	143	-9%
Name Change	82	135	65%	74	139	88%	4	103%	0	0	0%	0%	0%	0	0	20	27	35%
Other Insurance	11	11	0%	16	7	-56%	-4	64%	1	0	-100%	8%	0%	52	0	13	9	-31%
Other MCL	0	0	0%	0	0	0%	0	100%	0	0	0%	0%	0%	0	0	0	0	0%
Other Track 1	97	112	15%	84	77	-8%	-35	69%	5	3	-40%	6%	3%	35	18	81	101	25%
Other Track 3	50	58	16%	45	65	44%	7	112%	47	25	-47%	33%	19%	613	303	141	135	-4%
Other Track 4	5	41	720%	6	6	0%	-35	15%	16	9	-44%	55%	17%	2,400	235	29	54	86%
Personal Injury	178	186	4%	184	182	-1%	-4	98%	154	103	-33%	31%	23%	610	387	494	454	-8%
Prod Liability	2	12	500%	7	14	100%	2	117%	12	3	-75%	55%	19%	2,057	180	22	16	-27%
Prof Malpractic	21	15	-29%	15	20	33%	5	133%	26	14	-46%	43%	32%	1,114	884	61	44	-28%
PIP Coverage	26	29	12%	29	24	-17%	-5	83%	0	0	0%	0%	0%	0	0	12	19	58%
Real Property	9	9	0%	5	3	-40%	-6	33%	1	2	100%	11%	17%	80	171	9	12	33%
Tort Other	36	46	28%	43	42	-2%	-4	91%	13	10	-23%	18%	14%	223	152	73	73	0%
Toxic Tort	0	2		1	0	-100%	-2	0%	0	0	0%	0%	0%	0	0	0	2	
UM/UIM Bod Inj	9	14	56%	16	13	-19%	-1	93%	7	3	-57%	29%	10%	525	133	24	29	21%
Total	1,426	1,712	20%	1,400	1,518	8%	-194	89%	708	494	-30%	27%	18%	347	209	2,645	2,715	3%

CIVIL BACKLOG SUMMARY BY CASETYPE

January 2025

MORRIS

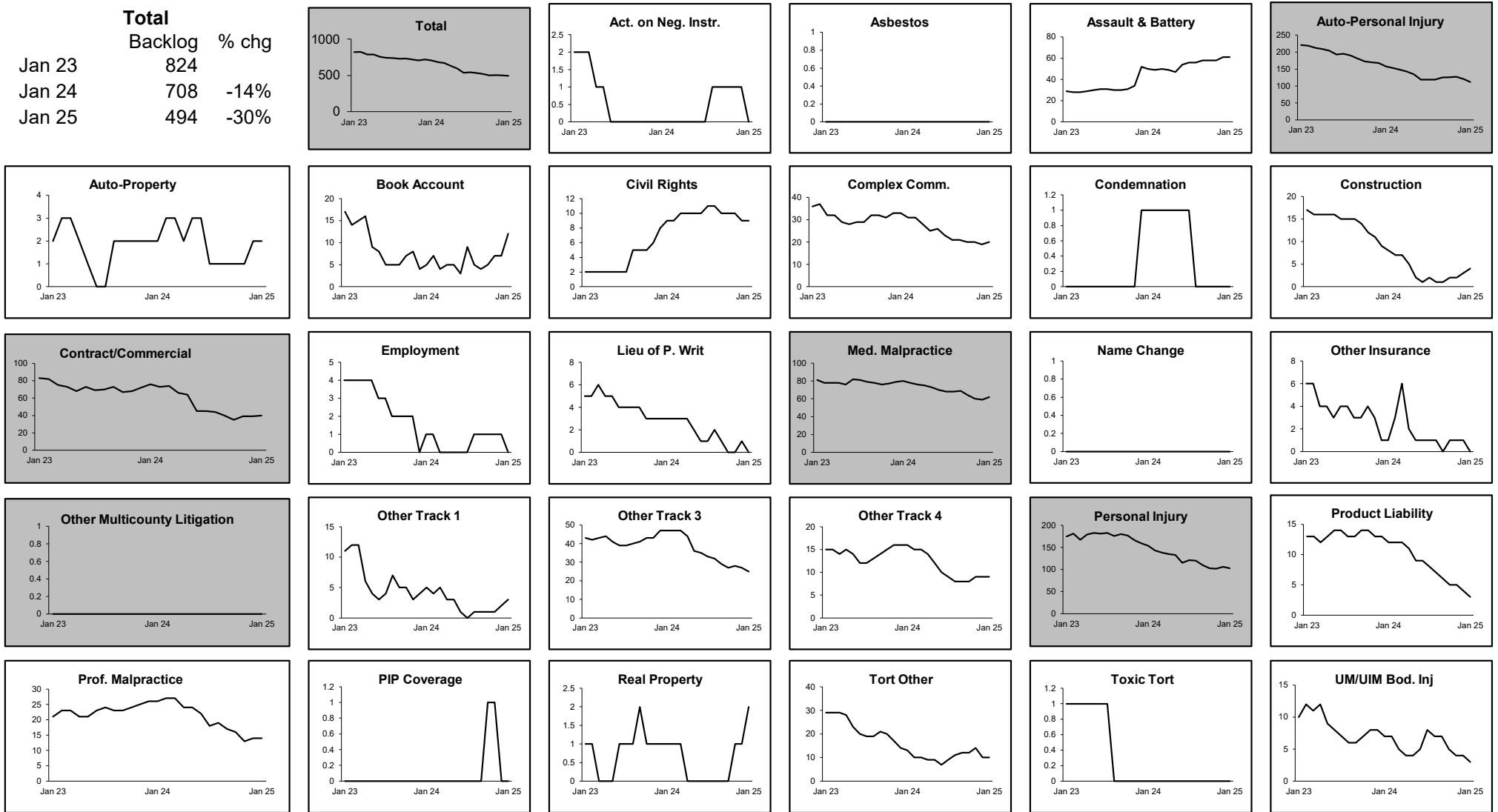
	Cases in Backlog															
	Track 1					Track 2				Track 3			Track 4			Total Backlog
	12 to 18 months	18 to 24 months	24 to 36 months	over 36 months	Total Track 1	18 to 24 months	24 to 36 months	over 36 months	Total Track 2	24 to 36 months	over 36 months	Total Track 3	24 to 36 months	over 36 months	Total Track 4	
Act on Neg Inst	0	0	0	0	0	0	0	0	0	0	0	0	0	0	0	0
Assault & Bat	0	0	0	0	0	0	0	0	0	0	0	0	0	0	0	0
Auto - Pers Inj	0	0	0	0	0	0	0	0	0	10	51	61	0	0	0	61
Auto - Property	0	0	0	0	0	70	40	2	112	0	0	0	0	0	0	112
Book Account	0	0	0	0	0	1	1	0	2	0	0	0	0	0	0	2
Civil Rights	11	1	0	0	12	0	0	0	0	0	0	0	0	0	0	12
Complex Comme	0	0	0	0	0	0	0	0	0	2	7	9	0	0	0	9
Condemnation	0	0	0	0	0	0	0	0	0	0	0	0	1	19	20	20
Construction	0	0	0	0	0	0	0	0	0	0	0	0	0	0	0	0
Contract/Comme	0	0	0	0	0	4	0	0	4	0	0	0	0	0	0	4
Employment	0	0	0	0	0	26	13	1	40	0	0	0	0	0	0	40
Lieu of P. Writ	0	0	0	0	0	0	0	0	0	0	0	0	0	0	0	0
Medical Malprac	0	0	0	0	0	0	0	0	0	0	0	0	0	0	0	0
Name Change	0	0	0	0	0	0	0	0	0	26	36	62	0	0	0	62
Other Insurance	0	0	0	0	0	0	0	0	0	0	0	0	0	0	0	0
Other MCL	0	0	0	0	0	0	0	0	0	0	0	0	0	0	0	0
Other Track 1	0	0	0	0	0	0	0	0	0	0	0	0	0	0	0	0
Other Track 3	3	0	0	0	3	0	0	0	0	0	0	0	0	0	0	3
Other Track 4	0	0	0	0	0	0	0	0	0	11	14	25	0	0	0	25
Personal Injury	0	0	0	0	0	0	0	0	0	0	0	0	2	7	9	9
Prod Liability	0	0	0	0	0	45	53	5	103	0	0	0	0	0	0	103
Prof Malpractic	0	0	0	0	0	0	0	0	0	2	1	3	0	0	0	3
PIP Coverage	0	0	0	0	0	0	0	0	0	8	6	14	0	0	0	14
Real Property	0	0	0	0	0	0	0	0	0	0	0	0	0	0	0	0
Tort Other	2	0	0	0	2	0	0	0	0	0	0	0	0	0	0	2
Toxic Tort	0	0	0	0	0	7	2	1	10	0	0	0	0	0	0	10
#REF!	0	0	0	0	0	0	0	0	0	0	0	0	0	0	0	0
UM/UIM Bod Inj	0	0	0	0	0	0	3	0	3	0	0	0	0	0	0	3
Total	16	1	0	0	17	153	112	9	274	59	115	174	3	26	29	494

**CIVIL RESOLUTION SUMMARY BY CASETYPE
JULY 2024 - JANUARY 2025
MORRIS**

	Trial			Summary					Total	Percent resolved by						Monthly Resolutions
	Jury	Nonjury	Total	Judgment	Settlement	Judgment	Dismiss	Other		Trial	Sum Jud	Settle	Default J	Dismiss	Other	
Act on Neg Inst	0	0	0	0	1	2	1	0	4	0%	0%	25%	50%	25%	0%	
Asbestos	0	0	0	0	0	0	0	0	0	0%	0%	0%	0%	0%	0%	
Assault & Bat	0	0	0	0	2	0	4	0	6	0%	0%	33%	0%	67%	0%	
Auto - Pers Inj	2	0	2	0	89	0	183	12	286	1%	0%	31%	0%	64%	4%	
Auto - Property	0	0	0	0	4	2	6	1	13	0%	0%	31%	15%	46%	8%	
Book Account	0	0	0	4	42	69	117	3	235	0%	2%	18%	29%	50%	1%	
Civil Rights	0	0	0	0	1	0	3	2	6	0%	0%	17%	0%	50%	33%	
Complex Commerc	0	0	0	0	5	0	12	1	18	0%	0%	28%	0%	67%	6%	
Condemnation	0	0	0	0	0	0	0	3	3	0%	0%	0%	0%	0%	100%	
Construction	0	0	0	0	3	1	3	1	8	0%	0%	38%	13%	38%	13%	
Contract/Commer	1	1	2	6	57	42	172	8	287	1%	2%	20%	15%	60%	3%	
Employment	0	0	0	0	0	0	5	1	6	0%	0%	0%	0%	83%	17%	
Lieu of P. Writ	0	2	2	0	3	0	7	4	16	13%	0%	19%	0%	44%	25%	
Medical Malprac	3	0	3	0	21	0	13	1	38	8%	0%	55%	0%	34%	3%	
Name Change	0	0	0	0	0	0	8	131	139	0%	0%	0%	0%	6%	94%	
Other Insurance	0	0	0	0	0	0	6	1	7	0%	0%	0%	0%	86%	14%	
Other MCL	0	0	0	0	0	0	0	0	0	0%	0%	0%	0%	0%	0%	
Other Track 1	0	0	0	0	18	3	43	13	77	0%	0%	23%	4%	56%	17%	
Other Track 3	3	1	4	1	22	0	33	5	65	6%	2%	34%	0%	51%	8%	
Other Track 4	0	0	0	0	4	1	0	1	6	0%	0%	67%	17%	0%	17%	
Personal Injury	1	0	1	0	60	1	107	13	182	1%	0%	33%	1%	59%	7%	
Prod Liability	0	0	0	0	4	1	6	3	14	0%	0%	29%	7%	43%	21%	
Prof Malprac	1	0	1	1	9	0	8	1	20	5%	5%	45%	0%	40%	5%	
PIP Coverage	0	0	0	0	4	0	17	3	24	0%	0%	17%	0%	71%	13%	
Real Property	0	1	1	0	0	0	1	1	3	33%	0%	0%	0%	33%	33%	
Tort Other	0	1	1	0	11	0	29	1	42	2%	0%	26%	0%	69%	2%	
Toxic Tort	0	0	0	0	0	0	0	0	0	0%	0%	0%	0%	0%	0%	
UM/UIM Bod Inj	0	0	0	0	4	0	9	0	13	0%	0%	31%	0%	69%	0%	
Total	11	6	17	12	364	122	793	210	1,518	1%	1%	24%	8%	52%	14%	

**CIVIL BACKLOG BY CASETYPE
JANUARY 2025
MORRIS**

	Total	Backlog	% chg
Jan 23		824	
Jan 24		708	-14%
Jan 25		494	-30%



1) Casetypes with the state's largest backlogs are highlighted.

2) Some Multicounty Litigation (MCL) cases were transferred in November 2014: Atlantic to Bergen = 8,935; Atlantic to Middlesex = 4,070.

CIVIL CASELOAD SUMMARY BY CASETYPE
JANUARY 2025
OCEAN

	Filings			Resolutions			Clearance		Backlog			Backlog Percent		Backlog Per 100 Monthly Filings		Active Pending		
	Jul 2023 to Jan 2024	Jul 2024 to Jan 2025	percent change	Jul 2023 to Jan 2024	Jul 2024 to Jan 2025	percent change	Jan 2025		Jan 2024	Jan 2025	percent change	Jan 2024	Jan 2025	Jan 2024	Jan 2025	Jan 2024	Jan 2025	percent change
	number	percent																
Act on Neg Inst	3	4	33%	0	4		0	100%	0	0	0%	0%	0%	0	0	3	5	67%
Asbestos	0	0	0%	0	0	0%	0	100%	0	0	0%	0%	0%	0	0	0	0	0%
Assault & Bat	3	2	-33%	5	5	0%	3	250%	6	4	-33%	35%	31%	1,440	686	17	13	-24%
Auto - Pers Inj	476	524	10%	518	465	-10%	-59	89%	308	261	-15%	27%	23%	440	370	1,135	1,121	-1%
Auto - Property	24	19	-21%	22	23	5%	4	121%	3	1	-67%	9%	4%	78	32	35	28	-20%
Book Account	206	386	87%	184	252	37%	-134	65%	7	13	86%	4%	4%	26	27	169	347	105%
Civil Rights	4	10	150%	6	5	-17%	-5	50%	4	5	25%	40%	26%	600	375	10	19	90%
Complex Comme	3	18	500%	7	6	-14%	-12	33%	2	2	0%	22%	10%	300	114	9	21	133%
Condemnation	11	35	218%	26	12	-54%	-23	34%	18	16	-11%	55%	30%	831	447	33	53	61%
Construction	13	16	23%	17	8	-53%	-8	50%	12	12	0%	36%	34%	533	554	33	35	6%
Contract/Comme	239	311	30%	261	259	-1%	-52	83%	39	50	28%	13%	13%	104	112	301	384	28%
Employment	2	6	200%	6	4	-33%	-2	67%	3	4	33%	38%	29%	600	400	8	14	75%
Lieu of P. Writ	20	38	90%	26	33	27%	-5	87%	5	4	-20%	13%	9%	130	79	40	45	13%
Medical Malprac	30	35	17%	27	30	11%	-5	86%	56	53	-5%	41%	40%	1,179	1,116	138	131	-5%
Name Change	94	102	9%	104	115	11%	13	113%	0	0	0%	0%	0%	0	0	32	37	16%
Other Insurance	8	14	75%	9	15	67%	1	107%	4	4	0%	24%	22%	343	160	17	18	6%
Other MCL	0	0	0%	0	0	0%	0	100%	0	0	0%	0%	0%	0	0	0	0	0%
Other Track 1	161	177	10%	161	165	2%	-12	93%	43	30	-30%	23%	15%	182	115	183	197	8%
Other Track 3	73	57	-22%	58	51	-12%	-6	89%	24	22	-8%	16%	14%	234	247	152	159	5%
Other Track 4	5	25	400%	9	5	-44%	-20	20%	4	5	25%	25%	14%	400	200	16	36	125%
Personal Injury	299	242	-19%	281	276	-2%	34	114%	217	201	-7%	28%	28%	538	531	762	719	-6%
Prod Liability	5	3	-40%	11	5	-55%	2	167%	6	5	-17%	38%	29%	720	667	16	17	6%
Prof Malpractic	20	19	-5%	18	28	56%	9	147%	24	19	-21%	30%	26%	847	713	79	74	-6%
PIP Coverage	6	4	-33%	4	4	0%	0	100%	1	1	0%	17%	17%	150	200	6	6	0%
Real Property	9	6	-33%	12	10	-17%	4	167%	7	2	-71%	64%	25%	467	160	11	8	-27%
Tort Other	53	56	6%	48	68	42%	12	121%	25	13	-48%	24%	13%	303	143	104	97	-7%
Toxic Tort	0	0	0%	0	0	0%	0	100%	0	0	0%	0%	0%	0	0	0	0	0%
UM/UIM Bod Inj	20	31	55%	34	26	-24%	-5	84%	3	9	200%	8%	17%	78	200	39	52	33%
Total	1,787	2,140	20%	1,854	1,874	1%	-266	88%	821	736	-10%	25%	20%	313	245	3,348	3,636	9%

CIVIL BACKLOG SUMMARY BY CASETYPE

January 2025

OCEAN

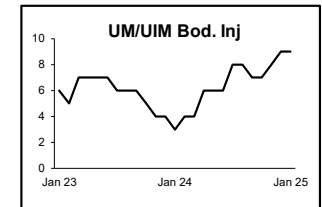
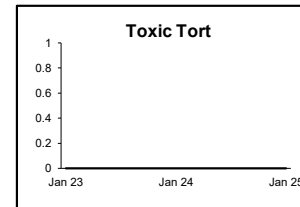
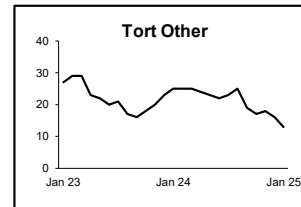
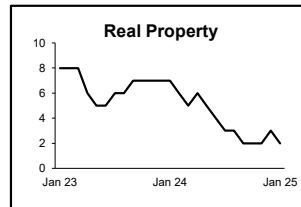
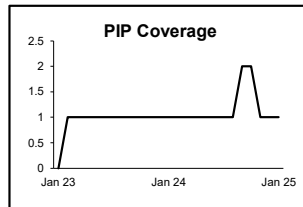
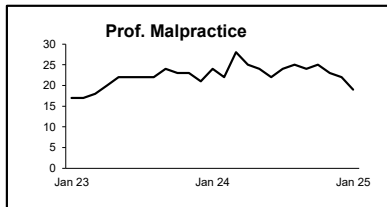
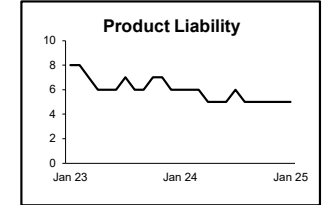
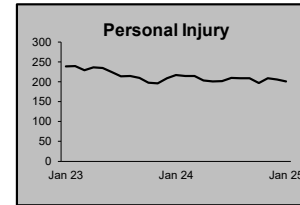
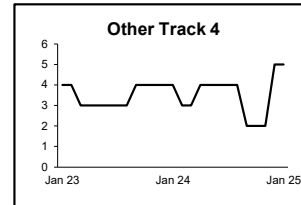
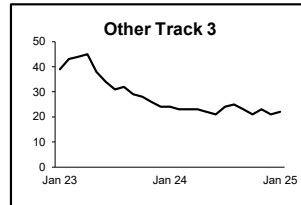
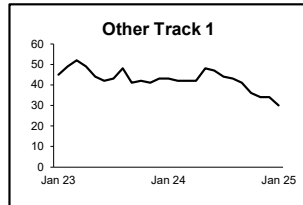
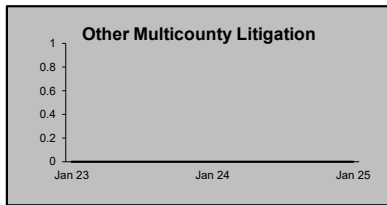
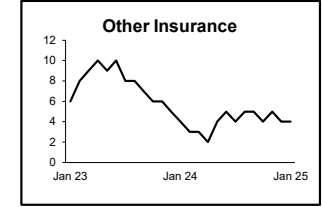
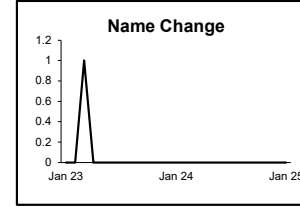
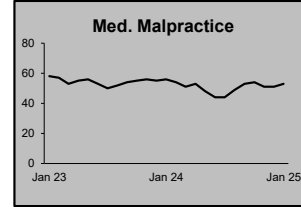
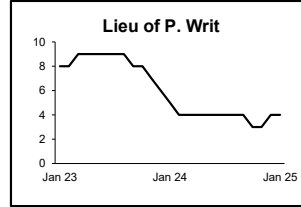
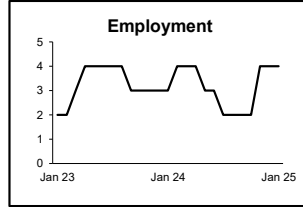
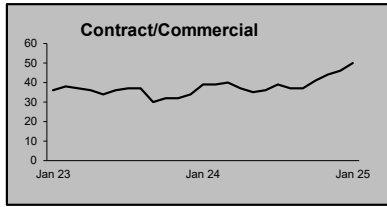
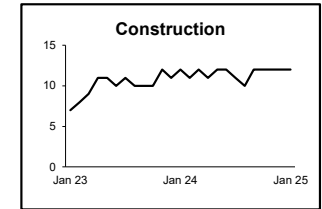
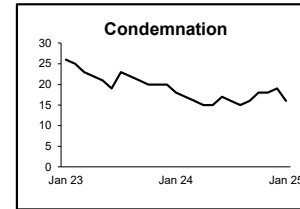
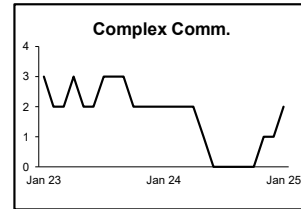
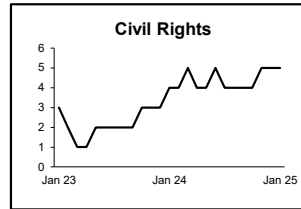
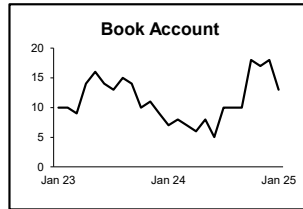
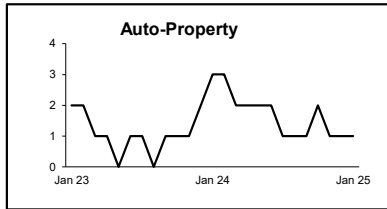
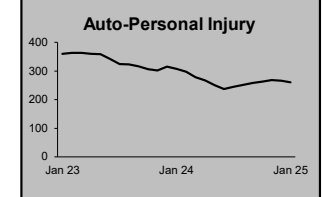
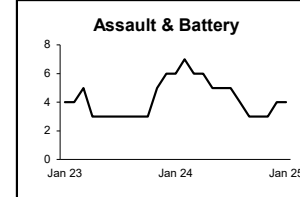
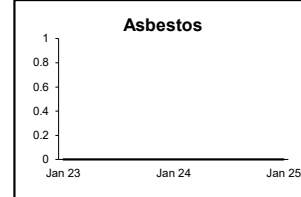
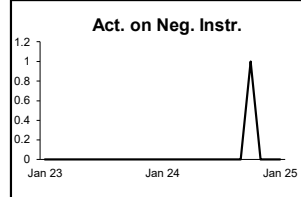
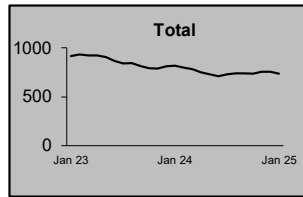
	Cases in Backlog															
	Track 1					Track 2				Track 3			Track 4			Total Backlog
	12 to 18 months	18 to 24 months	24 to 36 months	over 36 months	Total Track 1	18 to 24 months	24 to 36 months	over 36 months	Total Track 2	24 to 36 months	over 36 months	Total Track 3	24 to 36 months	over 36 months	Total Track 4	
Act on Neg Inst	0	0	0	0	0	0	0	0	0	0	0	0	0	0	0	0
Assault & Bat	0	0	0	0	0	0	0	0	0	0	0	0	0	0	0	0
Auto - Pers Inj	0	0	0	0	0	0	0	0	0	3	1	4	0	0	0	4
Auto - Property	0	0	0	0	0	148	80	31	259	0	2	2	0	0	0	261
Book Account	0	0	0	0	0	1	0	0	1	0	0	0	0	0	0	1
Civil Rights	8	4	0	0	12	1	0	0	1	0	0	0	0	0	0	13
Complex Comme	0	0	0	0	0	0	0	0	0	2	3	5	0	0	0	5
Condemnation	0	0	0	0	0	0	0	0	0	0	0	0	2	0	2	2
Construction	0	0	0	0	0	0	0	0	0	4	12	16	0	0	0	16
Contract/Comme	0	0	0	0	0	3	5	3	11	0	1	1	0	0	0	12
Employment	0	0	0	0	0	25	17	8	50	0	0	0	0	0	0	50
Lieu of P. Writ	0	0	0	0	0	2	1	1	4	0	0	0	0	0	0	4
Medical Malprac	0	0	0	0	0	0	0	0	0	0	0	0	2	2	4	4
Name Change	0	0	0	0	0	0	0	0	0	31	22	53	0	0	0	53
Other Insurance	0	0	0	0	0	0	0	0	0	0	0	0	0	0	0	0
Other MCL	3	1	0	0	4	0	0	0	0	0	0	0	0	0	0	4
Other Track 1	0	0	0	0	0	0	0	0	0	0	0	0	0	0	0	0
Other Track 3	9	10	7	4	30	0	0	0	0	0	0	0	0	0	0	30
Other Track 4	0	0	0	0	0	0	0	0	0	17	5	22	0	0	0	22
Personal Injury	0	0	0	0	0	2	0	0	2	0	0	0	1	2	3	5
Prod Liability	0	0	0	0	0	94	81	24	199	0	2	2	0	0	0	201
Prof Malpractic	0	0	0	0	0	0	0	0	0	1	4	5	0	0	0	5
PIP Coverage	0	0	0	0	0	1	0	0	1	14	4	18	0	0	0	19
Real Property	0	0	1	0	1	0	0	0	0	0	0	0	0	0	0	1
Tort Other	1	0	0	1	2	0	0	0	0	0	0	0	0	0	0	2
Toxic Tort	0	0	0	0	0	5	5	3	13	0	0	0	0	0	0	13
#REF!	0	0	0	0	0	0	0	0	0	0	0	0	0	0	0	0
UM/UIM Bod Inj	0	0	0	0	0	4	3	2	9	0	0	0	0	0	0	9
Total	21	15	8	5	49	286	192	72	550	72	56	128	5	4	9	736

**CIVIL RESOLUTION SUMMARY BY CASETYPE
JULY 2024 - JANUARY 2025
OCEAN**

	Trial			Summary					Total	Percent resolved by						Monthly Resolutions
	Jury	Nonjury	Total	Judgment	Settlement	Default Judgment	Dismiss	Other		Trial	Sum Jud	Settle	Default J	Dismiss	Other	
Act on Neg Inst	0	0	0	0	0	2	2	0	4	0%	0%	0%	50%	50%	0%	
Asbestos	0	0	0	0	0	0	0	0	0	0%	0%	0%	0%	0%	0%	
Assault & Bat	0	0	0	0	3	1	1	0	5	0%	0%	60%	20%	20%	0%	
Auto - Pers Inj	6	0	6	3	131	0	304	21	465	1%	1%	28%	0%	65%	5%	
Auto - Property	0	0	0	1	2	5	15	0	23	0%	4%	9%	22%	65%	0%	
Book Account	1	0	1	8	50	87	104	2	252	0%	3%	20%	35%	41%	1%	
Civil Rights	0	0	0	1	0	0	3	1	5	0%	20%	0%	0%	60%	20%	
Complex Commerc	0	0	0	0	1	1	4	0	6	0%	0%	17%	17%	67%	0%	
Condemnation	3	0	3	0	1	0	0	8	12	25%	0%	8%	0%	0%	67%	
Construction	0	0	0	0	6	1	1	0	8	0%	0%	75%	13%	13%	0%	
Contract/Commer	0	0	0	7	49	62	130	11	259	0%	3%	19%	24%	50%	4%	
Employment	0	0	0	0	2	0	1	1	4	0%	0%	50%	0%	25%	25%	
Lieu of P. Writ	0	7	7	3	2	0	17	4	33	21%	9%	6%	0%	52%	12%	
Medical Malprac	1	0	1	1	12	0	14	2	30	3%	3%	40%	0%	47%	7%	
Name Change	0	0	0	0	0	0	11	104	115	0%	0%	0%	0%	10%	90%	
Other Insurance	0	0	0	1	4	1	5	4	15	0%	7%	27%	7%	33%	27%	
Other MCL	0	0	0	0	0	0	0	0	0	0%	0%	0%	0%	0%	0%	
Other Track 1	0	0	0	3	53	3	71	35	165	0%	2%	32%	2%	43%	21%	
Other Track 3	0	0	0	1	14	1	29	6	51	0%	2%	27%	2%	57%	12%	
Other Track 4	0	0	0	0	2	1	2	0	5	0%	0%	40%	20%	40%	0%	
Personal Injury	6	0	6	4	105	1	135	25	276	2%	1%	38%	0%	49%	9%	
Prod Liability	0	0	0	0	3	0	1	1	5	0%	0%	60%	0%	20%	20%	
Prof Malpractic	0	0	0	0	9	1	16	2	28	0%	0%	32%	4%	57%	7%	
PIP Coverage	0	0	0	1	2	0	0	1	4	0%	25%	50%	0%	0%	25%	
Real Property	1	0	1	0	2	1	3	3	10	10%	0%	20%	10%	30%	30%	
Tort Other	0	0	0	0	22	3	39	4	68	0%	0%	32%	4%	57%	6%	
Toxic Tort	0	0	0	0	0	0	0	0	0	0%	0%	0%	0%	0%	0%	
UM/UIM Bod Inj	0	0	0	0	8	0	17	1	26	0%	0%	31%	0%	65%	4%	
Total	18	7	25	34	483	171	925	236	1,874	1%	2%	26%	9%	49%	13%	

**CIVIL BACKLOG BY CASETYPE
JANUARY 2025
OCEAN**

	Total Backlog	% chg
Jan 23	918	
Jan 24	821	-11%
Jan 25	736	-10%



1) Casetypes with the state's largest backlogs are highlighted.

2) Some Multicounty Litigation (MCL) cases were transferred in November 2014: Atlantic to Bergen = 8,935; Atlantic to Middlesex = 4,070.

CIVIL CASELOAD SUMMARY BY CASETYPE
JANUARY 2025
PASSAIC

	Filings			Resolutions			Clearance		Backlog			Backlog Percent		Backlog Per 100 Monthly Filings		Active Pending		
	Jul 2023 to Jan 2024	Jul 2024 to Jan 2025	percent change	Jul 2023 to Jan 2024	Jul 2024 to Jan 2025	percent change	Jan 2025		Jan 2024	Jan 2025	percent change	Jan 2024	Jan 2025	Jan 2024	Jan 2025	Jan 2024	Jan 2025	percent change
	number	percent																
Act on Neg Inst	4	4	0%	7	4	-43%	0	100%	3	1	-67%	50%	17%	450	150	6	6	0%
Asbestos	0	0	0%	0	0	0%	0	100%	0	0	0%	0%	0%	0	0	0	0	0%
Assault & Bat	5	3	-40%	5	12	140%	9	400%	116	109	-6%	87%	93%	17,400	18,686	133	117	-12%
Auto - Pers Inj	984	1,012	3%	966	984	2%	-28	97%	330	287	-13%	18%	15%	238	200	1,843	1,898	3%
Auto - Property	50	45	-10%	30	45	50%	0	100%	3	2	-33%	5%	3%	52	31	57	58	2%
Book Account	261	405	55%	201	241	20%	-164	60%	18	16	-11%	7%	4%	54	33	245	398	62%
Civil Rights	13	7	-46%	11	10	-9%	3	143%	13	9	-31%	45%	39%	821	900	29	23	-21%
Complex Comme	13	7	-46%	8	11	38%	4	157%	7	12	71%	30%	48%	494	1,029	23	25	9%
Condemnation	2	2	0%	0	5		3	250%	1	1	0%	20%	20%	300	240	5	5	0%
Construction	8	9	13%	4	14	250%	5	156%	10	3	-70%	43%	19%	1,200	225	23	16	-30%
Contract/Comme	231	248	7%	211	286	36%	38	115%	85	56	-34%	22%	15%	251	148	379	370	-2%
Employment	9	10	11%	8	11	38%	1	110%	6	6	0%	35%	32%	424	424	17	19	12%
Lieu of P. Writ	13	11	-15%	19	20	5%	9	182%	2	2	0%	12%	10%	100	80	17	21	24%
Medical Malprac	13	34	162%	21	34	62%	0	100%	36	29	-19%	47%	31%	1,440	580	76	95	25%
Name Change	81	67	-17%	96	77	-20%	10	115%	0	1		0%	4%	0	10	21	26	24%
Other Insurance	9	14	56%	9	18	100%	4	129%	3	1	-67%	19%	6%	200	44	16	16	0%
Other MCL	0	0	0%	0	0	0%	0	100%	0	0	0%	0%	0%	0	0	0	0	0%
Other Track 1	101	102	1%	87	112	29%	10	110%	31	13	-58%	25%	12%	216	91	123	110	-11%
Other Track 3	48	50	4%	41	65	59%	15	130%	35	26	-26%	23%	20%	424	355	151	132	-13%
Other Track 4	4	19	375%	7	6	-14%	-13	32%	12	12	0%	63%	35%	1,800	600	19	34	79%
Personal Injury	330	323	-2%	315	342	9%	19	106%	179	182	2%	23%	24%	382	411	777	753	-3%
Prod Liability	2	5	150%	7	8	14%	3	160%	7	6	-14%	39%	40%	1,680	900	18	15	-17%
Prof Malpractic	9	9	0%	9	12	33%	3	133%	18	8	-56%	41%	24%	1,200	686	44	34	-23%
PIP Coverage	2	10	400%	5	7	40%	-3	70%	4	0	-100%	80%	0%	600	0	5	8	60%
Real Property	15	11	-27%	11	9	-18%	-2	82%	4	4	0%	31%	29%	229	343	13	14	8%
Tort Other	46	47	2%	38	58	53%	11	123%	31	15	-52%	33%	20%	454	231	94	75	-20%
Toxic Tort	0	0	0%	0	1		1	100%	1	0	-100%	100%	0%	0	0	1	0	-100%
UM/UIM Bod Inj	53	57	8%	47	58	23%	1	102%	22	16	-27%	23%	18%	307	234	94	89	-5%
Total	2,306	2,511	9%	2,163	2,450	13%	-61	98%	977	817	-16%	23%	19%	301	234	4,229	4,357	3%

CIVIL BACKLOG SUMMARY BY CASETYPE

January 2025

PASSAIC

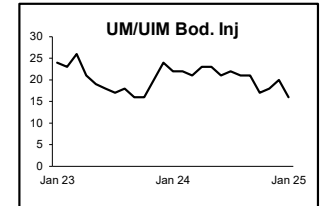
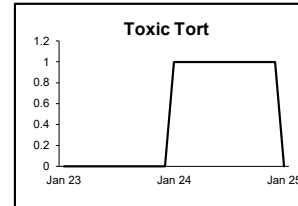
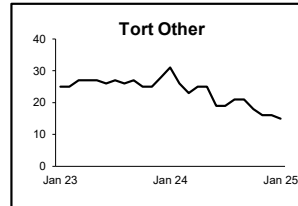
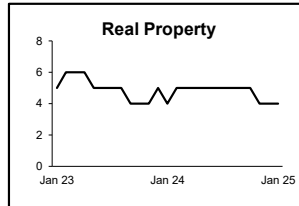
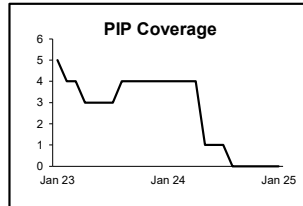
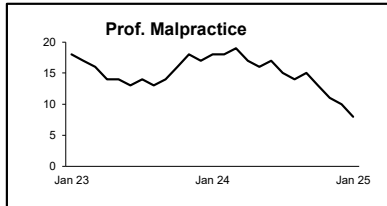
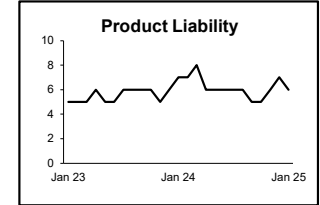
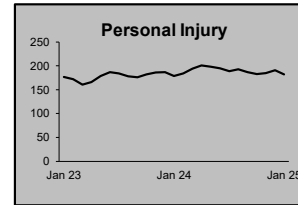
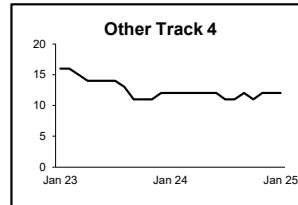
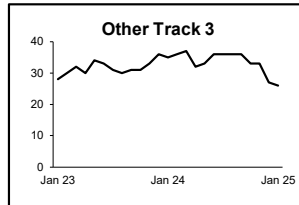
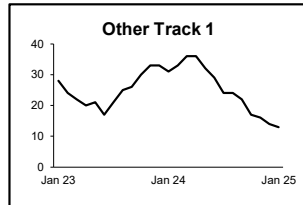
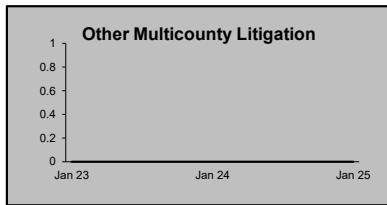
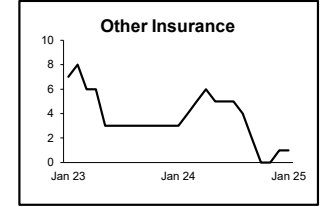
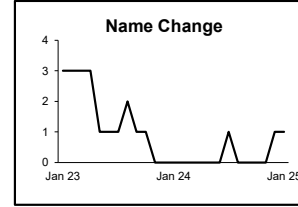
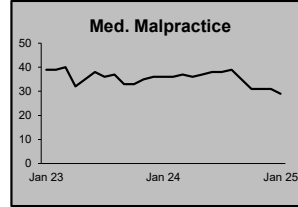
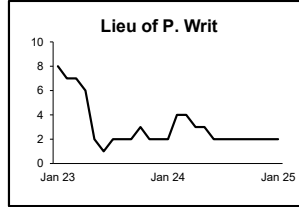
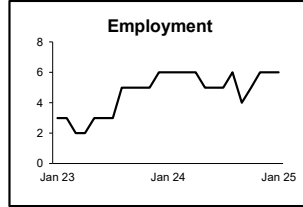
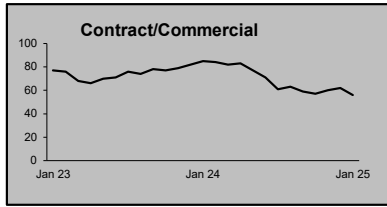
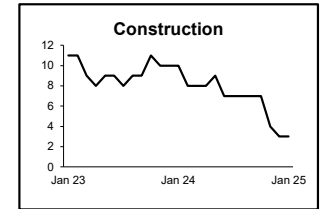
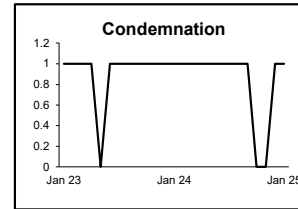
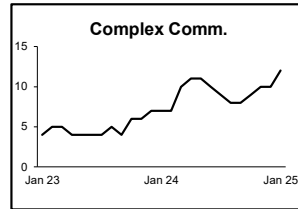
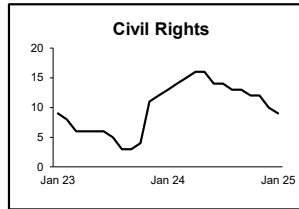
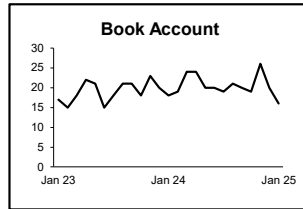
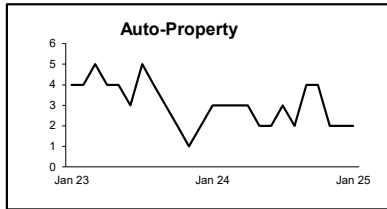
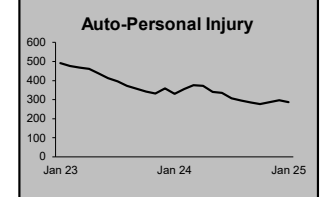
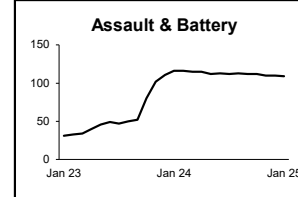
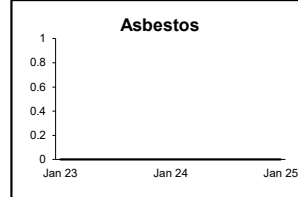
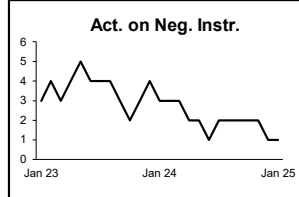
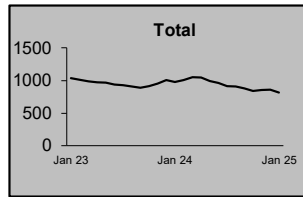
	Cases in Backlog															
	Track 1					Track 2				Track 3			Track 4			Total Backlog
	12 to 18 months	18 to 24 months	24 to 36 months	over 36 months	Total Track 1	18 to 24 months	24 to 36 months	over 36 months	Total Track 2	24 to 36 months	over 36 months	Total Track 3	24 to 36 months	over 36 months	Total Track 4	
Act on Neg Inst	0	0	0	1	1	0	0	0	0	0	0	0	0	0	0	1
Assault & Bat	0	0	0	0	0	0	0	0	0	0	0	0	0	0	0	0
Auto - Pers Inj	0	0	0	0	0	0	0	0	0	6	103	109	0	0	0	109
Auto - Property	0	0	0	0	0	190	69	28	287	0	0	0	0	0	0	287
Book Account	0	0	0	0	0	1	1	0	2	0	0	0	0	0	0	2
Civil Rights	8	4	4	0	16	0	0	0	0	0	0	0	0	0	0	16
Complex Comme	0	0	0	0	0	0	0	0	0	2	7	9	0	0	0	9
Condemnation	0	0	0	0	0	0	0	0	0	0	0	0	7	5	12	12
Construction	0	0	0	0	0	0	0	0	0	0	1	1	0	0	0	1
Contract/Comme	0	0	0	0	0	0	1	2	3	0	0	0	0	0	0	3
Employment	0	0	0	0	0	34	14	8	56	0	0	0	0	0	0	56
Lieu of P. Writ	0	0	0	0	0	3	1	2	6	0	0	0	0	0	0	6
Medical Malprac	0	0	0	0	0	0	0	0	0	0	0	0	0	2	2	2
Name Change	0	0	0	0	0	0	0	0	0	10	19	29	0	0	0	29
Other Insurance	1	0	0	0	1	0	0	0	0	0	0	0	0	0	0	1
Other MCL	1	0	0	0	1	0	0	0	0	0	0	0	0	0	0	1
Other Track 1	0	0	0	0	0	0	0	0	0	0	0	0	0	0	0	0
Other Track 3	5	3	2	2	12	0	0	0	0	1	0	1	0	0	0	13
Other Track 4	0	0	0	0	0	0	0	0	0	19	7	26	0	0	0	26
Personal Injury	0	0	0	0	0	0	0	0	0	0	0	0	1	11	12	12
Prod Liability	0	0	0	0	0	103	72	7	182	0	0	0	0	0	0	182
Prof Malpractic	0	0	0	0	0	0	0	0	0	4	2	6	0	0	0	6
PIP Coverage	0	0	0	0	0	0	0	0	0	1	7	8	0	0	0	8
Real Property	0	0	0	0	0	0	0	0	0	0	0	0	0	0	0	0
Tort Other	1	2	0	1	4	0	0	0	0	0	0	0	0	0	0	4
Toxic Tort	0	0	0	0	0	9	5	1	15	0	0	0	0	0	0	15
#REF!	0	0	0	0	0	0	0	0	0	0	0	0	0	0	0	0
UM/UIM Bod Inj	0	0	0	0	0	11	4	1	16	0	0	0	0	0	0	16
Total	16	9	6	4	35	351	167	49	567	43	146	189	8	18	26	817

**CIVIL RESOLUTION SUMMARY BY CASETYPE
JULY 2024 - JANUARY 2025
PASSAIC**

	Trial			Summary					Total	Percent resolved by						Monthly Resolutions
	Jury	Nonjury	Total	Judgment	Settlement	Default Judgment	Dismiss	Other		Trial	Sum Jud	Settle	Default J	Dismiss	Other	
Act on Neg Inst	0	0	0	0	0	2	1	1	4	0%	0%	0%	50%	25%	25%	
Asbestos	0	0	0	0	0	0	0	0	0	0%	0%	0%	0%	0%	0%	
Assault & Bat	0	0	0	0	3	1	7	1	12	0%	0%	25%	8%	58%	8%	
Auto - Pers Inj	5	0	5	7	272	4	672	24	984	1%	1%	28%	0%	68%	2%	
Auto - Property	0	0	0	0	7	11	24	3	45	0%	0%	16%	24%	53%	7%	
Book Account	0	0	0	9	41	63	127	1	241	0%	4%	17%	26%	53%	0%	
Civil Rights	0	0	0	0	2	0	7	1	10	0%	0%	20%	0%	70%	10%	
Complex Commerc	0	0	0	0	4	0	6	1	11	0%	0%	36%	0%	55%	9%	
Condemnation	0	0	0	0	1	0	3	1	5	0%	0%	20%	0%	60%	20%	
Construction	0	0	0	0	1	2	11	0	14	0%	0%	7%	14%	79%	0%	
Contract/Commer	3	1	4	12	59	32	175	4	286	1%	4%	21%	11%	61%	1%	
Employment	0	0	0	0	3	0	7	1	11	0%	0%	27%	0%	64%	9%	
Lieu of P. Writ	0	0	0	1	0	0	19	0	20	0%	5%	0%	0%	95%	0%	
Medical Malprac	0	0	0	0	16	0	18	0	34	0%	0%	47%	0%	53%	0%	
Name Change	0	0	0	0	0	0	8	69	77	0%	0%	0%	0%	10%	90%	
Other Insurance	0	0	0	1	2	0	13	2	18	0%	6%	11%	0%	72%	11%	
Other MCL	0	0	0	0	0	0	0	0	0	0%	0%	0%	0%	0%	0%	
Other Track 1	0	1	1	6	14	11	72	8	112	1%	5%	13%	10%	64%	7%	
Other Track 3	0	0	0	0	20	0	40	5	65	0%	0%	31%	0%	62%	8%	
Other Track 4	0	0	0	2	0	1	3	0	6	0%	33%	0%	17%	50%	0%	
Personal Injury	3	0	3	3	115	2	205	14	342	1%	1%	34%	1%	60%	4%	
Prod Liability	0	0	0	0	4	0	4	0	8	0%	0%	50%	0%	50%	0%	
Prof Malpractic	0	0	0	0	5	0	7	0	12	0%	0%	42%	0%	58%	0%	
PIP Coverage	0	0	0	0	2	0	5	0	7	0%	0%	29%	0%	71%	0%	
Real Property	0	0	0	1	1	1	6	0	9	0%	11%	11%	11%	67%	0%	
Tort Other	0	0	0	1	13	4	37	3	58	0%	2%	22%	7%	64%	5%	
Toxic Tort	0	0	0	0	1	0	0	0	1	0%	0%	100%	0%	0%	0%	
UM/UIM Bod Inj	1	0	1	0	12	1	42	2	58	2%	0%	21%	2%	72%	3%	
Total	12	2	14	43	598	135	1,519	141	2,450	1%	2%	24%	6%	62%	6%	

**CIVIL BACKLOG BY CASETYPE
JANUARY 2025
PASSAIC**

	Total	Backlog	% chg
Jan 23		1,040	
Jan 24		977	-6%
Jan 25		817	-16%



1) Casetypes with the state's largest backlogs are highlighted.

2) Some Multicounty Litigation (MCL) cases were transferred in November 2014: Atlantic to Bergen = 8,935; Atlantic to Middlesex = 4,070.

CIVIL CASELOAD SUMMARY BY CASETYPE
JANUARY 2025
SALEM

	Filings			Resolutions			Clearance		Backlog			Backlog Percent		Backlog Per 100 Monthly Filings		Active Pending		
	Jul 2023 to Jan 2024	Jul 2024 to Jan 2025	percent change	Jul 2023 to Jan 2024	Jul 2024 to Jan 2025	percent change	Jan 2025		Jan 2024	Jan 2025	percent change	Jan 2024	Jan 2025	Jan 2024	Jan 2025	Jan 2024	Jan 2025	percent change
	number	percent																
Act on Neg Inst	0	0	0%	0	0	0%	0	100%	0	0	0%	0%	0%	0	0	0	0	0%
Asbestos	0	0	0%	0	0	0%	0	100%	0	0	0%	0%	0%	0	0	0	0	0%
Assault & Bat	0	0	0%	0	0	0%	0	100%	0	1		0%	100%	0		0	1	
Auto - Pers Inj	22	39	77%	20	24	20%	-15	62%	12	8	-33%	24%	12%	351	148	50	65	30%
Auto - Property	4	1	-75%	1	4	300%	3	400%	0	0	0%	0%	0%	0	0	5	2	-60%
Book Account	11	33	200%	21	33	57%	0	100%	1	0	-100%	10%	0%	39	0	10	21	110%
Civil Rights	4	0	-100%	0	4		4	100%	1	1	0%	14%	50%	300	1,200	7	2	-71%
Complex Comme	0	1		0	0	0%	-1	0%	0	0	0%	0%	0%	0	0	0	0	0%
Condemnation	0	0	0%	0	0	0%	0	100%	0	0	0%	0%	0%	0	0	0	0	0%
Construction	0	2		2	0	-100%	-2	0%	0	0	0%	0%	0%	0	0	0	2	
Contract/Comme	24	26	8%	17	25	47%	-1	96%	0	2		0%	5%	0	49	32	41	28%
Employment	1	0	-100%	1	0	-100%	0	100%	0	0	0%	0%	0%	0	0	0	2	
Lieu of P. Writ	5	3	-40%	3	7	133%	4	233%	0	0	0%	0%	0%	0	0	7	4	-43%
Medical Malprac	1	2	100%	1	0	-100%	-2	0%	0	2		0%	33%	0	800	3	6	100%
Name Change	5	10	100%	8	15	88%	5	150%	0	0	0%	0%	0%	0	0	1	0	-100%
Other Insurance	1	0	-100%	2	0	-100%	0	100%	0	1		0%	100%	0		1	1	0%
Other MCL	0	0	0%	0	0	0%	0	100%	0	0	0%	0%	0%	0	0	0	0	0%
Other Track 1	17	21	24%	13	15	15%	-6	71%	1	3	200%	7%	20%	40	109	14	15	7%
Other Track 3	5	3	-40%	10	4	-60%	1	133%	1	0	-100%	9%	0%	100	0	11	5	-55%
Other Track 4	0	8		0	0	0%	-8	0%	2	2	0%	67%	17%		240	3	12	300%
Personal Injury	21	15	-29%	11	16	45%	1	107%	12	11	-8%	27%	27%	424	455	45	41	-9%
Prod Liability	4	1	-75%	1	0	-100%	-1	0%	0	0	0%	0%	0%	0	0	4	1	-75%
Prof Malpractic	3	0	-100%	1	2	100%	2	100%	3	2	-33%	50%	67%	900	2,400	6	3	-50%
PIP Coverage	0	0	0%	2	0	-100%	0	100%	0	0	0%	0%	0%	0	0	0	0	0%
Real Property	1	1	0%	1	2	100%	1	200%	0	2		0%	100%	0	1,200	2	2	0%
Tort Other	2	6	200%	5	4	-20%	-2	67%	2	2	0%	33%	25%	480	267	6	8	33%
Toxic Tort	0	0	0%	0	0	0%	0	100%	0	0	0%	0%	0%	0	0	0	0	0%
UM/UIM Bod Inj	1	2	100%	7	3	-57%	1	150%	0	1		0%	33%	0	300	3	3	0%
Total	132	174	32%	127	158	24%	-16	91%	35	38	9%	17%	16%	163	150	210	237	13%

CIVIL BACKLOG SUMMARY BY CASETYPE

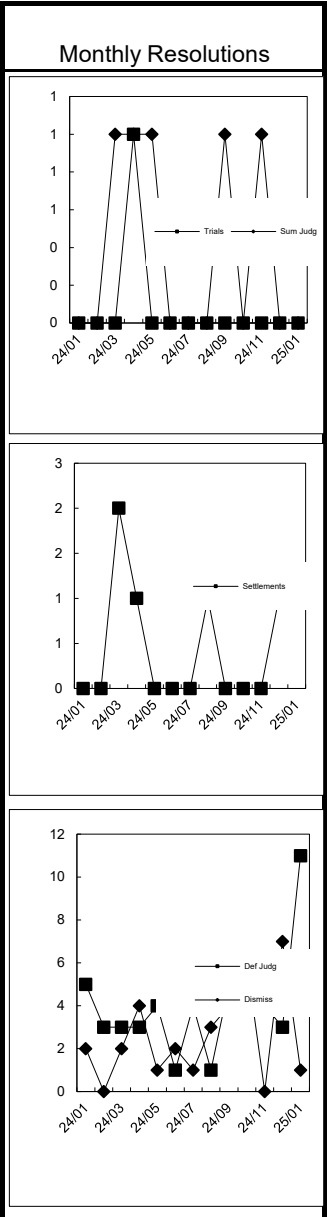
January 2025

SALEM

	Cases in Backlog															
	Track 1					Track 2				Track 3			Track 4			Total Backlog
	12 to 18 months	18 to 24 months	24 to 36 months	over 36 months	Total Track 1	18 to 24 months	24 to 36 months	over 36 months	Total Track 2	24 to 36 months	over 36 months	Total Track 3	24 to 36 months	over 36 months	Total Track 4	
Act on Neg Inst	0	0	0	0	0	0	0	0	0	0	0	0	0	0	0	0
Assault & Bat	0	0	0	0	0	0	0	0	0	0	0	0	0	0	0	0
Auto - Pers Inj	0	0	0	0	0	0	0	0	0	0	1	1	0	0	0	0
Auto - Property	0	0	0	0	0	5	2	1	8	0	0	0	0	0	0	0
Book Account	0	0	0	0	0	0	0	0	0	0	0	0	0	0	0	0
Civil Rights	0	0	0	0	0	0	0	0	0	0	0	0	0	0	0	0
Complex Comme	0	0	0	0	0	0	0	0	0	0	1	1	0	0	0	0
Condemnation	0	0	0	0	0	0	0	0	0	0	0	0	0	0	0	0
Construction	0	0	0	0	0	0	0	0	0	0	0	0	0	0	0	0
Contract/Comme	0	0	0	0	0	0	0	0	0	0	0	0	0	0	0	0
Employment	0	0	0	0	0	1	1	0	2	0	0	0	0	0	0	0
Lieu of P. Writ	0	0	0	0	0	0	0	0	0	0	0	0	0	0	0	0
Medical Malprac	0	0	0	0	0	0	0	0	0	0	0	0	0	0	0	0
Name Change	0	0	0	0	0	0	0	0	0	2	0	2	0	0	0	0
Other Insurance	0	0	0	0	0	0	0	0	0	0	0	0	0	0	0	0
Other MCL	1	0	0	0	1	0	0	0	0	0	0	0	0	0	0	0
Other Track 1	0	0	0	0	0	0	0	0	0	0	0	0	0	0	0	0
Other Track 3	2	0	0	1	3	0	0	0	0	0	0	0	0	0	0	0
Other Track 4	0	0	0	0	0	0	0	0	0	0	0	0	0	0	0	0
Personal Injury	0	0	0	0	0	0	0	0	0	0	0	0	0	2	2	2
Prod Liability	0	0	0	0	0	6	3	2	11	0	0	0	0	0	0	0
Prof Malpractic	0	0	0	0	0	0	0	0	0	0	0	0	0	0	0	0
PIP Coverage	0	0	0	0	0	0	0	0	0	0	2	2	0	0	0	0
Real Property	0	0	0	0	0	0	0	0	0	0	0	0	0	0	0	0
Tort Other	1	0	0	1	2	0	0	0	0	0	0	0	0	0	0	0
Toxic Tort	0	0	0	0	0	1	1	0	2	0	0	0	0	0	0	0
#REF!	0	0	0	0	0	0	0	0	0	0	0	0	0	0	0	0
UM/UIM Bod Inj	0	0	0	0	0	1	0	0	1	0	0	0	0	0	0	0
Total	4	0	0	2	6	14	7	3	24	2	4	6	0	2	2	38

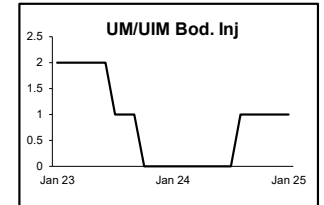
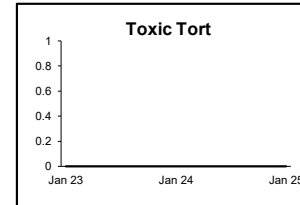
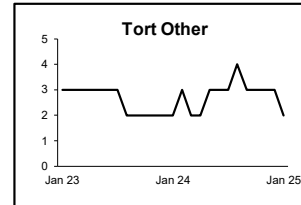
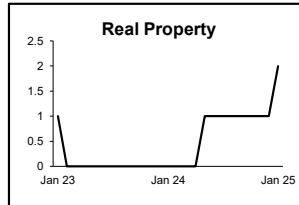
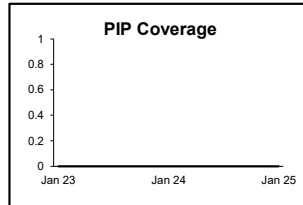
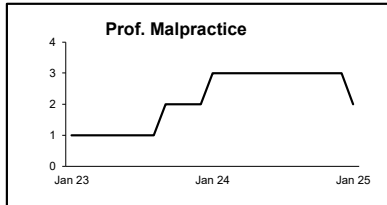
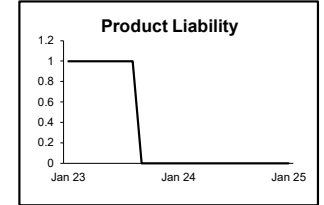
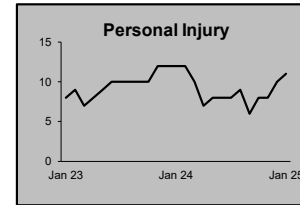
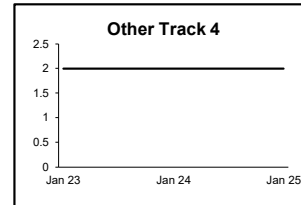
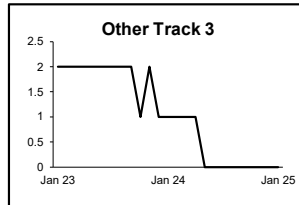
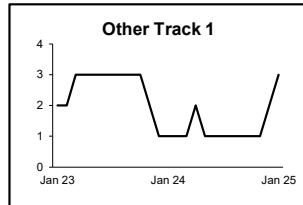
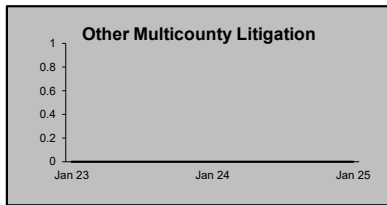
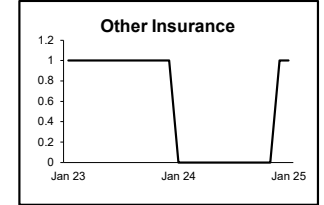

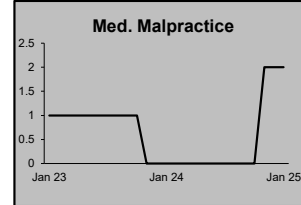
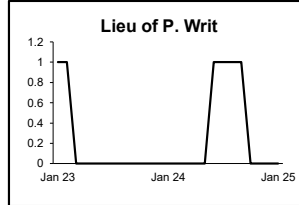
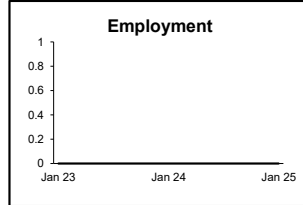
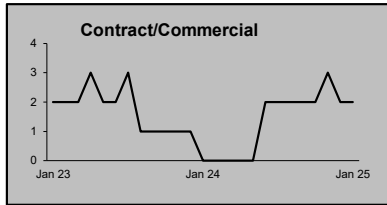
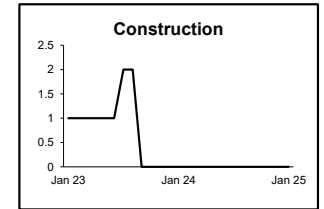
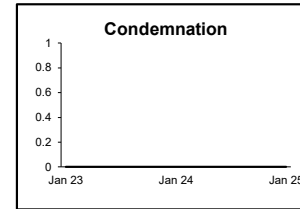

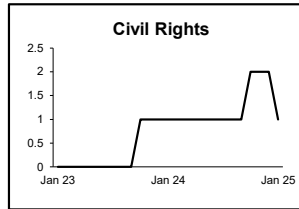
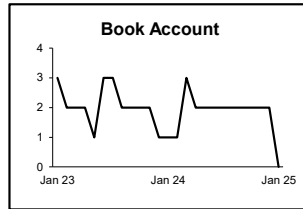
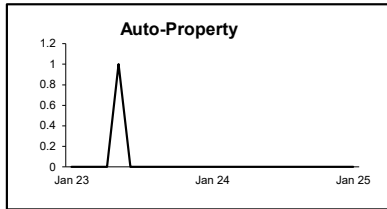
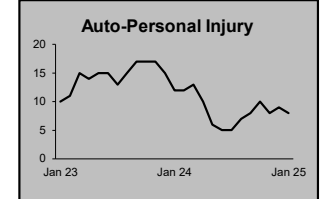
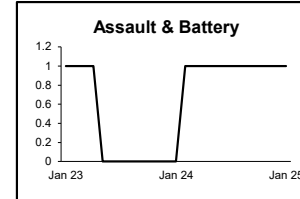
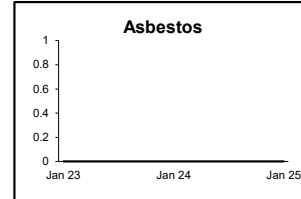
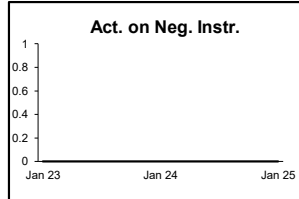
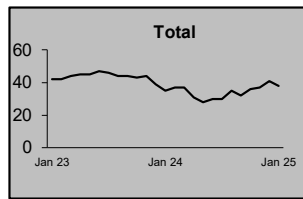
**CIVIL RESOLUTION SUMMARY BY CASETYPE
JULY 2024 - JANUARY 2025
SALEM**

	Trial			Summary					Total	Percent resolved by						Monthly Resolutions
	Jury	Nonjury	Total	Judgment	Settlement	Default Judgment	Dismiss	Other		Trial	Sum Jud	Settle	Default J	Dismiss	Other	
Act on Neg Inst	0	0	0	0	0	0	0	0	0	0%	0%	0%	0%	0%	0%	
Asbestos	0	0	0	0	0	0	0	0	0	0%	0%	0%	0%	0%	0%	
Assault & Bat	0	0	0	0	0	0	0	0	0	0%	0%	0%	0%	0%	0%	
Auto - Pers Inj	0	0	0	0	8	0	15	1	24	0%	0%	33%	0%	63%	4%	
Auto - Property	0	0	0	0	1	0	2	1	4	0%	0%	25%	0%	50%	25%	
Book Account	1	0	1	1	5	14	11	1	33	3%	3%	15%	42%	33%	3%	
Civil Rights	0	0	0	0	0	0	3	1	4	0%	0%	0%	0%	75%	25%	
Complex Commerc	0	0	0	0	0	0	0	0	0	0%	0%	0%	0%	0%	0%	
Condemnation	0	0	0	0	0	0	0	0	0	0%	0%	0%	0%	0%	0%	
Construction	0	0	0	0	0	0	0	0	0	0%	0%	0%	0%	0%	0%	
Contract/Commer	0	0	0	0	4	7	14	0	25	0%	0%	16%	28%	56%	0%	
Employment	0	0	0	0	0	0	0	0	0	0%	0%	0%	0%	0%	0%	
Lieu of P. Writ	0	0	0	1	0	0	5	1	7	0%	14%	0%	0%	71%	14%	
Medical Malprac	0	0	0	0	0	0	0	0	0	0%	0%	0%	0%	0%	0%	
Name Change	0	0	0	0	0	0	0	15	15	0%	0%	0%	0%	0%	100%	
Other Insurance	0	0	0	0	0	0	0	0	0	0%	0%	0%	0%	0%	0%	
Other MCL	0	0	0	0	0	0	0	0	0	0%	0%	0%	0%	0%	0%	
Other Track 1	0	0	0	1	3	1	6	4	15	0%	7%	20%	7%	40%	27%	
Other Track 3	0	0	0	0	2	0	2	0	4	0%	0%	50%	0%	50%	0%	
Other Track 4	0	0	0	0	0	0	0	0	0	0%	0%	0%	0%	0%	0%	
Personal Injury	0	0	0	0	7	0	6	3	16	0%	0%	44%	0%	38%	19%	
Prod Liability	0	0	0	0	0	0	0	0	0	0%	0%	0%	0%	0%	0%	
Prof Malpractic	0	0	0	0	1	0	0	1	2	0%	0%	50%	0%	0%	50%	
PIP Coverage	0	0	0	0	0	0	0	0	0	0%	0%	0%	0%	0%	0%	
Real Property	0	0	0	0	0	0	1	1	2	0%	0%	0%	0%	50%	50%	
Tort Other	1	0	1	0	1	0	1	1	4	25%	0%	25%	0%	25%	25%	
Toxic Tort	0	0	0	0	0	0	0	0	0	0%	0%	0%	0%	0%	0%	
UM/UIM Bod Inj	0	0	0	0	1	0	2	0	3	0%	0%	33%	0%	67%	0%	
Total	2	0	2	3	33	22	68	30	158	1%	2%	21%	14%	43%	19%	



**CIVIL BACKLOG BY CASETYPE
JANUARY 2025
SALEM**

	Total	Backlog	% chg
Jan 23		42	
Jan 24		35	-17%
Jan 25		38	9%



1) Casetypes with the state's largest backlogs are highlighted.

2) Some Multicounty Litigation (MCL) cases were transferred in November 2014: Atlantic to Bergen = 8,935; Atlantic to Middlesex = 4,070.

CIVIL CASELOAD SUMMARY BY CASETYPE
JANUARY 2025
SOMERSET

	Filings			Resolutions			Clearance		Backlog			Backlog Percent		Backlog Per 100 Monthly Filings		Active Pending		
	Jul 2023 to Jan 2024	Jul 2024 to Jan 2025	percent change	Jul 2023 to Jan 2024	Jul 2024 to Jan 2025	percent change	Jan 2025		Jan 2024	Jan 2025	percent change	Jan 2024	Jan 2025	Jan 2024	Jan 2025	Jan 2024	Jan 2025	percent change
	number	percent																
Act on Neg Inst	4	1	-75%	3	3	0%	2	300%	0	0	0%	0%	0%	0	0	3	1	-67%
Asbestos	0	0	0%	0	0	0%	0	100%	0	0	0%	0%	0%	0	0	0	0	0%
Assault & Bat	0	4		1	5	400%	1	125%	9	7	-22%	64%	50%	5,400	1,400	14	14	0%
Auto - Pers Inj	197	250	27%	175	230	31%	-20	92%	169	128	-24%	34%	25%	598	378	500	510	2%
Auto - Property	14	18	29%	7	17	143%	-1	94%	1	3	200%	5%	15%	57	124	20	20	0%
Book Account	137	164	20%	89	152	71%	-12	93%	11	6	-45%	9%	4%	67	25	119	135	13%
Civil Rights	10	3	-70%	6	4	-33%	1	133%	6	9	50%	33%	45%	554	1,350	18	20	11%
Complex Comme	3	5	67%	3	5	67%	0	100%	7	9	29%	47%	53%	1,050	1,080	15	17	13%
Condemnation	2	3	50%	4	2	-50%	-1	67%	0	0	0%	0%	0%	0	0	2	2	0%
Construction	5	14	180%	9	9	0%	-5	64%	2	4	100%	18%	24%	171	267	11	17	55%
Contract/Comme	147	175	19%	146	186	27%	11	106%	77	62	-19%	29%	21%	368	250	270	289	7%
Employment	4	2	-50%	6	10	67%	8	500%	4	2	-50%	40%	33%	960	343	10	6	-40%
Lieu of P. Writ	14	9	-36%	2	9	350%	0	100%	7	14	100%	16%	37%	365	1,527	44	38	-14%
Medical Malprac	8	12	50%	7	5	-29%	-7	42%	27	32	19%	59%	52%	2,945	1,600	46	61	33%
Name Change	72	74	3%	60	68	13%	-6	92%	0	0	0%	0%	0%	0	0	25	22	-12%
Other Insurance	8	8	0%	6	8	33%	0	100%	3	3	0%	25%	27%	277	300	12	11	-8%
Other MCL	0	0	0%	0	0	0%	0	100%	0	0	0%	0%	0%	0	0	0	0	0%
Other Track 1	63	57	-10%	53	55	4%	-2	96%	9	3	-67%	17%	9%	103	34	52	33	-37%
Other Track 3	31	39	26%	27	41	52%	2	105%	24	20	-17%	29%	22%	480	348	84	93	11%
Other Track 4	4	20	400%	4	4	0%	-16	20%	11	9	-18%	61%	27%	1,886	491	18	33	83%
Personal Injury	102	102	0%	86	139	62%	37	136%	122	102	-16%	37%	35%	755	684	334	295	-12%
Prod Liability	3	1	-67%	3	4	33%	3	400%	2	3	50%	20%	50%	480	1,800	10	6	-40%
Prof Malpractic	6	15	150%	5	13	160%	-2	87%	15	14	-7%	44%	34%	1,636	764	34	41	21%
PIP Coverage	1	6	500%	0	1		-5	17%	0	0	0%	0%	0%	0	0	1	5	400%
Real Property	5	4	-20%	5	3	-40%	-1	75%	3	2	-33%	43%	50%	360	400	7	4	-43%
Tort Other	143	94	-34%	102	116	14%	22	123%	18	16	-11%	12%	15%	104	120	150	109	-27%
Toxic Tort	0	0	0%	0	0	0%	0	100%	0	0	0%	0%	0%	0	0	0	0	0%
UM/UIM Bod Inj	6	15	150%	4	17	325%	2	113%	20	4	-80%	67%	18%	2,000	218	30	22	-27%
Total	989	1,095	11%	813	1,106	36%	11	101%	547	452	-17%	30%	25%	400	294	1,829	1,804	-1%

CIVIL BACKLOG SUMMARY BY CASETYPE

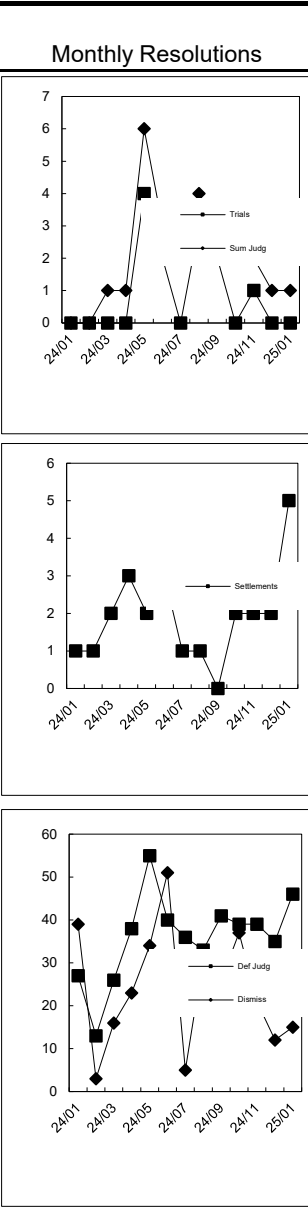
January 2025

SOMERSET

	Cases in Backlog															
	Track 1					Track 2				Track 3			Track 4			Total Backlog
	12 to 18 months	18 to 24 months	24 to 36 months	over 36 months	Total Track 1	18 to 24 months	24 to 36 months	over 36 months	Total Track 2	24 to 36 months	over 36 months	Total Track 3	24 to 36 months	over 36 months	Total Track 4	
Act on Neg Inst	0	0	0	0	0	0	0	0	0	0	0	0	0	0	0	0
Assault & Bat	0	0	0	0	0	0	0	0	0	0	0	0	0	0	0	0
Auto - Pers Inj	0	0	0	0	0	0	0	0	0	3	4	7	0	0	0	7
Auto - Property	0	0	0	0	0	47	52	29	128	0	0	0	0	0	0	128
Book Account	0	0	0	0	0	1	1	1	3	0	0	0	0	0	0	3
Civil Rights	6	0	0	0	6	0	0	0	0	0	0	0	0	0	0	6
Complex Comme	0	0	0	0	0	0	0	0	0	3	6	9	0	0	0	9
Condemnation	0	0	0	0	0	0	0	0	0	0	0	0	2	7	9	9
Construction	0	0	0	0	0	0	0	0	0	0	0	0	0	0	0	0
Contract/Comme	0	0	0	0	0	2	0	2	4	0	0	0	0	0	0	4
Employment	0	0	0	0	0	20	23	19	62	0	0	0	0	0	0	62
Lieu of P. Writ	0	0	0	0	0	0	1	1	2	0	0	0	0	0	0	2
Medical Malprac	0	0	0	0	0	0	0	0	0	0	0	0	10	4	14	14
Name Change	0	0	0	0	0	0	0	0	0	9	23	32	0	0	0	32
Other Insurance	0	0	0	0	0	0	0	0	0	0	0	0	0	0	0	0
Other MCL	2	1	0	0	3	0	0	0	0	0	0	0	0	0	0	3
Other Track 1	0	0	0	0	0	0	0	0	0	0	0	0	0	0	0	0
Other Track 3	1	1	1	0	3	0	0	0	0	0	0	0	0	0	0	3
Other Track 4	0	0	0	0	0	0	0	0	0	9	11	20	0	0	0	20
Personal Injury	0	0	0	0	0	0	0	0	0	0	0	0	3	6	9	9
Prod Liability	0	0	0	0	0	36	41	25	102	0	0	0	0	0	0	102
Prof Malpractic	0	0	0	0	0	0	0	0	0	3	0	3	0	0	0	3
PIP Coverage	0	0	0	0	0	0	0	0	0	4	10	14	0	0	0	14
Real Property	0	0	0	0	0	0	0	0	0	0	0	0	0	0	0	0
Tort Other	0	0	1	1	2	0	0	0	0	0	0	0	0	0	0	2
Toxic Tort	0	0	0	0	0	5	7	4	16	0	0	0	0	0	0	16
#REF!	0	0	0	0	0	0	0	0	0	0	0	0	0	0	0	0
UM/UIM Bod Inj	0	0	0	0	0	2	1	1	4	0	0	0	0	0	0	4
Total	9	2	2	1	14	113	126	82	321	31	54	85	15	17	32	452

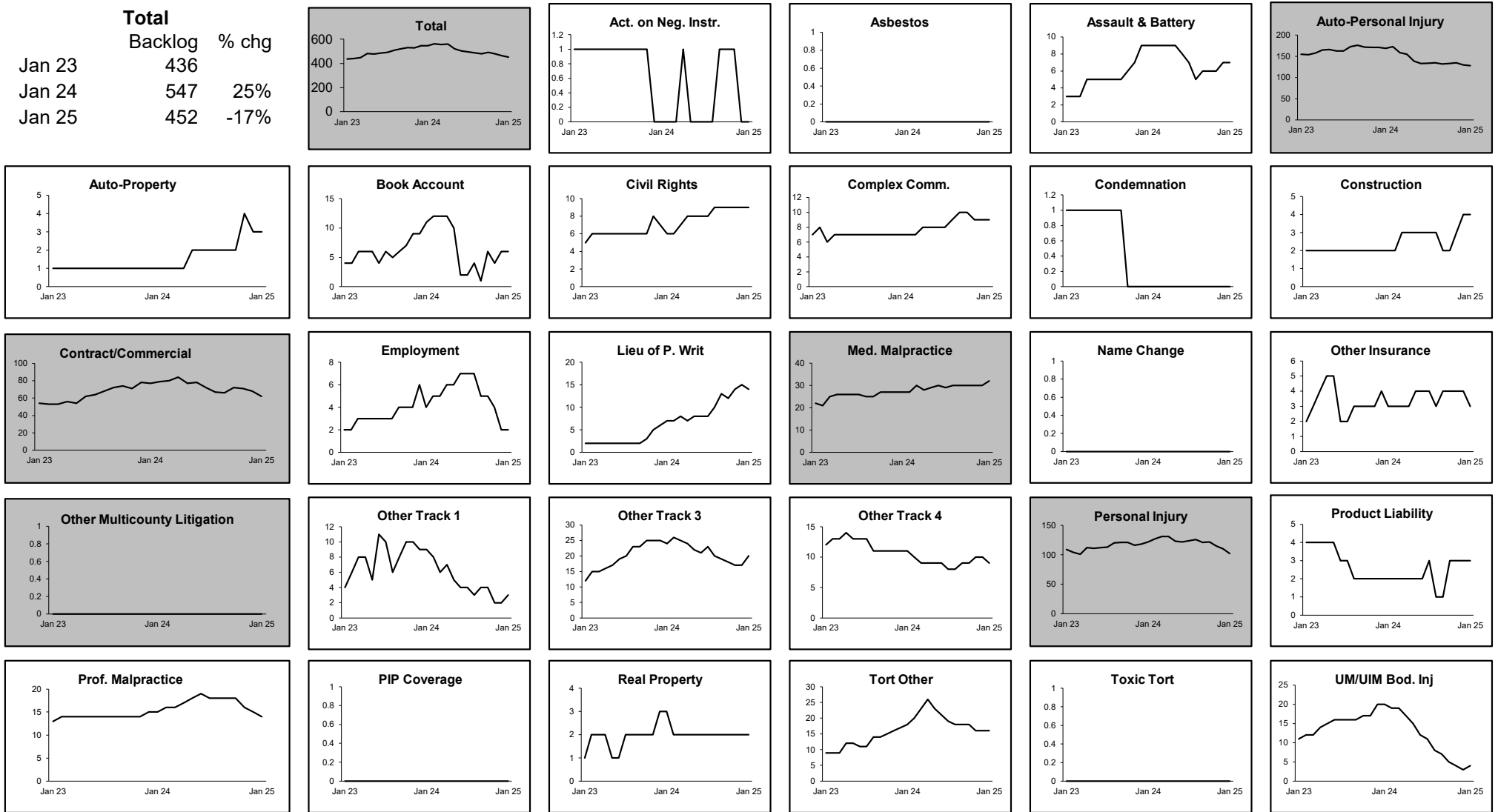
**CIVIL RESOLUTION SUMMARY BY CASETYPE
JULY 2024 - JANUARY 2025
SOMERSET**

	Trial			Summary					Total	Percent resolved by						Monthly Resolutions
	Jury	Nonjury	Total	Judgment	Settlement	Default Judgment	Dismiss	Other		Trial	Sum Jud	Settle	Default J	Dismiss	Other	
Act on Neg Inst	0	0	0	0	1	0	2	0	3	0%	0%	33%	0%	67%	0%	
Asbestos	0	0	0	0	0	0	0	0	0	0%	0%	0%	0%	0%	0%	
Assault & Bat	0	0	0	0	1	0	4	0	5	0%	0%	20%	0%	80%	0%	
Auto - Pers Inj	3	0	3	0	65	0	156	6	230	1%	0%	28%	0%	68%	3%	
Auto - Property	0	0	0	0	4	8	5	0	17	0%	0%	24%	47%	29%	0%	
Book Account	0	1	1	4	31	49	66	1	152	1%	3%	20%	32%	43%	1%	
Civil Rights	0	0	0	0	0	0	3	1	4	0%	0%	0%	0%	75%	25%	
Complex Commerc	0	0	0	0	1	1	3	0	5	0%	0%	20%	20%	60%	0%	
Condemnation	0	0	0	1	0	0	0	1	2	0%	50%	0%	0%	0%	50%	
Construction	0	0	0	0	2	1	6	0	9	0%	0%	22%	11%	67%	0%	
Contract/Commer	1	2	3	4	48	32	89	10	186	2%	2%	26%	17%	48%	5%	
Employment	0	0	0	0	5	1	4	0	10	0%	0%	50%	10%	40%	0%	
Lieu of P. Writ	0	1	1	0	0	0	7	1	9	11%	0%	0%	0%	78%	11%	
Medical Malprac	0	0	0	0	1	0	3	1	5	0%	0%	20%	0%	60%	20%	
Name Change	0	0	0	0	0	0	2	66	68	0%	0%	0%	0%	3%	97%	
Other Insurance	0	1	1	1	2	1	2	1	8	13%	13%	25%	13%	25%	13%	
Other MCL	0	0	0	0	0	0	0	0	0	0%	0%	0%	0%	0%	0%	
Other Track 1	0	0	0	1	15	0	23	16	55	0%	2%	27%	0%	42%	29%	
Other Track 3	1	1	2	0	9	0	23	7	41	5%	0%	22%	0%	56%	17%	
Other Track 4	0	0	0	0	1	0	3	0	4	0%	0%	25%	0%	75%	0%	
Personal Injury	3	0	3	1	61	0	58	16	139	2%	1%	44%	0%	42%	12%	
Prod Liability	0	0	0	0	1	2	0	1	4	0%	0%	25%	50%	0%	25%	
Prof Malpractic	0	0	0	0	7	0	6	0	13	0%	0%	54%	0%	46%	0%	
PIP Coverage	0	0	0	0	1	0	0	0	1	0%	0%	100%	0%	0%	0%	
Real Property	0	0	0	0	1	0	2	0	3	0%	0%	33%	0%	67%	0%	
Tort Other	0	0	0	1	10	52	46	7	116	0%	1%	9%	45%	40%	6%	
Toxic Tort	0	0	0	0	0	0	0	0	0	0%	0%	0%	0%	0%	0%	
UM/UIM Bod Inj	1	0	1	0	2	0	14	0	17	6%	0%	12%	0%	82%	0%	
Total	9	6	15	13	269	147	527	135	1,106	1%	1%	24%	13%	48%	12%	



**CIVIL BACKLOG BY CASETYPE
JANUARY 2025
SOMERSET**

	Total	Backlog	% chg
Jan 23		436	
Jan 24		547	25%
Jan 25		452	-17%



1) Casetypes with the state's largest backlogs are highlighted.

2) Some Multicounty Litigation (MCL) cases were transferred in November 2014: Atlantic to Bergen = 8,935; Atlantic to Middlesex = 4,070.

CIVIL CASELOAD SUMMARY BY CASETYPE
JANUARY 2025
SUSSEX

	Filings			Resolutions			Clearance		Backlog			Backlog Percent		Backlog Per 100 Monthly Filings		Active Pending		
	Jul 2023 to Jan 2024	Jul 2024 to Jan 2025	percent change	Jul 2023 to Jan 2024	Jul 2024 to Jan 2025	percent change	Jan 2025		Jan 2024	Jan 2025	percent change	Jan 2024	Jan 2025	Jan 2024	Jan 2025	Jan 2024	Jan 2025	percent change
	number	percent																
Act on Neg Inst	1	0	-100%	3	0	-100%	0	100%	0	0	0%	0%	0%	0	0	0	0	0%
Asbestos	0	0	0%	0	0	0%	0	100%	0	0	0%	0%	0%	0	0	0	0	0%
Assault & Bat	2	2	0%	2	3	50%	1	150%	4	1	-75%	100%	33%	2,400	400	4	3	-25%
Auto - Pers Inj	52	54	4%	57	60	5%	6	111%	32	17	-47%	27%	15%	431	219	119	111	-7%
Auto - Property	4	10	150%	4	7	75%	-3	70%	0	1		0%	11%	0	86	6	9	50%
Book Account	79	88	11%	72	77	7%	-11	88%	3	1	-67%	6%	2%	31	8	48	61	27%
Civil Rights	2	1	-50%	4	1	-75%	0	100%	3	3	0%	75%	75%	1,200	1,800	4	4	0%
Complex Comme	0	3		5	1	-80%	-2	33%	2	2	0%	100%	40%	480	600	2	5	150%
Condemnation	1	1	0%	0	1		0	100%	0	0	0%	0%	0%	0	0	1	1	0%
Construction	5	2	-60%	4	3	-25%	1	150%	0	0	0%	0%	0%	0	0	4	4	0%
Contract/Comme	50	78	56%	69	73	6%	-5	94%	14	5	-64%	18%	6%	175	52	79	80	1%
Employment	3	7	133%	3	1	-67%	-6	14%	0	1		0%	10%	0	133	3	10	233%
Lieu of P. Writ	3	5	67%	2	5	150%	0	100%	0	1		0%	11%	0	109	5	9	80%
Medical Malprac	9	2	-78%	6	9	50%	7	450%	7	5	-29%	28%	33%	764	1,500	25	15	-40%
Name Change	25	41	64%	20	35	75%	-6	85%	0	0	0%	0%	0%	0	0	7	9	29%
Other Insurance	3	2	-33%	0	2		0	100%	1	0	-100%	20%	0%	300	0	5	2	-60%
Other MCL	0	0	0%	0	0	0%	0	100%	0	0	0%	0%	0%	0	0	0	0	0%
Other Track 1	27	33	22%	21	29	38%	-4	88%	5	2	-60%	19%	8%	158	48	27	26	-4%
Other Track 3	16	5	-69%	12	19	58%	14	380%	6	6	0%	17%	21%	240	450	36	28	-22%
Other Track 4	1	19	>999%	3	1	-67%	-18	5%	0	0	0%	0%	0%	0	0	1	19	>999%
Personal Injury	50	44	-12%	51	59	16%	15	134%	36	20	-44%	29%	21%	527	312	123	96	-22%
Prod Liability	2	3	50%	1	0	-100%	-3	0%	2	2	0%	29%	22%	600	800	7	9	29%
Prof Malpractic	2	2	0%	2	7	250%	5	350%	7	3	-57%	50%	25%	2,800	450	14	12	-14%
PIP Coverage	0	2		1	0	-100%	-2	0%	0	0	0%	0%	0%	0	0	0	2	
Real Property	3	2	-33%	5	4	-20%	2	200%	2	0	-100%	29%	0%	218	0	7	2	-71%
Tort Other	18	17	-6%	10	10	0%	-7	59%	7	8	14%	28%	27%	323	457	25	30	20%
Toxic Tort	0	0	0%	0	0	0%	0	100%	1	1	0%	100%	100%			1	1	0%
UM/UIM Bod Inj	0	3		1	3	200%	0	100%	2	0	-100%	67%	0%	2,400	0	3	2	-33%
Total	358	426	19%	358	410	15%	-16	96%	134	79	-41%	24%	14%	273	141	556	550	-1%

CIVIL BACKLOG SUMMARY BY CASETYPE

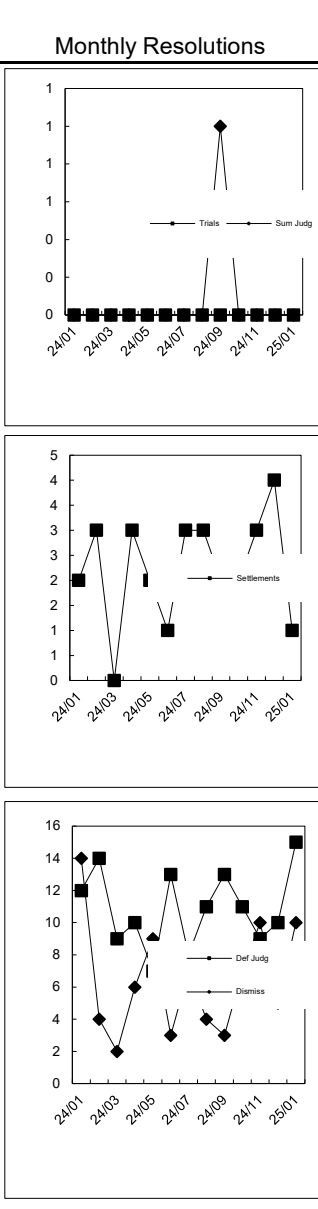
January 2025

SUSSEX

	Cases in Backlog															
	Track 1					Track 2				Track 3			Track 4			Total Backlog
	12 to 18 months	18 to 24 months	24 to 36 months	over 36 months	Total Track 1	18 to 24 months	24 to 36 months	over 36 months	Total Track 2	24 to 36 months	over 36 months	Total Track 3	24 to 36 months	over 36 months	Total Track 4	
Act on Neg Inst	0	0	0	0	0	0	0	0	0	0	0	0	0	0	0	0
Assault & Bat	0	0	0	0	0	0	0	0	0	0	0	0	0	0	0	0
Auto - Pers Inj	0	0	0	0	0	0	0	0	0	1	0	1	0	0	0	0
Auto - Property	0	0	0	0	0	10	7	0	17	0	0	0	0	0	0	0
Book Account	0	0	0	0	0	1	0	0	1	0	0	0	0	0	0	0
Civil Rights	1	0	0	0	1	0	0	0	0	0	0	0	0	0	0	0
Complex Comme	0	0	0	0	0	0	0	0	0	0	3	3	0	0	0	0
Condemnation	0	0	0	0	0	0	0	0	0	0	0	0	0	2	2	2
Construction	0	0	0	0	0	0	0	0	0	0	0	0	0	0	0	0
Contract/Comme	0	0	0	0	0	0	0	0	0	0	0	0	0	0	0	0
Employment	0	0	0	0	0	1	4	0	5	0	0	0	0	0	0	0
Lieu of P. Writ	0	0	0	0	0	1	0	0	1	0	0	0	0	0	0	0
Medical Malprac	0	0	0	0	0	0	0	0	0	0	0	0	1	0	1	1
Name Change	0	0	0	0	0	0	0	0	0	3	2	5	0	0	0	0
Other Insurance	0	0	0	0	0	0	0	0	0	0	0	0	0	0	0	0
Other MCL	0	0	0	0	0	0	0	0	0	0	0	0	0	0	0	0
Other Track 1	0	0	0	0	0	0	0	0	0	0	0	0	0	0	0	0
Other Track 3	2	0	0	0	2	0	0	0	0	0	0	0	0	0	0	0
Other Track 4	0	0	0	0	0	0	0	0	0	4	2	6	0	0	0	0
Personal Injury	0	0	0	0	0	0	0	0	0	0	0	0	0	0	0	0
Prod Liability	0	0	0	0	0	12	8	0	20	0	0	0	0	0	0	0
Prof Malpractic	0	0	0	0	0	0	0	0	0	0	2	2	0	0	0	0
PIP Coverage	0	0	0	0	0	0	0	0	0	1	2	3	0	0	0	0
Real Property	0	0	0	0	0	0	0	0	0	0	0	0	0	0	0	0
Tort Other	0	0	0	0	0	0	0	0	0	0	0	0	0	0	0	0
Toxic Tort	0	0	0	0	0	4	3	1	8	0	0	0	0	0	0	0
#REF!	0	0	0	0	0	0	0	0	0	0	1	1	0	0	0	0
UM/UIM Bod Inj	0	0	0	0	0	0	0	0	0	0	0	0	0	0	0	0
Total	3	0	0	0	3	29	22	1	52	9	12	21	1	2	3	79

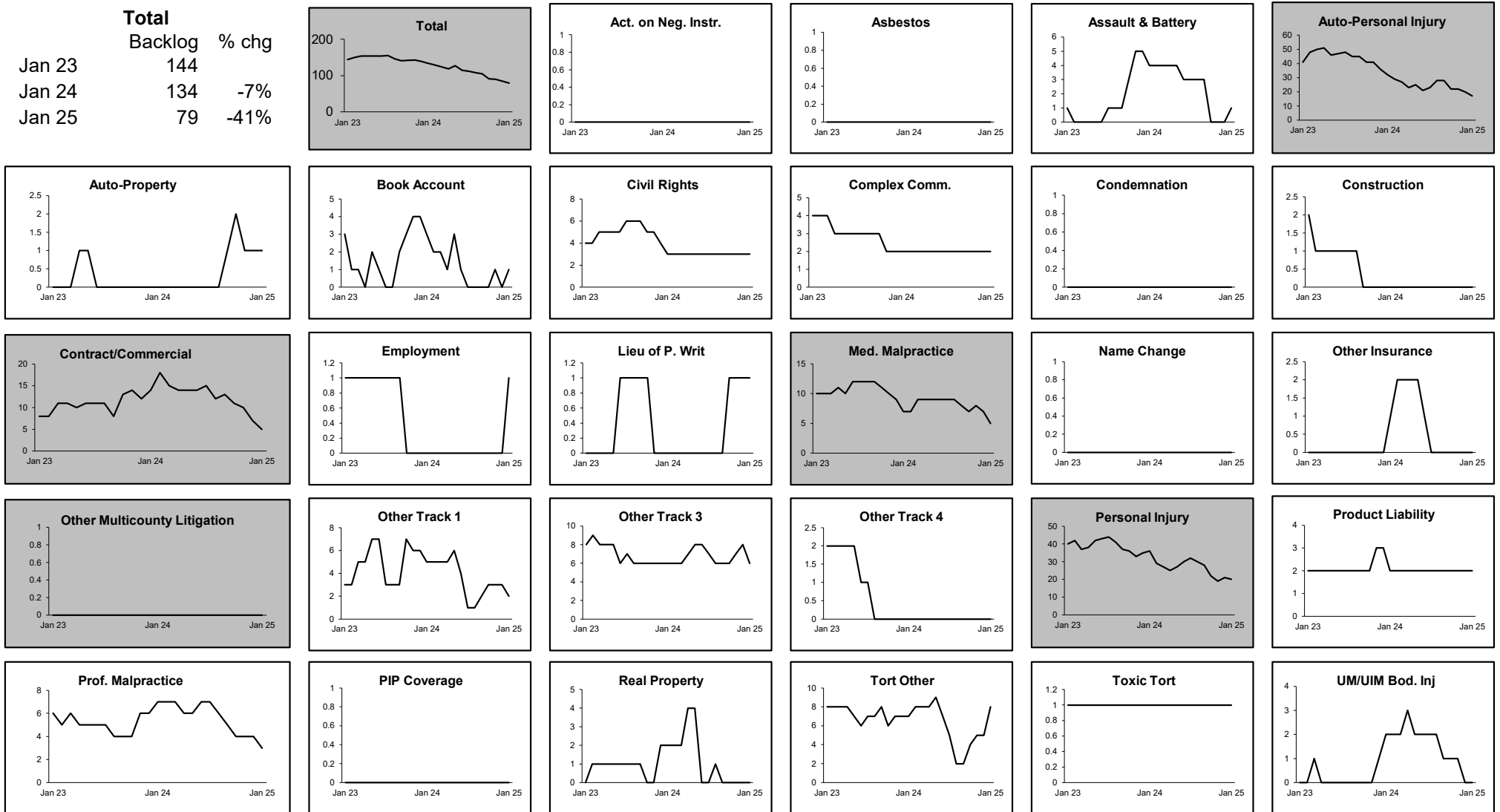
**CIVIL RESOLUTION SUMMARY BY CASETYPE
JULY 2024 - JANUARY 2025
SUSSEX**

	Trial			Summary					Total	Percent resolved by						Monthly Resolutions
	Jury	Nonjury	Total	Judgment	Settlement	Default Judgment	Dismiss	Other		Trial	Sum Jud	Settle	Default J	Dismiss	Other	
Act on Neg Inst	0	0	0	0	0	0	0	0	0	0%	0%	0%	0%	0%	0%	
Asbestos	0	0	0	0	0	0	0	0	0	0%	0%	0%	0%	0%	0%	
Assault & Bat	0	0	0	0	3	0	0	0	3	0%	0%	100%	0%	0%	0%	
Auto - Pers Inj	1	0	1	3	12	0	43	1	60	2%	5%	20%	0%	72%	2%	
Auto - Property	0	0	0	0	1	0	5	1	7	0%	0%	14%	0%	71%	14%	
Book Account	0	0	0	2	12	31	32	0	77	0%	3%	16%	40%	42%	0%	
Civil Rights	0	0	0	0	0	0	1	0	1	0%	0%	0%	0%	100%	0%	
Complex Commerc	0	0	0	0	0	0	1	0	1	0%	0%	0%	0%	100%	0%	
Condemnation	0	0	0	1	0	0	0	0	1	0%	100%	0%	0%	0%	0%	
Construction	0	0	0	0	0	0	3	0	3	0%	0%	0%	0%	100%	0%	
Contract/Commer	0	0	0	1	13	13	41	5	73	0%	1%	18%	18%	56%	7%	
Employment	0	0	0	0	0	0	1	0	1	0%	0%	0%	0%	100%	0%	
Lieu of P. Writ	0	0	0	3	0	0	1	1	5	0%	60%	0%	0%	20%	20%	
Medical Malprac	0	0	0	0	4	0	5	0	9	0%	0%	44%	0%	56%	0%	
Name Change	0	0	0	0	0	0	0	35	35	0%	0%	0%	0%	0%	100%	
Other Insurance	0	0	0	1	0	0	1	0	2	0%	50%	0%	0%	50%	0%	
Other MCL	0	0	0	0	0	0	0	0	0	0%	0%	0%	0%	0%	0%	
Other Track 1	0	0	0	1	5	1	22	0	29	0%	3%	17%	3%	76%	0%	
Other Track 3	0	0	0	0	6	0	13	0	19	0%	0%	32%	0%	68%	0%	
Other Track 4	0	0	0	0	0	0	1	0	1	0%	0%	0%	0%	100%	0%	
Personal Injury	0	0	0	4	15	1	38	1	59	0%	7%	25%	2%	64%	2%	
Prod Liability	0	0	0	0	0	0	0	0	0	0%	0%	0%	0%	0%	0%	
Prof Malpractic	0	0	0	0	1	0	6	0	7	0%	0%	14%	0%	86%	0%	
PIP Coverage	0	0	0	0	0	0	0	0	0	0%	0%	0%	0%	0%	0%	
Real Property	0	0	0	0	1	0	3	0	4	0%	0%	25%	0%	75%	0%	
Tort Other	0	0	0	2	2	0	5	1	10	0%	20%	20%	0%	50%	10%	
Toxic Tort	0	0	0	0	0	0	0	0	0	0%	0%	0%	0%	0%	0%	
UM/UIM Bod Inj	0	0	0	0	2	0	1	0	3	0%	0%	67%	0%	33%	0%	
Total	1	0	1	18	77	46	223	45	410	0%	4%	19%	11%	54%	11%	



**CIVIL BACKLOG BY CASETYPE
JANUARY 2025
SUSSEX**

	Total	Backlog	% chg
Jan 23		144	
Jan 24		134	-7%
Jan 25		79	-41%



1) Casetypes with the state's largest backlogs are highlighted.

2) Some Multicounty Litigation (MCL) cases were transferred in November 2014: Atlantic to Bergen = 8,935; Atlantic to Middlesex = 4,070.

CIVIL CASELOAD SUMMARY BY CASETYPE
JANUARY 2025
UNION

	Filings			Resolutions			Clearance		Backlog			Backlog Percent		Backlog Per 100		Active Pending		
	Jul 2023	Jul 2024	percent change	Jul 2023	Jul 2024	percent change	Jan 2025		Jan 2024	Jan 2025	percent change	Jan 2024	Jan 2025	Monthly Filings		Jan 2024	Jan 2025	percent change
	to Jan 2024	to Jan 2025		to Jan 2024	to Jan 2025		number	percent						Jan 2024	Jan 2025			
Act on Neg Inst	4	1	-75%	2	1	-50%	0	100%	1	3	200%	17%	43%	171	720	6	7	17%
Asbestos	0	0	0%	0	0	0%	0	100%	0	0	0%	0%	0%	0	0	0	0	0%
Assault & Bat	5	2	-60%	7	4	-43%	2	200%	3	3	0%	27%	30%	600	514	11	10	-9%
Auto - Pers Inj	1,202	1,259	5%	1,088	1,085	0%	-174	86%	466	435	-7%	19%	18%	273	247	2,430	2,468	2%
Auto - Property	61	49	-20%	47	51	9%	2	104%	6	2	-67%	8%	3%	73	26	76	68	-11%
Book Account	210	340	62%	169	255	51%	-85	75%	27	29	7%	12%	8%	91	65	231	342	48%
Civil Rights	15	13	-13%	8	13	63%	0	100%	10	9	-10%	33%	38%	600	540	30	24	-20%
Complex Comme	6	12	100%	7	8	14%	-4	67%	11	8	-27%	61%	44%	1,015	600	18	18	0%
Condemnation	1	1	0%	2	4	100%	3	400%	2	2	0%	33%	67%	800	1,200	6	3	-50%
Construction	12	7	-42%	12	10	-17%	3	143%	6	6	0%	23%	35%	327	600	26	17	-35%
Contract/Comme	269	405	51%	244	327	34%	-78	81%	99	64	-35%	22%	12%	248	116	458	542	18%
Employment	7	14	100%	10	5	-50%	-9	36%	6	6	0%	43%	24%	600	277	14	25	79%
Lieu of P. Writ	15	6	-60%	13	6	-54%	0	100%	5	4	-20%	18%	14%	222	253	28	29	4%
Medical Malprac	30	22	-27%	20	25	25%	3	114%	49	53	8%	41%	44%	1,278	1,479	120	121	1%
Name Change	102	117	15%	107	84	-21%	-33	72%	2	1	-50%	5%	2%	13	7	40	66	65%
Other Insurance	25	17	-32%	13	19	46%	2	112%	5	5	0%	18%	19%	167	182	28	26	-7%
Other MCL	0	0	0%	0	0	0%	0	100%	0	0	0%	0%	0%	0	0	0	0	0%
Other Track 1	109	151	39%	111	140	26%	-11	93%	43	37	-14%	27%	22%	250	180	158	170	8%
Other Track 3	73	82	12%	75	70	-7%	-12	85%	46	38	-17%	26%	19%	442	310	176	201	14%
Other Track 4	6	19	217%	3	6	100%	-13	32%	20	18	-10%	69%	44%	2,400	900	29	41	41%
Personal Injury	387	352	-9%	341	388	14%	36	110%	221	196	-11%	24%	23%	408	369	905	848	-6%
Prod Liability	2	5	150%	8	4	-50%	-1	80%	3	4	33%	27%	40%	450	800	11	10	-9%
Prof Malpractic	9	15	67%	7	17	143%	2	113%	20	21	5%	34%	36%	889	933	59	58	-2%
PIP Coverage	3	5	67%	6	4	-33%	-1	80%	0	0	0%	0%	0%	0	0	1	5	400%
Real Property	10	7	-30%	9	11	22%	4	157%	5	6	20%	36%	43%	429	514	14	14	0%
Tort Other	56	66	18%	71	61	-14%	-5	92%	17	22	29%	16%	20%	176	226	108	112	4%
Toxic Tort	0	1		0	1		0	100%	0	1		0%	50%	0	1,200	2	2	0%
UM/UIM Bod Inj	69	61	-12%	54	78	44%	17	128%	29	16	-45%	23%	15%	297	171	127	110	-13%
Total	2,688	3,029	13%	2,434	2,677	10%	-352	88%	1,102	989	-10%	22%	19%	285	232	5,112	5,337	4%

CIVIL BACKLOG SUMMARY BY CASETYPE

January 2025

UNION

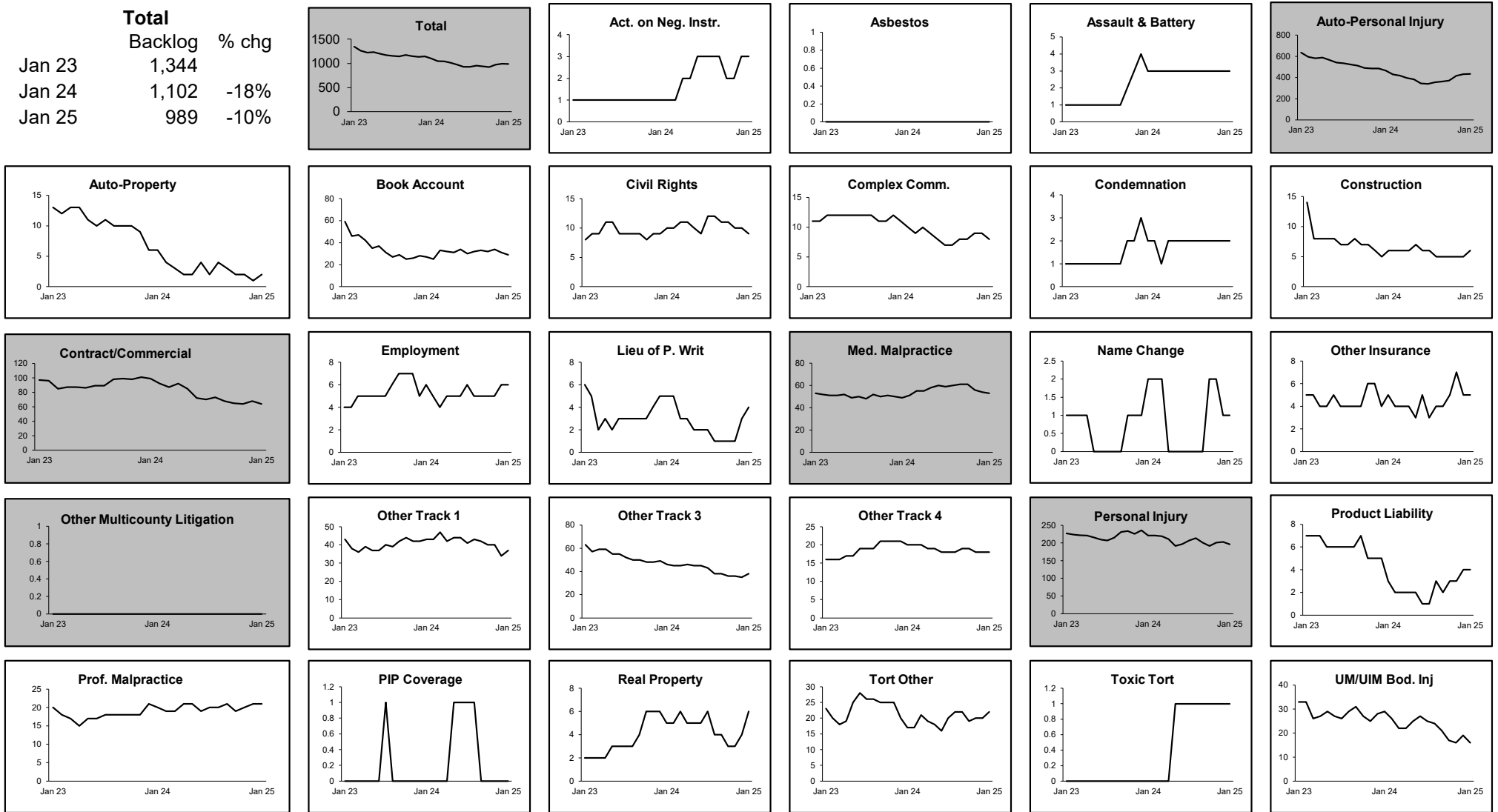
	Cases in Backlog															
	Track 1					Track 2				Track 3			Track 4			Total Backlog
	12 to 18 months	18 to 24 months	24 to 36 months	over 36 months	Total Track 1	18 to 24 months	24 to 36 months	over 36 months	Total Track 2	24 to 36 months	over 36 months	Total Track 3	24 to 36 months	over 36 months	Total Track 4	
Act on Neg Inst	1	1	0	1	3	0	0	0	0	0	0	0	0	0	0	3
Assault & Bat	0	0	0	0	0	0	0	0	0	0	0	0	0	0	0	0
Auto - Pers Inj	0	0	0	0	0	0	0	0	0	0	3	3	0	0	0	3
Auto - Property	0	0	0	0	0	275	109	51	435	0	0	0	0	0	0	435
Book Account	1	0	0	0	1	1	0	0	1	0	0	0	0	0	0	2
Civil Rights	12	7	7	3	29	0	0	0	0	0	0	0	0	0	0	29
Complex Comme	0	0	1	0	1	0	0	0	0	4	4	8	0	0	0	9
Condemnation	0	0	0	0	0	0	0	0	0	0	0	0	4	4	8	8
Construction	0	0	0	0	0	0	0	0	0	2	0	2	0	0	0	2
Contract/Comme	0	0	0	0	0	2	2	2	6	0	0	0	0	0	0	6
Employment	0	0	1	0	1	27	20	16	63	0	0	0	0	0	0	64
Lieu of P. Writ	0	0	0	0	0	1	3	2	6	0	0	0	0	0	0	6
Medical Malprac	0	0	0	0	0	0	0	0	0	0	0	0	3	1	4	4
Name Change	0	0	0	0	0	0	0	0	0	23	30	53	0	0	0	53
Other Insurance	1	0	0	0	1	0	0	0	0	0	0	0	0	0	0	1
Other MCL	2	0	2	1	5	0	0	0	0	0	0	0	0	0	0	5
Other Track 1	0	0	0	0	0	0	0	0	0	0	0	0	0	0	0	0
Other Track 3	15	5	8	4	32	1	0	1	2	1	0	1	2	0	2	37
Other Track 4	0	0	0	0	0	0	0	0	0	17	21	38	0	0	0	38
Personal Injury	0	0	0	0	0	0	0	0	0	0	0	0	2	16	18	18
Prod Liability	0	0	0	0	0	96	73	27	196	0	0	0	0	0	0	196
Prof Malpractic	0	0	0	0	0	0	0	0	0	4	0	4	0	0	0	4
PIP Coverage	0	0	0	0	0	0	0	0	0	12	9	21	0	0	0	21
Real Property	0	0	0	0	0	0	0	0	0	0	0	0	0	0	0	0
Tort Other	3	1	2	0	6	0	0	0	0	0	0	0	0	0	0	6
Toxic Tort	0	1	0	0	1	11	4	5	20	0	0	0	1	0	1	22
#REF!	0	0	0	0	0	0	0	0	0	1	0	1	0	0	0	1
UM/UIM Bod Inj	0	0	0	0	0	9	6	1	16	0	0	0	0	0	0	16
Total	35	15	21	9	80	423	217	105	745	64	67	131	12	21	33	989

CIVIL RESOLUTION SUMMARY BY CASETYPE
JULY 2024 - JANUARY 2025
UNION

	Trial			Summary					Total	Percent resolved by						Monthly Resolutions
	Jury	Nonjury	Total	Judgment	Settlement	Default Judgment	Dismiss	Other		Trial	Sum Jud	Settle	Default J	Dismiss	Other	
Act on Neg Inst	0	0	0	0	0	1	0	0	1	0%	0%	0%	100%	0%	0%	
Asbestos	0	0	0	0	0	0	0	0	0	0%	0%	0%	0%	0%	0%	
Assault & Bat	0	0	0	0	1	0	3	0	4	0%	0%	25%	0%	75%	0%	
Auto - Pers Inj	7	0	7	4	242	6	789	37	1,085	1%	0%	22%	1%	73%	3%	
Auto - Property	0	0	0	0	9	10	32	0	51	0%	0%	18%	20%	63%	0%	
Book Account	1	0	1	7	37	102	106	2	255	0%	3%	15%	40%	42%	1%	
Civil Rights	0	0	0	0	1	0	12	0	13	0%	0%	8%	0%	92%	0%	
Complex Commerc	0	0	0	1	1	1	4	1	8	0%	13%	13%	13%	50%	13%	
Condemnation	0	0	0	1	1	0	0	2	4	0%	25%	25%	0%	0%	50%	
Construction	0	0	0	0	2	2	5	1	10	0%	0%	20%	20%	50%	10%	
Contract/Commer	0	1	1	23	53	69	173	8	327	0%	7%	16%	21%	53%	2%	
Employment	0	0	0	0	0	1	2	2	5	0%	0%	0%	20%	40%	40%	
Lieu of P. Writ	0	0	0	0	0	0	4	2	6	0%	0%	0%	0%	67%	33%	
Medical Malprac	2	0	2	0	7	0	16	0	25	8%	0%	28%	0%	64%	0%	
Name Change	0	0	0	0	0	0	6	78	84	0%	0%	0%	0%	7%	93%	
Other Insurance	0	0	0	1	0	1	15	2	19	0%	5%	0%	5%	79%	11%	
Other MCL	0	0	0	0	0	0	0	0	0	0%	0%	0%	0%	0%	0%	
Other Track 1	0	0	0	4	17	7	79	33	140	0%	3%	12%	5%	56%	24%	
Other Track 3	0	1	1	0	20	0	42	7	70	1%	0%	29%	0%	60%	10%	
Other Track 4	0	0	0	0	2	0	4	0	6	0%	0%	33%	0%	67%	0%	
Personal Injury	3	0	3	7	114	7	233	24	388	1%	2%	29%	2%	60%	6%	
Prod Liability	0	0	0	0	1	0	2	1	4	0%	0%	25%	0%	50%	25%	
Prof Malpractic	0	0	0	0	9	0	7	1	17	0%	0%	53%	0%	41%	6%	
PIP Coverage	0	0	0	0	1	0	3	0	4	0%	0%	25%	0%	75%	0%	
Real Property	0	0	0	0	4	0	7	0	11	0%	0%	36%	0%	64%	0%	
Tort Other	0	0	0	0	14	6	41	0	61	0%	0%	23%	10%	67%	0%	
Toxic Tort	0	0	0	0	0	0	1	0	1	0%	0%	0%	0%	100%	0%	
UM/UIM Bod Inj	0	0	0	0	19	1	56	2	78	0%	0%	24%	1%	72%	3%	
Total	13	2	15	48	555	214	1,642	203	2,677	1%	2%	21%	8%	61%	8%	

**CIVIL BACKLOG BY CASETYPE
JANUARY 2025
UNION**

	Total	Backlog	% chg
Jan 23		1,344	
Jan 24		1,102	-18%
Jan 25		989	-10%



1) Casetypes with the state's largest backlogs are highlighted.

2) Some Multicounty Litigation (MCL) cases were transferred in November 2014: Atlantic to Bergen = 8,935; Atlantic to Middlesex = 4,070.

CIVIL CASELOAD SUMMARY BY CASETYPE
JANUARY 2025
WARREN

	Filings			Resolutions			Clearance		Backlog			Backlog Percent		Backlog Per 100 Monthly Filings		Active Pending		
	Jul 2023 to Jan 2024	Jul 2024 to Jan 2025	percent change	Jul 2023 to Jan 2024	Jul 2024 to Jan 2025	percent change	Jan 2025		Jan 2024	Jan 2025	percent change	Jan 2024	Jan 2025	Jan 2024	Jan 2025	Jan 2024	Jan 2025	percent change
							number	percent										
Act on Neg Inst	0	0	0%	0	1		1	100%	0	0	0%	0%	0%	0	0	0	0	0%
Asbestos	0	0	0%	0	0	0%	0	100%	0	0	0%	0%	0%	0	0	0	0	0%
Assault & Bat	1	1	0%	4	0	-100%	-1	0%	0	0	0%	0%	0%	0	0	0	1	
Auto - Pers Inj	31	54	74%	26	57	119%	3	106%	35	25	-29%	35%	25%	656	326	100	101	1%
Auto - Property	5	4	-20%	2	5	150%	1	125%	0	0	0%	0%	0%	0	0	5	6	20%
Book Account	39	70	79%	44	47	7%	-23	67%	6	0	-100%	19%	0%	107	0	31	58	87%
Civil Rights	2	5	150%	0	1		-4	20%	1	2	100%	25%	29%	400	400	4	7	75%
Complex Comme	1	0	-100%	1	1	0%	1	100%	1	0	-100%	50%	0%	1,200	0	2	0	-100%
Condemnation	1	0	-100%	0	2		2	100%	0	0	0%	0%	0%	0	0	2	2	0%
Construction	2	0	-100%	2	4	100%	4	100%	2	0	-100%	33%	0%	600	0	6	1	-83%
Contract/Comme	41	60	46%	41	50	22%	-10	83%	13	10	-23%	23%	14%	240	135	57	73	28%
Employment	1	0	-100%	0	1		1	100%	0	0	0%	0%	0%	0	0	2	1	-50%
Lieu of P. Writ	3	3	0%	5	1	-80%	-2	33%	2	3	50%	29%	33%	400	720	7	9	29%
Medical Malprac	5	8	60%	1	6	500%	-2	75%	19	15	-21%	68%	63%	2,850	2,250	28	24	-14%
Name Change	18	30	67%	15	29	93%	-1	97%	0	0	0%	0%	0%	0	0	5	7	40%
Other Insurance	2	4	100%	0	1		-3	25%	0	1		0%	20%	0	200	2	5	150%
Other MCL	0	0	0%	0	0	0%	0	100%	0	0	0%	0%	0%	0	0	0	0	0%
Other Track 1	18	28	56%	17	19	12%	-9	68%	5	2	-60%	24%	7%	176	52	21	29	38%
Other Track 3	10	10	0%	13	11	-15%	1	110%	3	3	0%	17%	18%	277	240	18	17	-6%
Other Track 4	1	17	>999%	0	1		-16	6%	1	1	0%	33%	5%	600	67	3	20	567%
Personal Injury	29	28	-3%	29	30	3%	2	107%	30	22	-27%	37%	33%	837	629	81	67	-17%
Prod Liability	0	0	0%	0	2		2	100%	2	2	0%	67%	100%		2,400	3	2	-33%
Prof Malpractic	2	2	0%	0	0	0%	-2	0%	3	4	33%	38%	36%	1,800	1,200	8	11	38%
PIP Coverage	0	0	0%	0	1		1	100%	1	0	-100%	100%	0%		0	1	0	-100%
Real Property	3	3	0%	2	4	100%	1	133%	2	7	250%	40%	88%	400	2,100	5	8	60%
Tort Other	5	5	0%	7	7	0%	2	140%	5	0	-100%	45%	0%	600	0	11	5	-55%
Toxic Tort	1	0	-100%	0	1		1	100%	1	0	-100%	50%	0%	1,200	0	2	0	-100%
UM/UIM Bod Inj	2	1	-50%	2	3	50%	2	300%	2	1	-50%	40%	33%	400	600	5	3	-40%
Total	223	333	49%	211	285	35%	-48	86%	134	98	-27%	33%	21%	416	227	409	457	12%

CIVIL BACKLOG SUMMARY BY CASETYPE

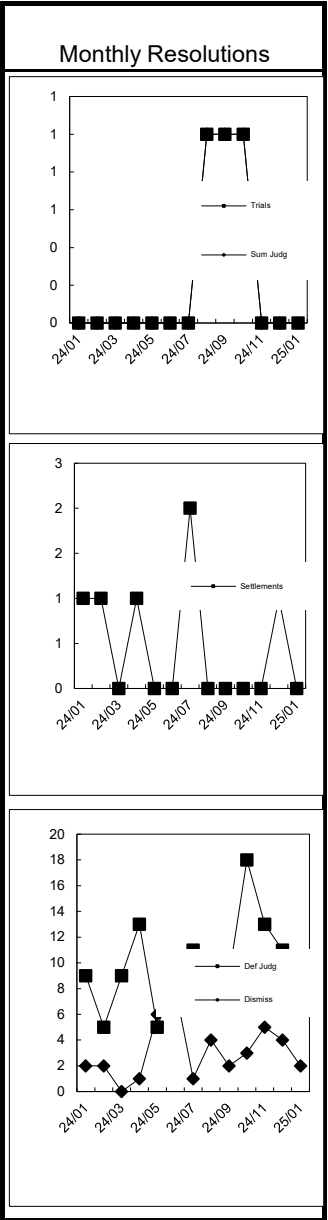
January 2025

WARREN

	Cases in Backlog																
	Track 1					Track 2				Track 3			Track 4			Total Backlog	
	12 to 18 months	18 to 24 months	24 to 36 months	over 36 months	Total Track 1	18 to 24 months	24 to 36 months	over 36 months	Total Track 2	24 to 36 months	over 36 months	Total Track 3	24 to 36 months	over 36 months	Total Track 4		
Act on Neg Inst	0	0	0	0	0	0	0	0	0	0	0	0	0	0	0	0	0
Assault & Bat	0	0	0	0	0	0	0	0	0	0	0	0	0	0	0	0	0
Auto - Pers Inj	0	0	0	0	0	0	0	0	0	0	0	0	0	0	0	0	0
Auto - Property	0	0	0	0	0	10	8	7	25	0	0	0	0	0	0	0	
Book Account	0	0	0	0	0	0	0	0	0	0	0	0	0	0	0	0	
Civil Rights	0	0	0	0	0	0	0	0	0	0	0	0	0	0	0	0	
Complex Comme	0	0	0	0	0	0	0	0	0	1	1	2	0	0	0	2	
Condemnation	0	0	0	0	0	0	0	0	0	0	0	0	0	0	0	0	
Construction	0	0	0	0	0	0	0	0	0	0	0	0	0	0	0	0	
Contract/Comme	0	0	0	0	0	0	0	0	0	0	0	0	0	0	0	0	
Employment	0	0	0	0	0	3	4	3	10	0	0	0	0	0	0	10	
Lieu of P. Writ	0	0	0	0	0	0	0	0	0	0	0	0	0	0	0	0	
Medical Malprac	0	0	0	0	0	0	0	0	0	0	0	0	1	2	3	3	
Name Change	0	0	0	0	0	0	0	0	0	1	14	15	0	0	0	15	
Other Insurance	0	0	0	0	0	0	0	0	0	0	0	0	0	0	0	0	
Other MCL	0	1	0	0	1	0	0	0	0	0	0	0	0	0	0	1	
Other Track 1	0	0	0	0	0	0	0	0	0	0	0	0	0	0	0	0	
Other Track 3	1	0	0	1	2	0	0	0	0	0	0	0	0	0	0	2	
Other Track 4	0	0	0	0	0	0	0	0	0	3	0	3	0	0	0	3	
Personal Injury	0	0	0	0	0	0	0	0	0	0	0	0	0	1	1	1	
Prod Liability	0	0	0	0	0	7	9	6	22	0	0	0	0	0	0	22	
Prof Malpractic	0	0	0	0	0	0	0	0	0	1	1	2	0	0	0	2	
PIP Coverage	0	0	0	0	0	0	0	0	0	2	2	4	0	0	0	4	
Real Property	0	0	0	0	0	0	0	0	0	0	0	0	0	0	0	0	
Tort Other	2	3	2	0	7	0	0	0	0	0	0	0	0	0	0	7	
Toxic Tort	0	0	0	0	0	0	0	0	0	0	0	0	0	0	0	0	
#REF!	0	0	0	0	0	0	0	0	0	0	0	0	0	0	0	0	
UM/UIM Bod Inj	0	0	0	0	0	1	0	0	1	0	0	0	0	0	0	1	
Total	3	4	2	1	10	21	21	16	58	8	18	26	1	3	4	98	

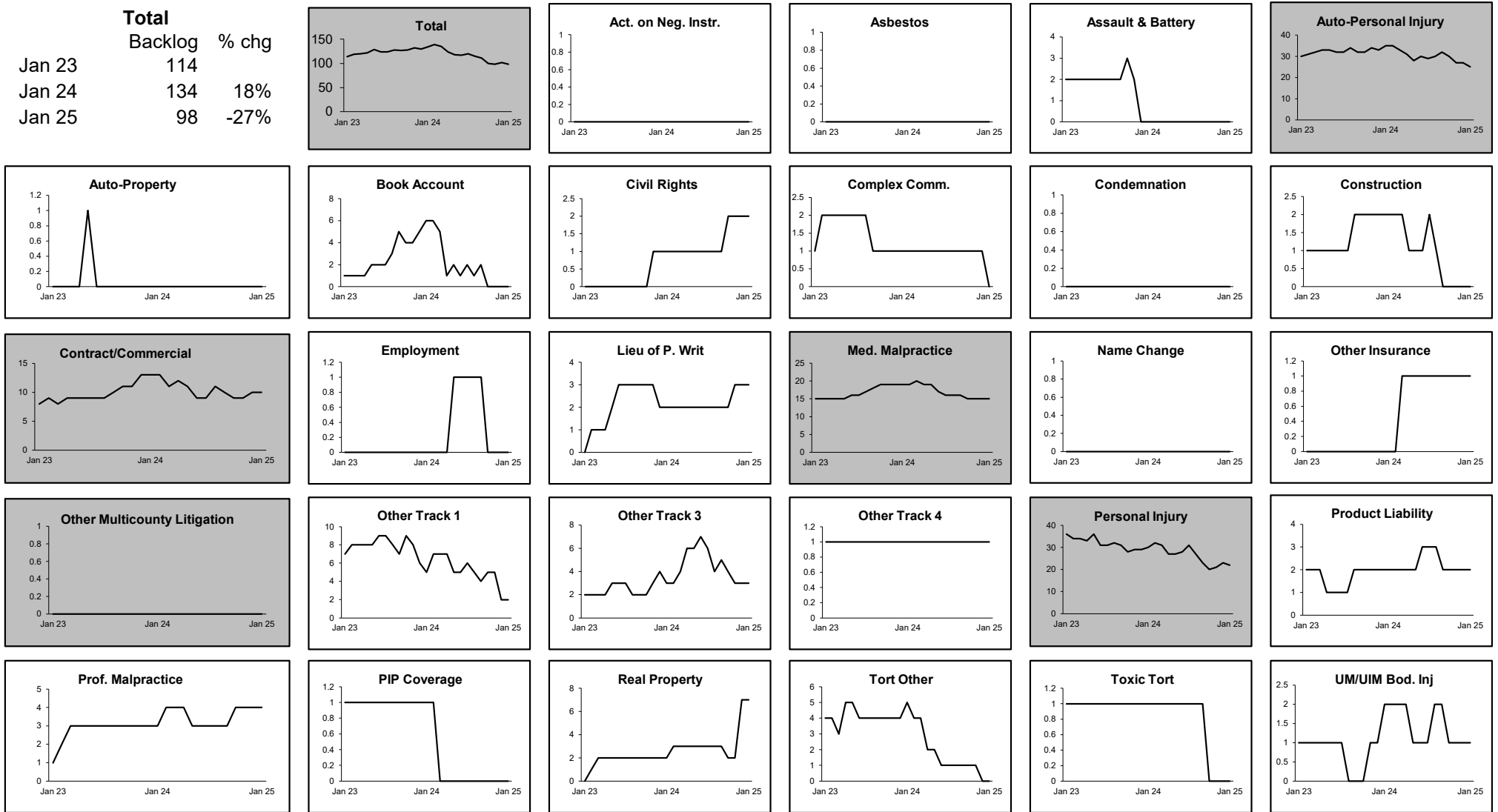
**CIVIL RESOLUTION SUMMARY BY CASETYPE
JULY 2024 - JANUARY 2025
WARREN**

	Trial			Summary					Total	Percent resolved by						Monthly Resolutions
	Jury	Nonjury	Total	Judgment	Settlement	Default Judgment	Dismiss	Other		Trial	Sum Jud	Settle	Default J	Dismiss	Other	
Act on Neg Inst	0	0	0	0	0	0	1	0	1	0%	0%	0%	0%	100%	0%	
Asbestos	0	0	0	0	0	0	0	0	0	0%	0%	0%	0%	0%	0%	
Assault & Bat	0	0	0	0	0	0	0	0	0	0%	0%	0%	0%	0%	0%	
Auto - Pers Inj	0	0	0	0	14	2	36	5	57	0%	0%	25%	4%	63%	9%	
Auto - Property	0	0	0	0	0	1	3	1	5	0%	0%	0%	20%	60%	20%	
Book Account	0	0	0	3	12	11	20	1	47	0%	6%	26%	23%	43%	2%	
Civil Rights	0	0	0	0	0	0	1	0	1	0%	0%	0%	0%	100%	0%	
Complex Commerc	0	0	0	0	1	0	0	0	1	0%	0%	100%	0%	0%	0%	
Condemnation	0	0	0	0	1	0	0	1	2	0%	0%	50%	0%	0%	50%	
Construction	0	0	0	0	1	0	2	1	4	0%	0%	25%	0%	50%	25%	
Contract/Commer	0	1	1	0	17	5	22	5	50	2%	0%	34%	10%	44%	10%	
Employment	0	0	0	0	1	0	0	0	1	0%	0%	100%	0%	0%	0%	
Lieu of P. Writ	0	0	0	0	0	0	1	0	1	0%	0%	0%	0%	100%	0%	
Medical Malprac	0	1	1	0	1	0	2	2	6	17%	0%	17%	0%	33%	33%	
Name Change	0	0	0	0	0	0	1	28	29	0%	0%	0%	0%	3%	97%	
Other Insurance	0	0	0	0	0	1	0	0	1	0%	0%	0%	100%	0%	0%	
Other MCL	0	0	0	0	0	0	0	0	0	0%	0%	0%	0%	0%	0%	
Other Track 1	0	1	1	0	5	0	7	6	19	5%	0%	26%	0%	37%	32%	
Other Track 3	0	0	0	0	5	0	5	1	11	0%	0%	45%	0%	45%	9%	
Other Track 4	0	0	0	0	0	1	0	0	1	0%	0%	0%	100%	0%	0%	
Personal Injury	0	0	0	0	15	0	13	2	30	0%	0%	50%	0%	43%	7%	
Prod Liability	0	0	0	0	1	0	1	0	2	0%	0%	50%	0%	50%	0%	
Prof Malpractic	0	0	0	0	0	0	0	0	0	0%	0%	0%	0%	0%	0%	
PIP Coverage	0	0	0	0	0	0	1	0	1	0%	0%	0%	0%	100%	0%	
Real Property	0	0	0	0	2	0	0	2	4	0%	0%	50%	0%	0%	50%	
Tort Other	0	0	0	0	2	0	5	0	7	0%	0%	29%	0%	71%	0%	
Toxic Tort	0	0	0	0	0	0	1	0	1	0%	0%	0%	0%	100%	0%	
UM/UIM Bod Inj	0	0	0	0	1	0	2	0	3	0%	0%	33%	0%	67%	0%	
Total	0	3	3	3	79	21	124	55	285	1%	1%	28%	7%	44%	19%	



**CIVIL BACKLOG BY CASETYPE
JANUARY 2025
WARREN**

	Total Backlog	% chg
Jan 23	114	
Jan 24	134	18%
Jan 25	98	-27%



1) Casetypes with the state's largest backlogs are highlighted.

2) Some Multicounty Litigation (MCL) cases were transferred in November 2014: Atlantic to Bergen = 8,935; Atlantic to Middlesex = 4,070.

CIVIL CASELOAD SUMMARY BY CASETYPE
JANUARY 2025
STATE

	Filings			Resolutions			Clearance		Backlog			Backlog Percent		Backlog Per 100 Monthly Filings		Active Pending		
	Jul 2023 to Jan 2024	Jul 2024 to Jan 2025	percent change	Jul 2023 to Jan 2024	Jul 2024 to Jan 2025	percent change	Jan 2025		Jan 2024	Jan 2025	percent change	Jan 2024	Jan 2025	Jan 2024	Jan 2025	Jan 2024	Jan 2025	percent change
							number	percent										
Act on Neg Inst	91	92	1%	65	84	29%	-8	91%	16	13	-19%	16%	13%	133	96	99	97	-2%
Asbestos	140	70	-50%	96	128	33%	58	183%	536	388	-28%	61%	63%	2,391	4,014	878	613	-30%
Assault & Bat	93	100	8%	112	156	39%	56	156%	566	846	49%	73%	81%	4,498	6,345	776	1,042	34%
Auto - Pers Inj	12,558	13,424	7%	13,120	12,851	-2%	-573	96%	6,860	5,523	-19%	25%	20%	381	293	27,533	27,175	-1%
Auto - Property	647	557	-14%	499	646	29%	89	116%	64	59	-8%	8%	8%	74	69	824	704	-15%
Book Account	4,273	5,903	38%	3,597	4,888	36%	-1015	83%	336	271	-19%	9%	5%	58	34	3,898	5,209	34%
Civil Rights	254	241	-5%	200	228	14%	-13	95%	289	244	-16%	44%	40%	887	734	658	612	-7%
Complex Commercial	163	183	12%	188	164	-13%	-19	90%	232	204	-12%	42%	40%	851	782	555	509	-8%
Condemnation	97	90	-7%	104	75	-28%	-15	83%	40	40	0%	26%	20%	314	251	151	199	32%
Construction	232	233	0%	253	267	6%	34	115%	226	156	-31%	39%	30%	658	453	584	512	-12%
Contract/Commercial	4,855	5,832	20%	4,831	5,391	12%	-441	92%	1,185	1,025	-14%	17%	13%	165	124	7,003	7,790	11%
Employment	172	188	9%	163	155	-5%	-33	82%	69	72	4%	24%	21%	288	260	291	335	15%
Lieu of P. Writ	287	231	-20%	262	279	6%	48	121%	118	111	-6%	21%	21%	282	319	560	539	-4%
Medical Malpractice	529	549	4%	575	655	14%	106	119%	1,150	1,041	-9%	45%	43%	1,489	1,285	2,578	2,405	-7%
Name Change	1,670	2,036	22%	1,660	1,996	20%	-40	98%	5	4	-20%	1%	1%	2	1	522	680	30%
Other Insurance	242	285	18%	230	249	8%	-36	87%	102	78	-24%	29%	22%	300	198	356	360	1%
Other MCL	1,138	213	-81%	543	809	49%	596	380%	11,213	11,422	2%	81%	88%	9,923	30,124	13,790	13,014	-6%
Other Track 1	2,050	2,334	14%	1,953	2,165	11%	-169	93%	516	369	-28%	22%	16%	171	109	2,347	2,325	-1%
Other Track 3	1,399	1,303	-7%	1,237	1,346	9%	43	103%	656	608	-7%	21%	19%	324	308	3,152	3,252	3%
Other Track 4	126	532	322%	142	117	-18%	-415	22%	239	197	-18%	50%	23%	1,304	373	478	842	76%
Personal Injury	5,514	5,261	-5%	5,337	5,697	7%	436	108%	4,241	3,761	-11%	30%	28%	532	495	14,369	13,317	-7%
Prod Liability	142	160	13%	169	142	-16%	-18	89%	114	112	-2%	31%	30%	524	475	371	368	-1%
Prof Malpractice	256	242	-5%	301	319	6%	77	132%	321	278	-13%	34%	31%	871	800	935	894	-4%
PIP Coverage	107	106	-1%	125	111	-11%	5	105%	23	14	-39%	22%	15%	132	97	106	95	-10%
Real Property	194	187	-4%	188	207	10%	20	111%	76	70	-8%	29%	30%	260	249	259	235	-9%
Tort Other	1,004	1,019	1%	1,044	1,065	2%	46	105%	616	444	-28%	31%	25%	403	300	1,986	1,810	-9%
Toxic Tort	11	10	-9%	15	14	-7%	4	140%	14	14	0%	36%	40%	884	884	39	35	-10%
UM/UIB Bod Inj	721	716	-1%	777	788	1%	72	110%	316	267	-16%	21%	20%	294	262	1,475	1,331	-10%
Total	38,965	42,097	8%	37,786	40,992	8%	-1105	97%	30,139	27,631	-8%	35%	32%	543	465	86,573	86,299	0%

CIVIL BACKLOG SUMMARY BY CASETYPE

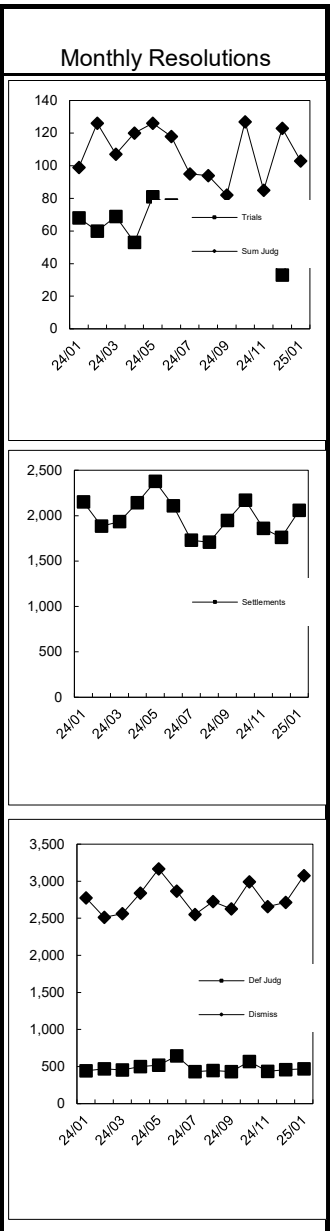
January 2025

STATE

	Cases in Backlog															
	Track 1					Track 2				Track 3			Track 4			Total Backlog
	12 to 18 months	18 to 24 months	24 to 36 months	over 36 months	Total Track 1	18 to 24 months	24 to 36 months	over 36 months	Total Track 2	24 to 36 months	over 36 months	Total Track 3	24 to 36 months	over 36 months	Total Track 4	
Act on Neg Inst	7	2	1	3	13	0	0	0	0	0	0	0	0	0	0	13
Assault & Bat	0	0	0	0	0	0	0	0	0	0	0	0	84	304	388	388
Auto - Pers Inj	0	0	0	0	0	0	1	0	1	76	769	845	0	0	0	846
Auto - Property	0	0	0	0	0	2,902	1,834	785	5,521	0	2	2	0	0	0	5,523
Book Account	1	0	0	0	1	35	17	6	58	0	0	0	0	0	0	59
Civil Rights	172	45	34	12	263	3	3	1	7	0	0	0	0	1	1	271
Complex Comme	0	0	1	0	1	0	2	0	2	87	151	238	0	3	3	244
Condemnation	0	0	0	0	0	0	0	0	0	0	0	0	69	135	204	204
Construction	0	0	0	1	1	0	0	0	0	17	22	39	0	0	0	40
Contract/Comme	0	0	0	0	0	43	45	67	155	0	1	1	0	0	0	156
Employment	1	0	1	0	2	464	344	214	1,022	1	0	1	0	0	0	1,025
Lieu of P. Writ	0	0	0	0	0	30	25	17	72	0	0	0	0	0	0	72
Medical Malprac	0	0	0	0	0	0	0	0	0	0	0	0	47	64	111	111
Name Change	0	0	0	0	0	0	0	0	0	485	556	1,041	0	0	0	1,041
Other Insurance	3	1	0	0	4	0	0	0	0	0	0	0	0	0	0	4
Other MCL	33	16	15	7	71	4	1	2	7	0	0	0	0	0	0	78
Other Track 1	0	0	0	0	0	0	0	0	0	0	0	0	1,183	10,239	11,422	11,422
Other Track 3	136	75	63	40	314	12	11	3	26	2	24	26	2	1	3	369
Other Track 4	0	0	0	0	0	0	0	0	0	345	263	608	0	0	0	608
Personal Injury	0	0	0	0	0	2	0	0	2	0	0	0	53	142	195	197
Prod Liability	0	0	0	0	0	1,742	1,397	550	3,689	3	69	72	0	0	0	3,761
Prof Malpractic	0	0	0	0	0	0	0	0	0	66	46	112	0	0	0	112
PIP Coverage	0	0	0	0	0	1	0	0	1	137	140	277	0	0	0	278
Real Property	2	4	7	1	14	0	0	0	0	0	0	0	0	0	0	14
Tort Other	24	24	12	9	69	0	0	0	0	0	1	1	0	0	0	70
Toxic Tort	0	1	0	0	1	177	126	101	404	0	38	38	1	0	1	444
#REF!	0	0	0	0	0	0	0	0	0	9	5	14	0	0	0	14
UM/UIM Bod Inj	0	0	0	0	0	148	88	31	267	0	0	0	0	0	0	267
Total	379	168	134	73	754	5,563	3,894	1,777	11,234	1,228	2,087	3,315	1,439	10,889	12,328	27,631

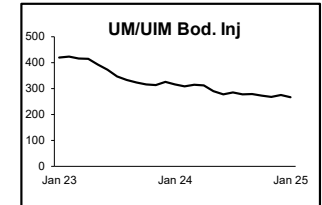
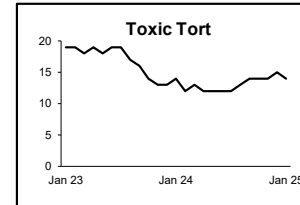
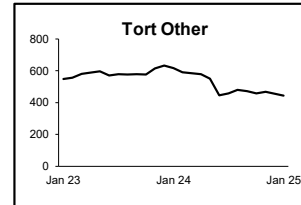
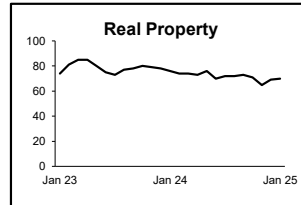
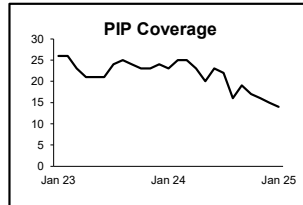
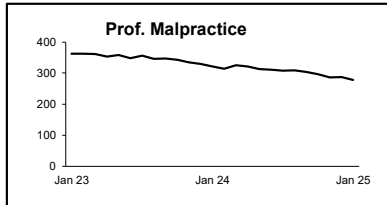
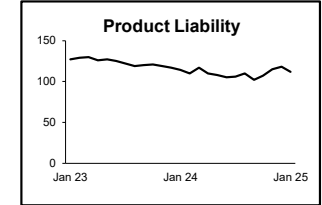
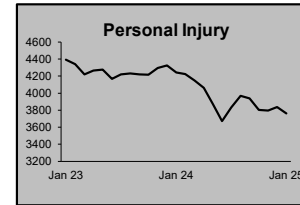
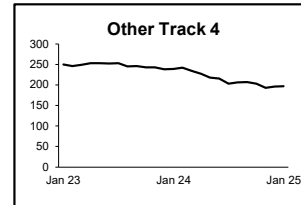
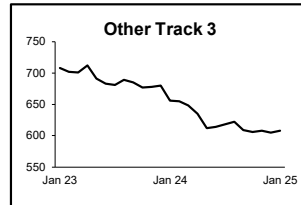
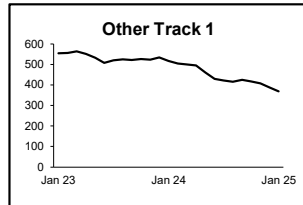
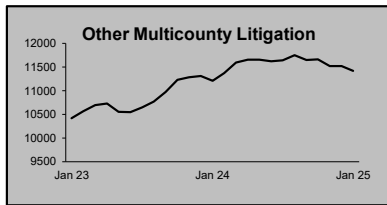
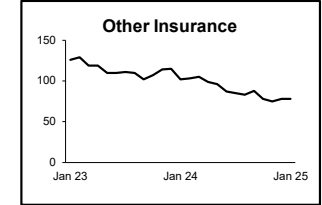
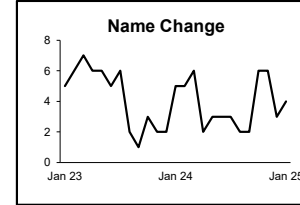
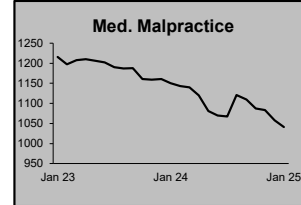
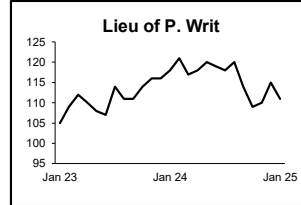
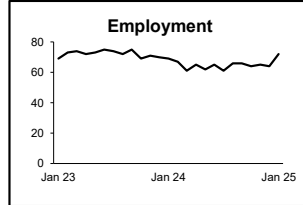
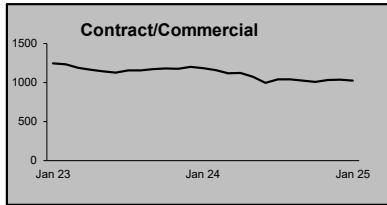
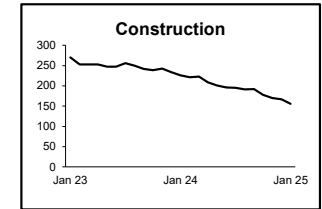
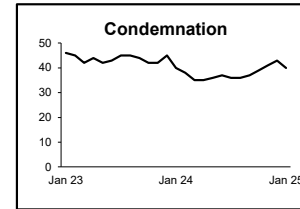
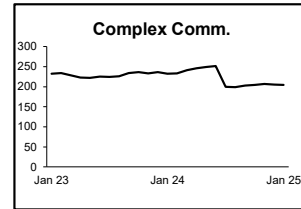
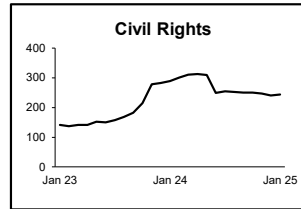
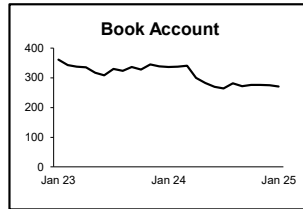
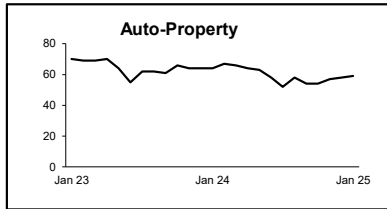
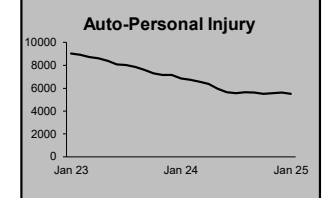
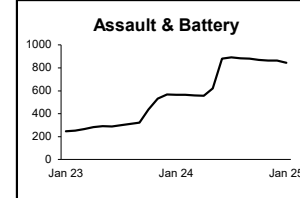
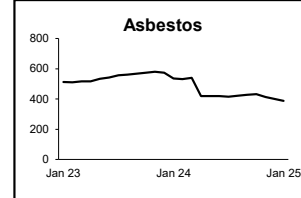
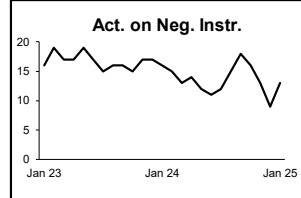
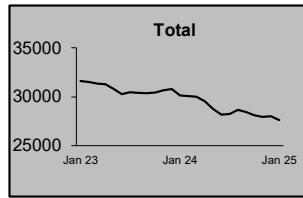
CIVIL RESOLUTION SUMMARY BY CASETYPE
JULY 2024 - JANUARY 2025
STATE

	Trial			Summary					Total	Percent resolved by					
	Jury	Nonjury	Total	Judgment	Settlement	Default Judgment	Dismiss	Other		Trial	Sum Jud	Settle	Default J	Dismiss	Other
Act on Neg Inst	0	0	0	9	10	36	27	2	84	0%	11%	12%	43%	32%	2%
Asbestos	0	0	0	0	113	0	13	2	128	0%	0%	88%	0%	10%	2%
Assault & Bat	0	1	1	3	66	4	78	4	156	1%	2%	42%	3%	50%	3%
Auto - Pers Inj	117	2	119	100	5,151	66	6,912	503	12,851	1%	1%	40%	1%	54%	4%
Auto - Property	0	0	0	7	139	199	291	10	646	0%	1%	22%	31%	45%	2%
Book Account	3	9	12	147	1,087	1,654	1,928	60	4,888	0%	3%	22%	34%	39%	1%
Civil Rights	2	0	2	7	39	1	151	28	228	1%	3%	17%	0%	66%	12%
Complex Commerc	4	0	4	4	53	6	70	27	164	2%	2%	32%	4%	43%	16%
Condemnation	5	0	5	5	14	1	10	40	75	7%	7%	19%	1%	13%	53%
Construction	5	3	8	4	110	21	115	9	267	3%	1%	41%	8%	43%	3%
Contract/Commer	15	40	55	184	1,301	936	2,646	269	5,391	1%	3%	24%	17%	49%	5%
Employment	0	1	1	1	55	4	73	21	155	1%	1%	35%	3%	47%	14%
Lieu of P. Writ	2	20	22	16	37	1	167	36	279	8%	6%	13%	0%	60%	13%
Medical Malprac	31	1	32	8	305	0	267	43	655	5%	1%	47%	0%	41%	7%
Name Change	0	0	0	0	0	0	132	1,864	1,996	0%	0%	0%	0%	7%	93%
Other Insurance	1	1	2	14	62	15	130	26	249	1%	6%	25%	6%	52%	10%
Other MCL	0	0	0	0	207	0	598	4	809	0%	0%	26%	0%	74%	0%
Other Track 1	2	6	8	58	544	99	1,043	413	2,165	0%	3%	25%	5%	48%	19%
Other Track 3	14	4	18	17	508	9	625	169	1,346	1%	1%	38%	1%	46%	13%
Other Track 4	1	0	1	7	44	17	41	7	117	1%	6%	38%	15%	35%	6%
Personal Injury	43	0	43	85	2,467	47	2,673	382	5,697	1%	1%	43%	1%	47%	7%
Prod Liability	1	0	1	1	43	3	63	31	142	1%	1%	30%	2%	44%	22%
Prof Malpractic	5	0	5	6	158	5	130	15	319	2%	2%	50%	2%	41%	5%
PIP Coverage	0	0	0	2	38	0	64	7	111	0%	2%	34%	0%	58%	6%
Real Property	2	5	7	5	50	12	106	27	207	3%	2%	24%	6%	51%	13%
Tort Other	9	4	13	17	331	104	534	66	1,065	1%	2%	31%	10%	50%	6%
Toxic Tort	1	0	1	0	5	0	7	1	14	7%	0%	36%	0%	50%	7%
UM/UIM Bod Inj	8	0	8	2	291	6	449	32	788	1%	0%	37%	1%	57%	4%
Total	271	97	368	709	13,228	3,246	19,343	4,098	40,992	1%	2%	32%	8%	47%	10%



**CIVIL BACKLOG BY CASETYPE
JANUARY 2025
STATE**

	Total	Backlog	% chg
Jan 23		31,604	
Jan 24		30,139	-5%
Jan 25		27,631	-8%



1) Casetypes with the state's largest backlogs are highlighted.

2) Some Multicounty Litigation (MCL) cases were transferred in November 2014: Atlantic to Bergen = 8,935; Atlantic to Middlesex = 4,070.