

**New Jersey Judiciary
CIVIL STATISTICS
November 2024**

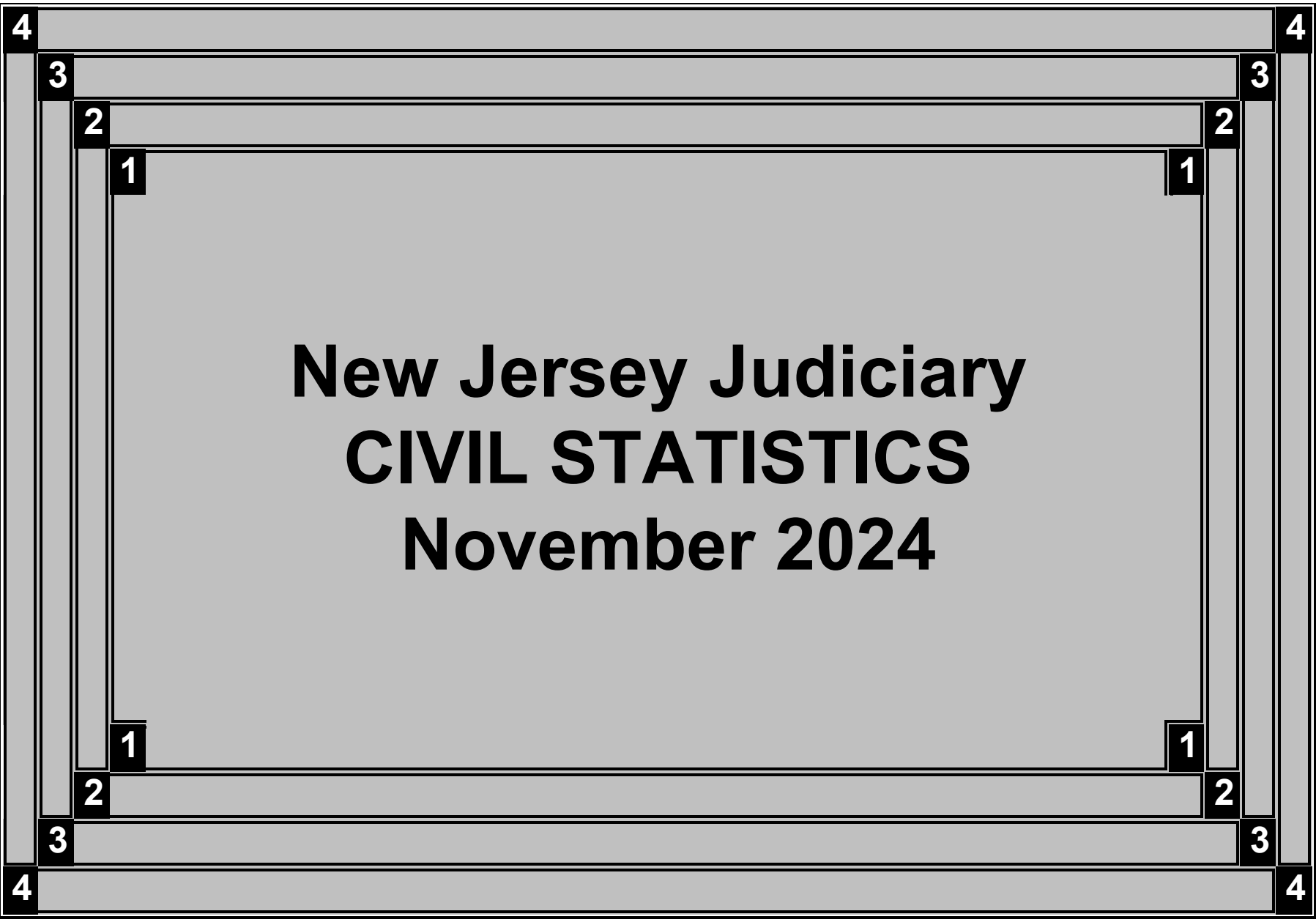


TABLE OF CONTENTS

Introduction, Abbreviations, and Glossary	i
Tables and Graphs By County	1
Tables and Graphs by Case Type	
Atlantic	3
Bergen	7
Burlington	11
Camden	15
Cape May	19
Cumberland	23
Essex	27
Gloucester	31
Hudson	35
Hunterdon	39
Mercer	43
Middlesex	47
Monmouth	51
Morris	55
Ocean	59
Passaic	63
Salem	67
Somerset	71
Sussex	75
Union	79
Warren	83
State	87

INTRODUCTION

CIVIL STATISTICS provides court year-to-date civil-law statistics for New Jersey's twenty-one counties. Data is compiled from a monthly statistical extract of the Automated Case Management System.

The report provides 4-page summaries of filings, resolutions, clearance, backlog, and active pending by case type for counties and the state. Case type categories are based on the Case Information Statement (CIS). Some categories are consolidated as shown in the table on the next page.

GLOSSARY

Filings: Filings include new, reopened, reactivated, and transferred cases

Resolutions: Include trials, summary judgments, settlements, default judgments
dismissals, inactivations, transfers, and other summary matters

Clearance: Resolutions minus filings

Backlog: Cases over case processing goal as listed below. Cases are aged from date of complaint exclusive of inactive and closed time.

 Track 1 backlog = over 12 months

 Track 2 backlog = over 18 months

 Track 3 backlog = over 24 months

 Track 4 backlog = over 24 months

Backlog Per 100 Monthly Filings: $(\text{backlog}) / (\text{average monthly filings in previous court year}) * 100$

Active Pending: Cases not resolved. Does not include inactive cases.

CIVIL STATISTICS is produced by the Administrative Office of the Courts' Quantitative Research Unit. Questions or comments can be directed to:

Quantitative Research Unit: PO Box 037, Trenton, NJ 08625
(609) 815-2900 x52530

CASE TYPE ABBREVIATIONS

TRACK I

Action on Negotiable Instrument (Act on New Inst)

Book Account

Name Change

Other Insurance Claim Including Declaratory Judgment Actions (other insurance)

PIP Coverage

Real Property

Other Track 1: Forfeiture, Summary Action, UM or UIM Claim, Lemon Law, Open Public Records Act, Tenancy, Miscellaneous, No Show Jurors

UM/UIM Coverage

TRACK II

Auto Negligence - Personal Injury

Auto Negligence - Property Damage

Construction

Contract/Commercial Transactions

Employment other than CEPA or LAD

Personal Injury

Tort - Other

UM/UIM Bodily Injury

TRACK III

Assault and Battery

Civil Rights

Condemnation

Medical Malpractice

Product Liability

Professional Malpractice

Toxic Tort

Other Track 3: Defamation, Inverse Condemnation, Whistle Blower/Conscientious, Employee Protection Act, Law Against Discrimination

TRACK IV

Action in Lieu of Prerogative Writ (Lieu of P. Writ)

Asbestos

Complex Commercial

Other Multicounty Litigation (formerly "mass tort") and/or Centrally Managed Cases:

Abilify, Allergen Biocell Textured Breast Implants, Asbestos, Bard Implanted Port Catheter Products,

DePuy ASR Hip Implant, Elmiron Pelvic Mesh - Bard, Pelvic Mesh - Gynecare, Physiomesh,

Pinnacle Metal -on- Metal (MoM) Hip Implants, Proceed Surgical Mesh/Proceed Ventral Patch, Prolene Hernia System Mesh,

Proton-Pump Inhibitors, Singulair, Strattice Hernia Mesh, Stryker Hip/ABG II, Stryker LFIT CoCr V40 Femoral Heads,

Stryker Trident Hip Implants, Talc-Powder, Tassigna, Taxotere/Docetaxel, Zostavax.

Other Track 4: Complex Construction, Cullen Lit., Environmental Coverage Litigation, False Claims, Insurance Fraud, Mt. Laurel

**CIVIL CASELOAD SUMMARY BY COUNTY
NOVEMBER 2024
STATE**

	Filings			Resolutions			Clearance		Backlog			Backlog Percent		Backlog Per 100 Monthly Filings		Active Pending		
	Jul 2023 to Nov 2023	Jul 2024 to Nov 2024	percent change	Jul 2023 to Nov 2023	Jul 2024 to Nov 2024	percent change	Nov 2024		Nov 2023	Nov 2024	percent change	Nov 2023	Nov 2024	Nov 2023	Nov 2024	Nov 2023	Nov 2024	percent change
							number	percent										
Atlantic	1,925	1,082	-44%	997	1,115	12%	33	103%	4,970	5,795	17%	54%	64%	1,712	2,580	9,129	9,002	-1%
Bergen	3,182	3,374	6%	3,092	3,708	20%	334	110%	4,929	4,027	-18%	43%	38%	790	605	11,432	10,472	-8%
Burlington	1,067	1,173	10%	1,060	1,036	-2%	-137	88%	326	323	-1%	14%	13%	148	140	2,283	2,463	8%
Camden	1,560	1,733	11%	1,698	1,654	-3%	-79	95%	522	467	-11%	15%	13%	163	137	3,414	3,526	3%
Cape May	189	203	7%	203	217	7%	14	107%	110	106	-4%	21%	21%	268	243	520	516	-1%
Cumberland	337	320	-5%	303	364	20%	44	114%	152	143	-6%	20%	19%	232	215	775	736	-5%
Essex	3,829	4,101	7%	3,770	4,321	15%	220	105%	5,060	4,011	-21%	38%	32%	660	501	13,201	12,354	-6%
Gloucester	635	710	12%	638	676	6%	-34	95%	267	252	-6%	19%	17%	212	180	1,421	1,508	6%
Hudson	2,010	2,197	9%	2,077	2,074	0%	-123	94%	1,316	1,132	-14%	25%	21%	325	264	5,288	5,353	1%
Hunterdon	216	240	11%	168	246	46%	6	103%	185	168	-9%	33%	29%	437	361	565	577	2%
Mercer	1,071	1,115	4%	1,099	1,066	-3%	-49	96%	935	846	-10%	32%	29%	433	381	2,879	2,923	2%
Middlesex	3,225	3,145	-2%	2,991	3,247	9%	102	103%	6,347	6,123	-4%	48%	48%	977	940	13,159	12,849	-2%
Monmouth	1,834	1,970	7%	1,794	1,940	8%	-30	98%	1,113	778	-30%	24%	18%	311	203	4,713	4,434	-6%
Morris	1,052	1,153	10%	972	1,049	8%	-104	91%	707	505	-29%	26%	19%	349	228	2,702	2,625	-3%
Ocean	1,276	1,507	18%	1,310	1,321	1%	-186	88%	789	758	-4%	23%	21%	298	261	3,380	3,554	5%
Passaic	1,637	1,746	7%	1,552	1,687	9%	-59	97%	952	854	-10%	23%	20%	298	250	4,170	4,350	4%
Salem	92	131	42%	86	111	29%	-20	85%	44	37	-16%	21%	15%	215	148	211	241	14%
Somerset	720	762	6%	578	793	37%	31	104%	529	479	-9%	29%	27%	388	323	1,804	1,784	-1%
Sussex	264	291	10%	232	278	20%	-13	96%	143	90	-37%	24%	16%	292	172	588	547	-7%
Union	1,933	2,163	12%	1,725	1,846	7%	-317	85%	1,136	976	-14%	22%	18%	295	234	5,068	5,299	5%
Warren	160	225	41%	145	203	40%	-22	90%	132	98	-26%	32%	23%	404	248	411	431	5%
Total	28,214	29,341	4%	26,490	28,952	9%	-389	99%	30,664	27,968	-9%	35%	33%	554	484	87,113	85,544	-2%

CIVIL BACKLOG SUMMARY BY CASETYPE

November 2024

STATE

	Cases in Backlog															
	Track 1					Track 2				Track 3			Track 4			Total Backlog
	12 to 18 months	18 to 24 months	24 to 36 months	over 36 months	Total Track 1	18 to 24 months	24 to 36 months	over 36 months	Total Track 2	24 to 36 months	over 36 months	Total Track 3	24 to 36 months	over 36 months	Total Track 4	
Atlantic	18	6	4	10	38	173	132	53	358	36	31	67	1,018	4,314	5,332	5,795
Bergen	37	19	11	1	68	650	473	162	1,285	127	143	270	263	2,141	2,404	4,027
Burlington	1	0	0	0	1	144	68	15	227	45	35	80	9	6	15	323
Camden	16	6	3	1	26	197	79	34	310	64	52	116	4	11	15	467
Cape May	0	0	0	0	0	37	19	6	62	20	19	39	1	4	5	106
Cumberland	4	4	2	1	11	45	42	11	98	17	11	28	1	5	6	143
Essex	83	42	27	26	178	1,059	1,015	760	2,834	199	715	914	21	64	85	4,011
Gloucester	18	6	3	2	29	81	63	16	160	22	28	50	3	10	13	252
Hudson	36	17	11	14	78	479	241	115	835	58	79	137	32	50	82	1,132
Hunterdon	5	1	6	1	13	38	25	27	90	13	42	55	3	7	10	168
Mercer	5	1	2	2	10	178	154	96	428	82	304	386	11	11	22	846
Middlesex	23	13	5	1	42	810	494	194	1,498	173	119	292	125	4,166	4,291	6,123
Monmouth	29	17	8	4	58	267	161	81	509	87	87	174	18	19	37	778
Morris	12	0	0	0	12	168	111	11	290	64	110	174	7	22	29	505
Ocean	34	9	14	3	60	294	183	83	560	68	64	132	3	3	6	758
Passaic	25	10	8	4	47	331	174	73	578	55	150	205	8	16	24	854
Salem	1	1	1	1	4	14	6	3	23	4	4	8	0	2	2	37
Somerset	8	2	2	1	13	135	130	87	352	25	56	81	16	17	33	479
Sussex	3	0	1	0	4	33	21	4	58	12	13	25	1	2	3	90
Union	40	19	19	9	87	403	213	112	728	58	73	131	8	22	30	976
Warren	3	2	3	0	8	24	18	17	59	8	18	26	1	4	5	98
Total	401	175	130	81	787	5,560	3,822	1,960	11,342	1,237	2,153	3,390	1,553	10,896	12,449	27,968

**CIVIL CASELOAD SUMMARY BY CASETYPE
NOVEMBER 2024
ATLANTIC**

	Filings			Resolutions			Clearance		Backlog			Backlog Percent		Backlog Per 100 Monthly Filings		Active Pending		
	Jul 2023 to Nov 2023	Jul 2024 to Nov 2024	percent change	Jul 2023 to Nov 2023	Jul 2024 to Nov 2024	percent change	Nov 2024		Nov 2023	Nov 2024	percent change	Nov 2023	Nov 2024	Nov 2023	Nov 2024	Nov 2023	Nov 2024	percent change
							number	percent										
Act on Neg Inst	1	2	100%	1	1	0%	-1	50%	0	0	0%	0%	0%	0	0	2	2	0%
Asbestos	0	0	0%	0	0	0%	0	100%	0	0	0%	0%	0%	0	0	0	0	0%
Assault & Bat	4	2	-50%	2	6	200%	4	300%	7	5	-29%	44%	56%	1,400	1,500	16	9	-44%
Auto - Pers Inj	257	245	-5%	278	271	-3%	26	111%	172	141	-18%	22%	20%	319	288	781	690	-12%
Auto - Property	19	12	-37%	10	19	90%	7	158%	2	1	-50%	7%	4%	77	33	29	23	-21%
Book Account	123	168	37%	92	167	82%	-1	99%	16	10	-38%	9%	5%	59	32	185	183	-1%
Civil Rights	6	7	17%	7	8	14%	1	114%	8	3	-63%	35%	19%	686	225	23	16	-30%
Complex Comm	2	2	0%	4	1	-75%	-1	50%	4	2	-50%	57%	40%	533	800	7	5	-29%
Condemnation	0	2		0	0	0%	-2	0%	0	0	0%	0%	0%	0	0	0	2	
Construction	12	16	33%	7	13	86%	-3	81%	11	5	-55%	37%	16%	629	207	30	31	3%
Contract/Comm	101	111	10%	108	93	-14%	-18	84%	29	25	-14%	15%	12%	128	113	197	209	6%
Employment	3	3	0%	4	7	75%	4	233%	1	4	300%	7%	44%	100	400	14	9	-36%
Lieu of P. Writ	3	4	33%	4	6	50%	2	150%	3	2	-33%	25%	15%	327	150	12	13	8%
Medical Malprac	17	11	-35%	18	18	0%	7	164%	40	25	-38%	47%	33%	1,548	1,034	85	75	-12%
Name Change	38	33	-13%	36	57	58%	24	173%	0	0	0%	0%	0%	0	0	13	8	-38%
Other Insurance	9	4	-56%	12	3	-75%	-1	75%	3	4	33%	27%	36%	212	480	11	11	0%
Other MCL	959	123	-87%	68	103	51%	-20	84%	4,424	5,323	20%	67%	80%	4,866	18,355	6,639	6,686	1%
Other Track 1	69	74	7%	61	61	0%	-13	82%	28	22	-21%	24%	21%	213	165	115	106	-8%
Other Track 3	37	49	32%	35	42	20%	-7	86%	34	24	-29%	23%	16%	400	272	151	150	-1%
Other Track 4	4	0	-100%	1	1	0%	1	100%	7	5	-29%	50%	50%	1,050	2,000	14	10	-29%
Personal Injury	195	155	-21%	176	179	2%	24	115%	128	154	20%	21%	27%	319	436	610	579	-5%
Prod Liability	8	8	0%	9	10	11%	2	125%	3	2	-33%	20%	7%	240	75	15	28	87%
Prof Malpractic	5	2	-60%	4	7	75%	5	350%	11	8	-27%	41%	33%	1,100	800	27	24	-11%
PIP Coverage	1	0	-100%	3	1	-67%	1	100%	2	1	-50%	67%	25%	400	300	3	4	33%
Real Property	6	7	17%	3	4	33%	-3	57%	5	1	-80%	42%	11%	429	109	12	9	-25%
Tort Other	21	29	38%	28	19	-32%	-10	66%	18	16	-11%	27%	24%	354	325	66	66	0%
Toxic Tort	1	0	-100%	2	0	-100%	0	100%	0	0	0%	0%	0%	0	0	1	1	0%
UM/UIM Bod Inj	24	13	-46%	24	18	-25%	5	138%	14	12	-14%	20%	23%	323	327	71	53	-25%
Total	1,925	1,082	-44%	997	1,115	12%	33	103%	4,970	5,795	17%	54%	64%	1,712	2,580	9,129	9,002	-1%

CIVIL BACKLOG SUMMARY BY CASETYPE

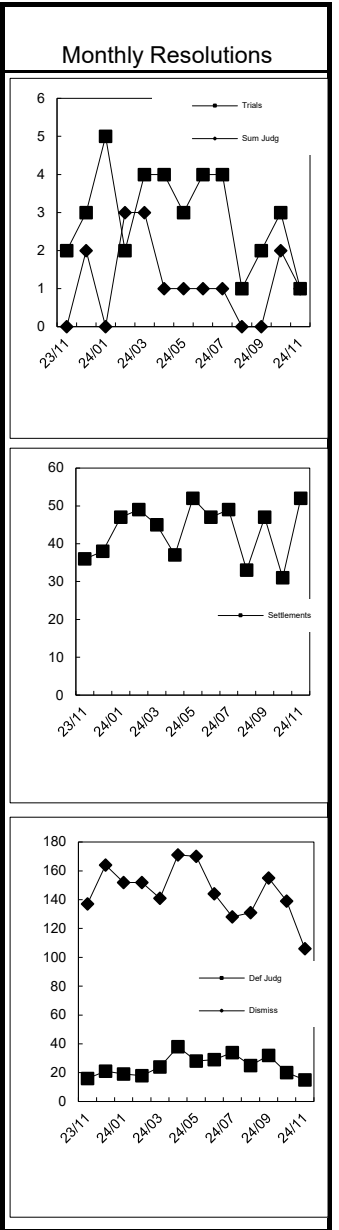
November 2024

ATLANTIC

	Cases in Backlog															
	Track 1					Track 2				Track 3			Track 4			Total Backlog
	12 to 18 months	18 to 24 months	24 to 36 months	over 36 months	Total Track 1	18 to 24 months	24 to 36 months	over 36 months	Total Track 2	24 to 36 months	over 36 months	Total Track 3	24 to 36 months	over 36 months	Total Track 4	
Act on Neg Inst	0	0	0	0	0	0	0	0	0	0	0	0	0	0	0	0
Assault & Bat	0	0	0	0	0	0	0	0	0	0	0	0	0	0	0	0
Auto - Pers Inj	0	0	0	0	0	0	0	0	0	1	4	5	0	0	0	0
Auto - Property	0	0	0	0	0	64	56	21	141	0	0	0	0	0	0	0
Book Account	0	0	0	0	0	0	1	0	1	0	0	0	0	0	0	0
Civil Rights	7	1	1	1	10	0	0	0	0	0	0	0	0	0	0	0
Complex Commerc	0	0	0	0	0	0	0	0	0	1	2	3	0	0	0	0
Condemnation	0	0	0	0	0	0	0	0	0	0	0	0	1	1	2	2
Construction	0	0	0	0	0	0	0	0	0	0	0	0	0	0	0	0
Contract/Commer	0	0	0	0	0	2	2	1	5	0	0	0	0	0	0	0
Employment	0	0	0	0	0	15	7	3	25	0	0	0	0	0	0	0
Lieu of P. Writ	0	0	0	0	0	2	2	0	4	0	0	0	0	0	0	0
Medical Malprac	0	0	0	0	0	0	0	0	0	0	0	0	1	1	2	2
Name Change	0	0	0	0	0	0	0	0	0	11	14	25	0	0	0	0
Other Insurance	0	0	0	0	0	0	0	0	0	0	0	0	0	0	0	0
Other MCL	2	0	0	2	4	0	0	0	0	0	0	0	0	0	0	0
Other Track 1	0	0	0	0	0	0	0	0	0	0	0	0	1,016	4,307	5,323	5,323
Other Track 3	8	5	3	6	22	0	0	0	0	0	0	0	0	0	0	0
Other Track 4	0	0	0	0	0	0	0	0	0	17	7	24	0	0	0	0
Personal Injury	0	0	0	0	0	0	0	0	0	0	0	0	0	5	5	5
Prod Liability	0	0	0	0	0	78	55	21	154	0	0	0	0	0	0	0
Prof Malpractic	0	0	0	0	0	0	0	0	0	2	0	2	0	0	0	0
PIP Coverage	0	0	0	0	0	0	0	0	0	4	4	8	0	0	0	0
Real Property	0	0	0	1	1	0	0	0	0	0	0	0	0	0	0	0
Tort Other	1	0	0	0	1	0	0	0	0	0	0	0	0	0	0	0
Toxic Tort	0	0	0	0	0	8	5	3	16	0	0	0	0	0	0	0
#REF!	0	0	0	0	0	0	0	0	0	0	0	0	0	0	0	0
UM/UIM Bod Inj	0	0	0	0	0	4	4	4	12	0	0	0	0	0	0	0
Total	18	6	4	10	38	173	132	53	358	36	31	67	1,018	4,314	5,332	5,795

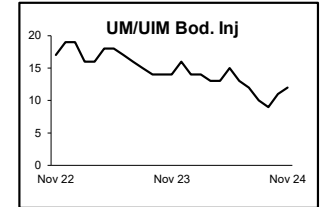
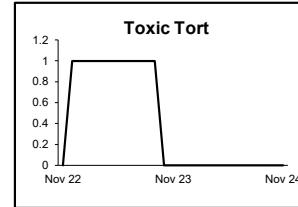
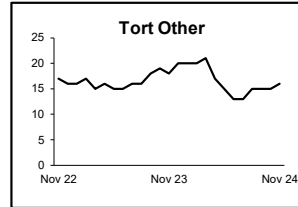
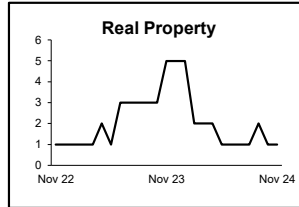
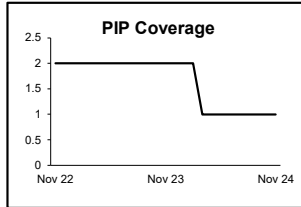
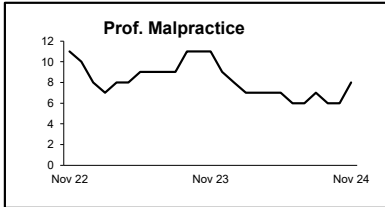
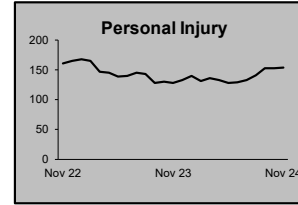
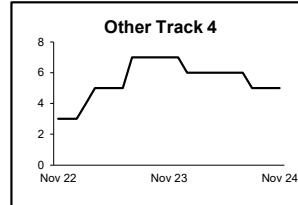
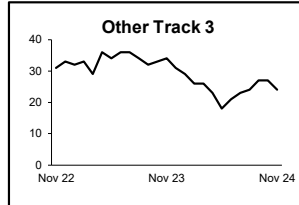
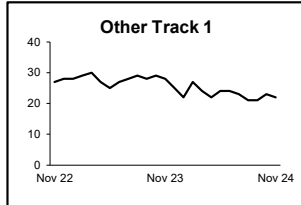
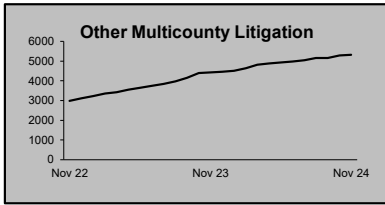
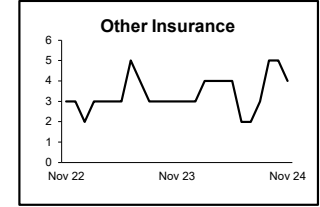

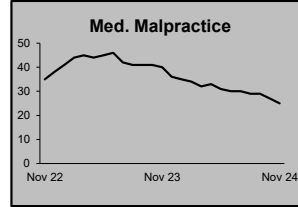
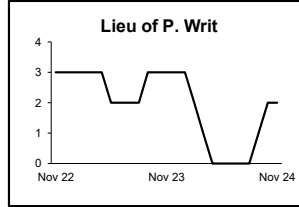
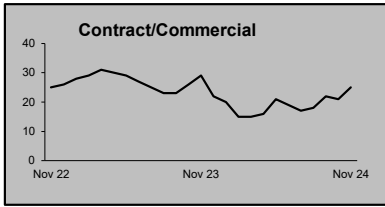
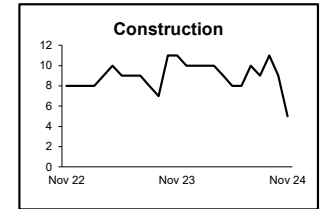
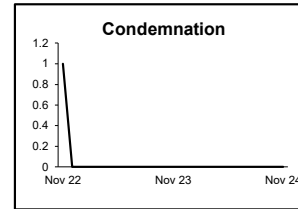
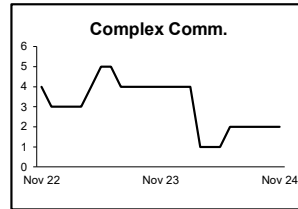
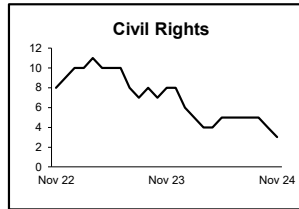
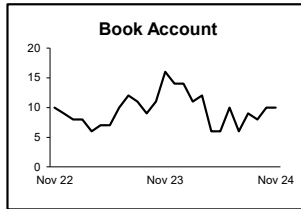
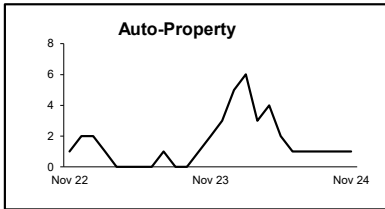
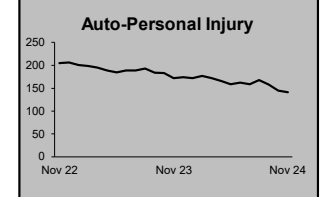
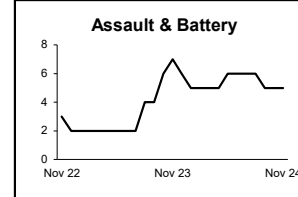
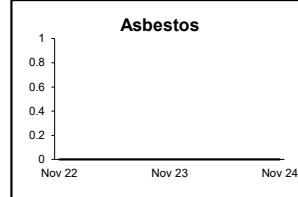
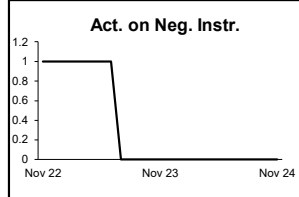
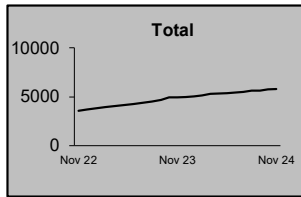
**CIVIL RESOLUTION SUMMARY BY CASETYPE
JULY 2024 - NOVEMBER 2024
ATLANTIC**

	Trial			Summary					Total	Percent resolved by					
	Jury	Nonjury	Total	Judgment	Settlement	Default Judgment	Dismiss	Other		Trial	Sum Jud	Settle	Default J	Dismiss	Other
Act on Neg Inst	0	0	0	0	0	1	0	0	1	0%	0%	0%	100%	0%	0%
Asbestos	0	0	0	0	0	0	0	0	0	0%	0%	0%	0%	0%	0%
Assault & Bat	0	0	0	0	0	0	6	0	6	0%	0%	0%	0%	100%	0%
Auto - Pers Inj	3	0	3	1	70	2	184	11	271	1%	0%	26%	1%	68%	4%
Auto - Property	0	0	0	0	3	5	11	0	19	0%	0%	16%	26%	58%	0%
Book Account	0	0	0	1	26	92	48	0	167	0%	1%	16%	55%	29%	0%
Civil Rights	1	0	1	0	1	0	5	1	8	13%	0%	13%	0%	63%	13%
Complex Commerc	0	0	0	0	0	0	1	0	1	0%	0%	0%	0%	100%	0%
Condemnation	0	0	0	0	0	0	0	0	0	0%	0%	0%	0%	0%	0%
Construction	0	0	0	0	4	2	7	0	13	0%	0%	31%	15%	54%	0%
Contract/Commer	0	0	0	1	14	16	59	3	93	0%	1%	15%	17%	63%	3%
Employment	0	0	0	0	2	0	5	0	7	0%	0%	29%	0%	71%	0%
Lieu of P. Writ	0	0	0	0	1	0	4	1	6	0%	0%	17%	0%	67%	17%
Medical Malprac	2	0	2	0	8	0	7	1	18	11%	0%	44%	0%	39%	6%
Name Change	0	0	0	0	0	0	2	55	57	0%	0%	0%	0%	4%	96%
Other Insurance	0	0	0	0	0	0	3	0	3	0%	0%	0%	0%	100%	0%
Other MCL	0	0	0	0	0	0	103	0	103	0%	0%	0%	0%	100%	0%
Other Track 1	1	1	2	0	13	5	26	15	61	3%	0%	21%	8%	43%	25%
Other Track 3	0	0	0	0	9	0	31	2	42	0%	0%	21%	0%	74%	5%
Other Track 4	0	0	0	0	0	1	0	0	1	0%	0%	0%	100%	0%	0%
Personal Injury	1	0	1	0	48	1	116	13	179	1%	0%	27%	1%	65%	7%
Prod Liability	0	0	0	0	1	0	9	0	10	0%	0%	10%	0%	90%	0%
Prof Malpractic	0	0	0	0	4	0	3	0	7	0%	0%	57%	0%	43%	0%
PIP Coverage	0	0	0	0	0	0	1	0	1	0%	0%	0%	0%	100%	0%
Real Property	0	0	0	0	1	0	3	0	4	0%	0%	25%	0%	75%	0%
Tort Other	0	0	0	0	7	0	11	1	19	0%	0%	37%	0%	58%	5%
Toxic Tort	0	0	0	0	0	0	0	0	0	0%	0%	0%	0%	0%	0%
UM/UIIM Bod Inj	2	0	2	1	0	1	14	0	18	11%	6%	0%	6%	78%	0%
Total	10	1	11	4	212	126	659	103	1,115	1%	0%	19%	11%	59%	9%



**CIVIL BACKLOG BY CASETYPE
NOVEMBER 2024
ATLANTIC**

	Total Backlog	% chg
Nov 22	3,576	
Nov 23	4,970	39%
Nov 24	5,795	17%



1) Casetypes with the state's largest backlogs are highlighted.

**CIVIL CASELOAD SUMMARY BY CASETYPE
NOVEMBER 2024
BERGEN**

	Filings			Resolutions			Clearance		Backlog			Backlog Percent		Backlog Per 100 Monthly Filings		Active Pending		
	Jul 2023 to Nov 2023	Jul 2024 to Nov 2024	percent change	Jul 2023 to Nov 2023	Jul 2024 to Nov 2024	percent change	Nov 2024		Nov 2023	Nov 2024	percent change	Nov 2023	Nov 2024	Nov 2023	Nov 2024	Nov 2023	Nov 2024	percent change
							number	percent										
Act on Neg Inst	10	8	-20%	7	11	57%	3	138%	2	0	-100%	15%	0%	133	0	13	12	-8%
Asbestos	0	0	0%	0	0	0%	0	100%	0	0	0%	0%	0%	0	0	0	0	0%
Assault & Bat	5	9	80%	7	20	186%	11	222%	29	13	-55%	62%	43%	2,320	1,040	47	30	-36%
Auto - Pers Inj	1,010	1,092	8%	1,048	1,078	3%	-14	99%	837	598	-29%	26%	20%	432	281	3,174	3,020	-5%
Auto - Property	29	29	0%	38	50	32%	21	172%	7	4	-43%	9%	6%	92	48	74	65	-12%
Book Account	419	509	21%	338	458	36%	-51	90%	50	30	-40%	10%	5%	66	31	510	602	18%
Civil Rights	9	19	111%	5	15	200%	-4	79%	15	16	7%	35%	37%	750	662	43	43	0%
Complex Commerc	17	23	35%	18	20	11%	-3	87%	27	25	-7%	37%	37%	635	566	73	67	-8%
Condemnation	0	2		2	2	0%	0	100%	1	2	100%	17%	29%	200	800	6	7	17%
Construction	20	31	55%	27	32	19%	1	103%	31	33	6%	40%	37%	620	542	77	90	17%
Contract/Commer	453	520	15%	436	435	0%	-85	84%	154	128	-17%	17%	13%	167	130	890	978	10%
Employment	11	22	100%	10	17	70%	-5	77%	8	4	-50%	26%	14%	320	130	31	29	-6%
Lieu of P. Writ	23	21	-9%	28	22	-21%	1	105%	10	4	-60%	22%	9%	261	94	46	44	-4%
Medical Malprac	39	48	23%	54	51	-6%	3	106%	151	133	-12%	51%	47%	1,693	1,438	298	284	-5%
Name Change	121	130	7%	116	139	20%	9	107%	0	0	0%	0%	0%	0	0	54	51	-6%
Other Insurance	28	30	7%	17	26	53%	-4	87%	9	13	44%	19%	26%	157	248	48	50	4%
Other MCL	124	28	-77%	167	408	144%	380	1457%	2,903	2,358	-19%	86%	92%	15,980	43,532	3,374	2,572	-24%
Other Track 1	134	158	18%	109	177	62%	19	112%	10	19	90%	6%	12%	35	51	175	155	-11%
Other Track 3	101	74	-27%	77	75	-3%	1	101%	50	61	22%	17%	18%	265	328	295	338	15%
Other Track 4	6	8	33%	16	11	-31%	3	138%	24	16	-33%	55%	38%	1,516	873	44	42	-5%
Personal Injury	428	399	-7%	368	454	23%	55	114%	468	442	-6%	29%	30%	535	558	1,619	1,453	-10%
Prod Liability	14	26	86%	12	16	33%	-10	62%	11	5	-55%	31%	15%	440	71	36	33	-8%
Prof Malpractic	20	17	-15%	30	32	7%	15	188%	45	38	-16%	42%	38%	1,286	912	107	100	-7%
PIP Coverage	6	6	0%	12	9	-25%	3	150%	4	2	-50%	33%	20%	229	120	12	10	-17%
Real Property	22	15	-32%	15	19	27%	4	127%	8	6	-25%	22%	21%	209	195	37	28	-24%
Tort Other	77	90	17%	79	84	6%	-6	93%	51	54	6%	25%	25%	301	324	208	219	5%
Toxic Tort	1	0	-100%	2	1	-50%	1	100%	2	2	0%	40%	100%	800	2,400	5	2	-60%
UM/UIM Bod Inj	55	60	9%	54	46	-15%	-14	77%	22	21	-5%	16%	14%	220	197	136	148	9%
Total	3,182	3,374	6%	3,092	3,708	20%	334	110%	4,929	4,027	-18%	43%	38%	790	605	11,432	10,472	-8%

CIVIL BACKLOG SUMMARY BY CASETYPE

November 2024

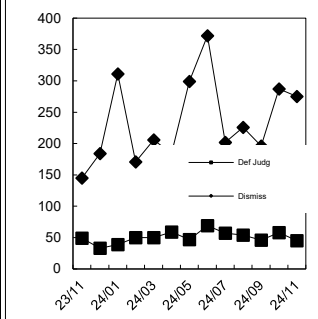
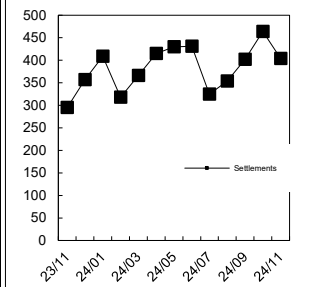
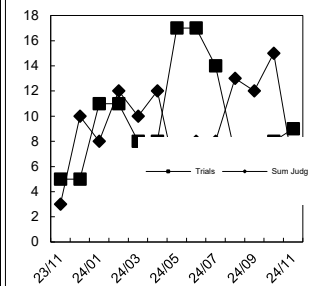
BERGEN

	Cases in Backlog															Total Backlog
	Track 1					Track 2				Track 3			Track 4			
	12 to 18 months	18 to 24 months	24 to 36 months	over 36 months	Total Track 1	18 to 24 months	24 to 36 months	over 36 months	Total Track 2	24 to 36 months	over 36 months	Total Track 3	24 to 36 months	over 36 months	Total Track 4	
Act on Neg Inst	0	0	0	0	0	0	0	0	0	0	0	0	0	0	0	0
Assault & Bat	0	0	0	0	0	0	0	0	0	0	0	0	0	0	0	0
Auto - Pers Inj	0	0	0	0	0	0	0	0	0	3	10	13	0	0	0	13
Auto - Property	0	0	0	0	0	305	229	64	598	0	0	0	0	0	0	598
Book Account	0	0	0	0	0	2	1	1	4	0	0	0	0	0	0	4
Civil Rights	19	7	4	0	30	0	0	0	0	0	0	0	0	0	0	30
Complex Comme	0	0	0	0	0	0	0	0	0	7	9	16	0	0	0	16
Condemnation	0	0	0	0	0	0	0	0	0	0	0	0	11	14	25	25
Construction	0	0	0	0	0	0	0	0	0	1	1	2	0	0	0	2
Contract/Comme	0	0	0	0	0	12	9	12	33	0	0	0	0	0	0	33
Employment	0	0	0	0	0	63	38	27	128	0	0	0	0	0	0	128
Lieu of P. Writ	0	0	0	0	0	0	2	2	4	0	0	0	0	0	0	4
Medical Malprac	0	0	0	0	0	0	0	0	0	0	0	0	3	1	4	4
Name Change	0	0	0	0	0	0	0	0	0	52	81	133	0	0	0	133
Other Insurance	0	0	0	0	0	0	0	0	0	0	0	0	0	0	0	0
Other MCL	5	5	3	0	13	0	0	0	0	0	0	0	0	0	0	13
Other Track 1	0	0	0	0	0	0	0	0	0	0	0	0	241	2,117	2,358	2,358
Other Track 3	11	3	3	0	17	0	1	0	1	0	0	0	0	1	1	19
Other Track 4	0	0	0	0	0	0	0	0	0	38	23	61	0	0	0	61
Personal Injury	0	0	0	0	0	0	0	0	0	0	0	0	8	8	16	16
Prod Liability	0	0	0	0	0	224	176	42	442	0	0	0	0	0	0	442
Prof Malpractic	0	0	0	0	0	0	0	0	0	4	1	5	0	0	0	5
PIP Coverage	0	0	0	0	0	0	0	0	0	21	17	38	0	0	0	38
Real Property	0	0	1	1	2	0	0	0	0	0	0	0	0	0	0	2
Tort Other	2	4	0	0	6	0	0	0	0	0	0	0	0	0	0	6
Toxic Tort	0	0	0	0	0	27	14	13	54	0	0	0	0	0	0	54
#REF!	0	0	0	0	0	0	0	0	0	1	1	2	0	0	0	2
UM/UIM Bod Inj	0	0	0	0	0	17	3	1	21	0	0	0	0	0	0	21
Total	37	19	11	1	68	650	473	162	1,285	127	143	270	263	2,141	2,404	4,027

**CIVIL RESOLUTION SUMMARY BY CASETYPE
JULY 2024 - NOVEMBER 2024
BERGEN**

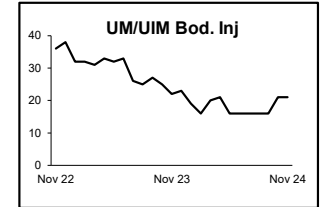
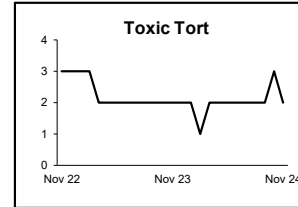
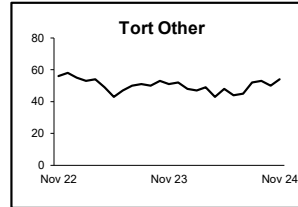
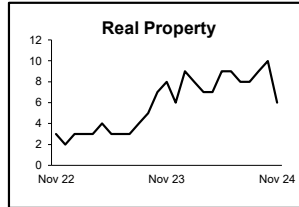
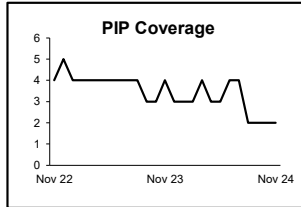
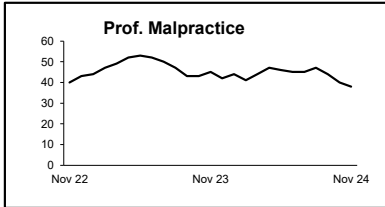
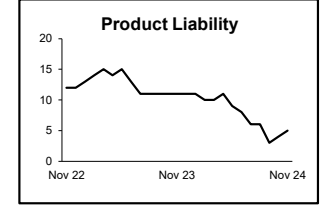
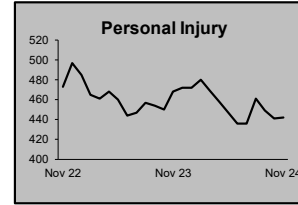
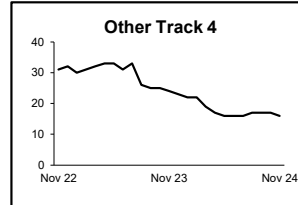
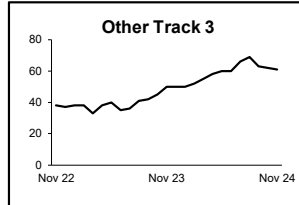
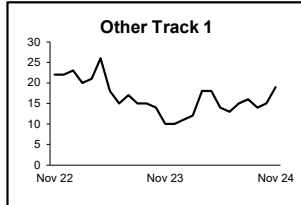
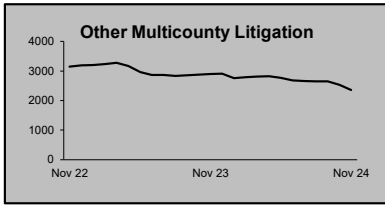
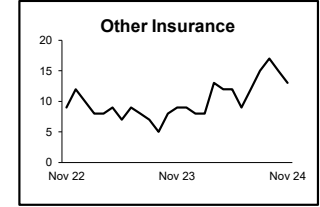

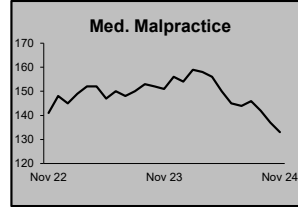
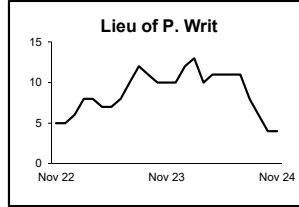
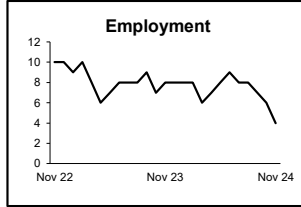
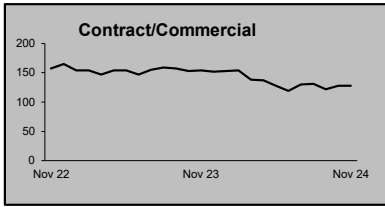
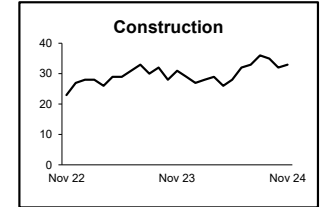
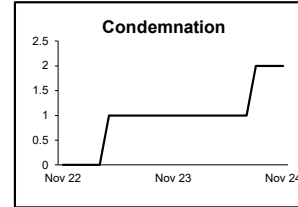
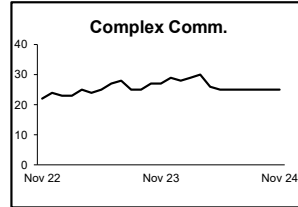
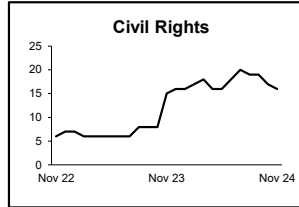
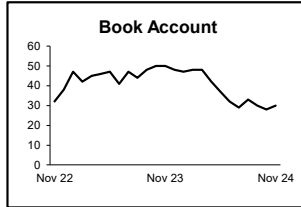
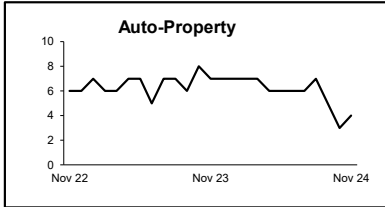
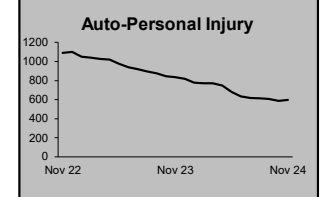
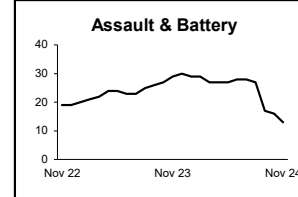
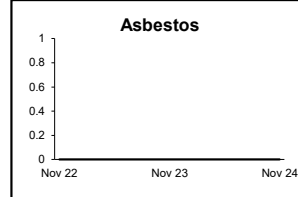
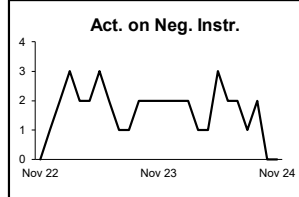
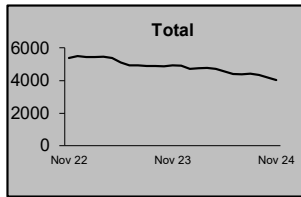
	Trial			Summary					Total	Percent resolved by					
	Jury	Nonjury	Total	Judgment	Settlement	Default Judgment	Dismiss	Other		Trial	Sum Jud	Settle	Default J	Dismiss	Other
Act on Neg Inst	0	0	0	3	1	3	4	0	11	0%	27%	9%	27%	36%	0%
Asbestos	0	0	0	0	0	0	0	0	0	0%	0%	0%	0%	0%	0%
Assault & Bat	0	0	0	1	17	0	0	2	20	0%	5%	85%	0%	0%	10%
Auto - Pers Inj	15	0	15	6	767	2	264	24	1,078	1%	1%	71%	0%	24%	2%
Auto - Property	0	0	0	0	19	12	18	1	50	0%	0%	38%	24%	36%	2%
Book Account	0	1	1	8	144	163	140	2	458	0%	2%	31%	36%	31%	0%
Civil Rights	0	0	0	3	6	0	5	1	15	0%	20%	40%	0%	33%	7%
Complex Commerc	0	0	0	0	11	0	7	2	20	0%	0%	55%	0%	35%	10%
Condemnation	0	0	0	0	1	1	0	0	2	0%	0%	50%	50%	0%	0%
Construction	1	1	2	0	19	1	10	0	32	6%	0%	59%	3%	31%	0%
Contract/Commer	4	5	9	9	154	63	183	17	435	2%	2%	35%	14%	42%	4%
Employment	0	1	1	0	8	0	6	2	17	6%	0%	47%	0%	35%	12%
Lieu of P. Writ	0	2	2	2	9	0	9	0	22	9%	9%	41%	0%	41%	0%
Medical Malprac	5	0	5	1	32	0	12	1	51	10%	2%	63%	0%	24%	2%
Name Change	0	0	0	0	0	0	9	130	139	0%	0%	0%	0%	6%	94%
Other Insurance	0	0	0	2	7	2	13	2	26	0%	8%	27%	8%	50%	8%
Other MCL	0	0	0	0	181	0	226	1	408	0%	0%	44%	0%	55%	0%
Other Track 1	0	0	0	4	64	9	98	2	177	0%	2%	36%	5%	55%	1%
Other Track 3	0	0	0	1	52	1	18	3	75	0%	1%	69%	1%	24%	4%
Other Track 4	0	0	0	1	6	0	4	0	11	0%	9%	55%	0%	36%	0%
Personal Injury	2	0	2	11	335	1	89	16	454	0%	2%	74%	0%	20%	4%
Prod Liability	0	0	0	0	7	0	6	3	16	0%	0%	44%	0%	38%	19%
Prof Malpractic	3	0	3	1	18	0	10	0	32	9%	3%	56%	0%	31%	0%
PIP Coverage	0	0	0	0	5	0	4	0	9	0%	0%	56%	0%	44%	0%
Real Property	0	0	0	1	8	1	7	2	19	0%	5%	42%	5%	37%	11%
Tort Other	1	0	1	0	44	1	33	5	84	1%	0%	52%	1%	39%	6%
Toxic Tort	0	0	0	0	1	0	0	0	1	0%	0%	100%	0%	0%	0%
UM/UIM Bod Inj	1	0	1	0	33	0	11	1	46	2%	0%	72%	0%	24%	2%
Total	32	10	42	54	1,949	260	1,186	217	3,708	1%	1%	53%	7%	32%	6%

Monthly Resolutions



**CIVIL BACKLOG BY CASETYPE
NOVEMBER 2024
BERGEN**

	Total	Backlog	% chg
Nov 22		5,382	
Nov 23		4,929	-8%
Nov 24		4,027	-18%



1) Casetypes with the state's largest backlogs are highlighted.

**CIVIL CASELOAD SUMMARY BY CASETYPE
NOVEMBER 2024
BURLINGTON**

	Filings			Resolutions			Clearance		Backlog			Backlog Percent		Backlog Per 100 Monthly Filings		Active Pending		
	Jul 2023 to Nov 2023	Jul 2024 to Nov 2024	percent change	Jul 2023 to Nov 2023	Jul 2024 to Nov 2024	percent change	Nov 2024		Nov 2023	Nov 2024	percent change	Nov 2023	Nov 2024	Nov 2023	Nov 2024	Nov 2023	Nov 2024	percent change
							number	percent										
Act on Neg Inst	8	6	-25%	10	8	-20%	2	133%	0	0	0%	0%	0%	0	0	6	6	0%
Asbestos	0	0	0%	0	0	0%	0	100%	0	0	0%	0%	0%	0	0	0	0	0%
Assault & Bat	4	2	-50%	3	1	-67%	-1	50%	11	15	36%	46%	68%	1,650	4,500	24	22	-8%
Auto - Pers Inj	270	311	15%	249	252	1%	-59	81%	116	107	-8%	16%	13%	218	179	740	809	9%
Auto - Property	15	9	-40%	11	17	55%	8	189%	1	3	200%	3%	16%	33	113	29	19	-34%
Book Account	105	173	65%	120	128	7%	-45	74%	1	0	-100%	1%	0%	4	0	112	187	67%
Civil Rights	11	7	-36%	12	1	-92%	-6	14%	5	2	-60%	42%	12%	333	160	12	17	42%
Complex Commer	4	6	50%	3	5	67%	-1	83%	6	7	17%	33%	39%	900	700	18	18	0%
Condemnation	0	0	0%	4	0	-100%	0	100%	0	0	0%	0%	0%	0	0	3	1	-67%
Construction	5	9	80%	4	6	50%	-3	67%	5	3	-40%	26%	17%	316	189	19	18	-5%
Contract/Commer	205	193	-6%	214	203	-5%	10	105%	34	42	24%	9%	11%	78	103	374	381	2%
Employment	8	4	-50%	2	7	250%	3	175%	0	1		0%	10%	0	133	13	10	-23%
Lieu of P. Writ	10	8	-20%	12	6	-50%	-2	75%	1	0	-100%	7%	0%	46	0	14	13	-7%
Medical Malprac	19	20	5%	16	18	13%	-2	90%	37	40	8%	28%	32%	694	873	132	126	-5%
Name Change	84	91	8%	90	113	26%	22	124%	0	0	0%	0%	0%	0	0	16	26	63%
Other Insurance	9	8	-11%	1	3	200%	-5	38%	2	0	-100%	18%	0%	171	0	11	11	0%
Other MCL	0	1		0	0	0%	-1	0%	0	0	0%	0%	0%	0	0	0	1	
Other Track 1	70	81	16%	56	51	-9%	-30	63%	1	1	0%	2%	1%	7	8	62	85	37%
Other Track 3	61	44	-28%	68	54	-21%	10	123%	7	10	43%	5%	7%	57	80	131	145	11%
Other Track 4	5	4	-20%	6	7	17%	3	175%	5	8	60%	26%	38%	500	600	19	21	11%
Personal Injury	114	128	12%	119	98	-18%	-30	77%	64	57	-11%	18%	16%	262	230	360	362	1%
Prod Liability	3	5	67%	7	0	-100%	-5	0%	5	5	0%	33%	26%	545	545	15	19	27%
Prof Malpractic	1	7	600%	6	8	33%	1	114%	5	8	60%	19%	25%	600	457	26	32	23%
PIP Coverage	2	1	-50%	1	1	0%	0	100%	0	0	0%	0%	0%	0	0	3	1	-67%
Real Property	6	3	-50%	4	6	50%	3	200%	1	0	-100%	14%	0%	92	0	7	6	-14%
Tort Other	29	29	0%	22	22	0%	-7	76%	14	9	-36%	19%	15%	227	146	72	62	-14%
Toxic Tort	2	0	-100%	0	0	0%	0	100%	0	0	0%	0%	0%	0	0	3	3	0%
UM/UIB Bod Inj	17	23	35%	20	21	5%	-2	91%	5	5	0%	8%	8%	102	111	62	62	0%
Total	1,067	1,173	10%	1,060	1,036	-2%	-137	88%	326	323	-1%	14%	13%	148	140	2,283	2,463	8%

CIVIL BACKLOG SUMMARY BY CASETYPE

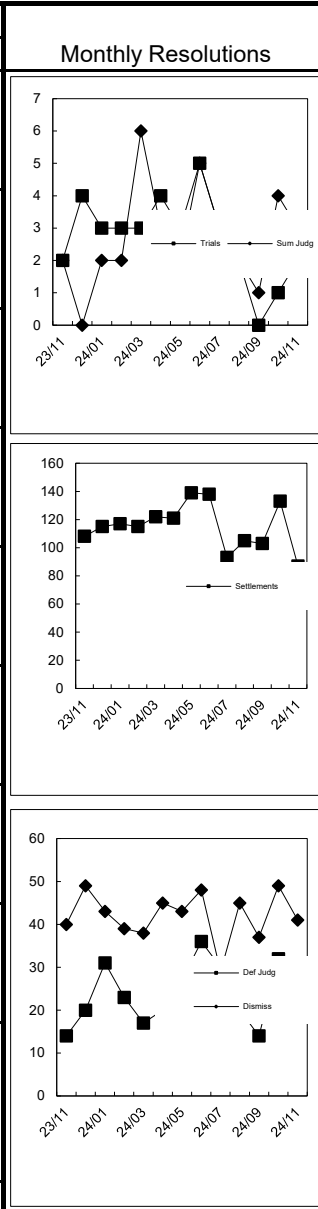
November 2024

BURLINGTON

	Cases in Backlog															Total Backlog
	Track 1					Track 2				Track 3			Track 4			
	12 to 18 months	18 to 24 months	24 to 36 months	over 36 months	Total Track 1	18 to 24 months	24 to 36 months	over 36 months	Total Track 2	24 to 36 months	over 36 months	Total Track 3	24 to 36 months	over 36 months	Total Track 4	
Act on Neg Inst	0	0	0	0	0	0	0	0	0	0	0	0	0	0	0	0
Assault & Bat	0	0	0	0	0	0	0	0	0	0	0	0	0	0	0	0
Auto - Pers Inj	0	0	0	0	0	0	0	0	0	5	10	15	0	0	0	15
Auto - Property	0	0	0	0	0	70	32	5	107	0	0	0	0	0	0	107
Book Account	0	0	0	0	0	2	1	0	3	0	0	0	0	0	0	3
Civil Rights	0	0	0	0	0	0	0	0	0	0	0	0	0	0	0	0
Complex Comme	0	0	0	0	0	0	0	0	0	0	2	2	0	0	0	2
Condemnation	0	0	0	0	0	0	0	0	0	0	0	0	5	2	7	7
Construction	0	0	0	0	0	0	0	0	0	0	0	0	0	0	0	0
Contract/Comme	0	0	0	0	0	3	0	0	3	0	0	0	0	0	0	3
Employment	0	0	0	0	0	27	11	4	42	0	0	0	0	0	0	42
Lieu of P. Writ	0	0	0	0	0	0	1	0	1	0	0	0	0	0	0	1
Medical Malprac	0	0	0	0	0	0	0	0	0	0	0	0	0	0	0	0
Name Change	0	0	0	0	0	0	0	0	0	26	14	40	0	0	0	40
Other Insurance	0	0	0	0	0	0	0	0	0	0	0	0	0	0	0	0
Other MCL	0	0	0	0	0	0	0	0	0	0	0	0	0	0	0	0
Other Track 1	0	0	0	0	0	0	0	0	0	0	0	0	0	0	0	0
Other Track 3	1	0	0	0	1	0	0	0	0	0	0	0	0	0	0	1
Other Track 4	0	0	0	0	0	0	0	0	0	7	3	10	0	0	0	10
Personal Injury	0	0	0	0	0	0	0	0	0	0	0	0	4	4	8	8
Prod Liability	0	0	0	0	0	33	18	6	57	0	0	0	0	0	0	57
Prof Malpractic	0	0	0	0	0	0	0	0	0	1	4	5	0	0	0	5
PIP Coverage	0	0	0	0	0	0	0	0	0	6	2	8	0	0	0	8
Real Property	0	0	0	0	0	0	0	0	0	0	0	0	0	0	0	0
Tort Other	0	0	0	0	0	0	0	0	0	0	0	0	0	0	0	0
Toxic Tort	0	0	0	0	0	5	4	0	9	0	0	0	0	0	0	9
#REF!	0	0	0	0	0	0	0	0	0	0	0	0	0	0	0	0
UM/UIM Bod Inj	0	0	0	0	0	4	1	0	5	0	0	0	0	0	0	5
Total	1	0	0	0	1	144	68	15	227	45	35	80	9	6	15	323

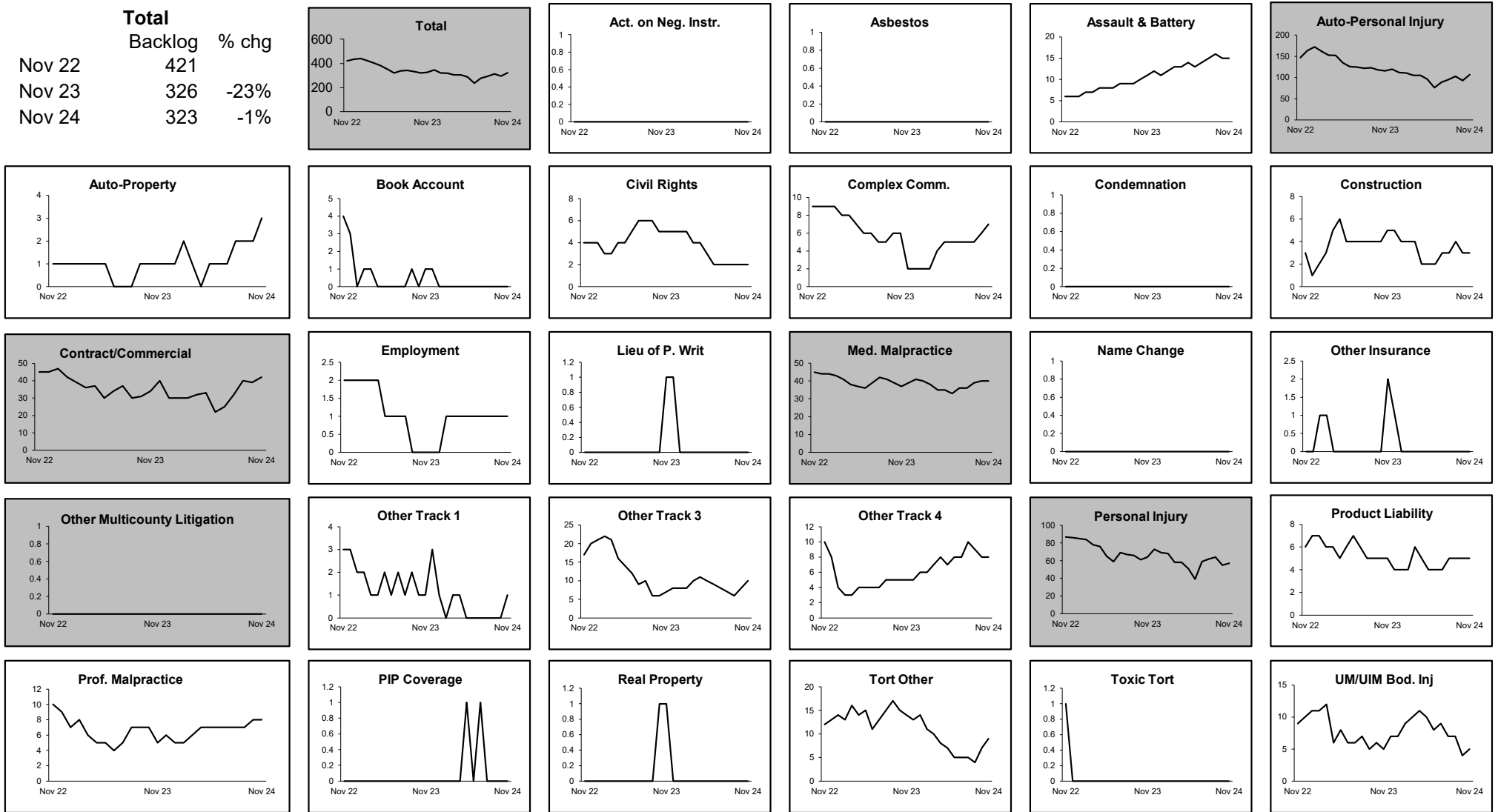
**CIVIL RESOLUTION SUMMARY BY CASETYPE
JULY 2024 - NOVEMBER 2024
BURLINGTON**

	Trial			Summary					Total	Percent resolved by					
	Jury	Nonjury	Total	Judgment	Settlement	Default Judgment	Dismiss	Other		Trial	Sum Jud	Settle	Default J	Dismiss	Other
Act on Neg Inst	0	0	0	0	2	3	3	0	8	0%	0%	25%	38%	38%	0%
Asbestos	0	0	0	0	0	0	0	0	0	0%	0%	0%	0%	0%	0%
Assault & Bat	0	0	0	0	1	0	0	0	1	0%	0%	100%	0%	0%	0%
Auto - Pers Inj	2	0	2	2	194	0	44	10	252	1%	1%	77%	0%	17%	4%
Auto - Property	0	0	0	0	7	6	4	0	17	0%	0%	41%	35%	24%	0%
Book Account	0	0	0	2	46	48	29	3	128	0%	2%	36%	38%	23%	2%
Civil Rights	0	0	0	0	0	0	1	0	1	0%	0%	0%	0%	100%	0%
Complex Commerc	0	0	0	0	3	0	0	2	5	0%	0%	60%	0%	0%	40%
Condemnation	0	0	0	0	0	0	0	0	0	0%	0%	0%	0%	0%	0%
Construction	0	0	0	0	2	0	3	1	6	0%	0%	33%	0%	50%	17%
Contract/Commer	0	3	3	6	76	50	62	6	203	1%	3%	37%	25%	31%	3%
Employment	0	0	0	0	5	1	1	0	7	0%	0%	71%	14%	14%	0%
Lieu of P. Writ	0	0	0	0	1	0	0	5	6	0%	0%	17%	0%	0%	83%
Medical Malprac	2	0	2	0	7	0	7	2	18	11%	0%	39%	0%	39%	11%
Name Change	0	0	0	0	0	0	2	111	113	0%	0%	0%	0%	2%	98%
Other Insurance	0	0	0	0	0	1	1	1	3	0%	0%	0%	33%	33%	33%
Other MCL	0	0	0	0	0	0	0	0	0	0%	0%	0%	0%	0%	0%
Other Track 1	0	0	0	0	24	1	9	17	51	0%	0%	47%	2%	18%	33%
Other Track 3	0	0	0	0	35	0	12	7	54	0%	0%	65%	0%	22%	13%
Other Track 4	0	0	0	1	3	2	1	0	7	0%	14%	43%	29%	14%	0%
Personal Injury	0	0	0	2	72	0	14	10	98	0%	2%	73%	0%	14%	10%
Prod Liability	0	0	0	0	0	0	0	0	0	0%	0%	0%	0%	0%	0%
Prof Malpractic	0	0	0	0	6	0	1	1	8	0%	0%	75%	0%	13%	13%
PIP Coverage	0	0	0	0	1	0	0	0	1	0%	0%	100%	0%	0%	0%
Real Property	0	1	1	0	2	0	2	1	6	17%	0%	33%	0%	33%	17%
Tort Other	0	0	0	0	15	2	5	0	22	0%	0%	68%	9%	23%	0%
Toxic Tort	0	0	0	0	0	0	0	0	0	0%	0%	0%	0%	0%	0%
UM/UIM Bod Inj	0	0	0	0	19	1	0	1	21	0%	0%	90%	5%	0%	5%
Total	4	4	8	13	521	115	201	178	1,036	1%	1%	50%	11%	19%	17%



**CIVIL BACKLOG BY CASETYPE
NOVEMBER 2024
BURLINGTON**

	Total	Backlog	% chg
Nov 22		421	
Nov 23		326	-23%
Nov 24		323	-1%



1) Casetypes with the state's largest backlogs are highlighted.

**CIVIL CASELOAD SUMMARY BY CASETYPE
NOVEMBER 2024
CAMDEN**

	Filings			Resolutions			Clearance		Backlog			Backlog Percent		Backlog Per 100 Monthly Filings		Active Pending		
	Jul 2023 to Nov 2023	Jul 2024 to Nov 2024	percent change	Jul 2023 to Nov 2023	Jul 2024 to Nov 2024	percent change	Nov 2024		Nov 2023	Nov 2024	percent change	Nov 2023	Nov 2024	Nov 2023	Nov 2024	Nov 2023	Nov 2024	percent change
							number	percent										
Act on Neg Inst	4	4	0%	2	4	100%	0	100%	0	0	0%	0%	0%	0	0	3	4	33%
Asbestos	0	0	0%	0	0	0%	0	100%	0	0	0%	0%	0%	0	0	0	0	0%
Assault & Bat	3	6	100%	9	4	-56%	-2	67%	5	4	-20%	42%	22%	857	343	12	18	50%
Auto - Pers Inj	469	497	6%	522	462	-11%	-35	93%	158	143	-9%	13%	13%	170	154	1,184	1,131	-4%
Auto - Property	35	20	-43%	29	31	7%	11	155%	3	2	-33%	6%	6%	48	39	53	31	-42%
Book Account	196	246	26%	213	223	5%	-23	91%	7	8	14%	4%	3%	18	17	190	276	45%
Civil Rights	15	17	13%	13	9	-31%	-8	53%	8	1	-88%	29%	3%	331	40	28	31	11%
Complex Comm	2	2	0%	9	5	-44%	3	250%	3	3	0%	33%	30%	720	514	9	10	11%
Condemnation	2	8	300%	3	2	-33%	-6	25%	1	1	0%	50%	11%	400	120	2	9	350%
Construction	6	8	33%	7	3	-57%	-5	38%	2	0	-100%	20%	0%	200	0	10	12	20%
Contract/Comm	208	253	22%	209	250	20%	-3	99%	33	23	-30%	10%	6%	78	45	333	396	19%
Employment	5	7	40%	12	5	-58%	-2	71%	1	1	0%	9%	7%	86	80	11	14	27%
Lieu of P. Writ	8	5	-38%	5	4	-20%	-1	80%	2	1	-50%	18%	5%	150	75	11	19	73%
Medical Malprac	41	36	-12%	40	37	-8%	1	103%	83	74	-11%	37%	35%	1,107	945	222	214	-4%
Name Change	58	77	33%	67	93	39%	16	121%	0	0	0%	0%	0%	0	0	22	25	14%
Other Insurance	13	8	-38%	10	10	0%	2	125%	7	2	-71%	33%	10%	323	89	21	21	0%
Other MCL	0	0	0%	0	0	0%	0	100%	0	0	0%	0%	0%	0	0	0	0	0%
Other Track 1	103	88	-15%	104	80	-23%	-8	91%	7	12	71%	6%	10%	34	68	113	119	5%
Other Track 3	73	85	16%	64	65	2%	-20	76%	30	20	-33%	15%	9%	190	121	199	219	10%
Other Track 4	3	3	0%	7	3	-57%	0	100%	9	11	22%	53%	69%	720	1,200	17	16	-6%
Personal Injury	212	254	20%	244	264	8%	10	104%	123	115	-7%	18%	17%	247	227	697	691	-1%
Prod Liability	8	12	50%	9	8	-11%	-4	67%	6	8	33%	20%	28%	379	505	30	29	-3%
Prof Malpractic	14	16	14%	14	14	0%	-2	88%	10	7	-30%	17%	11%	333	271	59	66	12%
PIP Coverage	6	2	-67%	6	9	50%	7	450%	1	1	0%	17%	50%	80	133	6	2	-67%
Real Property	7	13	86%	12	6	-50%	-7	46%	0	5		0%	25%	0	194	15	20	33%
Tort Other	27	33	22%	35	25	-29%	-8	76%	15	11	-27%	22%	16%	254	161	67	70	4%
Toxic Tort	0	0	0%	0	1		1	100%	1	1	0%	100%	33%	1,200	1,200	1	3	200%
UM/UIM Bod Inj	42	33	-21%	53	37	-30%	4	112%	7	13	86%	7%	16%	76	171	99	80	-19%
Total	1,560	1,733	11%	1,698	1,654	-3%	-79	95%	522	467	-11%	15%	13%	163	137	3,414	3,526	3%

CIVIL BACKLOG SUMMARY BY CASETYPE

November 2024

CAMDEN

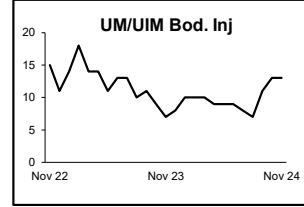
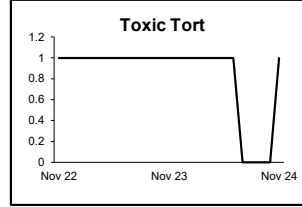
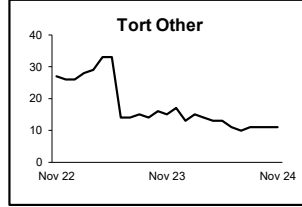
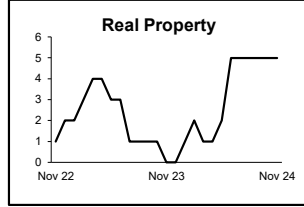
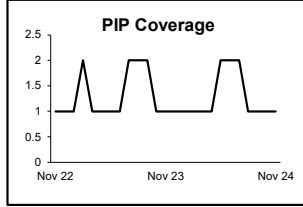
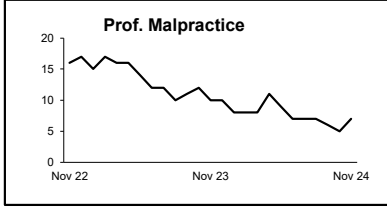
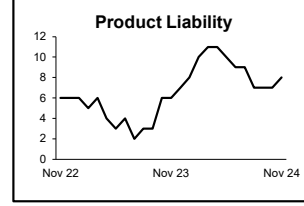
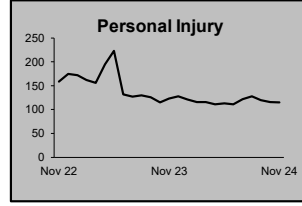
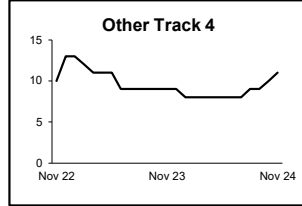
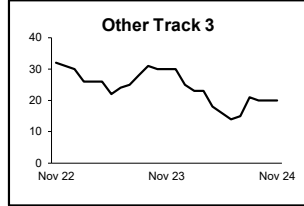
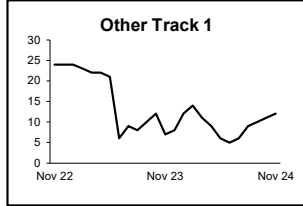
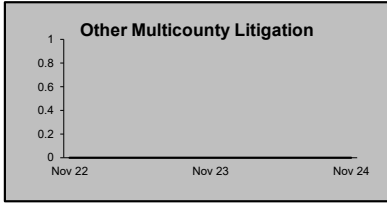
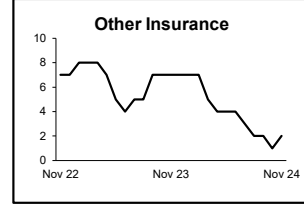

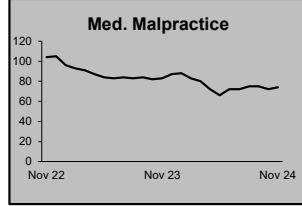
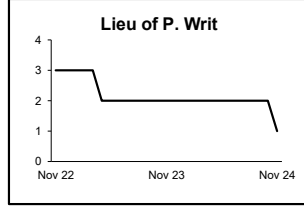
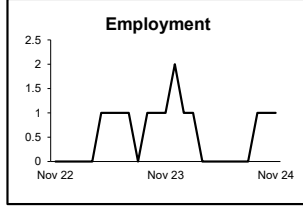
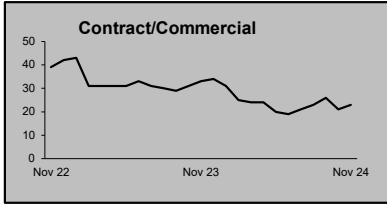
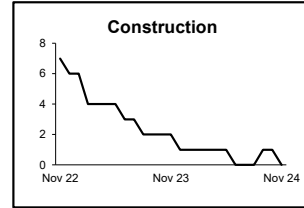
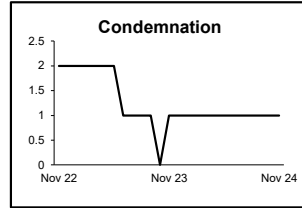
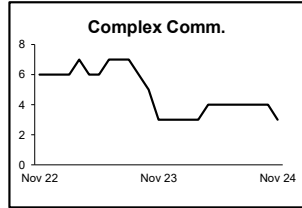
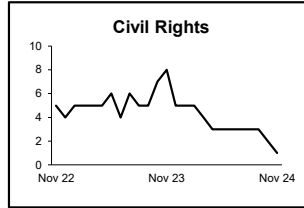
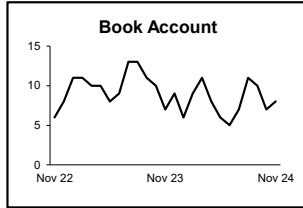
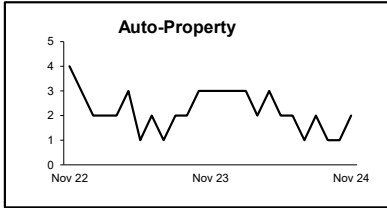
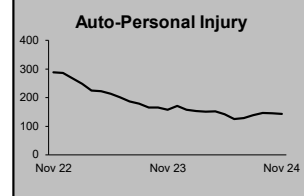
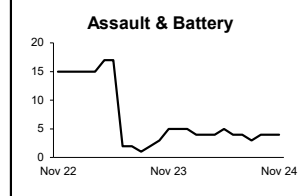
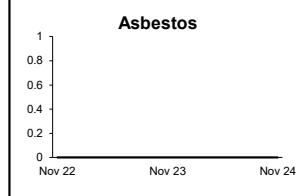
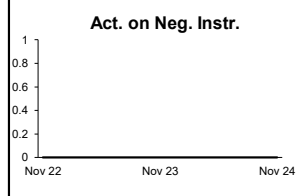
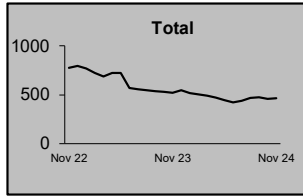
	Cases in Backlog															Total Backlog
	Track 1					Track 2				Track 3			Track 4			
	12 to 18 months	18 to 24 months	24 to 36 months	over 36 months	Total Track 1	18 to 24 months	24 to 36 months	over 36 months	Total Track 2	24 to 36 months	over 36 months	Total Track 3	24 to 36 months	over 36 months	Total Track 4	
Act on Neg Inst	0	0	0	0	0	0	0	0	0	0	0	0	0	0	0	0
Assault & Bat	0	0	0	0	0	0	0	0	0	0	0	0	0	0	0	0
Auto - Pers Inj	0	0	0	0	0	0	0	0	0	1	3	4	0	0	0	4
Auto - Property	0	0	0	0	0	93	35	15	143	0	0	0	0	0	0	143
Book Account	0	0	0	0	0	2	0	0	2	0	0	0	0	0	0	2
Civil Rights	5	1	1	1	8	0	0	0	0	0	0	0	0	0	0	8
Complex Comme	0	0	0	0	0	0	0	0	0	0	1	1	0	0	0	1
Condemnation	0	0	0	0	0	0	0	0	0	0	0	0	1	2	3	3
Construction	0	0	0	0	0	0	0	0	0	0	1	1	0	0	0	1
Contract/Comme	0	0	0	0	0	0	0	0	0	0	0	0	0	0	0	0
Employment	0	0	0	0	0	12	6	5	23	0	0	0	0	0	0	23
Lieu of P. Writ	0	0	0	0	0	1	0	0	1	0	0	0	0	0	0	1
Medical Malprac	0	0	0	0	0	0	0	0	0	0	0	0	0	1	1	1
Name Change	0	0	0	0	0	0	0	0	0	39	35	74	0	0	0	74
Other Insurance	0	0	0	0	0	0	0	0	0	0	0	0	0	0	0	0
Other MCL	1	0	0	0	1	1	0	0	1	0	0	0	0	0	0	2
Other Track 1	0	0	0	0	0	0	0	0	0	0	0	0	0	0	0	0
Other Track 3	7	3	1	0	11	1	0	0	1	0	0	0	0	0	0	12
Other Track 4	0	0	0	0	0	0	0	0	0	12	8	20	0	0	0	20
Personal Injury	0	0	0	0	0	0	0	0	0	0	0	0	3	8	11	11
Prod Liability	0	0	0	0	0	73	31	11	115	0	0	0	0	0	0	115
Prof Malpractic	0	0	0	0	0	0	0	0	0	5	3	8	0	0	0	8
PIP Coverage	0	0	0	0	0	0	0	0	0	6	1	7	0	0	0	7
Real Property	0	0	1	0	1	0	0	0	0	0	0	0	0	0	0	1
Tort Other	3	2	0	0	5	0	0	0	0	0	0	0	0	0	0	5
Toxic Tort	0	0	0	0	0	4	4	3	11	0	0	0	0	0	0	11
#REF!	0	0	0	0	0	0	0	0	0	1	0	1	0	0	0	1
UM/UIM Bod Inj	0	0	0	0	0	10	3	0	13	0	0	0	0	0	0	13
Total	16	6	3	1	26	197	79	34	310	64	52	116	4	11	15	467

**CIVIL RESOLUTION SUMMARY BY CASETYPE
JULY 2024 - NOVEMBER 2024
CAMDEN**

	Trial			Summary					Total	Percent resolved by						Monthly Resolutions
	Jury	Nonjury	Total	Judgment	Settlement	Judgment	Dismiss	Other		Trial	Sum Jud	Settle	Default J	Dismiss	Other	
Act on Neg Inst	0	0	0	0	0	1	3	0	4	0%	0%	0%	25%	75%	0%	
Asbestos	0	0	0	0	0	0	0	0	0	0%	0%	0%	0%	0%	0%	
Assault & Bat	0	0	0	0	2	0	2	0	4	0%	0%	50%	0%	50%	0%	
Auto - Pers Inj	5	1	6	0	138	2	290	26	462	1%	0%	30%	0%	63%	6%	
Auto - Property	0	0	0	0	4	15	12	0	31	0%	0%	13%	48%	39%	0%	
Book Account	0	0	0	7	38	96	80	2	223	0%	3%	17%	43%	36%	1%	
Civil Rights	0	0	0	0	3	0	6	0	9	0%	0%	33%	0%	67%	0%	
Complex Commerc	1	0	1	0	0	1	3	0	5	20%	0%	0%	20%	60%	0%	
Condemnation	0	0	0	0	0	0	1	1	2	0%	0%	0%	0%	50%	50%	
Construction	0	0	0	0	1	1	1	0	3	0%	0%	33%	33%	33%	0%	
Contract/Commer	0	3	3	5	42	70	122	8	250	1%	2%	17%	28%	49%	3%	
Employment	0	0	0	0	0	0	4	1	5	0%	0%	0%	0%	80%	20%	
Lieu of P. Writ	1	1	2	0	0	0	2	0	4	50%	0%	0%	0%	50%	0%	
Medical Malprac	4	0	4	0	12	0	15	6	37	11%	0%	32%	0%	41%	16%	
Name Change	0	0	0	0	0	0	0	93	93	0%	0%	0%	0%	0%	100%	
Other Insurance	0	0	0	0	4	1	5	0	10	0%	0%	40%	10%	50%	0%	
Other MCL	0	0	0	0	0	0	0	0	0	0%	0%	0%	0%	0%	0%	
Other Track 1	0	0	0	0	23	4	25	28	80	0%	0%	29%	5%	31%	35%	
Other Track 3	0	0	0	0	14	1	36	14	65	0%	0%	22%	2%	55%	22%	
Other Track 4	0	0	0	0	0	1	2	0	3	0%	0%	0%	33%	67%	0%	
Personal Injury	0	0	0	0	99	3	139	23	264	0%	0%	38%	1%	53%	9%	
Prod Liability	1	0	1	0	0	0	6	1	8	13%	0%	0%	0%	75%	13%	
Prof Malpractic	1	0	1	0	7	0	6	0	14	7%	0%	50%	0%	43%	0%	
PIP Coverage	0	0	0	0	0	0	8	1	9	0%	0%	0%	0%	89%	11%	
Real Property	0	0	0	0	0	2	4	0	6	0%	0%	0%	33%	67%	0%	
Tort Other	1	0	1	0	7	0	13	4	25	4%	0%	28%	0%	52%	16%	
Toxic Tort	0	0	0	0	0	0	1	0	1	0%	0%	0%	0%	100%	0%	
UM/UIM Bod Inj	1	0	1	0	13	0	23	0	37	3%	0%	35%	0%	62%	0%	
Total	15	5	20	12	407	198	809	208	1,654	1%	1%	25%	12%	49%	13%	

**CIVIL BACKLOG BY CASETYPE
NOVEMBER 2024
CAMDEN**

	Total	Backlog	% chg
Nov 22		778	
Nov 23		522	-33%
Nov 24		467	-11%



1) Casetypes with the state's largest backlogs are highlighted.

**CIVIL CASELOAD SUMMARY BY CASETYPE
NOVEMBER 2024
CAPE MAY**

	Filings			Resolutions			Clearance		Backlog			Backlog Percent		Backlog Per 100 Monthly Filings		Active Pending		
	Jul 2023 to Nov 2023	Jul 2024 to Nov 2024	percent change	Jul 2023 to Nov 2023	Jul 2024 to Nov 2024	percent change	Nov 2024		Nov 2023	Nov 2024	percent change	Nov 2023	Nov 2024	Nov 2023	Nov 2024	Nov 2023	Nov 2024	percent change
							number	percent										
Act on Neg Inst	3	0	-100%	1	0	-100%	0	100%	0	0	0%	0%	0%	0	0	3	0	-100%
Asbestos	0	0	0%	0	0	0%	0	100%	0	0	0%	0%	0%	0	0	0	0	0%
Assault & Bat	4	0	-100%	1	3	200%	3	100%	10	11	10%	53%	79%	2,400	19	14	-26%	
Auto - Pers Inj	23	28	22%	24	27	13%	-1	96%	17	12	-29%	23%	15%	358	189	75	82	9%
Auto - Property	2	5	150%	2	5	150%	0	100%	1	0	-100%	17%	0%	200	0	6	4	-33%
Book Account	25	32	28%	25	17	-32%	-15	53%	2	0	-100%	7%	0%	44	0	29	36	24%
Civil Rights	4	1	-75%	1	4	300%	3	400%	9	9	0%	50%	69%	1,800	10,800	18	13	-28%
Complex Comm	0	1		0	1		0	100%	2	2	0%	100%	67%	2,400	1,200	2	3	50%
Condemnation	0	0	0%	1	0	-100%	0	100%	1	1	0%	100%	100%			1	1	0%
Construction	1	5	400%	2	5	150%	0	100%	1	4	300%	9%	25%	150	282	11	16	45%
Contract/Comm	39	32	-18%	37	39	5%	7	122%	9	6	-33%	13%	8%	115	80	70	73	4%
Employment	1	0	-100%	1	1	0%	1	100%	0	1		0%	33%	0	600	2	3	50%
Lieu of P. Writ	5	2	-60%	11	1	-91%	-1	50%	1	1	0%	11%	11%	92	171	9	9	0%
Medical Malprac	3	1	-67%	1	3	200%	2	300%	5	7	40%	33%	54%	1,200	1,050	15	13	-13%
Name Change	11	14	27%	12	11	-8%	-3	79%	0	0	0%	0%	0%	0	0	4	7	75%
Other Insurance	2	3	50%	3	2	-33%	-1	67%	4	0	-100%	67%	0%	2,400	0	6	3	-50%
Other MCL	0	0	0%	0	0	0%	0	100%	0	0	0%	0%	0%	0	0	0	0	0%
Other Track 1	12	16	33%	16	20	25%	4	125%	7	0	-100%	32%	0%	227	0	22	20	-9%
Other Track 3	6	9	50%	14	7	-50%	-2	78%	4	6	50%	13%	16%	300	225	31	37	19%
Other Track 4	1	0	-100%	0	2		2	100%	2	2	0%	50%	50%	2,400	800	4	4	0%
Personal Injury	29	36	24%	40	47	18%	11	131%	24	32	33%	17%	24%	257	422	139	131	-6%
Prod Liability	1	0	-100%	1	1	0%	1	100%	1	0	-100%	20%	0%	600	0	5	0	-100%
Prof Malpractic	5	4	-20%	5	1	-80%	-3	25%	1	5	400%	8%	31%	150	857	12	16	33%
PIP Coverage	1	0	-100%	0	0	0%	0	100%	0	0	0%	0%	0%	0	0	1	0	-100%
Real Property	0	4		1	6	500%	2	150%	0	0	0%	0%	0%	0	0	4	4	0%
Tort Other	8	9	13%	3	12	300%	3	133%	9	7	-22%	32%	28%	568	350	28	25	-11%
Toxic Tort	0	0	0%	0	0	0%	0	100%	0	0	0%	0%	0%	0	0	0	0	0%
UM/UIM Bod Inj	3	1	-67%	1	2	100%	1	200%	0	0	0%	0%	0%	0	0	4	2	-50%
Total	189	203	7%	203	217	7%	14	107%	110	106	-4%	21%	21%	268	243	520	516	-1%

CIVIL BACKLOG SUMMARY BY CASETYPE

November 2024

CAPE MAY

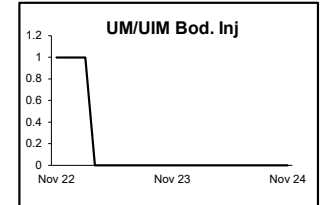
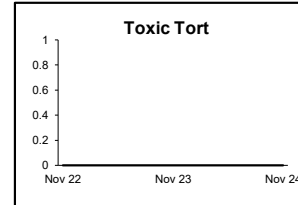
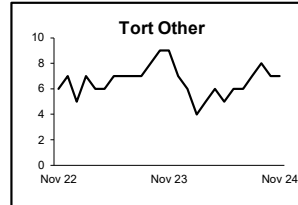
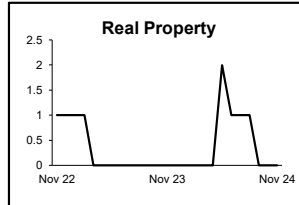
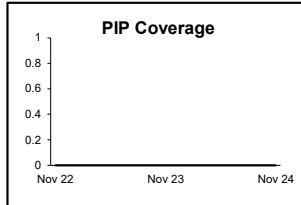
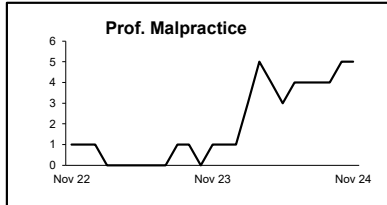
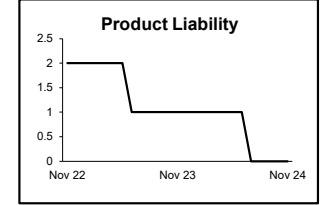
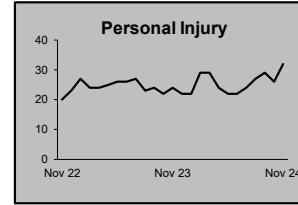
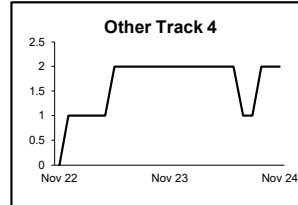
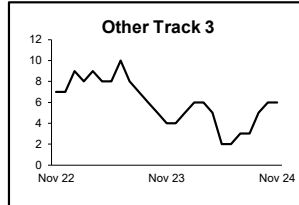
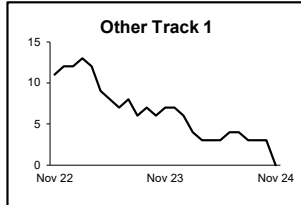
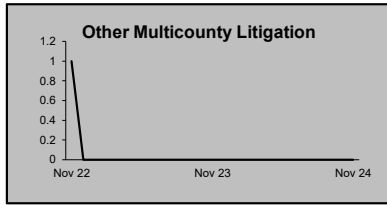
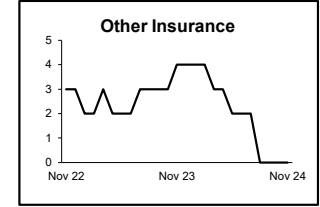

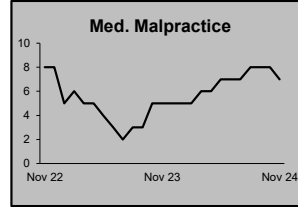
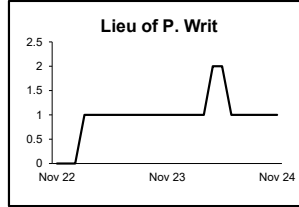
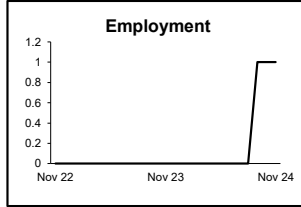
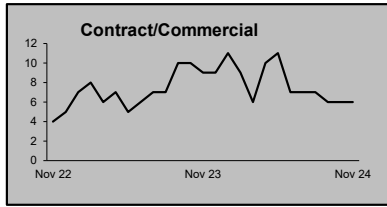
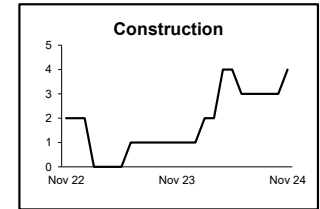
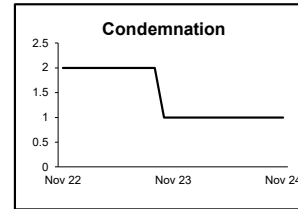

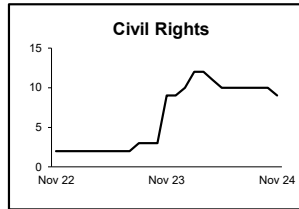
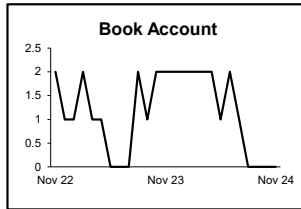
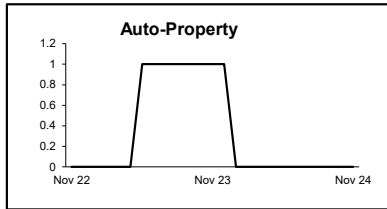
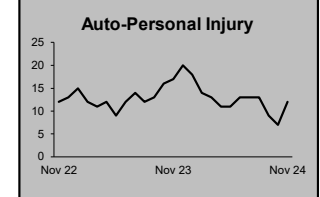
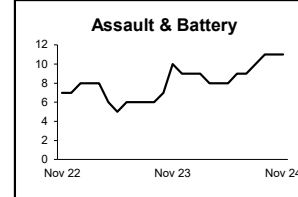
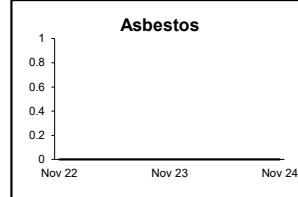

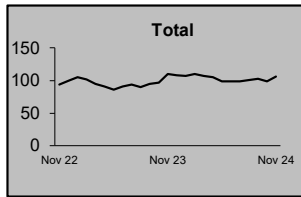
	Cases in Backlog															Total Backlog
	Track 1					Track 2				Track 3			Track 4			
	12 to 18 months	18 to 24 months	24 to 36 months	over 36 months	Total Track 1	18 to 24 months	24 to 36 months	over 36 months	Total Track 2	24 to 36 months	over 36 months	Total Track 3	24 to 36 months	over 36 months	Total Track 4	
Act on Neg Inst	0	0	0	0	0	0	0	0	0	0	0	0	0	0	0	0
Assault & Bat	0	0	0	0	0	0	0	0	0	0	0	0	0	0	0	0
Auto - Pers Inj	0	0	0	0	0	0	0	0	0	3	8	11	0	0	0	11
Auto - Property	0	0	0	0	0	7	5	0	12	0	0	0	0	0	0	12
Book Account	0	0	0	0	0	0	0	0	0	0	0	0	0	0	0	0
Civil Rights	0	0	0	0	0	0	0	0	0	0	0	0	0	0	0	0
Complex Comme	0	0	0	0	0	0	0	0	0	3	6	9	0	0	0	9
Condemnation	0	0	0	0	0	0	0	0	0	0	0	0	0	2	2	2
Construction	0	0	0	0	0	0	0	0	0	0	1	1	0	0	0	1
Contract/Comme	0	0	0	0	0	1	3	0	4	0	0	0	0	0	0	4
Employment	0	0	0	0	0	2	4	0	6	0	0	0	0	0	0	6
Lieu of P. Writ	0	0	0	0	0	1	0	0	1	0	0	0	0	0	0	1
Medical Malprac	0	0	0	0	0	0	0	0	0	0	0	0	0	1	1	1
Name Change	0	0	0	0	0	0	0	0	0	3	4	7	0	0	0	7
Other Insurance	0	0	0	0	0	0	0	0	0	0	0	0	0	0	0	0
Other MCL	0	0	0	0	0	0	0	0	0	0	0	0	0	0	0	0
Other Track 1	0	0	0	0	0	0	0	0	0	0	0	0	0	0	0	0
Other Track 3	0	0	0	0	0	0	0	0	0	0	0	0	0	0	0	0
Other Track 4	0	0	0	0	0	0	0	0	0	6	0	6	0	0	0	6
Personal Injury	0	0	0	0	0	0	0	0	0	0	0	0	1	1	2	2
Prod Liability	0	0	0	0	0	23	6	3	32	0	0	0	0	0	0	32
Prof Malpractic	0	0	0	0	0	0	0	0	0	0	0	0	0	0	0	0
PIP Coverage	0	0	0	0	0	0	0	0	0	5	0	5	0	0	0	5
Real Property	0	0	0	0	0	0	0	0	0	0	0	0	0	0	0	0
Tort Other	0	0	0	0	0	0	0	0	0	0	0	0	0	0	0	0
Toxic Tort	0	0	0	0	0	3	1	3	7	0	0	0	0	0	0	7
#REF!	0	0	0	0	0	0	0	0	0	0	0	0	0	0	0	0
UM/UIM Bod Inj	0	0	0	0	0	0	0	0	0	0	0	0	0	0	0	0
Total	0	0	0	0	0	37	19	6	62	20	19	39	1	4	5	106

**CIVIL RESOLUTION SUMMARY BY CASETYPE
JULY 2024 - NOVEMBER 2024
CAPE MAY**

	Trial			Summary					Total	Percent resolved by						Monthly Resolutions
	Jury	Nonjury	Total	Judgment	Settlement	Default Judgment	Dismiss	Other		Trial	Sum Jud	Settle	Default J	Dismiss	Other	
Act on Neg Inst	0	0	0	0	0	0	0	0	0	0%	0%	0%	0%	0%	0%	
Asbestos	0	0	0	0	0	0	0	0	0	0%	0%	0%	0%	0%	0%	
Assault & Bat	0	0	0	0	2	0	1	0	3	0%	0%	67%	0%	33%	0%	
Auto - Pers Inj	1	0	1	0	9	0	15	2	27	4%	0%	33%	0%	56%	7%	
Auto - Property	0	0	0	0	0	4	1	0	5	0%	0%	0%	80%	20%	0%	
Book Account	0	0	0	0	3	7	6	1	17	0%	0%	18%	41%	35%	6%	
Civil Rights	0	0	0	0	0	0	4	0	4	0%	0%	0%	0%	100%	0%	
Complex Commerc	0	0	0	0	1	0	0	0	1	0%	0%	100%	0%	0%	0%	
Condemnation	0	0	0	0	0	0	0	0	0	0%	0%	0%	0%	0%	0%	
Construction	1	0	1	0	1	1	2	0	5	20%	0%	20%	20%	40%	0%	
Contract/Commer	0	1	1	0	8	10	20	0	39	3%	0%	21%	26%	51%	0%	
Employment	0	0	0	0	0	0	1	0	1	0%	0%	0%	0%	100%	0%	
Lieu of P. Writ	0	0	0	1	0	0	0	0	1	0%	100%	0%	0%	0%	0%	
Medical Malprac	0	0	0	0	1	0	2	0	3	0%	0%	33%	0%	67%	0%	
Name Change	0	0	0	0	0	0	0	11	11	0%	0%	0%	0%	0%	100%	
Other Insurance	0	0	0	0	1	0	1	0	2	0%	0%	50%	0%	50%	0%	
Other MCL	0	0	0	0	0	0	0	0	0	0%	0%	0%	0%	0%	0%	
Other Track 1	0	0	0	0	7	0	8	5	20	0%	0%	35%	0%	40%	25%	
Other Track 3	0	0	0	0	1	0	6	0	7	0%	0%	14%	0%	86%	0%	
Other Track 4	0	0	0	0	2	0	0	0	2	0%	0%	100%	0%	0%	0%	
Personal Injury	0	0	0	0	11	2	28	6	47	0%	0%	23%	4%	60%	13%	
Prod Liability	0	0	0	0	1	0	0	0	1	0%	0%	100%	0%	0%	0%	
Prof Malpractic	0	0	0	0	0	0	1	0	1	0%	0%	0%	0%	100%	0%	
PIP Coverage	0	0	0	0	0	0	0	0	0	0%	0%	0%	0%	0%	0%	
Real Property	0	0	0	0	0	1	2	3	6	0%	0%	0%	17%	33%	50%	
Tort Other	0	0	0	0	4	1	5	2	12	0%	0%	33%	8%	42%	17%	
Toxic Tort	0	0	0	0	0	0	0	0	0	0%	0%	0%	0%	0%	0%	
UM/UIM Bod Inj	0	0	0	0	0	1	1	0	2	0%	0%	0%	50%	50%	0%	
Total	2	1	3	1	52	27	104	30	217	1%	0%	24%	12%	48%	14%	

**CIVIL BACKLOG BY CASETYPE
NOVEMBER 2024
CAPE MAY**

	Total Backlog	% chg
Nov 22	94	
Nov 23	110	17%
Nov 24	106	-4%



1) Casetypes with the state's largest backlogs are highlighted.

**CIVIL CASELOAD SUMMARY BY CASETYPE
NOVEMBER 2024
CUMBERLAND**

	Filings			Resolutions			Clearance		Backlog			Backlog Percent		Backlog Per 100 Monthly Filings		Active Pending		
	Jul 2023 to Nov 2023	Jul 2024 to Nov 2024	percent change	Jul 2023 to Nov 2023	Jul 2024 to Nov 2024	percent change	Nov 2024		Nov 2023	Nov 2024	percent change	Nov 2023	Nov 2024	Nov 2023	Nov 2024	Nov 2023	Nov 2024	percent change
							number	percent										
Act on Neg Inst	2	0	-100%	0	1		1	100%	0	0	0%	0%	0%	0	0	2	0	-100%
Asbestos	0	0	0%	0	0	0%	0	100%	0	0	0%	0%	0%	0	0	0	0	0%
Assault & Bat	2	2	0%	3	1	-67%	-1	50%	2	1	-50%	33%	25%	800	600	6	4	-33%
Auto - Pers Inj	91	79	-13%	98	84	-14%	5	106%	45	49	9%	19%	23%	251	303	243	217	-11%
Auto - Property	11	5	-55%	7	10	43%	5	200%	1	2	100%	7%	15%	57	141	14	13	-7%
Book Account	27	40	48%	26	49	88%	9	123%	5	3	-40%	13%	8%	82	38	39	40	3%
Civil Rights	5	3	-40%	7	2	-71%	-1	67%	4	5	25%	25%	26%	369	600	16	19	19%
Complex Comm	1	1	0%	0	0	0%	-1	0%	1	2	100%	50%	29%	1,200	480	2	7	250%
Condemnation	0	1		0	0	0%	-1	0%	0	0	0%	0%	0%	0	0	0	1	
Construction	2	0	-100%	1	5	400%	5	100%	0	1		0%	33%	0	300	6	3	-50%
Contract/Comm	41	43	5%	30	48	60%	5	112%	8	10	25%	12%	12%	126	105	66	85	29%
Employment	6	2	-67%	1	4	300%	2	200%	0	1		0%	11%	0	200	8	9	13%
Lieu of P. Writ	3	0	-100%	2	3	50%	3	100%	0	0	0%	0%	0%	0	0	4	3	-25%
Medical Malprac	1	6	500%	5	7	40%	1	117%	10	9	-10%	37%	35%	1,333	1,080	27	26	-4%
Name Change	19	16	-16%	23	18	-22%	2	113%	0	0	0%	0%	0%	0	0	11	10	-9%
Other Insurance	2	1	-50%	2	2	0%	1	200%	1	3	200%	17%	60%	120	720	6	5	-17%
Other MCL	0	0	0%	0	0	0%	0	100%	0	0	0%	0%	0%	0	0	0	0	0%
Other Track 1	25	31	24%	25	27	8%	-4	87%	8	5	-38%	21%	15%	148	91	38	33	-13%
Other Track 3	9	14	56%	6	28	367%	14	200%	12	8	-33%	22%	17%	465	234	54	46	-15%
Other Track 4	0	3		1	1	0%	-2	33%	5	4	-20%	100%	57%	6,000	1,600	5	7	40%
Personal Injury	58	49	-16%	43	52	21%	3	106%	36	23	-36%	23%	17%	346	238	159	132	-17%
Prod Liability	3	0	-100%	0	1		1	100%	3	1	-67%	50%	20%	900	1,200	6	5	-17%
Prof Malpractic	1	1	0%	3	1	-67%	0	100%	2	1	-50%	50%	11%	800	200	4	9	125%
PIP Coverage	0	0	0%	3	0	-100%	0	100%	0	1		0%	100%	0		0	1	
Real Property	1	3	200%	4	1	-75%	-2	33%	2	1	-50%	100%	20%	1,200	240	2	5	150%
Tort Other	21	9	-57%	8	9	13%	0	100%	4	6	50%	11%	19%	141	343	36	31	-14%
Toxic Tort	0	0	0%	1	0	-100%	0	100%	0	0	0%	0%	0%	0	0	0	1	
UM/UIM Bod Inj	6	11	83%	4	10	150%	-1	91%	3	7	133%	14%	29%	189	365	21	24	14%
Total	337	320	-5%	303	364	20%	44	114%	152	143	-6%	20%	19%	232	215	775	736	-5%

CIVIL BACKLOG SUMMARY BY CASETYPE

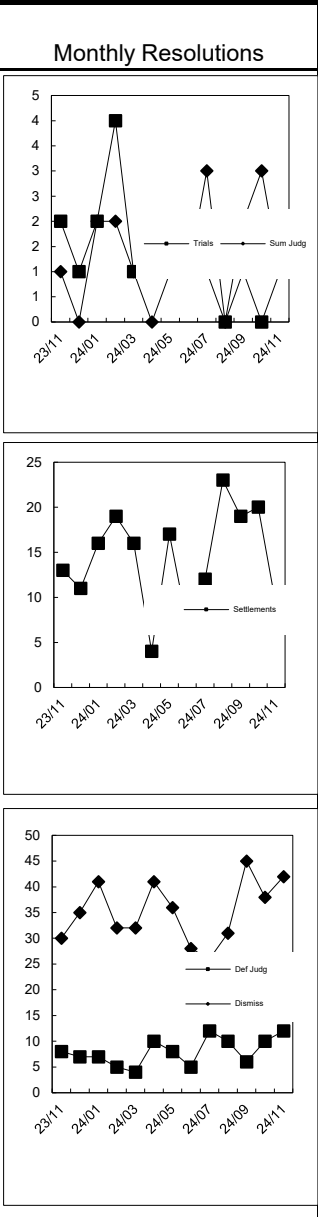
November 2024

CUMBERLAND

	Cases in Backlog															Total Backlog
	Track 1					Track 2				Track 3			Track 4			
	12 to 18 months	18 to 24 months	24 to 36 months	over 36 months	Total Track 1	18 to 24 months	24 to 36 months	over 36 months	Total Track 2	24 to 36 months	over 36 months	Total Track 3	24 to 36 months	over 36 months	Total Track 4	
Act on Neg Inst	0	0	0	0	0	0	0	0	0	0	0	0	0	0	0	0
Assault & Bat	0	0	0	0	0	0	0	0	0	0	0	0	0	0	0	0
Auto - Pers Inj	0	0	0	0	0	0	0	0	0	0	1	1	0	0	0	0
Auto - Property	0	0	0	0	0	22	22	5	49	0	0	0	0	0	0	0
Book Account	0	0	0	0	0	1	0	1	2	0	0	0	0	0	0	0
Civil Rights	1	2	0	0	3	0	0	0	0	0	0	0	0	0	0	0
Complex Comme	0	0	0	0	0	0	0	0	0	4	1	5	0	0	0	0
Condemnation	0	0	0	0	0	0	0	0	0	0	0	0	1	1	2	2
Construction	0	0	0	0	0	0	0	0	0	0	0	0	0	0	0	0
Contract/Comme	0	0	0	0	0	1	0	0	1	0	0	0	0	0	0	0
Employment	0	0	0	0	0	5	5	0	10	0	0	0	0	0	0	0
Lieu of P. Writ	0	0	0	0	0	0	1	0	1	0	0	0	0	0	0	0
Medical Malprac	0	0	0	0	0	0	0	0	0	0	0	0	0	0	0	0
Name Change	0	0	0	0	0	0	0	0	0	6	3	9	0	0	0	0
Other Insurance	0	0	0	0	0	0	0	0	0	0	0	0	0	0	0	0
Other MCL	1	1	1	0	3	0	0	0	0	0	0	0	0	0	0	0
Other Track 1	0	0	0	0	0	0	0	0	0	0	0	0	0	0	0	0
Other Track 3	2	0	1	1	4	0	0	0	0	0	1	1	0	0	0	0
Other Track 4	0	0	0	0	0	0	0	0	0	7	1	8	0	0	0	0
Personal Injury	0	0	0	0	0	0	0	0	0	0	0	0	0	4	4	4
Prod Liability	0	0	0	0	0	9	9	5	23	0	0	0	0	0	0	0
Prof Malpractic	0	0	0	0	0	0	0	0	0	0	1	1	0	0	0	0
PIP Coverage	0	0	0	0	0	0	0	0	0	0	1	1	0	0	0	0
Real Property	0	1	0	0	1	0	0	0	0	0	0	0	0	0	0	0
Tort Other	0	0	0	0	0	0	0	0	0	0	1	1	0	0	0	0
Toxic Tort	0	0	0	0	0	2	3	0	5	0	1	1	0	0	0	0
#REF!	0	0	0	0	0	0	0	0	0	0	0	0	0	0	0	0
UM/UIM Bod Inj	0	0	0	0	0	5	2	0	7	0	0	0	0	0	0	0
Total	4	4	2	1	11	45	42	11	98	17	11	28	1	5	6	143

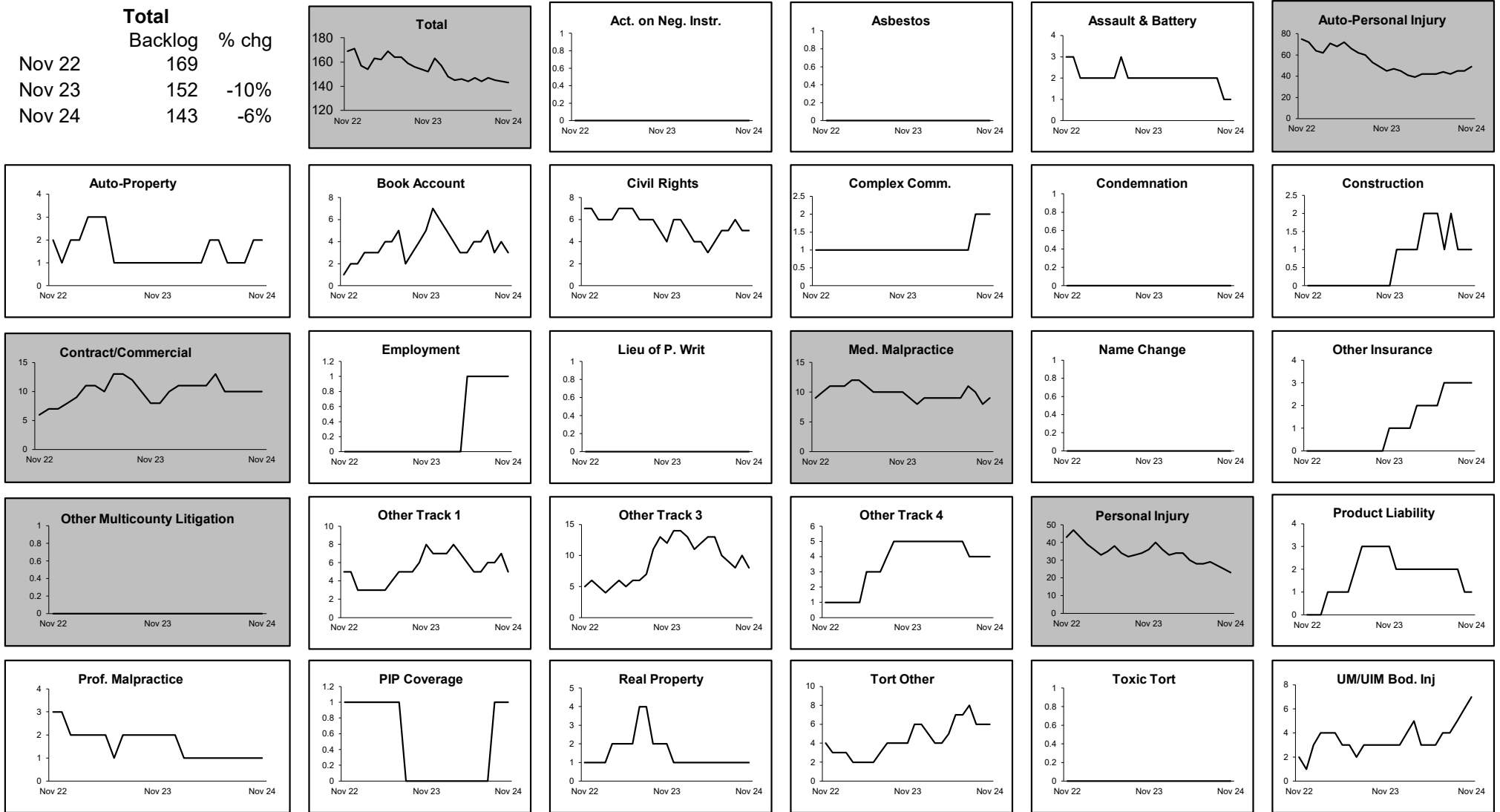
**CIVIL RESOLUTION SUMMARY BY CASETYPE
JULY 2024 - NOVEMBER 2024
CUMBERLAND**

	Trial			Summary					Total	Percent resolved by						Monthly Resolutions
	Jury	Nonjury	Total	Judgment	Settlement	Default Judgment	Dismiss	Other		Trial	Sum Jud	Settle	Default J	Dismiss	Other	
Act on Neg Inst	0	0	0	0	0	1	0	0	1	0%	0%	0%	100%	0%	0%	
Asbestos	0	0	0	0	0	0	0	0	0	0%	0%	0%	0%	0%	0%	
Assault & Bat	0	0	0	0	0	0	1	0	1	0%	0%	0%	0%	100%	0%	
Auto - Pers Inj	0	0	0	1	21	2	60	0	84	0%	1%	25%	2%	71%	0%	
Auto - Property	0	0	0	0	2	7	1	0	10	0%	0%	20%	70%	10%	0%	
Book Account	0	1	1	0	16	15	15	2	49	2%	0%	33%	31%	31%	4%	
Civil Rights	0	0	0	1	0	0	1	0	2	0%	50%	0%	0%	50%	0%	
Complex Commerc	0	0	0	0	0	0	0	0	0	0%	0%	0%	0%	0%	0%	
Condemnation	0	0	0	0	0	0	0	0	0	0%	0%	0%	0%	0%	0%	
Construction	0	1	1	0	1	1	2	0	5	20%	0%	20%	20%	40%	0%	
Contract/Commer	0	0	0	1	6	15	22	4	48	0%	2%	13%	31%	46%	8%	
Employment	0	0	0	0	0	0	4	0	4	0%	0%	0%	0%	100%	0%	
Lieu of P. Writ	0	0	0	0	0	0	3	0	3	0%	0%	0%	0%	100%	0%	
Medical Malprac	0	0	0	1	4	0	2	0	7	0%	14%	57%	0%	29%	0%	
Name Change	0	0	0	0	0	0	6	12	18	0%	0%	0%	0%	33%	67%	
Other Insurance	0	0	0	0	0	2	0	0	2	0%	0%	0%	100%	0%	0%	
Other MCL	0	0	0	0	0	0	0	0	0	0%	0%	0%	0%	0%	0%	
Other Track 1	0	0	0	0	3	2	15	7	27	0%	0%	11%	7%	56%	26%	
Other Track 3	0	0	0	4	6	0	12	6	28	0%	14%	21%	0%	43%	21%	
Other Track 4	0	0	0	0	0	0	1	0	1	0%	0%	0%	0%	100%	0%	
Personal Injury	0	0	0	0	15	3	30	4	52	0%	0%	29%	6%	58%	8%	
Prod Liability	0	0	0	0	1	0	0	0	1	0%	0%	100%	0%	0%	0%	
Prof Malpractic	0	0	0	0	0	0	1	0	1	0%	0%	0%	0%	100%	0%	
PIP Coverage	0	0	0	0	0	0	0	0	0	0%	0%	0%	0%	0%	0%	
Real Property	0	0	0	0	1	0	0	0	1	0%	0%	100%	0%	0%	0%	
Tort Other	1	0	1	1	3	2	2	0	9	11%	11%	33%	22%	22%	0%	
Toxic Tort	0	0	0	0	0	0	0	0	0	0%	0%	0%	0%	0%	0%	
UM/UIM Bod Inj	0	0	0	0	4	0	4	2	10	0%	0%	40%	0%	40%	20%	
Total	1	2	3	9	83	50	182	37	364	1%	2%	23%	14%	50%	10%	



**CIVIL BACKLOG BY CASETYPE
NOVEMBER 2024
CUMBERLAND**

	Total	Backlog	% chg
Nov 22		169	
Nov 23		152	-10%
Nov 24		143	-6%



1) Casetypes with the state's largest backlogs are highlighted.

CIVIL CASELOAD SUMMARY BY CASETYPE
NOVEMBER 2024
ESSEX

	Filings			Resolutions			Clearance		Backlog			Backlog Percent		Backlog Per 100 Monthly Filings		Active Pending		
	Jul 2023 to Nov 2023	Jul 2024 to Nov 2024	percent change	Jul 2023 to Nov 2023	Jul 2024 to Nov 2024	percent change	Nov 2024		Nov 2023	Nov 2024	percent change	Nov 2023	Nov 2024	Nov 2023	Nov 2024	Nov 2023	Nov 2024	percent change
							number	percent										
Act on Neg Inst	7	9	29%	5	9	80%	0	100%	5	5	0%	29%	33%	300	273	17	15	-12%
Asbestos	0	0	0%	0	0	0%	0	100%	0	0	0%	0%	0%	0	0	0	0	0%
Assault & Bat	9	8	-11%	6	9	50%	1	113%	143	475	232%	83%	94%	10,094	35,625	173	505	192%
Auto - Pers Inj	1,631	1,737	6%	1,749	1,845	5%	108	106%	2,144	1,443	-33%	37%	27%	667	438	5,819	5,291	-9%
Auto - Property	84	88	5%	52	80	54%	-8	91%	20	15	-25%	14%	10%	148	88	139	146	5%
Book Account	396	468	18%	267	369	38%	-99	79%	81	61	-25%	15%	9%	113	72	546	646	18%
Civil Rights	24	18	-25%	22	29	32%	11	161%	99	54	-45%	58%	51%	1,948	1,062	172	105	-39%
Complex Comm	26	17	-35%	19	18	-5%	1	106%	59	40	-32%	39%	62%	1,106	762	150	65	-57%
Condemnation	0	0	0%	0	0	0%	0	100%	1	3	200%	33%	60%	1,200	1,800	3	5	67%
Construction	18	24	33%	26	38	46%	14	158%	90	54	-40%	67%	55%	2,298	1,440	134	98	-27%
Contract/Comm	305	336	10%	310	377	22%	41	112%	213	211	-1%	27%	26%	331	305	780	822	5%
Employment	21	19	-10%	16	11	-31%	-8	58%	20	16	-20%	38%	24%	615	331	53	66	25%
Lieu of P. Writ	18	5	-72%	11	18	64%	13	360%	20	18	-10%	36%	35%	750	1,137	55	51	-7%
Medical Malprac	48	48	0%	67	74	10%	26	154%	220	173	-21%	56%	52%	2,200	1,805	396	330	-17%
Name Change	119	140	18%	114	126	11%	-14	90%	1	4	300%	1%	5%	4	16	73	85	16%
Other Insurance	22	33	50%	21	39	86%	6	118%	33	11	-67%	46%	22%	808	232	72	49	-32%
Other MCL	1	0	-100%	0	0	0%	0	100%	0	0	0%	0%	0%	0	0	0	1	
Other Track 1	169	176	4%	157	177	13%	1	101%	154	91	-41%	39%	28%	438	258	400	330	-18%
Other Track 3	91	113	24%	90	101	12%	-12	89%	152	135	-11%	36%	31%	818	602	420	437	4%
Other Track 4	14	13	-7%	11	14	27%	1	108%	40	27	-33%	45%	46%	1,412	810	88	59	-33%
Personal Injury	600	643	7%	602	754	25%	111	117%	1,202	921	-23%	42%	36%	890	699	2,872	2,539	-12%
Prod Liability	11	8	-27%	19	10	-47%	2	125%	19	18	-5%	45%	44%	950	900	42	41	-2%
Prof Malpractic	18	21	17%	35	14	-60%	-7	67%	51	49	-4%	47%	43%	1,275	1,336	108	114	6%
PIP Coverage	11	12	9%	11	6	-45%	-6	50%	8	2	-75%	40%	12%	369	114	20	17	-15%
Real Property	22	20	-9%	14	22	57%	2	110%	18	14	-22%	38%	33%	540	357	47	42	-11%
Tort Other	81	73	-10%	79	92	16%	19	126%	196	114	-42%	52%	43%	1,136	694	374	267	-29%
Toxic Tort	1	0	-100%	3	1	-67%	1	100%	5	3	-40%	56%	60%	2,000	1,800	9	5	-44%
UM/UIM Bod Inj	82	72	-12%	64	88	38%	16	122%	66	54	-18%	28%	24%	440	345	239	223	-7%
Total	3,829	4,101	7%	3,770	4,321	15%	220	105%	5,060	4,011	-21%	38%	32%	660	501	13,201	12,354	-6%

CIVIL BACKLOG SUMMARY BY CASETYPE

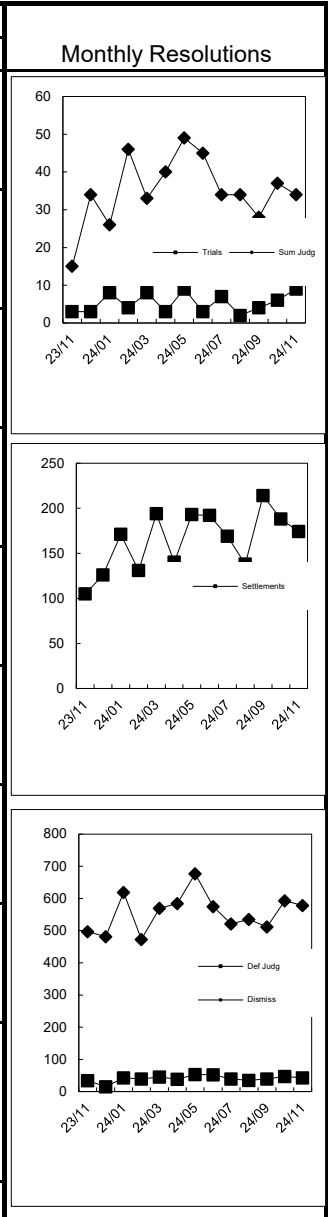
November 2024

ESSEX

	Cases in Backlog															Total Backlog
	Track 1					Track 2				Track 3			Track 4			
	12 to 18 months	18 to 24 months	24 to 36 months	over 36 months	Total Track 1	18 to 24 months	24 to 36 months	over 36 months	Total Track 2	24 to 36 months	over 36 months	Total Track 3	24 to 36 months	over 36 months	Total Track 4	
Act on Neg Inst	3	0	1	1	5	0	0	0	0	0	0	0	0	0	0	5
Assault & Bat	0	0	0	0	0	0	0	0	0	0	0	0	0	0	0	0
Auto - Pers Inj	0	0	0	0	0	0	0	0	0	27	448	475	0	0	0	475
Auto - Property	0	0	0	0	0	582	511	350	1,443	0	0	0	0	0	0	1,443
Book Account	0	0	0	0	0	7	6	2	15	0	0	0	0	0	0	15
Civil Rights	29	15	10	7	61	0	0	0	0	0	0	0	0	0	0	61
Complex Comme	0	0	0	0	0	0	1	0	1	16	37	53	0	0	0	54
Condemnation	0	0	0	0	0	0	0	0	0	0	0	0	11	29	40	40
Construction	0	0	0	0	0	0	0	0	0	2	1	3	0	0	0	3
Contract/Comme	0	0	0	0	0	8	7	39	54	0	0	0	0	0	0	54
Employment	0	0	0	0	0	49	91	71	211	0	0	0	0	0	0	211
Lieu of P. Writ	0	0	0	0	0	5	5	6	16	0	0	0	0	0	0	16
Medical Malprac	0	0	0	0	0	0	0	0	0	0	0	0	4	14	18	18
Name Change	0	0	0	0	0	0	0	0	0	69	104	173	0	0	0	173
Other Insurance	3	1	0	0	4	0	0	0	0	0	0	0	0	0	0	4
Other MCL	4	2	3	2	11	0	0	0	0	0	0	0	0	0	0	11
Other Track 1	0	0	0	0	0	0	0	0	0	0	0	0	0	0	0	0
Other Track 3	39	19	10	13	81	2	3	1	6	0	4	4	0	0	0	91
Other Track 4	0	0	0	0	0	0	0	0	0	61	74	135	0	0	0	135
Personal Injury	0	0	0	0	0	0	0	0	0	0	0	0	6	21	27	27
Prod Liability	0	0	0	0	0	355	337	228	920	0	1	1	0	0	0	921
Prof Malpractic	0	0	0	0	0	0	0	0	0	6	12	18	0	0	0	18
PIP Coverage	0	0	0	0	0	0	0	0	0	17	32	49	0	0	0	49
Real Property	0	1	1	0	2	0	0	0	0	0	0	0	0	0	0	2
Tort Other	5	4	2	3	14	0	0	0	0	0	0	0	0	0	0	14
Toxic Tort	0	0	0	0	0	34	31	49	114	0	0	0	0	0	0	114
#REF!	0	0	0	0	0	0	0	0	0	1	2	3	0	0	0	3
UM/UIM Bod Inj	0	0	0	0	0	17	23	14	54	0	0	0	0	0	0	54
Total	83	42	27	26	178	1,059	1,015	760	2,834	199	715	914	21	64	85	4,011

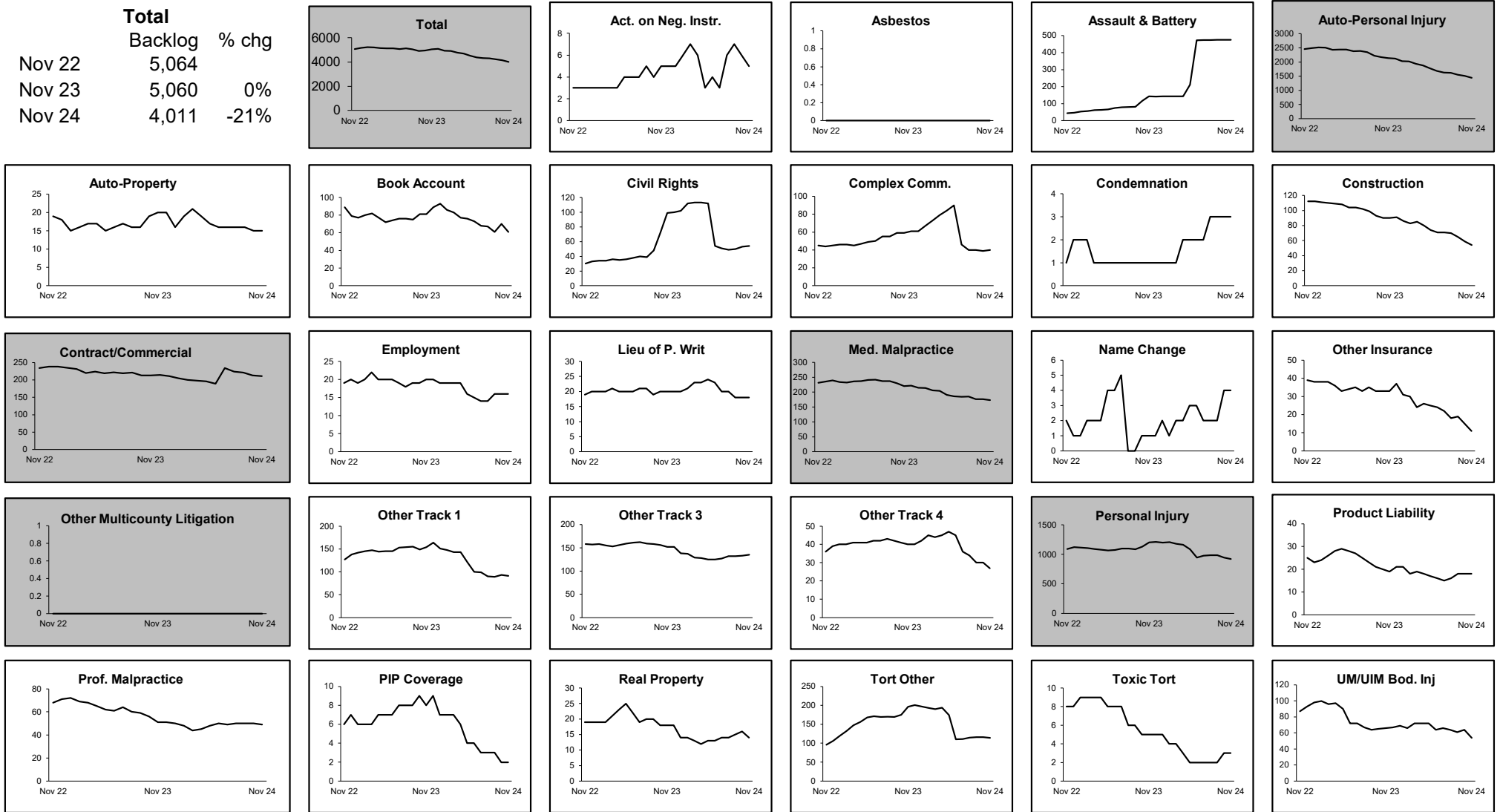
**CIVIL RESOLUTION SUMMARY BY CASETYPE
JULY 2024 - NOVEMBER 2024
ESSEX**

	Trial			Summary					Total	Percent resolved by					
	Jury	Nonjury	Total	Judgment	Settlement	Default Judgment	Dismiss	Other		Trial	Sum Jud	Settle	Default J	Dismiss	Other
Act on Neg Inst	0	0	0	3	0	3	3	0	9	0%	33%	0%	33%	33%	0%
Asbestos	0	0	0	0	0	0	0	0	0	0%	0%	0%	0%	0%	0%
Assault & Bat	0	0	0	0	2	0	6	1	9	0%	0%	22%	0%	67%	11%
Auto - Pers Inj	8	1	9	31	432	10	1,285	78	1,845	0%	2%	23%	1%	70%	4%
Auto - Property	0	0	0	4	11	26	38	1	80	0%	5%	14%	33%	48%	1%
Book Account	0	2	2	23	47	95	201	1	369	1%	6%	13%	26%	54%	0%
Civil Rights	0	0	0	1	4	0	22	2	29	0%	3%	14%	0%	76%	7%
Complex Commerc	0	0	0	1	2	0	13	2	18	0%	6%	11%	0%	72%	11%
Condemnation	0	0	0	0	0	0	0	0	0	0%	0%	0%	0%	0%	0%
Construction	2	0	2	3	18	1	14	0	38	5%	8%	47%	3%	37%	0%
Contract/Commer	0	0	0	47	53	51	209	17	377	0%	12%	14%	14%	55%	5%
Employment	0	0	0	0	1	0	9	1	11	0%	0%	9%	0%	82%	9%
Lieu of P. Writ	0	0	0	2	0	0	16	0	18	0%	11%	0%	0%	89%	0%
Medical Malprac	2	0	2	1	29	0	37	5	74	3%	1%	39%	0%	50%	7%
Name Change	0	0	0	0	0	0	13	113	126	0%	0%	0%	0%	10%	90%
Other Insurance	1	0	1	2	8	0	26	2	39	3%	5%	21%	0%	67%	5%
Other MCL	0	0	0	0	0	0	0	0	0	0%	0%	0%	0%	0%	0%
Other Track 1	1	0	1	18	31	6	113	8	177	1%	10%	18%	3%	64%	5%
Other Track 3	2	0	2	3	23	1	57	15	101	2%	3%	23%	1%	56%	15%
Other Track 4	1	0	1	3	2	1	7	0	14	7%	21%	14%	7%	50%	0%
Personal Injury	7	0	7	19	179	6	505	38	754	1%	3%	24%	1%	67%	5%
Prod Liability	0	0	0	0	0	0	5	5	10	0%	0%	0%	0%	50%	50%
Prof Malpractic	0	0	0	0	2	0	11	1	14	0%	0%	14%	0%	79%	7%
PIP Coverage	0	0	0	0	1	0	5	0	6	0%	0%	17%	0%	83%	0%
Real Property	0	0	0	3	4	1	14	0	22	0%	14%	18%	5%	64%	0%
Tort Other	1	0	1	2	20	2	61	6	92	1%	2%	22%	2%	66%	7%
Toxic Tort	0	0	0	0	0	0	1	0	1	0%	0%	0%	0%	100%	0%
UM/UIM Bod Inj	0	0	0	1	14	0	68	5	88	0%	1%	16%	0%	77%	6%
Total	25	3	28	167	883	203	2,739	301	4,321	1%	4%	20%	5%	63%	7%



**CIVIL BACKLOG BY CASETYPE
NOVEMBER 2024
ESSEX**

	Total	Backlog	% chg
Nov 22		5,064	
Nov 23		5,060	0%
Nov 24		4,011	-21%



1) Casetypes with the state's largest backlogs are highlighted.

**CIVIL CASELOAD SUMMARY BY CASETYPE
NOVEMBER 2024
GLOUCESTER**

	Filings			Resolutions			Clearance		Backlog			Backlog Percent		Backlog Per 100 Monthly Filings		Active Pending		
	Jul 2023 to Nov 2023	Jul 2024 to Nov 2024	percent change	Jul 2023 to Nov 2023	Jul 2024 to Nov 2024	percent change	Nov 2024		Nov 2023	Nov 2024	percent change	Nov 2023	Nov 2024	Nov 2023	Nov 2024	Nov 2023	Nov 2024	percent change
							number	percent										
Act on Neg Inst	2	3	50%	1	1	0%	-2	33%	1	0	-100%	25%	0%	300	0	4	4	0%
Asbestos	0	0	0%	0	0	0%	0	100%	0	0	0%	0%	0%	0	0	0	0	0%
Assault & Bat	1	0	-100%	1	0	-100%	0	100%	1	2	100%	25%	29%	300	600	4	7	75%
Auto - Pers Inj	156	170	9%	174	159	-9%	-11	94%	89	66	-26%	21%	16%	303	214	422	401	-5%
Auto - Property	17	9	-47%	9	17	89%	8	189%	0	0	0%	0%	0%	0	0	26	22	-15%
Book Account	77	112	45%	66	84	27%	-28	75%	1	8	700%	1%	6%	7	40	85	144	69%
Civil Rights	6	7	17%	4	12	200%	5	171%	3	3	0%	23%	20%	277	164	13	15	15%
Complex Comm	1	1	0%	0	1		0	100%	3	4	33%	43%	50%	1,200	800	7	8	14%
Condemnation	4	3	-25%	2	2	0%	-1	67%	0	0	0%	0%	0%	0	0	2	4	100%
Construction	2	1	-50%	4	7	75%	6	700%	2	0	-100%	22%	0%	343	0	9	2	-78%
Contract/Comm	92	99	8%	84	83	-1%	-16	84%	14	17	21%	8%	8%	82	80	165	205	24%
Employment	4	7	75%	2	6	200%	-1	86%	3	1	-67%	33%	11%	450	100	9	9	0%
Lieu of P. Writ	4	6	50%	6	9	50%	3	150%	0	1		0%	6%	0	63	15	17	13%
Medical Malprac	15	9	-40%	11	7	-36%	-2	78%	28	23	-18%	46%	39%	1,120	1,150	61	59	-3%
Name Change	37	52	41%	35	74	111%	22	142%	0	0	0%	0%	0%	0	0	14	14	0%
Other Insurance	3	1	-67%	2	5	150%	4	500%	3	1	-67%	43%	25%	514	200	7	4	-43%
Other MCL	0	0	0%	0	0	0%	0	100%	0	0	0%	0%	0%	0	0	0	0	0%
Other Track 1	42	67	60%	56	58	4%	-9	87%	11	20	82%	15%	23%	117	170	72	87	21%
Other Track 3	37	37	0%	31	20	-35%	-17	54%	10	12	20%	11%	11%	132	167	90	109	21%
Other Track 4	0	2		2	3	50%	1	150%	13	8	-38%	76%	73%	7,800	1,600	17	11	-35%
Personal Injury	97	87	-10%	91	85	-7%	-2	98%	52	54	4%	19%	19%	256	285	279	277	-1%
Prod Liability	5	1	-80%	2	3	50%	2	300%	1	1	0%	9%	13%	171	300	11	8	-27%
Prof Malpractic	5	0	-100%	10	5	-50%	5	100%	8	6	-25%	35%	43%	800	3,600	23	14	-39%
PIP Coverage	1	4	300%	0	1		-3	25%	1	1	0%	50%	20%	1,200	240	2	5	150%
Real Property	4	8	100%	3	6	100%	-2	75%	4	1	-75%	44%	10%	480	80	9	10	11%
Tort Other	12	13	8%	23	15	-35%	2	115%	13	9	-31%	39%	27%	459	309	33	33	0%
Toxic Tort	0	0	0%	0	0	0%	0	100%	0	0	0%	0%	0%	0	0	0	0	0%
UM/UIM Bod Inj	11	11	0%	19	13	-32%	2	118%	6	14	133%	14%	36%	180	622	42	39	-7%
Total	635	710	12%	638	676	6%	-34	95%	267	252	-6%	19%	17%	212	180	1,421	1,508	6%

CIVIL BACKLOG SUMMARY BY CASETYPE

November 2024

GLOUCESTER

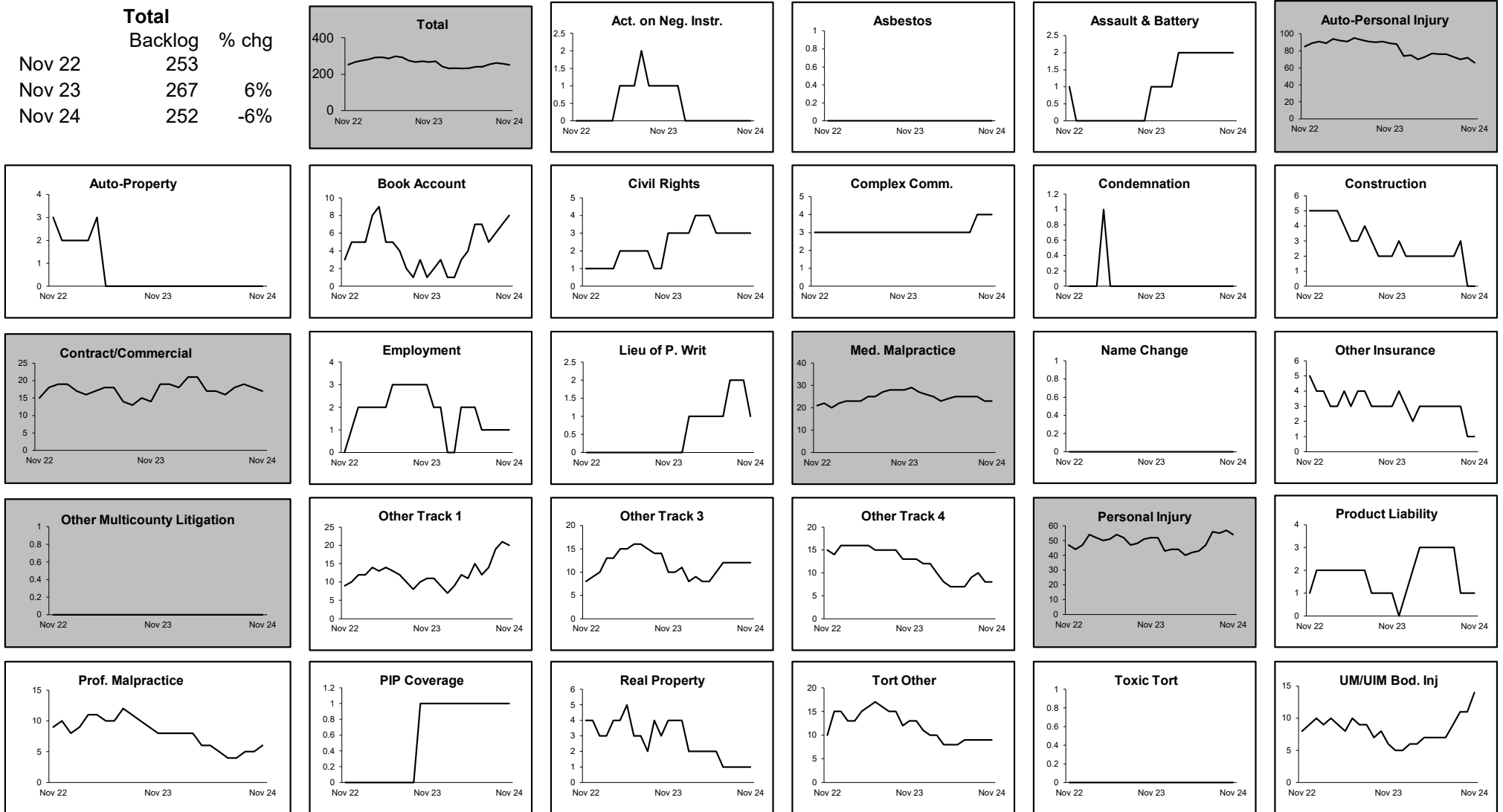
	Cases in Backlog															Total Backlog
	Track 1					Track 2				Track 3			Track 4			
	12 to 18 months	18 to 24 months	24 to 36 months	over 36 months	Total Track 1	18 to 24 months	24 to 36 months	over 36 months	Total Track 2	24 to 36 months	over 36 months	Total Track 3	24 to 36 months	over 36 months	Total Track 4	
Act on Neg Inst	0	0	0	0	0	0	0	0	0	0	0	0	0	0	0	0
Assault & Bat	0	0	0	0	0	0	0	0	0	0	0	0	0	0	0	0
Auto - Pers Inj	0	0	0	0	0	0	0	0	0	1	1	2	0	0	0	2
Auto - Property	0	0	0	0	0	31	28	7	66	0	0	0	0	0	0	66
Book Account	0	0	0	0	0	0	0	0	0	0	0	0	0	0	0	0
Civil Rights	6	2	0	0	8	0	0	0	0	0	0	0	0	0	0	8
Complex Comme	0	0	0	0	0	0	0	0	0	1	2	3	0	0	0	3
Condemnation	0	0	0	0	0	0	0	0	0	0	0	0	1	3	4	4
Construction	0	0	0	0	0	0	0	0	0	0	0	0	0	0	0	0
Contract/Comme	0	0	0	0	0	0	0	0	0	0	0	0	0	0	0	0
Employment	0	0	0	0	0	5	10	2	17	0	0	0	0	0	0	17
Lieu of P. Writ	0	0	0	0	0	0	1	0	1	0	0	0	0	0	0	1
Medical Malprac	0	0	0	0	0	0	0	0	0	0	0	0	1	0	1	1
Name Change	0	0	0	0	0	0	0	0	0	7	16	23	0	0	0	23
Other Insurance	0	0	0	0	0	0	0	0	0	0	0	0	0	0	0	0
Other MCL	0	0	1	0	1	0	0	0	0	0	0	0	0	0	0	1
Other Track 1	0	0	0	0	0	0	0	0	0	0	0	0	0	0	0	0
Other Track 3	12	4	1	1	18	0	0	0	0	1	1	2	0	0	0	20
Other Track 4	0	0	0	0	0	0	0	0	0	7	5	12	0	0	0	12
Personal Injury	0	0	0	0	0	0	0	0	0	0	0	0	1	7	8	8
Prod Liability	0	0	0	0	0	30	19	4	53	1	0	1	0	0	0	54
Prof Malpractic	0	0	0	0	0	0	0	0	0	1	0	1	0	0	0	1
PIP Coverage	0	0	0	0	0	0	0	0	0	3	3	6	0	0	0	6
Real Property	0	0	1	0	1	0	0	0	0	0	0	0	0	0	0	1
Tort Other	0	0	0	1	1	0	0	0	0	0	0	0	0	0	0	1
Toxic Tort	0	0	0	0	0	4	2	3	9	0	0	0	0	0	0	9
#REF!	0	0	0	0	0	0	0	0	0	0	0	0	0	0	0	0
UM/UIM Bod Inj	0	0	0	0	0	11	3	0	14	0	0	0	0	0	0	14
Total	18	6	3	2	29	81	63	16	160	22	28	50	3	10	13	252

**CIVIL RESOLUTION SUMMARY BY CASETYPE
JULY 2024 - NOVEMBER 2024
GLOUCESTER**

	Trial			Summary					Total	Percent resolved by						Monthly Resolutions
	Jury	Nonjury	Total	Judgment	Settlement	Default Judgment	Dismiss	Other		Trial	Sum Jud	Settle	Default J	Dismiss	Other	
Act on Neg Inst	0	0	0	0	0	1	0	0	1	0%	0%	0%	100%	0%	0%	
Asbestos	0	0	0	0	0	0	0	0	0	0%	0%	0%	0%	0%	0%	
Assault & Bat	0	0	0	0	0	0	0	0	0	0%	0%	0%	0%	0%	0%	
Auto - Pers Inj	4	0	4	1	72	0	74	8	159	3%	1%	45%	0%	47%	5%	
Auto - Property	0	0	0	0	3	8	6	0	17	0%	0%	18%	47%	35%	0%	
Book Account	0	1	1	3	26	24	29	1	84	1%	4%	31%	29%	35%	1%	
Civil Rights	0	0	0	0	0	0	9	3	12	0%	0%	0%	0%	75%	25%	
Complex Commerc	0	0	0	0	0	0	0	1	1	0%	0%	0%	0%	0%	100%	
Condemnation	0	0	0	0	0	0	0	2	2	0%	0%	0%	0%	0%	100%	
Construction	0	0	0	0	4	0	3	0	7	0%	0%	57%	0%	43%	0%	
Contract/Commer	1	0	1	3	15	16	46	2	83	1%	4%	18%	19%	55%	2%	
Employment	0	0	0	1	0	0	1	4	6	0%	17%	0%	0%	17%	67%	
Lieu of P. Writ	0	0	0	0	1	0	6	2	9	0%	0%	11%	0%	67%	22%	
Medical Malprac	0	0	0	0	4	0	3	0	7	0%	0%	57%	0%	43%	0%	
Name Change	0	0	0	0	0	0	3	71	74	0%	0%	0%	0%	4%	96%	
Other Insurance	0	0	0	0	1	1	3	0	5	0%	0%	20%	20%	60%	0%	
Other MCL	0	0	0	0	0	0	0	0	0	0%	0%	0%	0%	0%	0%	
Other Track 1	0	0	0	0	11	3	28	16	58	0%	0%	19%	5%	48%	28%	
Other Track 3	0	0	0	0	6	0	10	4	20	0%	0%	30%	0%	50%	20%	
Other Track 4	0	0	0	0	1	0	1	1	3	0%	0%	33%	0%	33%	33%	
Personal Injury	0	0	0	3	28	5	38	11	85	0%	4%	33%	6%	45%	13%	
Prod Liability	0	0	0	0	2	0	1	0	3	0%	0%	67%	0%	33%	0%	
Prof Malpractic	0	0	0	0	2	0	3	0	5	0%	0%	40%	0%	60%	0%	
PIP Coverage	0	0	0	0	0	0	1	0	1	0%	0%	0%	0%	100%	0%	
Real Property	0	0	0	0	2	0	3	1	6	0%	0%	33%	0%	50%	17%	
Tort Other	0	0	0	0	3	5	6	1	15	0%	0%	20%	33%	40%	7%	
Toxic Tort	0	0	0	0	0	0	0	0	0	0%	0%	0%	0%	0%	0%	
UM/UIM Bod Inj	0	0	0	0	5	0	7	1	13	0%	0%	38%	0%	54%	8%	
Total	5	1	6	11	186	63	281	129	676	1%	2%	28%	9%	42%	19%	

**CIVIL BACKLOG BY CASETYPE
NOVEMBER 2024
GLOUCESTER**

	Total	Backlog	% chg
Nov 22		253	
Nov 23		267	6%
Nov 24		252	-6%



1) Casetypes with the state's largest backlogs are highlighted.

**CIVIL CASELOAD SUMMARY BY CASETYPE
NOVEMBER 2024
HUDSON**

	Filings			Resolutions			Clearance		Backlog			Backlog Percent		Backlog Per 100 Monthly Filings		Active Pending		
	Jul 2023 to Nov 2023	Jul 2024 to Nov 2024	percent change	Jul 2023 to Nov 2023	Jul 2024 to Nov 2024	percent change	Nov 2024		Nov 2023	Nov 2024	percent change	Nov 2023	Nov 2024	Nov 2023	Nov 2024	Nov 2023	Nov 2024	percent change
							number	percent										
Act on Neg Inst	3	13	333%	2	4	100%	-9	31%	1	1	0%	33%	7%	300	60	3	14	367%
Asbestos	0	0	0%	0	0	0%	0	100%	0	0	0%	0%	0%	0	0	0	0	0%
Assault & Bat	4	5	25%	12	4	-67%	-1	80%	17	21	24%	55%	58%	2,267	1,680	31	36	16%
Auto - Pers Inj	739	792	7%	840	721	-14%	-71	91%	492	403	-18%	22%	19%	328	267	2,204	2,138	-3%
Auto - Property	22	36	64%	26	33	27%	-3	92%	2	7	250%	4%	13%	33	99	54	54	0%
Book Account	212	281	33%	170	244	44%	-37	87%	34	24	-29%	12%	6%	88	46	284	371	31%
Civil Rights	5	13	160%	4	11	175%	-2	85%	5	9	80%	28%	32%	429	372	18	28	56%
Complex Comm	8	8	0%	6	4	-33%	-4	50%	15	25	67%	35%	48%	750	1,429	43	52	21%
Condemnation	22	1	-95%	11	1	-91%	0	100%	4	8	100%	13%	11%	171	150	30	72	140%
Construction	15	9	-40%	9	14	56%	5	156%	10	10	0%	26%	27%	400	462	39	37	-5%
Contract/Comm	258	308	19%	247	287	16%	-21	93%	97	87	-10%	18%	15%	187	146	539	585	9%
Employment	3	4	33%	7	6	-14%	2	150%	4	1	-75%	40%	7%	480	55	10	15	50%
Lieu of P. Writ	18	16	-11%	12	24	100%	8	150%	35	41	17%	40%	47%	933	1,330	88	88	0%
Medical Malprac	11	20	82%	19	20	5%	0	100%	48	49	2%	47%	45%	1,858	1,251	103	109	6%
Name Change	127	105	-17%	125	104	-17%	-1	99%	0	0	0%	0%	0%	0	0	44	45	2%
Other Insurance	7	14	100%	16	12	-25%	-2	86%	8	6	-25%	38%	23%	369	225	21	26	24%
Other MCL	0	0	0%	0	0	0%	0	100%	0	0	0%	0%	0%	0	0	0	0	0%
Other Track 1	84	120	43%	77	100	30%	-20	83%	45	40	-11%	30%	24%	270	189	148	170	15%
Other Track 3	66	55	-17%	73	52	-29%	-3	95%	46	33	-28%	25%	19%	329	291	181	178	-2%
Other Track 4	8	6	-25%	4	7	75%	1	117%	21	15	-29%	57%	42%	2,520	947	37	36	-3%
Personal Injury	280	273	-3%	279	295	6%	22	108%	309	279	-10%	29%	28%	523	479	1,051	1,007	-4%
Prod Liability	3	2	-33%	5	3	-40%	1	150%	7	7	0%	39%	58%	933	2,100	18	12	-33%
Prof Malpractic	11	7	-36%	12	17	42%	10	243%	27	12	-56%	57%	34%	1,800	758	47	35	-26%
PIP Coverage	5	2	-60%	4	6	50%	4	300%	1	2	100%	11%	40%	75	240	9	5	-44%
Real Property	14	8	-43%	18	8	-56%	0	100%	6	8	33%	23%	36%	160	436	26	22	-15%
Tort Other	61	70	15%	68	69	1%	-1	99%	57	30	-47%	33%	20%	402	267	175	150	-14%
Toxic Tort	0	1		0	1		0	100%	1	1	0%	50%	100%	1,200	1,200	2	1	-50%
UM/UIM Bod Inj	24	28	17%	31	27	-13%	-1	96%	24	13	-46%	29%	19%	436	240	83	67	-19%
Total	2,010	2,197	9%	2,077	2,074	0%	-123	94%	1,316	1,132	-14%	25%	21%	325	264	5,288	5,353	1%

CIVIL BACKLOG SUMMARY BY CASETYPE

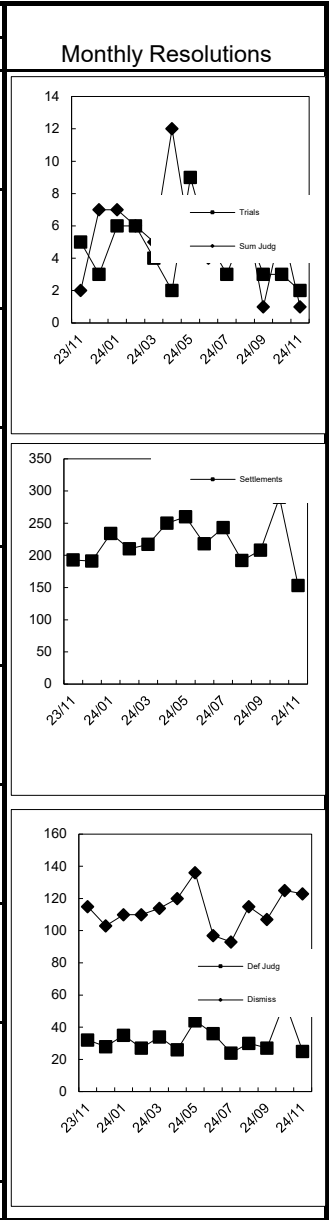
November 2024

HUDSON

	Cases in Backlog															Total Backlog
	Track 1					Track 2				Track 3			Track 4			
	12 to 18 months	18 to 24 months	24 to 36 months	over 36 months	Total Track 1	18 to 24 months	24 to 36 months	over 36 months	Total Track 2	24 to 36 months	over 36 months	Total Track 3	24 to 36 months	over 36 months	Total Track 4	
Act on Neg Inst	1	0	0	0	1	0	0	0	0	0	0	0	0	0	0	1
Assault & Bat	0	0	0	0	0	0	0	0	0	0	0	0	0	0	0	0
Auto - Pers Inj	0	0	0	0	0	0	1	0	1	6	14	20	0	0	0	21
Auto - Property	0	0	0	0	0	239	120	44	403	0	0	0	0	0	0	403
Book Account	0	0	0	0	0	5	1	1	7	0	0	0	0	0	0	7
Civil Rights	17	1	2	3	23	0	0	0	0	0	0	0	1	0	1	24
Complex Comme	0	0	0	0	0	0	2	0	2	5	2	7	0	0	0	9
Condemnation	0	0	0	0	0	0	0	0	0	0	0	0	12	13	25	25
Construction	0	0	0	0	0	0	0	0	0	5	3	8	0	0	0	8
Contract/Comme	0	0	0	0	0	4	3	3	10	0	0	0	0	0	0	10
Employment	1	0	0	0	1	48	18	20	86	0	0	0	0	0	0	87
Lieu of P. Writ	0	0	0	0	0	0	0	1	1	0	0	0	0	0	0	1
Medical Malprac	0	0	0	0	0	0	0	0	0	0	0	0	15	26	41	41
Name Change	0	0	0	0	0	0	0	0	0	24	25	49	0	0	0	49
Other Insurance	0	0	0	0	0	0	0	0	0	0	0	0	0	0	0	0
Other MCL	1	3	0	2	6	0	0	0	0	0	0	0	0	0	0	6
Other Track 1	0	0	0	0	0	0	0	0	0	0	0	0	0	0	0	0
Other Track 3	15	6	8	8	37	3	0	0	3	0	0	0	0	0	0	40
Other Track 4	0	0	0	0	0	0	0	0	0	12	21	33	0	0	0	33
Personal Injury	0	0	0	0	0	0	0	0	0	0	0	0	4	11	15	15
Prod Liability	0	0	0	0	0	157	83	39	279	0	0	0	0	0	0	279
Prof Malpractic	0	0	0	0	0	0	0	0	0	3	4	7	0	0	0	7
PIP Coverage	0	0	0	0	0	0	0	0	0	3	9	12	0	0	0	12
Real Property	0	2	0	0	2	0	0	0	0	0	0	0	0	0	0	2
Tort Other	1	5	1	1	8	0	0	0	0	0	0	0	0	0	0	8
Toxic Tort	0	0	0	0	0	14	9	7	30	0	0	0	0	0	0	30
#REF!	0	0	0	0	0	0	0	0	0	0	1	1	0	0	0	1
UM/UIM Bod Inj	0	0	0	0	0	9	4	0	13	0	0	0	0	0	0	13
Total	36	17	11	14	78	479	241	115	835	58	79	137	32	50	82	1,132

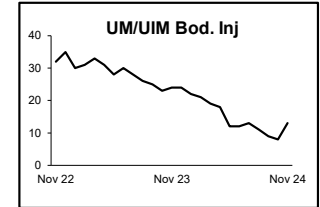
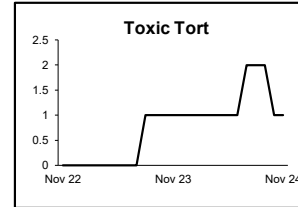
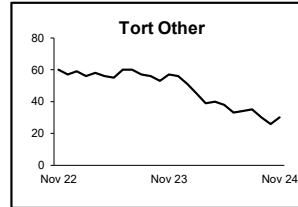
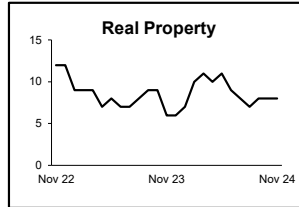
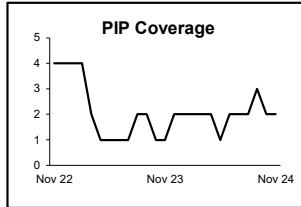
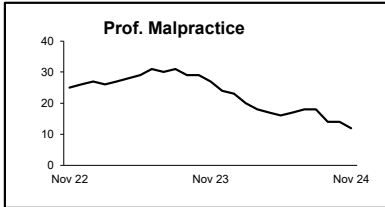
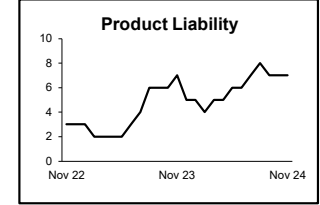
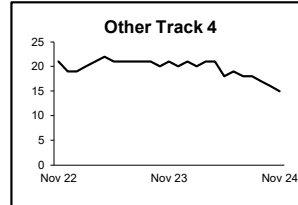
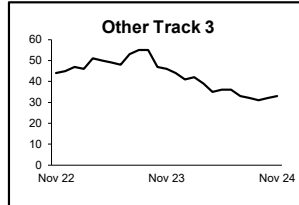
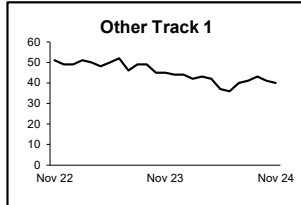
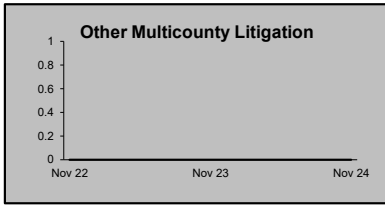
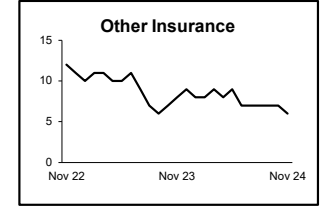

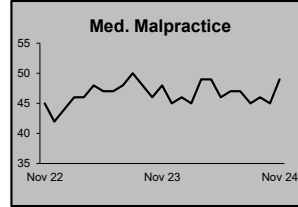
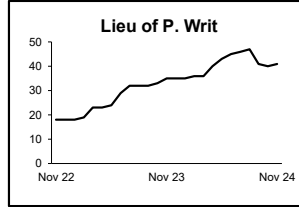
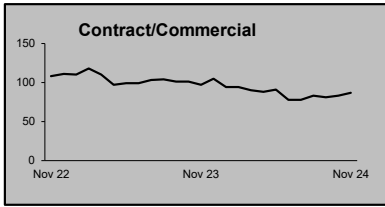
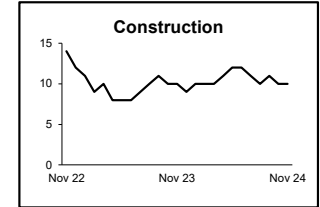
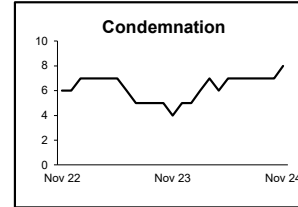
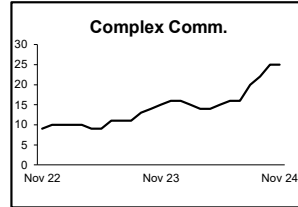
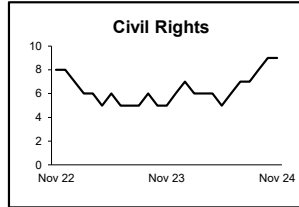
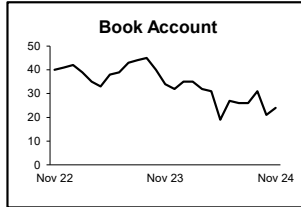
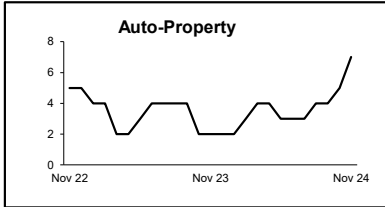
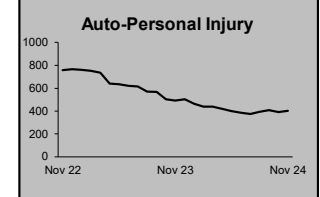
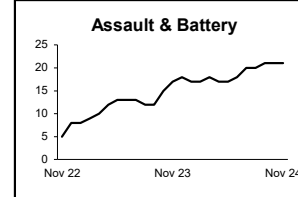
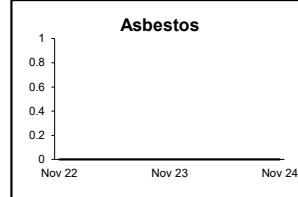
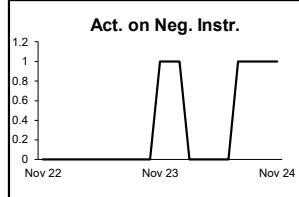
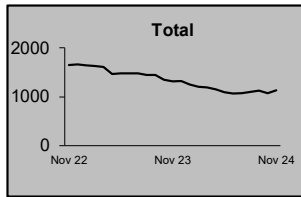
**CIVIL RESOLUTION SUMMARY BY CASETYPE
JULY 2024 - NOVEMBER 2024
HUDSON**

	Trial			Summary					Total	Percent resolved by					
	Jury	Nonjury	Total	Judgment	Settlement	Default Judgment	Dismiss	Other		Trial	Sum Jud	Settle	Default J	Dismiss	Other
Act on Neg Inst	0	0	0	0	1	1	2	0	4	0%	0%	25%	25%	50%	0%
Asbestos	0	0	0	0	0	0	0	0	0	0%	0%	0%	0%	0%	0%
Assault & Bat	0	0	0	0	1	0	3	0	4	0%	0%	25%	0%	75%	0%
Auto - Pers Inj	6	0	6	1	511	8	171	24	721	1%	0%	71%	1%	24%	3%
Auto - Property	0	0	0	0	8	16	9	0	33	0%	0%	24%	48%	27%	0%
Book Account	0	0	0	6	70	77	85	6	244	0%	2%	29%	32%	35%	2%
Civil Rights	0	0	0	0	3	0	6	2	11	0%	0%	27%	0%	55%	18%
Complex Commerc	0	0	0	0	3	0	1	0	4	0%	0%	75%	0%	25%	0%
Condemnation	0	0	0	0	0	0	0	1	1	0%	0%	0%	0%	0%	100%
Construction	0	0	0	0	6	2	5	1	14	0%	0%	43%	14%	36%	7%
Contract/Commer	1	5	6	2	110	43	115	11	287	2%	1%	38%	15%	40%	4%
Employment	0	0	0	0	4	0	2	0	6	0%	0%	67%	0%	33%	0%
Lieu of P. Writ	0	2	2	0	5	0	15	2	24	8%	0%	21%	0%	63%	8%
Medical Malprac	0	0	0	1	11	0	7	1	20	0%	5%	55%	0%	35%	5%
Name Change	0	0	0	0	0	0	2	102	104	0%	0%	0%	0%	2%	98%
Other Insurance	0	0	0	0	7	1	2	2	12	0%	0%	58%	8%	17%	17%
Other MCL	0	0	0	0	0	0	0	0	0	0%	0%	0%	0%	0%	0%
Other Track 1	0	0	0	1	45	6	21	27	100	0%	1%	45%	6%	21%	27%
Other Track 3	1	0	1	1	29	0	16	5	52	2%	2%	56%	0%	31%	10%
Other Track 4	0	0	0	0	5	1	1	0	7	0%	0%	71%	14%	14%	0%
Personal Injury	1	0	1	6	198	3	59	28	295	0%	2%	67%	1%	20%	9%
Prod Liability	0	0	0	0	2	0	0	1	3	0%	0%	67%	0%	0%	33%
Prof Malpractic	0	0	0	1	10	1	4	1	17	0%	6%	59%	6%	24%	6%
PIP Coverage	0	0	0	0	4	0	1	1	6	0%	0%	67%	0%	17%	17%
Real Property	0	0	0	0	3	0	4	1	8	0%	0%	38%	0%	50%	13%
Tort Other	0	0	0	2	29	3	27	8	69	0%	3%	42%	4%	39%	12%
Toxic Tort	1	0	1	0	0	0	0	0	1	100%	0%	0%	0%	0%	0%
UM/UIM Bod Inj	0	0	0	0	21	0	5	1	27	0%	0%	78%	0%	19%	4%
Total	10	7	17	21	1,086	162	563	225	2,074	1%	1%	52%	8%	27%	11%



**CIVIL BACKLOG BY CASETYPE
NOVEMBER 2024
HUDSON**

	Total	Backlog	% chg
Nov 22		1,655	
Nov 23		1,316	-20%
Nov 24		1,132	-14%



1) Casetypes with the state's largest backlogs are highlighted.

CIVIL BACKLOG SUMMARY BY CASETYPE

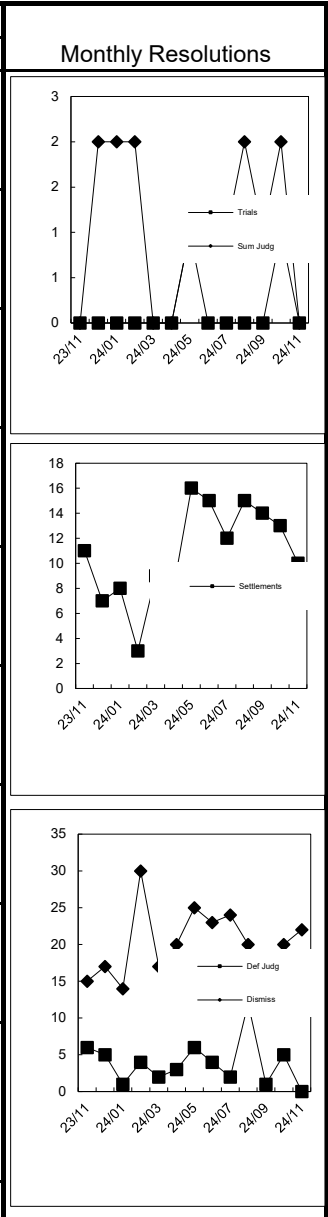
November 2024

HUNTERDON

	Cases in Backlog															Total Backlog
	Track 1					Track 2				Track 3			Track 4			
	12 to 18 months	18 to 24 months	24 to 36 months	over 36 months	Total Track 1	18 to 24 months	24 to 36 months	over 36 months	Total Track 2	24 to 36 months	over 36 months	Total Track 3	24 to 36 months	over 36 months	Total Track 4	
Act on Neg Inst	0	1	0	0	1	0	0	0	0	0	0	0	0	0	0	1
Assault & Bat	0	0	0	0	0	0	0	0	0	0	0	0	0	0	0	0
Auto - Pers Inj	0	0	0	0	0	0	0	0	0	1	9	10	0	0	0	10
Auto - Property	0	0	0	0	0	18	11	4	33	0	0	0	0	0	0	33
Book Account	0	0	0	0	0	0	0	0	0	0	0	0	0	0	0	0
Civil Rights	1	0	3	1	5	0	0	0	0	0	0	0	0	0	0	5
Complex Comme	0	0	0	0	0	0	0	0	0	2	9	11	0	0	0	11
Condemnation	0	0	0	0	0	0	0	0	0	0	0	0	1	1	2	2
Construction	0	0	0	0	0	0	0	0	0	0	0	0	0	0	0	0
Contract/Comme	0	0	0	0	0	1	0	0	1	0	0	0	0	0	0	1
Employment	0	0	0	0	0	6	3	9	18	0	0	0	0	0	0	18
Lieu of P. Writ	0	0	0	0	0	1	0	0	1	0	0	0	0	0	0	1
Medical Malprac	0	0	0	0	0	0	0	0	0	0	0	0	2	3	5	5
Name Change	0	0	0	0	0	0	0	0	0	2	17	19	0	0	0	19
Other Insurance	0	0	0	0	0	0	0	0	0	0	0	0	0	0	0	0
Other MCL	0	0	0	0	0	0	0	0	0	0	0	0	0	0	0	0
Other Track 1	0	0	0	0	0	0	0	0	0	0	0	0	0	0	0	0
Other Track 3	2	0	2	0	4	0	0	0	0	0	0	0	0	0	0	4
Other Track 4	0	0	0	0	0	0	0	0	0	6	5	11	0	0	0	11
Personal Injury	0	0	0	0	0	0	0	0	0	0	0	0	0	3	3	3
Prod Liability	0	0	0	0	0	8	9	8	25	0	0	0	0	0	0	25
Prof Malpractic	0	0	0	0	0	0	0	0	0	0	0	0	0	0	0	0
PIP Coverage	0	0	0	0	0	0	0	0	0	2	2	4	0	0	0	4
Real Property	0	0	0	0	0	0	0	0	0	0	0	0	0	0	0	0
Tort Other	2	0	1	0	3	0	0	0	0	0	0	0	0	0	0	3
Toxic Tort	0	0	0	0	0	4	1	5	10	0	0	0	0	0	0	10
#REF!	0	0	0	0	0	0	0	0	0	0	0	0	0	0	0	0
UM/UIM Bod Inj	0	0	0	0	0	0	1	1	2	0	0	0	0	0	0	2
Total	5	1	6	1	13	38	25	27	90	13	42	55	3	7	10	168

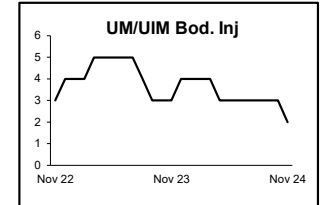
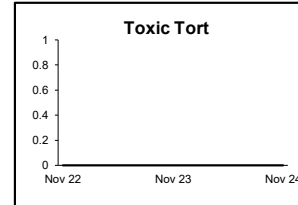
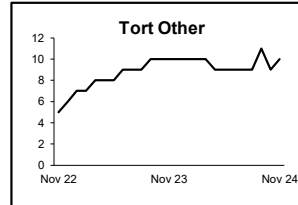
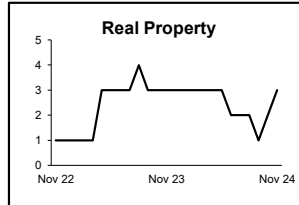
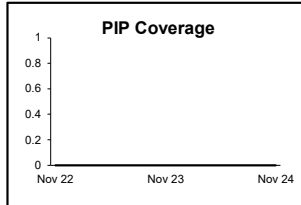
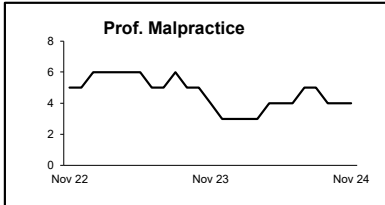
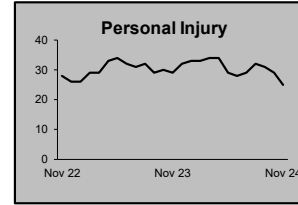
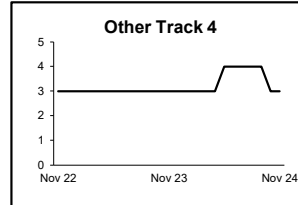
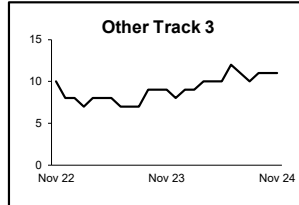
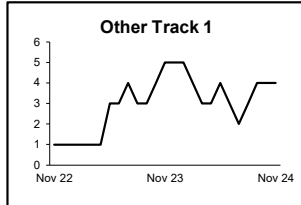
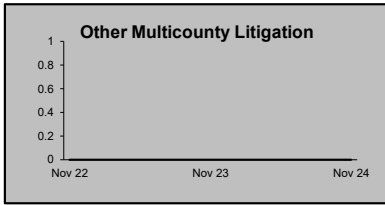
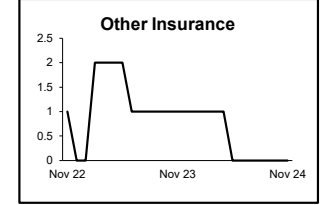

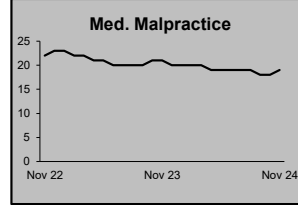
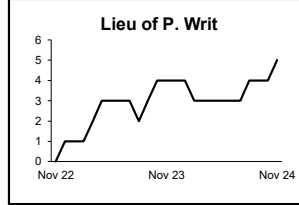
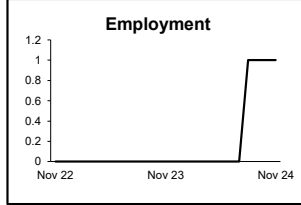
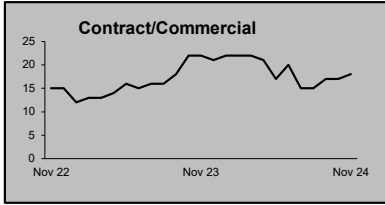
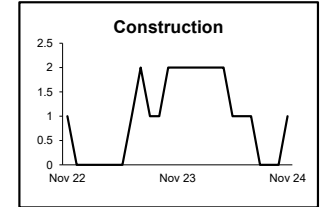
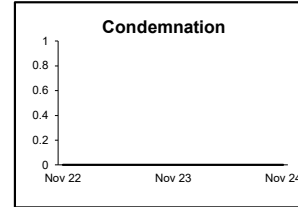
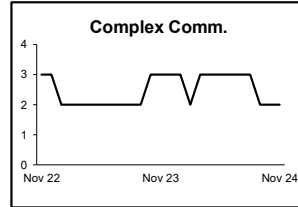
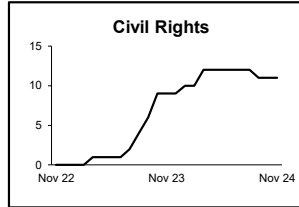
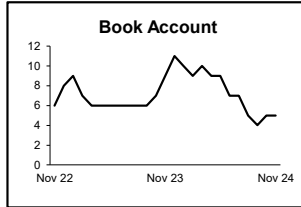
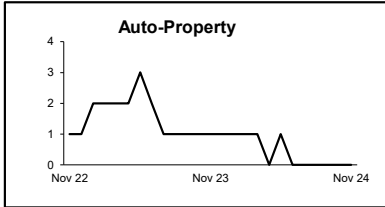
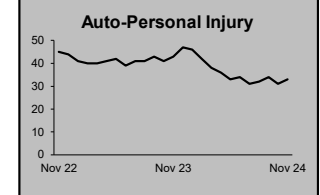
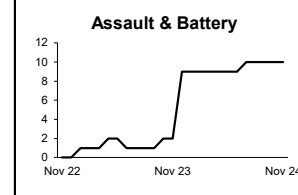
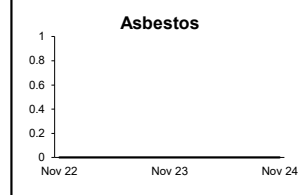
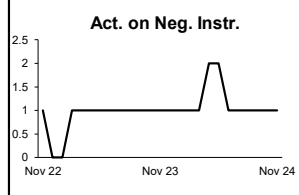
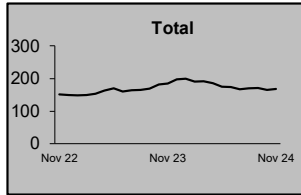
**CIVIL RESOLUTION SUMMARY BY CASETYPE
JULY 2024 - NOVEMBER 2024
HUNTERDON**

	Trial			Summary					Total	Percent resolved by					
	Jury	Nonjury	Total	Judgment	Settlement	Default Judgment	Dismiss	Other		Trial	Sum Jud	Settle	Default J	Dismiss	Other
Act on Neg Inst	0	0	0	0	0	0	0	0	0	0%	0%	0%	0%	0%	0%
Asbestos	0	0	0	0	0	0	0	0	0	0%	0%	0%	0%	0%	0%
Assault & Bat	0	0	0	0	0	0	0	0	0	0%	0%	0%	0%	0%	0%
Auto - Pers Inj	0	0	0	0	14	1	20	3	38	0%	0%	37%	3%	53%	8%
Auto - Property	0	0	0	0	0	1	4	0	5	0%	0%	0%	20%	80%	0%
Book Account	0	0	0	3	19	15	11	1	49	0%	6%	39%	31%	22%	2%
Civil Rights	0	0	0	0	0	0	2	0	2	0%	0%	0%	0%	100%	0%
Complex Commerc	0	0	0	0	1	0	1	0	2	0%	0%	50%	0%	50%	0%
Condemnation	0	0	0	0	0	0	0	0	0	0%	0%	0%	0%	0%	0%
Construction	0	0	0	0	0	0	7	0	7	0%	0%	0%	0%	100%	0%
Contract/Commer	0	0	0	2	11	2	19	1	35	0%	6%	31%	6%	54%	3%
Employment	0	0	0	0	0	0	0	1	1	0%	0%	0%	0%	0%	100%
Lieu of P. Writ	0	0	0	0	0	0	1	0	1	0%	0%	0%	0%	100%	0%
Medical Malprac	0	0	0	0	2	0	0	0	2	0%	0%	100%	0%	0%	0%
Name Change	0	0	0	0	0	0	5	39	44	0%	0%	0%	0%	11%	89%
Other Insurance	0	0	0	0	0	0	1	0	1	0%	0%	0%	0%	100%	0%
Other MCL	0	0	0	0	0	0	0	0	0	0%	0%	0%	0%	0%	0%
Other Track 1	0	0	0	0	3	0	10	7	20	0%	0%	15%	0%	50%	35%
Other Track 3	0	0	0	0	3	0	3	0	6	0%	0%	50%	0%	50%	0%
Other Track 4	0	0	0	0	1	0	0	0	1	0%	0%	100%	0%	0%	0%
Personal Injury	1	0	1	0	6	1	9	2	19	5%	0%	32%	5%	47%	11%
Prod Liability	0	0	0	0	0	0	0	0	0	0%	0%	0%	0%	0%	0%
Prof Malpractic	0	0	0	0	1	0	1	0	2	0%	0%	50%	0%	50%	0%
PIP Coverage	0	0	0	0	1	0	0	0	1	0%	0%	100%	0%	0%	0%
Real Property	0	0	0	0	1	0	1	1	3	0%	0%	33%	0%	33%	33%
Tort Other	0	0	0	1	1	0	2	0	4	0%	25%	25%	0%	50%	0%
Toxic Tort	0	0	0	0	0	0	1	0	1	0%	0%	0%	0%	100%	0%
UM/UIM Bod Inj	0	0	0	0	0	0	2	0	2	0%	0%	0%	0%	100%	0%
Total	1	0	1	6	64	20	100	55	246	0%	2%	26%	8%	41%	22%



**CIVIL BACKLOG BY CASETYPE
NOVEMBER 2024
HUNTERDON**

	Total	Backlog	% chg
Nov 22		152	
Nov 23		185	22%
Nov 24		168	-9%



1) Casetypes with the state's largest backlogs are highlighted.

**CIVIL CASELOAD SUMMARY BY CASETYPE
NOVEMBER 2024
MERCER**

	Filings			Resolutions			Clearance		Backlog			Backlog Percent		Backlog Per 100 Monthly Filings		Active Pending		
	Jul 2023 to Nov 2023	Jul 2024 to Nov 2024	percent change	Jul 2023 to Nov 2023	Jul 2024 to Nov 2024	percent change	Nov 2024		Nov 2023	Nov 2024	percent change	Nov 2023	Nov 2024	Nov 2023	Nov 2024	Nov 2023	Nov 2024	percent change
							number	percent										
Act on Neg Inst	2	2	0%	3	1	-67%	-1	50%	0	0	0%	0%	0%	0	0	3	2	-33%
Asbestos	0	0	0%	0	0	0%	0	100%	0	0	0%	0%	0%	0	0	0	0	0%
Assault & Bat	5	6	20%	5	5	0%	-1	83%	86	85	-1%	87%	87%	14,743	10,200	99	98	-1%
Auto - Pers Inj	261	297	14%	309	241	-22%	-56	81%	246	182	-26%	30%	22%	458	317	816	829	2%
Auto - Property	34	22	-35%	12	24	100%	2	109%	2	3	50%	4%	8%	45	80	46	37	-20%
Book Account	123	165	34%	124	151	22%	-14	92%	10	8	-20%	8%	4%	43	27	123	178	45%
Civil Rights	17	29	71%	18	15	-17%	-14	52%	46	56	22%	51%	52%	1,174	1,244	91	108	19%
Complex Comm	5	2	-60%	4	2	-50%	0	100%	8	8	0%	30%	38%	480	1,600	27	21	-22%
Condemnation	0	0	0%	1	0	-100%	0	100%	2	2	0%	67%	67%	800		3	3	0%
Construction	10	6	-40%	7	5	-29%	-1	83%	13	11	-15%	43%	46%	821	733	30	24	-20%
Contract/Comm	146	138	-5%	162	144	-11%	6	104%	40	35	-13%	15%	13%	126	114	274	263	-4%
Employment	9	7	-22%	5	7	40%	0	100%	3	3	0%	14%	21%	164	257	21	14	-33%
Lieu of P. Writ	10	10	0%	7	11	57%	1	110%	1	1	0%	7%	6%	60	48	14	16	14%
Medical Malprac	16	10	-38%	16	17	6%	7	170%	44	44	0%	44%	43%	1,467	1,173	100	102	2%
Name Change	43	63	47%	43	56	30%	-7	89%	0	0	0%	0%	0%	0	0	14	26	86%
Other Insurance	8	8	0%	9	11	22%	3	138%	6	6	0%	32%	38%	300	480	19	16	-16%
Other MCL	6	0	-100%	6	0	-100%	0	100%	0	0	0%	0%	0%	0	0	0	0	0%
Other Track 1	88	89	1%	91	80	-12%	-9	90%	34	40	18%	26%	27%	191	211	132	146	11%
Other Track 3	64	49	-23%	52	69	33%	20	141%	68	60	-12%	29%	25%	526	462	231	241	4%
Other Track 4	18	2	-89%	3	8	167%	6	400%	9	9	0%	24%	69%	450	1,800	38	13	-66%
Personal Injury	127	139	9%	122	149	22%	10	107%	223	208	-7%	40%	38%	860	763	551	545	-1%
Prod Liability	3	1	-67%	1	3	200%	2	300%	4	3	-25%	33%	33%	436	900	12	9	-25%
Prof Malpractic	11	8	-27%	15	12	-20%	4	150%	16	14	-13%	36%	29%	640	622	45	49	9%
PIP Coverage	0	1		4	2	-50%	1	200%	0	1		0%	33%	0	240	1	3	200%
Real Property	4	4	0%	6	2	-67%	-2	50%	0	0	0%	0%	0%	0	0	6	5	-17%
Tort Other	34	27	-21%	42	30	-29%	3	111%	57	55	-4%	50%	53%	844	1,015	115	104	-10%
Toxic Tort	0	2		0	1		-1	50%	2	1	-50%	50%	25%		600	4	4	0%
UM/UIM Bod Inj	27	28	4%	32	20	-38%	-8	71%	15	11	-27%	23%	16%	305	254	64	67	5%
Total	1,071	1,115	4%	1,099	1,066	-3%	-49	96%	935	846	-10%	32%	29%	433	381	2,879	2,923	2%

CIVIL BACKLOG SUMMARY BY CASETYPE

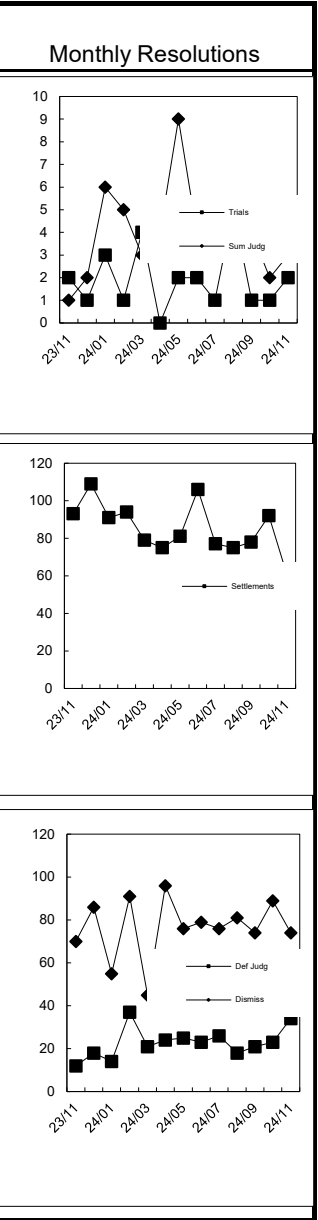
November 2024

MERCER

	Cases in Backlog															Total Backlog
	Track 1					Track 2				Track 3			Track 4			
	12 to 18 months	18 to 24 months	24 to 36 months	over 36 months	Total Track 1	18 to 24 months	24 to 36 months	over 36 months	Total Track 2	24 to 36 months	over 36 months	Total Track 3	24 to 36 months	over 36 months	Total Track 4	
Act on Neg Inst	0	0	0	0	0	0	0	0	0	0	0	0	0	0	0	0
Assault & Bat	0	0	0	0	0	0	0	0	0	0	0	0	0	0	0	0
Auto - Pers Inj	0	0	0	0	0	0	0	0	0	9	76	85	0	0	0	85
Auto - Property	0	0	0	0	0	80	59	43	182	0	0	0	0	0	0	182
Book Account	0	0	0	0	0	1	2	0	3	0	0	0	0	0	0	3
Civil Rights	0	0	0	0	0	5	3	0	8	0	0	0	0	0	0	8
Complex Comme	0	0	0	0	0	0	0	0	0	14	39	53	0	3	3	56
Condemnation	0	0	0	0	0	0	0	0	0	0	0	0	3	5	8	8
Construction	0	0	0	1	1	0	0	0	0	0	1	1	0	0	0	2
Contract/Comme	0	0	0	0	0	1	5	5	11	0	0	0	0	0	0	11
Employment	0	0	0	0	0	13	11	10	34	1	0	1	0	0	0	35
Lieu of P. Writ	0	0	0	0	0	1	2	0	3	0	0	0	0	0	0	3
Medical Malprac	0	0	0	0	0	0	0	0	0	0	0	0	1	0	1	1
Name Change	0	0	0	0	0	0	0	0	0	23	21	44	0	0	0	44
Other Insurance	0	0	0	0	0	0	0	0	0	0	0	0	0	0	0	0
Other MCL	0	0	0	0	0	3	2	1	6	0	0	0	0	0	0	6
Other Track 1	0	0	0	0	0	0	0	0	0	0	0	0	0	0	0	0
Other Track 3	5	1	2	1	9	5	5	1	11	0	19	19	0	1	1	40
Other Track 4	0	0	0	0	0	0	0	0	0	26	34	60	0	0	0	60
Personal Injury	0	0	0	0	0	0	0	0	0	0	0	0	7	2	9	9
Prod Liability	0	0	0	0	0	60	51	29	140	2	66	68	0	0	0	208
Prof Malpractic	0	0	0	0	0	0	0	0	0	2	1	3	0	0	0	3
PIP Coverage	0	0	0	0	0	0	0	0	0	5	9	14	0	0	0	14
Real Property	0	0	0	0	0	0	0	1	1	0	0	0	0	0	0	1
Tort Other	0	0	0	0	0	0	0	0	0	0	0	0	0	0	0	0
Toxic Tort	0	0	0	0	0	5	7	6	18	0	37	37	0	0	0	55
#REF!	0	0	0	0	0	0	0	0	0	0	1	1	0	0	0	1
UM/UIM Bod Inj	0	0	0	0	0	4	7	0	11	0	0	0	0	0	0	11
Total	5	1	2	2	10	178	154	96	428	82	304	386	11	11	22	846

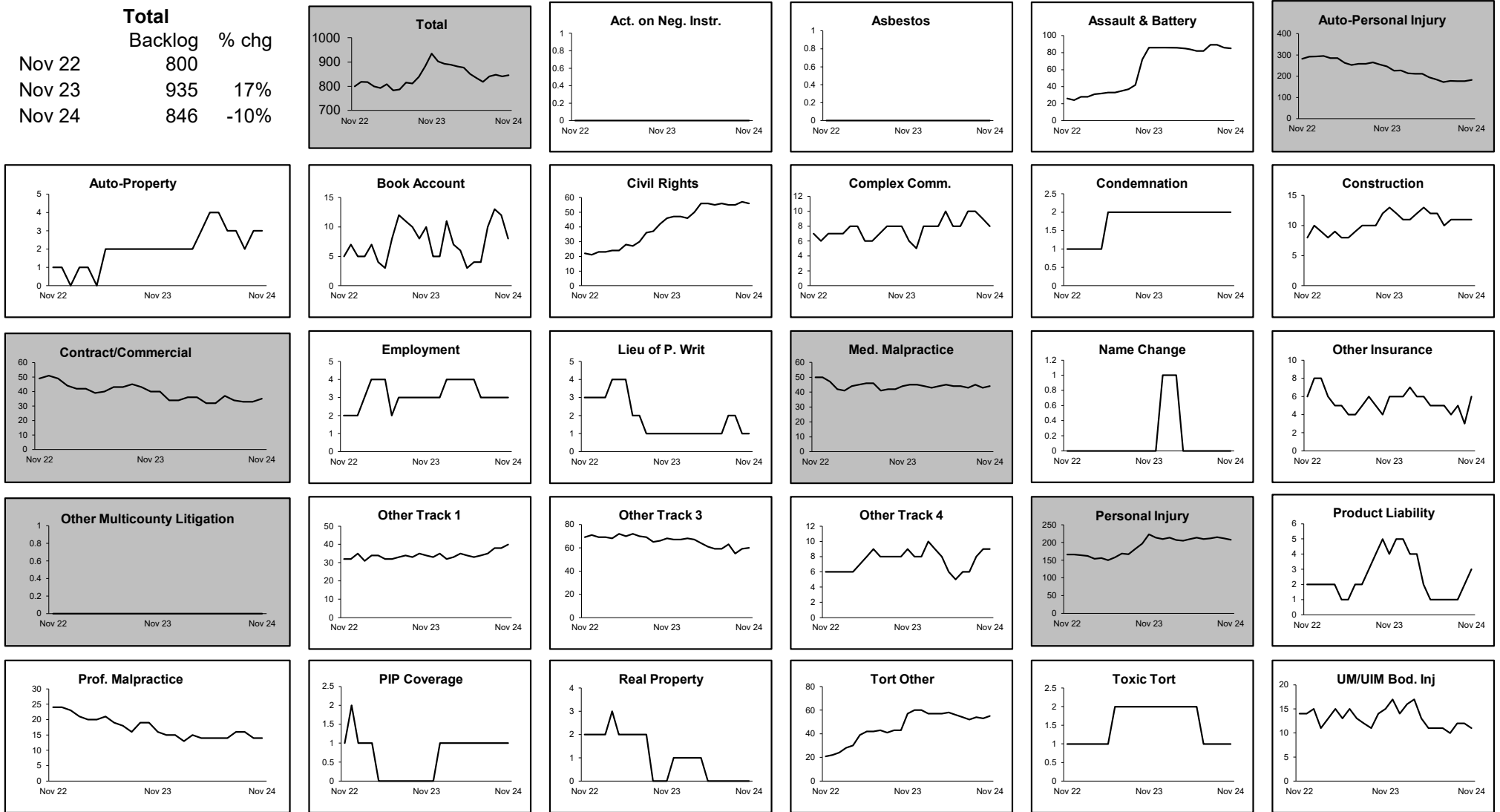
**CIVIL RESOLUTION SUMMARY BY CASETYPE
JULY 2024 - NOVEMBER 2024
MERCER**

	Trial			Summary					Total	Percent resolved by						Monthly Resolutions
	Jury	Nonjury	Total	Judgment	Settlement	Judgment	Dismiss	Other		Trial	Sum Jud	Settle	Default J	Dismiss	Other	
Act on Neg Inst	0	0	0	0	0	0	1	0	1	0%	0%	0%	0%	100%	0%	
Asbestos	0	0	0	0	0	0	0	0	0	0%	0%	0%	0%	0%	0%	
Assault & Bat	0	0	0	0	2	0	3	0	5	0%	0%	40%	0%	60%	0%	
Auto - Pers Inj	1	0	1	2	137	4	89	8	241	0%	1%	57%	2%	37%	3%	
Auto - Property	0	0	0	0	7	11	5	1	24	0%	0%	29%	46%	21%	4%	
Book Account	0	0	0	0	33	69	46	3	151	0%	0%	22%	46%	30%	2%	
Civil Rights	0	0	0	0	1	0	8	6	15	0%	0%	7%	0%	53%	40%	
Complex Commerc	0	0	0	0	1	0	1	0	2	0%	0%	50%	0%	50%	0%	
Condemnation	0	0	0	0	0	0	0	0	0	0%	0%	0%	0%	0%	0%	
Construction	0	0	0	0	2	1	1	1	5	0%	0%	40%	20%	20%	20%	
Contract/Commer	1	3	4	4	24	25	81	6	144	3%	3%	17%	17%	56%	4%	
Employment	0	0	0	0	2	1	2	2	7	0%	0%	29%	14%	29%	29%	
Lieu of P. Writ	0	0	0	0	1	1	7	2	11	0%	0%	9%	9%	64%	18%	
Medical Malprac	1	0	1	1	9	0	6	0	17	6%	6%	53%	0%	35%	0%	
Name Change	0	0	0	0	0	0	4	52	56	0%	0%	0%	0%	7%	93%	
Other Insurance	0	0	0	1	4	0	5	1	11	0%	9%	36%	0%	45%	9%	
Other MCL	0	0	0	0	0	0	0	0	0	0%	0%	0%	0%	0%	0%	
Other Track 1	0	1	1	1	9	2	38	29	80	1%	1%	11%	3%	48%	36%	
Other Track 3	1	0	1	2	28	0	23	15	69	1%	3%	41%	0%	33%	22%	
Other Track 4	0	0	0	0	3	4	1	0	8	0%	0%	38%	50%	13%	0%	
Personal Injury	1	0	1	4	91	0	44	9	149	1%	3%	61%	0%	30%	6%	
Prod Liability	0	0	0	0	2	0	1	0	3	0%	0%	67%	0%	33%	0%	
Prof Malpractic	0	0	0	1	5	0	4	2	12	0%	8%	42%	0%	33%	17%	
PIP Coverage	0	0	0	0	1	0	0	1	2	0%	0%	50%	0%	0%	50%	
Real Property	0	0	0	0	0	0	2	0	2	0%	0%	0%	0%	100%	0%	
Tort Other	0	1	1	0	10	4	13	2	30	3%	0%	33%	13%	43%	7%	
Toxic Tort	0	0	0	0	1	0	0	0	1	0%	0%	100%	0%	0%	0%	
UM/UIM Bod Inj	0	0	0	0	10	0	9	1	20	0%	0%	50%	0%	45%	5%	
Total	5	5	10	16	383	122	394	141	1,066	1%	2%	36%	11%	37%	13%	



**CIVIL BACKLOG BY CASETYPE
NOVEMBER 2024
MERCER**

	Total	Backlog	% chg
Nov 22		800	
Nov 23		935	17%
Nov 24		846	-10%



1) Casetypes with the state's largest backlogs are highlighted.

**CIVIL CASELOAD SUMMARY BY CASETYPE
NOVEMBER 2024
MIDDLESEX**

	Filings			Resolutions			Clearance		Backlog			Backlog Percent		Backlog Per 100 Monthly Filings		Active Pending		
	Jul 2023 to Nov 2023	Jul 2024 to Nov 2024	percent change	Jul 2023 to Nov 2023	Jul 2024 to Nov 2024	percent change	Nov 2024		Nov 2023	Nov 2024	percent change	Nov 2023	Nov 2024	Nov 2023	Nov 2024	Nov 2023	Nov 2024	percent change
							number	percent										
Act on Neg Inst	9	7	-22%	1	5	400%	-2	71%	0	0	0%	0%	0%	0	0	10	7	-30%
Asbestos	96	43	-55%	15	83	453%	40	193%	580	413	-29%	63%	65%	2,900	3,755	915	631	-31%
Assault & Bat	7	7	0%	3	6	100%	-1	86%	33	33	0%	59%	65%	2,329	3,046	56	51	-9%
Auto - Pers Inj	1,267	1,256	-1%	1,241	1,180	-5%	-76	94%	893	888	-1%	23%	22%	355	341	3,890	4,035	4%
Auto - Property	32	38	19%	21	42	100%	4	111%	7	5	-29%	10%	8%	108	67	69	65	-6%
Book Account	286	344	20%	219	292	33%	-52	85%	17	12	-29%	5%	3%	33	19	352	387	10%
Civil Rights	14	12	-14%	8	12	50%	0	100%	17	16	-6%	39%	28%	756	417	44	57	30%
Complex Comm	9	15	67%	14	8	-43%	-7	53%	29	24	-17%	55%	44%	1,123	1,108	53	54	2%
Condemnation	7	12	71%	10	20	100%	8	167%	1	1	0%	7%	11%	52	35	15	9	-40%
Construction	11	12	9%	9	9	0%	-3	75%	14	8	-43%	42%	22%	730	300	33	36	9%
Contract/Comm	369	382	4%	364	408	12%	26	107%	59	58	-2%	9%	9%	78	69	638	661	4%
Employment	19	16	-16%	14	13	-7%	-3	81%	6	10	67%	17%	26%	171	333	36	38	6%
Lieu of P. Writ	18	7	-61%	10	15	50%	8	214%	5	5	0%	13%	14%	133	250	39	36	-8%
Medical Malprac	41	30	-27%	51	47	-8%	17	157%	111	152	37%	37%	57%	1,448	2,198	300	267	-11%
Name Change	116	132	14%	105	100	-5%	-32	76%	0	0	0%	0%	0%	0	0	43	63	47%
Other Insurance	20	23	15%	17	13	-24%	-10	57%	8	4	-50%	24%	13%	246	102	33	32	-3%
Other MCL	14	1	-93%	40	127	218%	126	12700%	3,957	3,837	-3%	99%	99%	80,481	354,185	4,004	3,864	-3%
Other Track 1	127	130	2%	129	145	12%	15	112%	20	22	10%	11%	12%	76	77	186	178	-4%
Other Track 3	119	111	-7%	87	129	48%	18	116%	37	42	14%	12%	13%	171	182	299	325	9%
Other Track 4	3	2	-33%	4	5	25%	3	250%	16	12	-25%	57%	60%	1,280	1,309	28	20	-29%
Personal Injury	442	389	-12%	417	403	-3%	14	104%	425	439	3%	27%	29%	457	534	1,571	1,508	-4%
Prod Liability	16	11	-31%	17	14	-18%	3	127%	16	30	88%	26%	52%	229	1,385	62	58	-6%
Prof Malpractic	21	23	10%	20	18	-10%	-5	78%	17	15	-12%	23%	19%	523	400	74	78	5%
PIP Coverage	9	7	-22%	12	6	-50%	-1	86%	0	2		0%	18%	0	141	11	11	0%
Real Property	12	12	0%	6	11	83%	-1	92%	1	7	600%	6%	37%	44	323	17	19	12%
Tort Other	48	50	4%	63	50	-21%	0	100%	29	30	3%	25%	24%	270	261	117	126	8%
Toxic Tort	2	1	-50%	2	2	0%	1	200%	0	3		0%	38%	0	1,800	7	8	14%
UM/UIM Bod Inj	91	72	-21%	92	84	-9%	12	117%	49	55	12%	19%	24%	265	375	257	225	-12%
Total	3,225	3,145	-2%	2,991	3,247	9%	102	103%	6,347	6,123	-4%	48%	48%	977	940	13,159	12,849	-2%

CIVIL BACKLOG SUMMARY BY CASETYPE

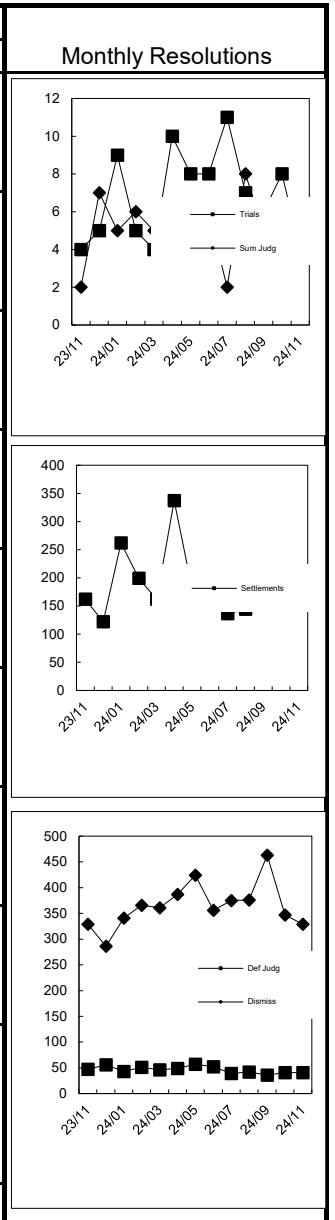
November 2024

MIDDLESEX

	Cases in Backlog															Total Backlog
	Track 1					Track 2				Track 3			Track 4			
	12 to 18 months	18 to 24 months	24 to 36 months	over 36 months	Total Track 1	18 to 24 months	24 to 36 months	over 36 months	Total Track 2	24 to 36 months	over 36 months	Total Track 3	24 to 36 months	over 36 months	Total Track 4	
Act on Neg Inst	0	0	0	0	0	0	0	0	0	0	0	0	0	0	0	0
Assault & Bat	0	0	0	0	0	0	0	0	0	0	0	0	87	326	413	413
Auto - Pers Inj	0	0	0	0	0	0	0	0	0	5	28	33	0	0	0	33
Auto - Property	0	0	0	0	0	479	299	110	888	0	0	0	0	0	0	888
Book Account	0	0	0	0	0	1	4	0	5	0	0	0	0	0	0	5
Civil Rights	8	4	0	0	12	0	0	0	0	0	0	0	0	0	0	12
Complex Comme	0	0	0	0	0	0	0	0	0	4	12	16	0	0	0	16
Condemnation	0	0	0	0	0	0	0	0	0	0	0	0	6	18	24	24
Construction	0	0	0	0	0	0	0	0	0	0	1	1	0	0	0	1
Contract/Comme	0	0	0	0	0	3	2	3	8	0	0	0	0	0	0	8
Employment	0	0	0	0	0	32	21	5	58	0	0	0	0	0	0	58
Lieu of P. Writ	0	0	0	0	0	5	2	3	10	0	0	0	0	0	0	10
Medical Malprac	0	0	0	0	0	0	0	0	0	0	0	0	3	2	5	5
Name Change	0	0	0	0	0	0	0	0	0	99	53	152	0	0	0	152
Other Insurance	0	0	0	0	0	0	0	0	0	0	0	0	0	0	0	0
Other MCL	2	1	1	0	4	0	0	0	0	0	0	0	0	0	0	4
Other Track 1	0	0	0	0	0	0	0	0	0	0	0	0	27	3,810	3,837	3,837
Other Track 3	8	5	4	0	17	3	2	0	5	0	0	0	0	0	0	22
Other Track 4	0	0	0	0	0	0	0	0	0	30	12	42	0	0	0	42
Personal Injury	0	0	0	0	0	0	0	0	0	0	0	0	2	10	12	12
Prod Liability	0	0	0	0	0	242	139	58	439	0	0	0	0	0	0	439
Prof Malpractic	0	0	0	0	0	0	0	0	0	21	9	30	0	0	0	30
PIP Coverage	0	0	0	0	0	0	0	0	0	11	4	15	0	0	0	15
Real Property	0	2	0	0	2	0	0	0	0	0	0	0	0	0	0	2
Tort Other	5	1	0	1	7	0	0	0	0	0	0	0	0	0	0	7
Toxic Tort	0	0	0	0	0	11	10	9	30	0	0	0	0	0	0	30
#REF!	0	0	0	0	0	0	0	0	0	3	0	3	0	0	0	3
UM/UIM Bod Inj	0	0	0	0	0	34	15	6	55	0	0	0	0	0	0	55
Total	23	13	5	1	42	810	494	194	1,498	173	119	292	125	4,166	4,291	6,123

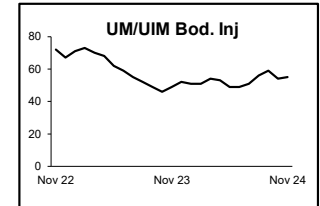
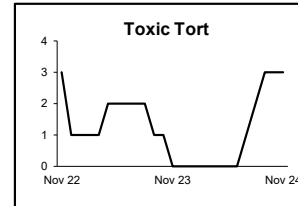
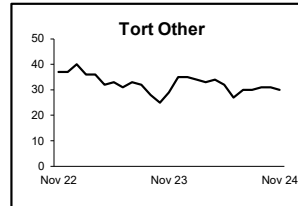
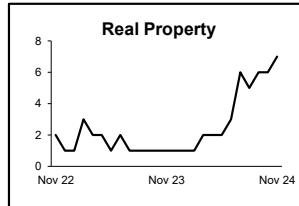
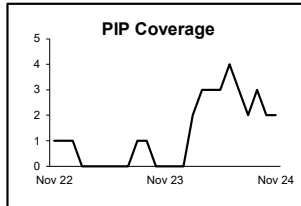
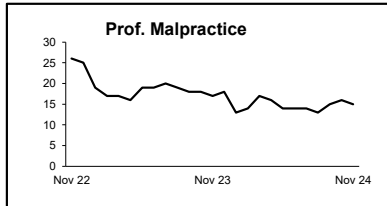
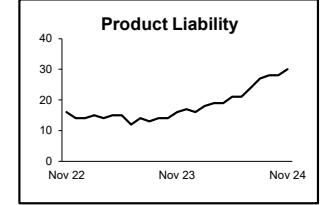
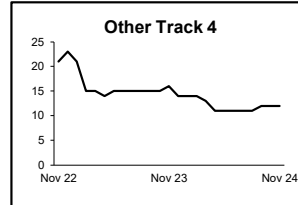
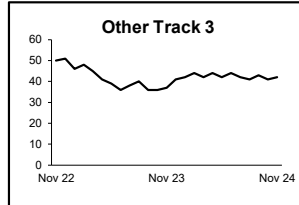
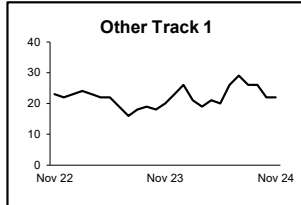
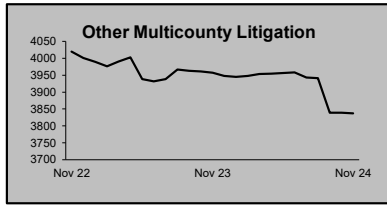
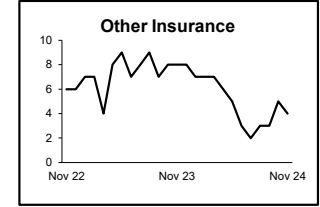

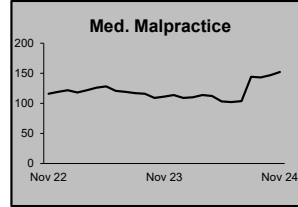
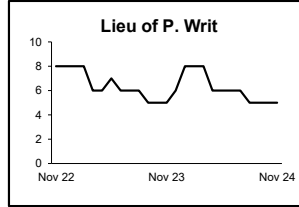
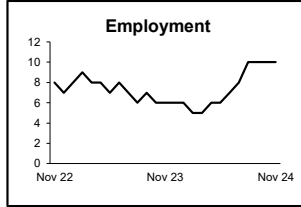
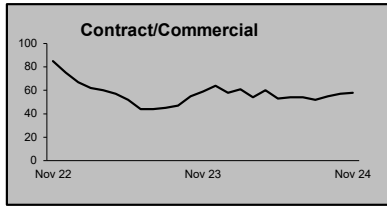
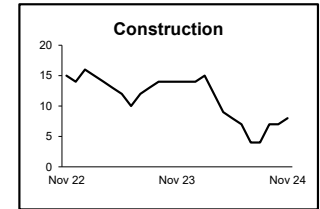
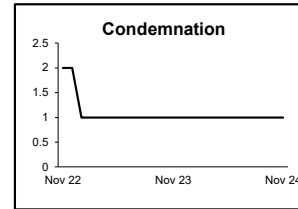
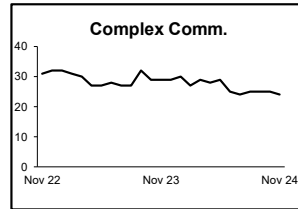
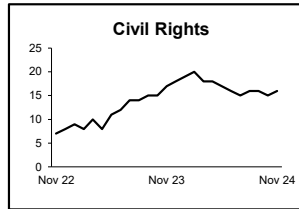
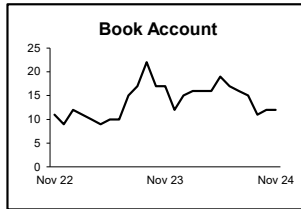
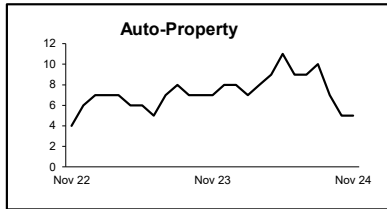
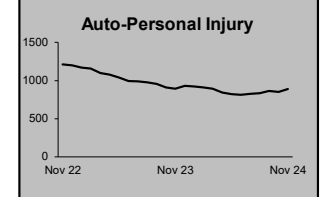
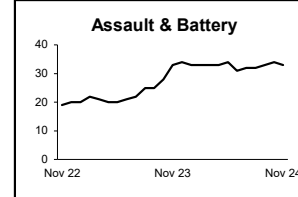
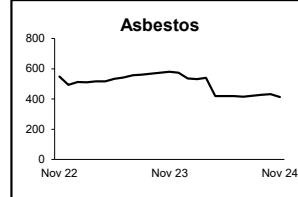
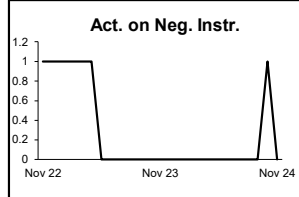
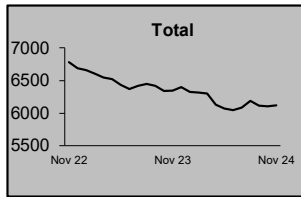
**CIVIL RESOLUTION SUMMARY BY CASETYPE
JULY 2024 - NOVEMBER 2024
MIDDLESEX**

	Trial			Summary					Total	Percent resolved by					
	Jury	Nonjury	Total	Judgment	Settlement	Default Judgment	Dismiss	Other		Trial	Sum Jud	Settle	Default J	Dismiss	Other
Act on Neg Inst	0	0	0	1	0	2	1	1	5	0%	20%	0%	40%	20%	20%
Asbestos	0	0	0	0	68	0	13	2	83	0%	0%	82%	0%	16%	2%
Assault & Bat	0	0	0	0	2	0	4	0	6	0%	0%	33%	0%	67%	0%
Auto - Pers Inj	17	0	17	2	325	2	757	77	1,180	1%	0%	28%	0%	64%	7%
Auto - Property	0	0	0	0	7	11	24	0	42	0%	0%	17%	26%	57%	0%
Book Account	0	2	2	11	42	93	135	9	292	1%	4%	14%	32%	46%	3%
Civil Rights	0	0	0	0	1	0	9	2	12	0%	0%	8%	0%	75%	17%
Complex Commerc	0	0	0	0	1	1	4	2	8	0%	0%	13%	13%	50%	25%
Condemnation	0	0	0	0	3	0	4	13	20	0%	0%	15%	0%	20%	65%
Construction	0	0	0	0	4	1	4	0	9	0%	0%	44%	11%	44%	0%
Contract/Commer	0	2	2	6	53	70	254	23	408	0%	1%	13%	17%	62%	6%
Employment	0	0	0	0	3	0	9	1	13	0%	0%	23%	0%	69%	8%
Lieu of P. Writ	0	3	3	2	1	0	9	0	15	20%	13%	7%	0%	60%	0%
Medical Malprac	3	0	3	0	15	0	23	6	47	6%	0%	32%	0%	49%	13%
Name Change	0	0	0	0	0	0	18	82	100	0%	0%	0%	0%	18%	82%
Other Insurance	0	0	0	0	1	1	9	2	13	0%	0%	8%	8%	69%	15%
Other MCL	0	0	0	0	0	0	124	3	127	0%	0%	0%	0%	98%	2%
Other Track 1	0	0	0	0	17	8	86	34	145	0%	0%	12%	6%	59%	23%
Other Track 3	2	0	2	0	32	0	80	15	129	2%	0%	25%	0%	62%	12%
Other Track 4	0	0	0	0	2	1	2	0	5	0%	0%	40%	20%	40%	0%
Personal Injury	6	0	6	1	150	0	216	30	403	1%	0%	37%	0%	54%	7%
Prod Liability	0	0	0	0	2	0	8	4	14	0%	0%	14%	0%	57%	29%
Prof Malpractic	0	0	0	0	9	0	8	1	18	0%	0%	50%	0%	44%	6%
PIP Coverage	0	0	0	0	2	0	4	0	6	0%	0%	33%	0%	67%	0%
Real Property	0	0	0	0	1	2	5	3	11	0%	0%	9%	18%	45%	27%
Tort Other	0	0	0	1	11	6	26	6	50	0%	2%	22%	12%	52%	12%
Toxic Tort	0	0	0	0	1	0	0	1	2	0%	0%	50%	0%	0%	50%
UM/UIM Bod Inj	1	0	1	0	20	1	54	8	84	1%	0%	24%	1%	64%	10%
Total	29	7	36	24	773	199	1,890	325	3,247	1%	1%	24%	6%	58%	10%



**CIVIL BACKLOG BY CASETYPE
NOVEMBER 2024
MIDDLESEX**

	Total Backlog	% chg
Nov 22	6,780	
Nov 23	6,347	-6%
Nov 24	6,123	-4%



1) Casetypes with the state's largest backlogs are highlighted.

**CIVIL CASELOAD SUMMARY BY CASETYPE
NOVEMBER 2024
MONMOUTH**

	Filings			Resolutions			Clearance		Backlog			Backlog Percent		Backlog Per 100 Monthly Filings		Active Pending		
	Jul 2023 to Nov 2023	Jul 2024 to Nov 2024	percent change	Jul 2023 to Nov 2023	Jul 2024 to Nov 2024	percent change	Nov 2024		Nov 2023	Nov 2024	percent change	Nov 2023	Nov 2024	Nov 2023	Nov 2024	Nov 2023	Nov 2024	percent change
							number	percent										
Act on Neg Inst	4	3	-25%	2	3	50%	0	100%	2	0	-100%	29%	0%	300	0	7	6	-14%
Asbestos	0	0	0%	0	0	0%	0	100%	0	0	0%	0%	0%	0	0	0	0	0%
Assault & Bat	6	7	17%	13	21	62%	14	300%	28	7	-75%	65%	33%	2,585	646	43	21	-51%
Auto - Pers Inj	494	507	3%	505	514	2%	7	101%	366	201	-45%	24%	14%	379	200	1,541	1,388	-10%
Auto - Property	27	16	-41%	20	17	-15%	1	106%	3	4	33%	6%	11%	68	109	47	37	-21%
Book Account	193	243	26%	166	271	63%	28	112%	25	16	-36%	9%	6%	66	32	264	273	3%
Civil Rights	10	10	0%	7	6	-14%	-4	60%	6	9	50%	23%	32%	327	540	26	28	8%
Complex Comm	7	11	57%	22	6	-73%	-5	55%	13	11	-15%	36%	28%	538	600	36	39	8%
Condemnation	15	8	-47%	11	4	-64%	-4	50%	8	3	-63%	28%	15%	480	180	29	20	-31%
Construction	12	18	50%	20	12	-40%	-6	67%	19	14	-26%	40%	29%	633	400	47	48	2%
Contract/Comm	315	396	26%	304	344	13%	-52	87%	91	72	-21%	16%	11%	152	104	573	629	10%
Employment	10	10	0%	6	5	-17%	-5	50%	4	1	-75%	24%	6%	253	86	17	16	-6%
Lieu of P. Writ	25	20	-20%	31	15	-52%	-5	75%	10	7	-30%	17%	14%	214	255	58	51	-12%
Medical Malprac	35	36	3%	42	37	-12%	1	103%	86	82	-5%	39%	38%	1,186	1,093	218	216	-1%
Name Change	85	90	6%	74	91	23%	1	101%	0	0	0%	0%	0%	0	0	53	48	-9%
Other Insurance	11	19	73%	11	9	-18%	-10	47%	7	7	0%	39%	26%	400	227	18	27	50%
Other MCL	0	0	0%	0	0	0%	0	100%	0	0	0%	0%	0%	0	0	0	0	0%
Other Track 1	128	137	7%	126	146	16%	9	107%	48	30	-38%	24%	19%	205	115	201	154	-23%
Other Track 3	89	56	-37%	57	65	14%	9	116%	33	39	18%	15%	17%	211	287	227	227	0%
Other Track 4	4	5	25%	11	11	0%	6	220%	23	19	-17%	43%	41%	1,380	1,341	53	46	-13%
Personal Injury	271	268	-1%	225	226	0%	-42	84%	250	186	-26%	27%	22%	482	360	911	849	-7%
Prod Liability	6	6	0%	6	6	0%	0	100%	5	9	80%	22%	36%	462	900	23	25	9%
Prof Malpractic	13	10	-23%	17	26	53%	16	260%	28	25	-11%	33%	35%	820	968	84	71	-15%
PIP Coverage	0	3		4	5	25%	2	167%	0	1		0%	50%	0	171	3	2	-33%
Real Property	11	8	-27%	11	13	18%	5	163%	9	4	-56%	45%	24%	386	209	20	17	-15%
Tort Other	44	54	23%	62	65	5%	11	120%	25	23	-8%	19%	18%	224	211	133	126	-5%
Toxic Tort	0	0	0%	0	1		1	100%	0	0	0%	0%	0%	0	0	1	0	-100%
UM/UIM Bod Inj	19	29	53%	41	21	-49%	-8	72%	24	8	-67%	30%	11%	488	137	80	70	-13%
Total	1,834	1,970	7%	1,794	1,940	8%	-30	98%	1,113	778	-30%	24%	18%	311	203	4,713	4,434	-6%

CIVIL BACKLOG SUMMARY BY CASETYPE

November 2024

MONMOUTH

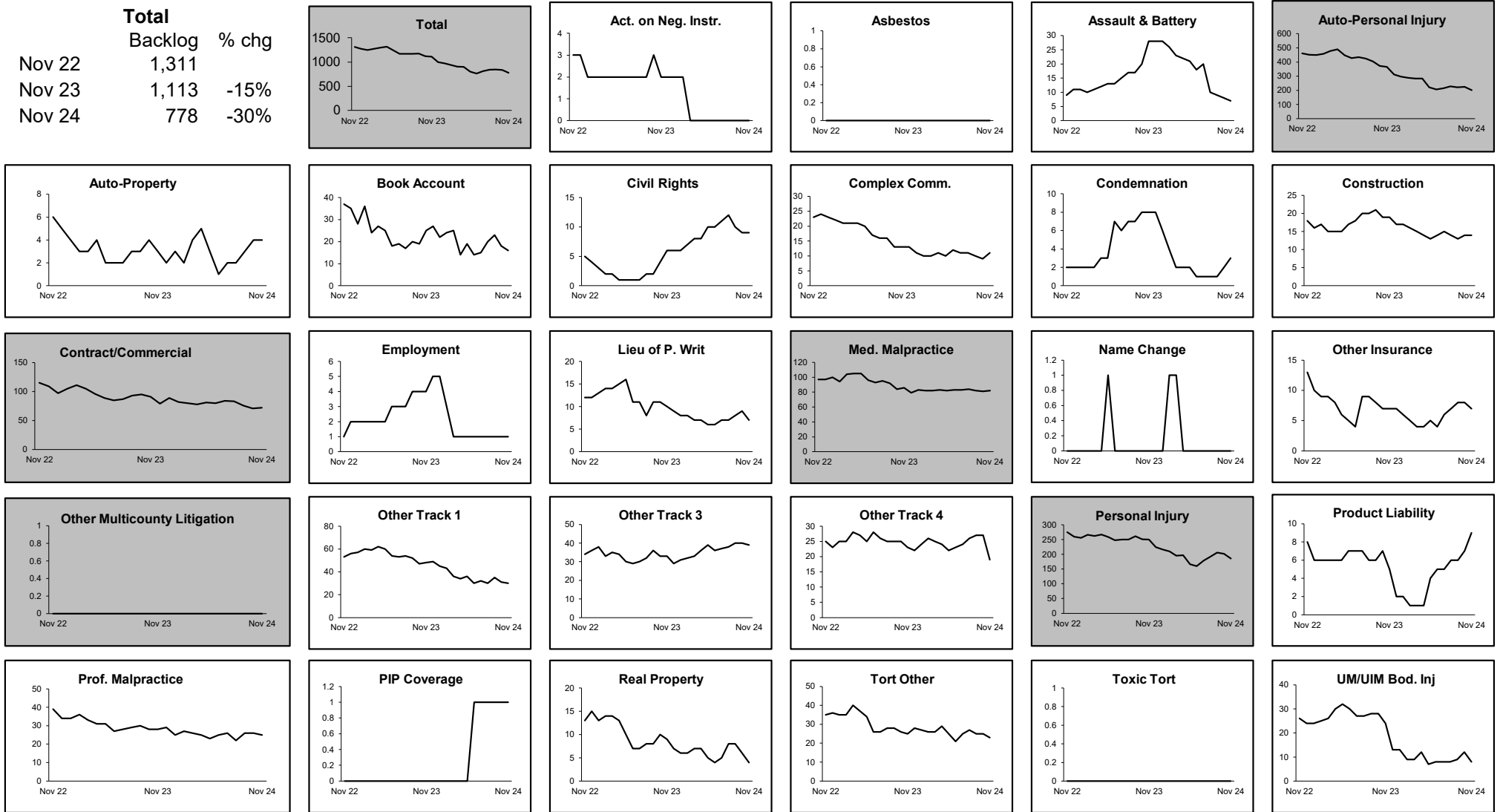
	Cases in Backlog															Total Backlog
	Track 1					Track 2				Track 3			Track 4			
	12 to 18 months	18 to 24 months	24 to 36 months	over 36 months	Total Track 1	18 to 24 months	24 to 36 months	over 36 months	Total Track 2	24 to 36 months	over 36 months	Total Track 3	24 to 36 months	over 36 months	Total Track 4	
Act on Neg Inst	0	0	0	0	0	0	0	0	0	0	0	0	0	0	0	0
Assault & Bat	0	0	0	0	0	0	0	0	0	0	0	0	0	0	0	0
Auto - Pers Inj	0	0	0	0	0	0	0	0	0	1	6	7	0	0	0	7
Auto - Property	0	0	0	0	0	113	60	28	201	0	0	0	0	0	0	201
Book Account	0	0	0	0	0	4	0	0	4	0	0	0	0	0	0	4
Civil Rights	12	3	1	0	16	0	0	0	0	0	0	0	0	0	0	16
Complex Comme	0	0	0	0	0	0	0	0	0	5	4	9	0	0	0	9
Condemnation	0	0	0	0	0	0	0	0	0	0	0	0	4	7	11	11
Construction	0	0	0	0	0	0	0	0	0	3	0	3	0	0	0	3
Contract/Comme	0	0	0	0	0	5	6	3	14	0	0	0	0	0	0	14
Employment	0	0	0	0	0	33	21	18	72	0	0	0	0	0	0	72
Lieu of P. Writ	0	0	0	0	0	1	0	0	1	0	0	0	0	0	0	1
Medical Malprac	0	0	0	0	0	0	0	0	0	0	0	0	4	3	7	7
Name Change	0	0	0	0	0	0	0	0	0	36	46	82	0	0	0	82
Other Insurance	0	0	0	0	0	0	0	0	0	0	0	0	0	0	0	0
Other MCL	3	2	1	1	7	0	0	0	0	0	0	0	0	0	0	7
Other Track 1	0	0	0	0	0	0	0	0	0	0	0	0	0	0	0	0
Other Track 3	11	12	5	2	30	0	0	0	0	0	0	0	0	0	0	30
Other Track 4	0	0	0	0	0	0	0	0	0	22	17	39	0	0	0	39
Personal Injury	0	0	0	0	0	0	0	0	0	0	0	0	10	9	19	19
Prod Liability	0	0	0	0	0	99	60	27	186	0	0	0	0	0	0	186
Prof Malpractic	0	0	0	0	0	0	0	0	0	8	1	9	0	0	0	9
PIP Coverage	0	0	0	0	0	0	0	0	0	12	13	25	0	0	0	25
Real Property	1	0	0	0	1	0	0	0	0	0	0	0	0	0	0	1
Tort Other	2	0	1	1	4	0	0	0	0	0	0	0	0	0	0	4
Toxic Tort	0	0	0	0	0	9	10	4	23	0	0	0	0	0	0	23
#REF!	0	0	0	0	0	0	0	0	0	0	0	0	0	0	0	0
UM/UIM Bod Inj	0	0	0	0	0	3	4	1	8	0	0	0	0	0	0	8
Total	29	17	8	4	58	267	161	81	509	87	87	174	18	19	37	778

**CIVIL RESOLUTION SUMMARY BY CASETYPE
JULY 2024 - NOVEMBER 2024
MONMOUTH**

	Trial			Summary					Total	Percent resolved by						Monthly Resolutions
	Jury	Nonjury	Total	Judgment	Settlement	Default Judgment	Dismiss	Other		Trial	Sum Jud	Settle	Default J	Dismiss	Other	
Act on Neg Inst	0	0	0	0	2	1	0	0	3	0%	0%	67%	33%	0%	0%	
Asbestos	0	0	0	0	0	0	0	0	0	0%	0%	0%	0%	0%	0%	
Assault & Bat	0	0	0	0	7	2	12	0	21	0%	0%	33%	10%	57%	0%	
Auto - Pers Inj	3	0	3	3	428	7	60	13	514	1%	1%	83%	1%	12%	3%	
Auto - Property	0	0	0	0	7	3	7	0	17	0%	0%	41%	18%	41%	0%	
Book Account	0	0	0	7	90	79	88	7	271	0%	3%	33%	29%	32%	3%	
Civil Rights	1	0	1	0	3	0	2	0	6	17%	0%	50%	0%	33%	0%	
Complex Commerc	1	0	1	0	2	0	1	2	6	17%	0%	33%	0%	17%	33%	
Condemnation	0	0	0	0	4	0	0	0	4	0%	0%	100%	0%	0%	0%	
Construction	0	0	0	0	7	1	2	2	12	0%	0%	58%	8%	17%	17%	
Contract/Commer	2	2	4	9	125	60	94	52	344	1%	3%	36%	17%	27%	15%	
Employment	0	0	0	0	3	0	1	1	5	0%	0%	60%	0%	20%	20%	
Lieu of P. Writ	0	1	1	0	5	0	6	3	15	7%	0%	33%	0%	40%	20%	
Medical Malprac	3	0	3	1	22	0	6	5	37	8%	3%	59%	0%	16%	14%	
Name Change	0	0	0	0	0	0	7	84	91	0%	0%	0%	0%	8%	92%	
Other Insurance	0	0	0	0	5	0	4	0	9	0%	0%	56%	0%	44%	0%	
Other MCL	0	0	0	0	0	0	0	0	0	0%	0%	0%	0%	0%	0%	
Other Track 1	0	1	1	1	66	5	44	29	146	1%	1%	45%	3%	30%	20%	
Other Track 3	0	0	0	0	46	0	9	10	65	0%	0%	71%	0%	14%	15%	
Other Track 4	0	0	0	0	7	1	0	3	11	0%	0%	64%	9%	0%	27%	
Personal Injury	0	0	0	4	176	2	28	16	226	0%	2%	78%	1%	12%	7%	
Prod Liability	0	0	0	0	3	0	1	2	6	0%	0%	50%	0%	17%	33%	
Prof Malpractic	0	0	0	2	20	0	2	2	26	0%	8%	77%	0%	8%	8%	
PIP Coverage	0	0	0	0	3	0	2	0	5	0%	0%	60%	0%	40%	0%	
Real Property	0	3	3	0	4	0	4	2	13	23%	0%	31%	0%	31%	15%	
Tort Other	1	0	1	1	38	4	16	5	65	2%	2%	58%	6%	25%	8%	
Toxic Tort	0	0	0	0	0	0	1	0	1	0%	0%	0%	0%	100%	0%	
UM/UIM Bod Inj	0	0	0	0	18	0	2	1	21	0%	0%	86%	0%	10%	5%	
Total	11	7	18	28	1,091	165	399	239	1,940	1%	1%	56%	9%	21%	12%	

**CIVIL BACKLOG BY CASETYPE
NOVEMBER 2024
MONMOUTH**

	Total	Backlog	% chg
Nov 22		1,311	
Nov 23		1,113	-15%
Nov 24		778	-30%



1) Casetypes with the state's largest backlogs are highlighted.

**CIVIL CASELOAD SUMMARY BY CASETYPE
NOVEMBER 2024
MORRIS**

	Filings			Resolutions			Clearance		Backlog			Backlog Percent		Backlog Per 100 Monthly Filings		Active Pending		
	Jul 2023 to Nov 2023	Jul 2024 to Nov 2024	percent change	Jul 2023 to Nov 2023	Jul 2024 to Nov 2024	percent change	Nov 2024		Nov 2023	Nov 2024	percent change	Nov 2023	Nov 2024	Nov 2023	Nov 2024	Nov 2023	Nov 2024	percent change
							number	percent										
Act on Neg Inst	2	5	150%	0	3		-2	60%	0	1		0%	17%	0	120	2	6	200%
Asbestos	0	0	0%	0	0	0%	0	100%	0	0	0%	0%	0%	0	0	0	0	0%
Assault & Bat	3	3	0%	2	4	100%	1	133%	34	58	71%	87%	85%	13,600	6,960	39	68	74%
Auto - Pers Inj	223	229	3%	225	197	-12%	-32	86%	170	127	-25%	26%	19%	410	279	664	668	1%
Auto - Property	12	14	17%	8	11	38%	-3	79%	2	1	-50%	8%	5%	80	41	25	20	-20%
Book Account	169	195	15%	121	151	25%	-44	77%	8	7	-13%	4%	3%	29	19	186	253	36%
Civil Rights	5	5	0%	2	3	50%	-2	60%	6	10	67%	35%	43%	655	1,091	17	23	35%
Complex Comm	14	7	-50%	12	13	8%	6	186%	31	20	-35%	53%	35%	1,163	1,263	58	57	-2%
Condemnation	3	0	-100%	4	3	-25%	3	100%	0	0	0%	0%	0%	0	0	5	2	-60%
Construction	10	8	-20%	16	6	-63%	-2	75%	11	2	-82%	35%	7%	574	100	31	27	-13%
Contract/Comm	179	217	21%	187	204	9%	-13	94%	68	39	-43%	15%	10%	176	98	449	399	-11%
Employment	5	4	-20%	7	4	-43%	0	100%	2	1	-50%	15%	11%	150	92	13	9	-31%
Lieu of P. Writ	13	8	-38%	6	13	117%	5	163%	3	0	-100%	11%	0%	138	0	27	20	-26%
Medical Malprac	22	24	9%	24	25	4%	1	104%	77	60	-22%	50%	41%	1,490	1,500	155	147	-5%
Name Change	58	94	62%	48	81	69%	-13	86%	0	0	0%	0%	0%	0	0	22	44	100%
Other Insurance	10	10	0%	11	6	-45%	-4	60%	3	1	-67%	17%	10%	157	71	18	10	-44%
Other MCL	0	0	0%	0	0	0%	0	100%	0	0	0%	0%	0%	0	0	0	0	0%
Other Track 1	71	78	10%	61	57	-7%	-21	73%	3	1	-67%	4%	1%	22	6	82	95	16%
Other Track 3	42	34	-19%	28	47	68%	13	138%	43	28	-35%	29%	22%	532	405	149	128	-14%
Other Track 4	3	5	67%	3	4	33%	-1	80%	16	9	-44%	53%	45%	3,200	900	30	20	-33%
Personal Injury	135	128	-5%	130	136	5%	8	106%	166	102	-39%	32%	23%	624	403	519	442	-15%
Prod Liability	2	7	250%	5	9	80%	2	129%	13	5	-62%	54%	31%	1,733	400	24	16	-33%
Prof Malpractic	14	9	-36%	8	18	125%	9	200%	25	13	-48%	42%	33%	1,304	780	59	40	-32%
PIP Coverage	22	19	-14%	18	15	-17%	-4	79%	0	1		0%	6%	0	28	19	18	-5%
Real Property	6	4	-33%	5	0	-100%	-4	0%	1	1	0%	17%	10%	86	100	6	10	67%
Tort Other	22	35	59%	31	30	-3%	-5	86%	17	14	-18%	23%	19%	300	205	74	73	-1%
Toxic Tort	0	2		1	0	-100%	-2	0%	0	0	0%	0%	0%	0	0	0	2	
UM/UIM Bod Inj	7	9	29%	9	9	0%	0	100%	8	4	-50%	28%	14%	436	200	29	28	-3%
Total	1,052	1,153	10%	972	1,049	8%	-104	91%	707	505	-29%	26%	19%	349	228	2,702	2,625	-3%

CIVIL BACKLOG SUMMARY BY CASETYPE

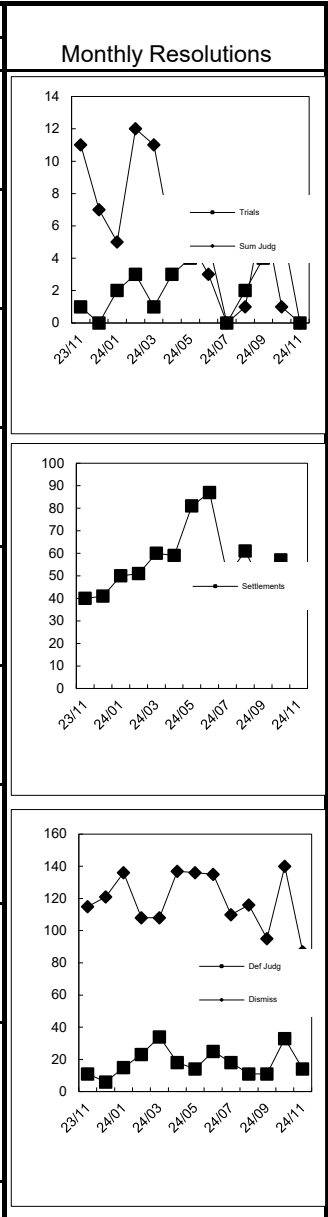
November 2024

MORRIS

	Cases in Backlog															Total Backlog
	Track 1					Track 2				Track 3			Track 4			
	12 to 18 months	18 to 24 months	24 to 36 months	over 36 months	Total Track 1	18 to 24 months	24 to 36 months	over 36 months	Total Track 2	24 to 36 months	over 36 months	Total Track 3	24 to 36 months	over 36 months	Total Track 4	
Act on Neg Inst	1	0	0	0	1	0	0	0	0	0	0	0	0	0	0	1
Assault & Bat	0	0	0	0	0	0	0	0	0	0	0	0	0	0	0	0
Auto - Pers Inj	0	0	0	0	0	0	0	0	0	9	49	58	0	0	0	58
Auto - Property	0	0	0	0	0	77	48	2	127	0	0	0	0	0	0	127
Book Account	0	0	0	0	0	0	1	0	1	0	0	0	0	0	0	1
Civil Rights	7	0	0	0	7	0	0	0	0	0	0	0	0	0	0	7
Complex Comme	0	0	0	0	0	0	0	0	0	4	6	10	0	0	0	10
Condemnation	0	0	0	0	0	0	0	0	0	0	0	0	4	16	20	20
Construction	0	0	0	0	0	0	0	0	0	0	0	0	0	0	0	0
Contract/Comme	0	0	0	0	0	2	0	0	2	0	0	0	0	0	0	2
Employment	0	0	0	0	0	23	16	0	39	0	0	0	0	0	0	39
Lieu of P. Writ	0	0	0	0	0	1	0	0	1	0	0	0	0	0	0	1
Medical Malprac	0	0	0	0	0	0	0	0	0	0	0	0	0	0	0	0
Name Change	0	0	0	0	0	0	0	0	0	22	38	60	0	0	0	60
Other Insurance	0	0	0	0	0	0	0	0	0	0	0	0	0	0	0	0
Other MCL	1	0	0	0	1	0	0	0	0	0	0	0	0	0	0	1
Other Track 1	0	0	0	0	0	0	0	0	0	0	0	0	0	0	0	0
Other Track 3	1	0	0	0	1	0	0	0	0	0	0	0	0	0	0	1
Other Track 4	0	0	0	0	0	0	0	0	0	18	10	28	0	0	0	28
Personal Injury	0	0	0	0	0	0	0	0	0	0	0	0	3	6	9	9
Prod Liability	0	0	0	0	0	51	43	8	102	0	0	0	0	0	0	102
Prof Malpractic	0	0	0	0	0	0	0	0	0	3	2	5	0	0	0	5
PIP Coverage	0	0	0	0	0	0	0	0	0	8	5	13	0	0	0	13
Real Property	1	0	0	0	1	0	0	0	0	0	0	0	0	0	0	1
Tort Other	1	0	0	0	1	0	0	0	0	0	0	0	0	0	0	1
Toxic Tort	0	0	0	0	0	11	2	1	14	0	0	0	0	0	0	14
#REF!	0	0	0	0	0	0	0	0	0	0	0	0	0	0	0	0
UM/UIM Bod Inj	0	0	0	0	0	3	1	0	4	0	0	0	0	0	0	4
Total	12	0	0	0	12	168	111	11	290	64	110	174	7	22	29	505

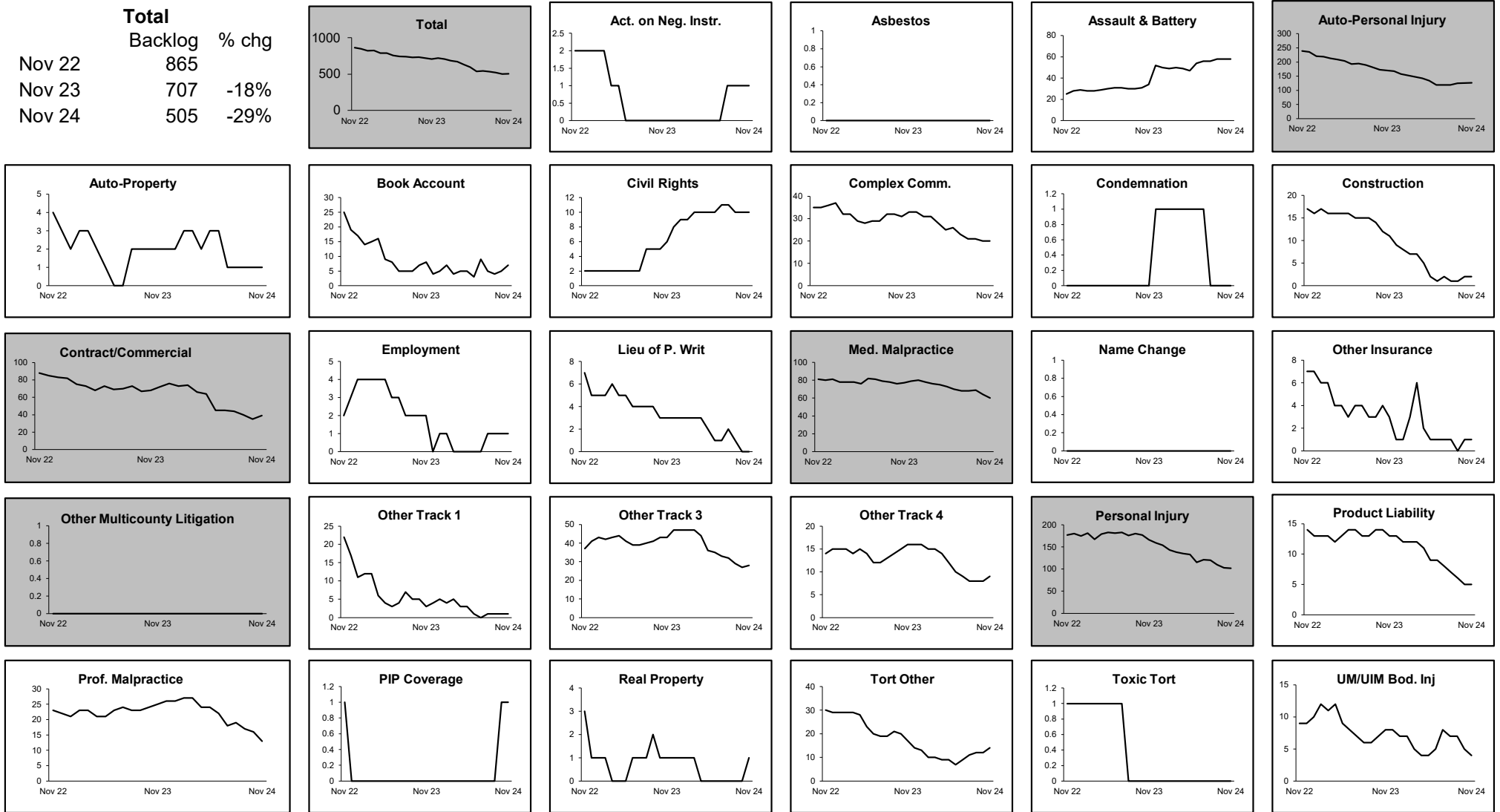
**CIVIL RESOLUTION SUMMARY BY CASETYPE
JULY 2024 - NOVEMBER 2024
MORRIS**

	Trial			Summary					Total	Percent resolved by					
	Jury	Nonjury	Total	Judgment	Settlement	Default Judgment	Dismiss	Other		Trial	Sum Jud	Settle	Default J	Dismiss	Other
Act on Neg Inst	0	0	0	0	0	2	1	0	3	0%	0%	0%	67%	33%	0%
Asbestos	0	0	0	0	0	0	0	0	0	0%	0%	0%	0%	0%	0%
Assault & Bat	0	0	0	0	1	0	3	0	4	0%	0%	25%	0%	75%	0%
Auto - Pers Inj	1	0	1	0	62	0	128	6	197	1%	0%	31%	0%	65%	3%
Auto - Property	0	0	0	0	3	2	5	1	11	0%	0%	27%	18%	45%	9%
Book Account	0	0	0	4	30	47	68	2	151	0%	3%	20%	31%	45%	1%
Civil Rights	0	0	0	0	1	0	1	1	3	0%	0%	33%	0%	33%	33%
Complex Commerc	0	0	0	0	4	0	8	1	13	0%	0%	31%	0%	62%	8%
Condemnation	0	0	0	0	0	0	0	3	3	0%	0%	0%	0%	0%	100%
Construction	0	0	0	0	2	1	2	1	6	0%	0%	33%	17%	33%	17%
Contract/Commer	1	1	2	3	37	31	127	4	204	1%	1%	18%	15%	62%	2%
Employment	0	0	0	0	0	0	3	1	4	0%	0%	0%	0%	75%	25%
Lieu of P. Writ	0	2	2	0	2	0	6	3	13	15%	0%	15%	0%	46%	23%
Medical Malprac	2	0	2	0	17	0	5	1	25	8%	0%	68%	0%	20%	4%
Name Change	0	0	0	0	0	0	3	78	81	0%	0%	0%	0%	4%	96%
Other Insurance	0	0	0	0	0	0	5	1	6	0%	0%	0%	0%	83%	17%
Other MCL	0	0	0	0	0	0	0	0	0	0%	0%	0%	0%	0%	0%
Other Track 1	0	0	0	0	12	2	31	12	57	0%	0%	21%	4%	54%	21%
Other Track 3	2	1	3	1	16	0	24	3	47	6%	2%	34%	0%	51%	6%
Other Track 4	0	0	0	0	4	0	0	0	4	0%	0%	100%	0%	0%	0%
Personal Injury	1	0	1	0	45	1	83	6	136	1%	0%	33%	1%	61%	4%
Prod Liability	0	0	0	0	3	1	3	2	9	0%	0%	33%	11%	33%	22%
Prof Malprac	0	0	0	1	9	0	7	1	18	0%	6%	50%	0%	39%	6%
PIP Coverage	0	0	0	0	3	0	9	3	15	0%	0%	20%	0%	60%	20%
Real Property	0	0	0	0	0	0	0	0	0	0%	0%	0%	0%	0%	0%
Tort Other	0	1	1	0	8	0	20	1	30	3%	0%	27%	0%	67%	3%
Toxic Tort	0	0	0	0	0	0	0	0	0	0%	0%	0%	0%	0%	0%
UM/UIM Bod Inj	0	0	0	0	3	0	6	0	9	0%	0%	33%	0%	67%	0%
Total	7	5	12	9	262	87	548	131	1,049	1%	1%	25%	8%	52%	12%



**CIVIL BACKLOG BY CASETYPE
NOVEMBER 2024
MORRIS**

	Total	Backlog	% chg
Nov 22		865	
Nov 23		707	-18%
Nov 24		505	-29%



1) Casetypes with the state's largest backlogs are highlighted.

**CIVIL CASELOAD SUMMARY BY CASETYPE
NOVEMBER 2024
OCEAN**

	Filings			Resolutions			Clearance		Backlog			Backlog Percent		Backlog Per 100 Monthly Filings		Active Pending		
	Jul 2023 to Nov 2023	Jul 2024 to Nov 2024	percent change	Jul 2023 to Nov 2023	Jul 2024 to Nov 2024	percent change	Nov 2024		Nov 2023	Nov 2024	percent change	Nov 2023	Nov 2024	Nov 2023	Nov 2024	Nov 2023	Nov 2024	percent change
							number	percent										
Act on Neg Inst	1	4	300%	0	2		-2	50%	0	0	0%	0%	0%	0	0	1	7	600%
Asbestos	0	0	0%	0	0	0%	0	100%	0	0	0%	0%	0%	0	0	0	0	0%
Assault & Bat	2	1	-50%	3	5	67%	4	500%	5	3	-40%	29%	25%	1,000	514	17	12	-29%
Auto - Pers Inj	336	377	12%	373	310	-17%	-67	82%	302	269	-11%	27%	24%	425	384	1,139	1,127	-1%
Auto - Property	19	15	-21%	10	17	70%	2	113%	1	1	0%	2%	3%	27	32	42	30	-29%
Book Account	148	251	70%	132	177	34%	-74	71%	11	17	55%	7%	6%	41	40	163	287	76%
Civil Rights	4	5	25%	4	3	-25%	-2	60%	3	5	67%	25%	33%	327	545	12	15	25%
Complex Comm	2	12	500%	5	5	0%	-7	42%	2	1	-50%	22%	6%	218	75	9	16	78%
Condemnation	10	29	190%	19	5	-74%	-24	17%	20	18	-10%	51%	33%	686	568	39	54	38%
Construction	10	11	10%	9	6	-33%	-5	55%	12	12	0%	32%	38%	497	600	38	32	-16%
Contract/Comm	178	219	23%	179	191	7%	-28	87%	32	44	38%	10%	12%	82	104	322	361	12%
Employment	2	6	200%	6	3	-50%	-3	50%	3	4	33%	33%	27%	450	400	9	15	67%
Lieu of P. Writ	13	28	115%	17	20	18%	-8	71%	7	3	-57%	17%	6%	187	62	41	48	17%
Medical Malprac	21	25	19%	18	21	17%	-4	84%	56	51	-9%	40%	39%	1,084	1,093	139	130	-6%
Name Change	61	73	20%	73	88	21%	15	121%	0	0	0%	0%	0%	0	0	30	35	17%
Other Insurance	7	12	71%	6	11	83%	-1	92%	6	5	-17%	32%	25%	480	207	19	20	5%
Other MCL	0	0	0%	0	0	0%	0	100%	0	0	0%	0%	0%	0	0	0	0	0%
Other Track 1	121	126	4%	109	127	17%	1	101%	41	34	-17%	21%	18%	174	136	196	184	-6%
Other Track 3	53	35	-34%	43	29	-33%	-6	83%	26	23	-12%	18%	14%	279	263	147	160	9%
Other Track 4	4	1	-75%	7	5	-29%	4	500%	4	2	-50%	24%	20%	369	343	17	10	-41%
Personal Injury	205	187	-9%	211	196	-7%	9	105%	196	209	7%	27%	28%	486	509	739	744	1%
Prod Liability	4	3	-25%	9	5	-44%	2	167%	7	5	-29%	41%	29%	764	600	17	17	0%
Prof Malpractic	12	14	17%	14	19	36%	5	136%	23	23	0%	31%	29%	863	789	74	78	5%
PIP Coverage	5	2	-60%	3	4	33%	2	200%	1	1	0%	17%	25%	120	240	6	4	-33%
Real Property	7	5	-29%	9	7	-22%	2	140%	7	2	-71%	58%	20%	420	150	12	10	-17%
Tort Other	35	41	17%	32	48	50%	7	117%	20	18	-10%	20%	18%	247	193	101	102	1%
Toxic Tort	0	0	0%	0	0	0%	0	100%	0	0	0%	0%	0%	0	0	0	0	0%
UM/UIM Bod Inj	16	25	56%	19	17	-11%	-8	68%	4	8	100%	8%	14%	87	185	51	56	10%
Total	1,276	1,507	18%	1,310	1,321	1%	-186	88%	789	758	-4%	23%	21%	298	261	3,380	3,554	5%

CIVIL BACKLOG SUMMARY BY CASETYPE

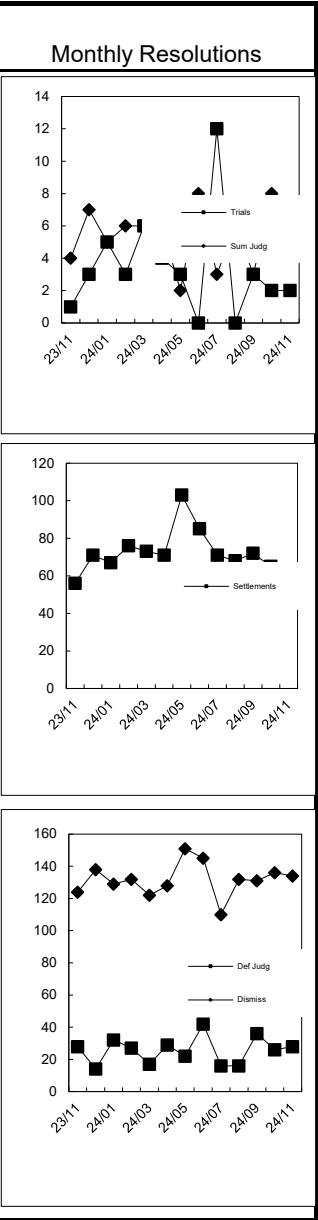
November 2024

OCEAN

	Cases in Backlog															Total Backlog
	Track 1					Track 2				Track 3			Track 4			
	12 to 18 months	18 to 24 months	24 to 36 months	over 36 months	Total Track 1	18 to 24 months	24 to 36 months	over 36 months	Total Track 2	24 to 36 months	over 36 months	Total Track 3	24 to 36 months	over 36 months	Total Track 4	
Act on Neg Inst	0	0	0	0	0	0	0	0	0	0	0	0	0	0	0	0
Assault & Bat	0	0	0	0	0	0	0	0	0	0	0	0	0	0	0	0
Auto - Pers Inj	0	0	0	0	0	0	0	0	0	2	1	3	0	0	0	3
Auto - Property	0	0	0	0	0	145	86	36	267	0	2	2	0	0	0	269
Book Account	0	0	0	0	0	1	0	0	1	0	0	0	0	0	0	1
Civil Rights	16	0	1	0	17	0	0	0	0	0	0	0	0	0	0	17
Complex Comme	0	0	0	0	0	0	0	0	0	3	2	5	0	0	0	5
Condemnation	0	0	0	0	0	0	0	0	0	0	0	0	1	0	1	1
Construction	0	0	0	0	0	0	0	0	0	4	14	18	0	0	0	18
Contract/Comme	0	0	0	0	0	4	5	2	11	0	1	1	0	0	0	12
Employment	0	0	0	0	0	22	14	8	44	0	0	0	0	0	0	44
Lieu of P. Writ	0	0	0	0	0	2	2	0	4	0	0	0	0	0	0	4
Medical Malprac	0	0	0	0	0	0	0	0	0	0	0	0	2	1	3	3
Name Change	0	0	0	0	0	0	0	0	0	27	24	51	0	0	0	51
Other Insurance	0	0	0	0	0	0	0	0	0	0	0	0	0	0	0	0
Other MCL	2	1	2	0	5	0	0	0	0	0	0	0	0	0	0	5
Other Track 1	0	0	0	0	0	0	0	0	0	0	0	0	0	0	0	0
Other Track 3	15	8	8	3	34	0	0	0	0	0	0	0	0	0	0	34
Other Track 4	0	0	0	0	0	0	0	0	0	16	7	23	0	0	0	23
Personal Injury	0	0	0	0	0	0	0	0	0	0	0	0	0	2	2	2
Prod Liability	0	0	0	0	0	107	68	32	207	0	2	2	0	0	0	209
Prof Malpractic	0	0	0	0	0	0	0	0	0	1	4	5	0	0	0	5
PIP Coverage	0	0	0	0	0	1	0	0	1	15	7	22	0	0	0	23
Real Property	0	0	1	0	1	0	0	0	0	0	0	0	0	0	0	1
Tort Other	0	0	2	0	2	0	0	0	0	0	0	0	0	0	0	2
Toxic Tort	1	0	0	0	1	7	7	3	17	0	0	0	0	0	0	18
#REF!	0	0	0	0	0	0	0	0	0	0	0	0	0	0	0	0
UM/UIM Bod Inj	0	0	0	0	0	5	1	2	8	0	0	0	0	0	0	8
Total	34	9	14	3	60	294	183	83	560	68	64	132	3	3	6	758

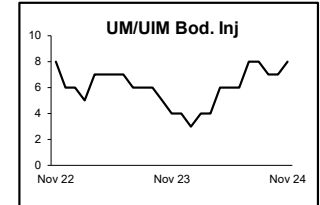
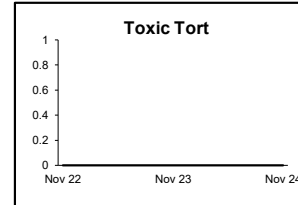
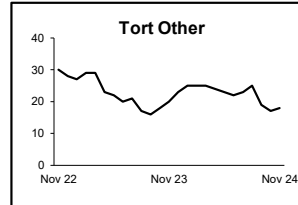
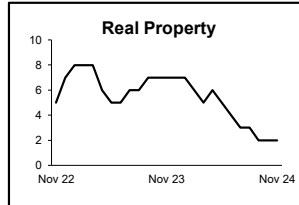
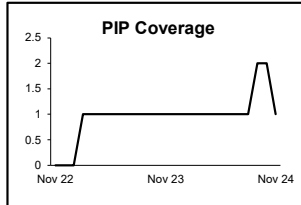
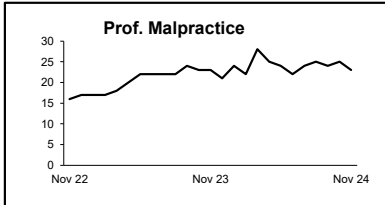
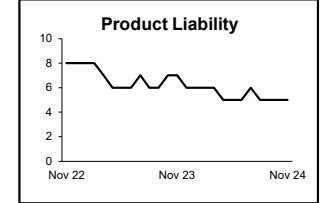
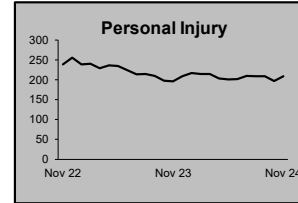
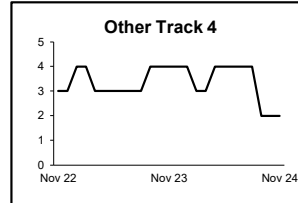
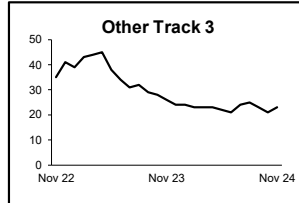
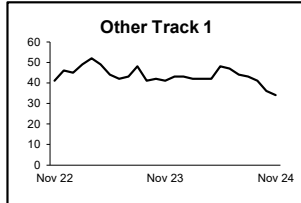
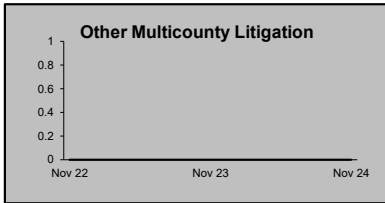
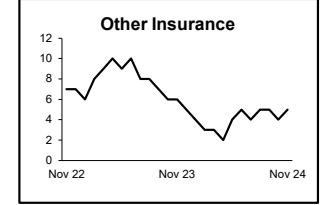
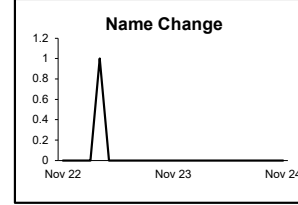
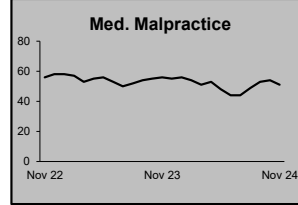
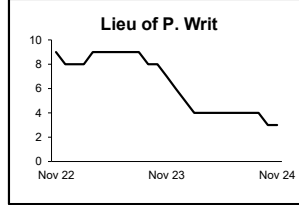
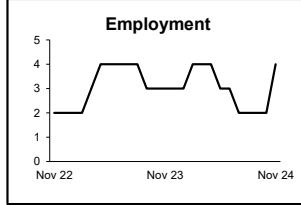
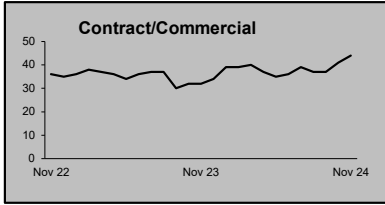
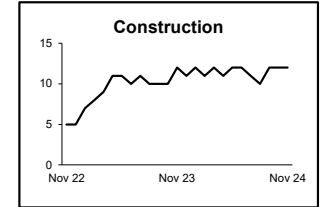
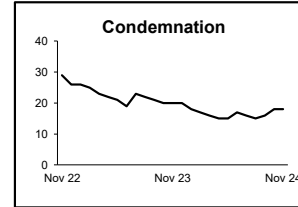
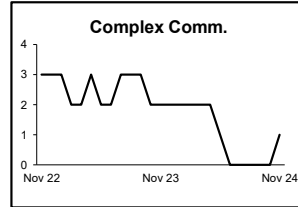
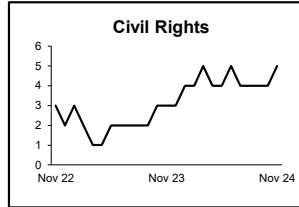
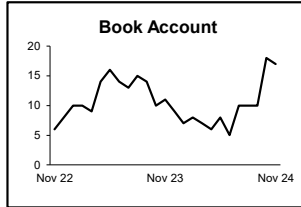
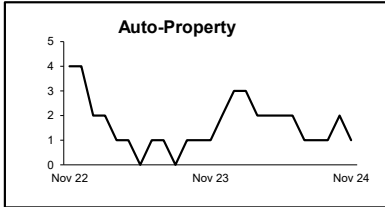
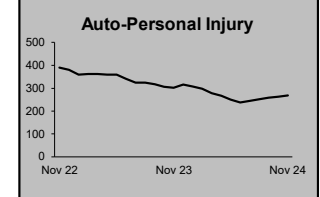
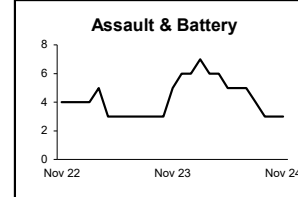
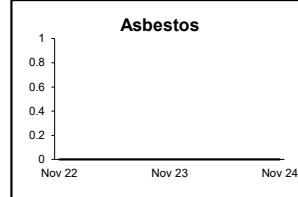
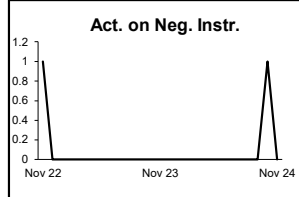
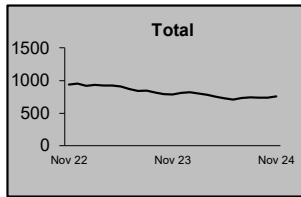
**CIVIL RESOLUTION SUMMARY BY CASETYPE
JULY 2024 - NOVEMBER 2024
OCEAN**

	Trial			Summary					Total	Percent resolved by						Monthly Resolutions
	Jury	Nonjury	Total	Judgment	Settlement	Default Judgment	Dismiss	Other		Trial	Sum Jud	Settle	Default J	Dismiss	Other	
Act on Neg Inst	0	0	0	0	0	0	2	0	2	0%	0%	0%	0%	100%	0%	
Asbestos	0	0	0	0	0	0	0	0	0	0%	0%	0%	0%	0%	0%	
Assault & Bat	0	0	0	0	3	1	1	0	5	0%	0%	60%	20%	20%	0%	
Auto - Pers Inj	4	0	4	2	83	0	207	14	310	1%	1%	27%	0%	67%	5%	
Auto - Property	0	0	0	1	2	4	10	0	17	0%	6%	12%	24%	59%	0%	
Book Account	1	0	1	6	35	63	70	2	177	1%	3%	20%	36%	40%	1%	
Civil Rights	0	0	0	0	0	0	3	0	3	0%	0%	0%	0%	100%	0%	
Complex Commerc	0	0	0	0	1	0	4	0	5	0%	0%	20%	0%	80%	0%	
Condemnation	1	0	1	0	0	0	0	4	5	20%	0%	0%	0%	0%	80%	
Construction	0	0	0	0	5	1	0	0	6	0%	0%	83%	17%	0%	0%	
Contract/Commer	0	0	0	6	36	43	97	9	191	0%	3%	19%	23%	51%	5%	
Employment	0	0	0	0	2	0	0	1	3	0%	0%	67%	0%	0%	33%	
Lieu of P. Writ	0	7	7	3	2	0	6	2	20	35%	15%	10%	0%	30%	10%	
Medical Malprac	1	0	1	1	7	0	11	1	21	5%	5%	33%	0%	52%	5%	
Name Change	0	0	0	0	0	0	8	80	88	0%	0%	0%	0%	9%	91%	
Other Insurance	0	0	0	1	1	1	4	4	11	0%	9%	9%	9%	36%	36%	
Other MCL	0	0	0	0	0	0	0	0	0	0%	0%	0%	0%	0%	0%	
Other Track 1	0	0	0	2	41	3	55	26	127	0%	2%	32%	2%	43%	20%	
Other Track 3	0	0	0	1	8	1	15	4	29	0%	3%	28%	3%	52%	14%	
Other Track 4	0	0	0	0	2	1	2	0	5	0%	0%	40%	20%	40%	0%	
Personal Injury	4	0	4	3	76	0	94	19	196	2%	2%	39%	0%	48%	10%	
Prod Liability	0	0	0	0	3	0	1	1	5	0%	0%	60%	0%	20%	20%	
Prof Malpractic	0	0	0	0	5	1	12	1	19	0%	0%	26%	5%	63%	5%	
PIP Coverage	0	0	0	1	2	0	0	1	4	0%	25%	50%	0%	0%	25%	
Real Property	1	0	1	0	1	0	2	3	7	14%	0%	14%	0%	29%	43%	
Tort Other	0	0	0	0	13	3	29	3	48	0%	0%	27%	6%	60%	6%	
Toxic Tort	0	0	0	0	0	0	0	0	0	0%	0%	0%	0%	0%	0%	
UM/UIM Bod Inj	0	0	0	0	6	0	10	1	17	0%	0%	35%	0%	59%	6%	
Total	12	7	19	27	334	122	643	176	1,321	1%	2%	25%	9%	49%	13%	



**CIVIL BACKLOG BY CASETYPE
NOVEMBER 2024
OCEAN**

	Total	Backlog	% chg
Nov 22		940	
Nov 23		789	-16%
Nov 24		758	-4%



1) Casetypes with the state's largest backlogs are highlighted.

**CIVIL CASELOAD SUMMARY BY CASETYPE
NOVEMBER 2024
PASSAIC**

	Filings			Resolutions			Clearance		Backlog			Backlog Percent		Backlog Per 100 Monthly Filings		Active Pending		
	Jul 2023 to Nov 2023	Jul 2024 to Nov 2024	percent change	Jul 2023 to Nov 2023	Jul 2024 to Nov 2024	percent change	Nov 2024		Nov 2023	Nov 2024	percent change	Nov 2023	Nov 2024	Nov 2023	Nov 2024	Nov 2023	Nov 2024	percent change
							number	percent										
Act on Neg Inst	4	4	0%	4	1	-75%	-3	25%	3	2	-33%	33%	22%	450	300	9	9	0%
Asbestos	0	0	0%	0	0	0%	0	100%	0	0	0%	0%	0%	0	0	0	0	0%
Assault & Bat	2	1	-50%	4	8	100%	7	800%	102	110	8%	84%	92%	20,400	16,500	121	119	-2%
Auto - Pers Inj	688	710	3%	698	697	0%	-13	98%	332	287	-14%	18%	15%	248	201	1,815	1,883	4%
Auto - Property	38	30	-21%	21	30	43%	0	100%	1	2	100%	2%	3%	18	32	54	58	7%
Book Account	186	294	58%	133	138	4%	-156	47%	23	26	13%	10%	7%	72	56	238	390	64%
Civil Rights	12	4	-67%	7	3	-57%	-1	75%	11	12	9%	30%	44%	660	1,440	37	27	-27%
Complex Comm	7	4	-43%	4	11	175%	7	275%	6	10	67%	29%	45%	514	706	21	22	5%
Condemnation	2	2	0%	0	4		2	200%	1	0	-100%	20%	0%	300	0	5	5	0%
Construction	6	8	33%	3	10	233%	2	125%	10	4	-60%	45%	21%	1,200	282	22	19	-14%
Contract/Comm	172	164	-5%	151	198	31%	34	121%	79	60	-24%	21%	16%	227	168	380	372	-2%
Employment	7	9	29%	4	9	125%	0	100%	5	6	20%	26%	30%	375	400	19	20	5%
Lieu of P. Writ	10	8	-20%	16	15	-6%	7	188%	2	2	0%	13%	9%	77	80	16	23	44%
Medical Malprac	6	27	350%	19	26	37%	-1	96%	35	31	-11%	50%	32%	1,500	620	70	96	37%
Name Change	65	49	-25%	73	43	-41%	-6	88%	0	0	0%	0%	0%	0	0	28	42	50%
Other Insurance	8	10	25%	8	14	75%	4	140%	3	0	-100%	19%	0%	171	0	16	15	-6%
Other MCL	0	0	0%	0	0	0%	0	100%	0	0	0%	0%	0%	0	0	0	0	0%
Other Track 1	71	72	1%	57	85	49%	13	118%	33	16	-52%	26%	15%	243	112	125	106	-15%
Other Track 3	28	35	25%	31	43	39%	8	123%	33	33	0%	23%	24%	413	426	141	139	-1%
Other Track 4	2	4	100%	7	6	-14%	2	150%	11	12	9%	65%	63%	2,200	1,309	17	19	12%
Personal Injury	244	212	-13%	221	239	8%	27	113%	186	185	-1%	24%	25%	384	439	788	745	-5%
Prod Liability	1	3	200%	6	3	-50%	0	100%	5	6	20%	28%	33%	545	1,029	18	18	0%
Prof Malpractic	7	5	-29%	8	9	13%	4	180%	18	11	-39%	43%	33%	1,271	1,100	42	33	-21%
PIP Coverage	2	5	150%	4	5	25%	0	100%	4	0	-100%	67%	0%	533	0	6	5	-17%
Real Property	11	10	-9%	9	8	-11%	-2	80%	4	4	0%	33%	29%	240	282	12	14	17%
Tort Other	29	33	14%	28	45	61%	12	136%	25	16	-36%	28%	22%	395	237	88	74	-16%
Toxic Tort	0	0	0%	0	0	0%	0	100%	0	1		0%	100%	0		1	1	0%
UM/UIM Bod Inj	29	43	48%	36	37	3%	-6	86%	20	18	-10%	25%	19%	293	235	81	96	19%
Total	1,637	1,746	7%	1,552	1,687	9%	-59	97%	952	854	-10%	23%	20%	298	250	4,170	4,350	4%

CIVIL BACKLOG SUMMARY BY CASETYPE

November 2024

PASSAIC

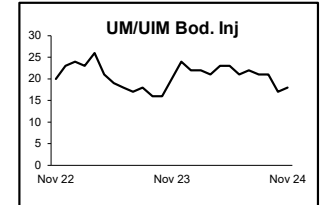
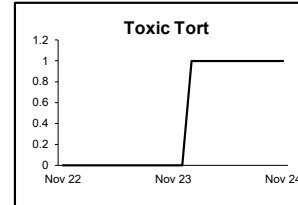
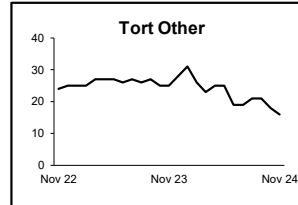
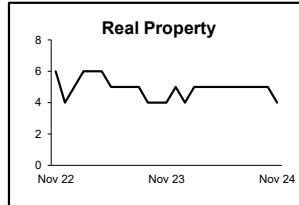
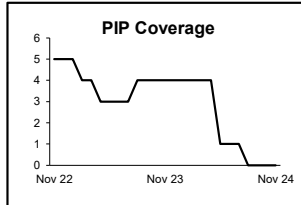
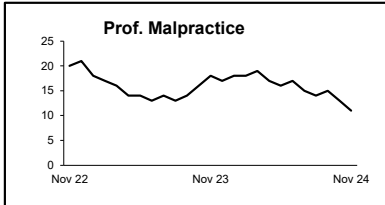
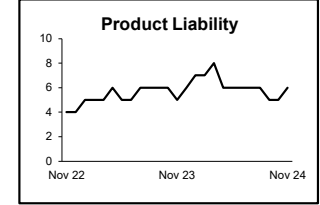
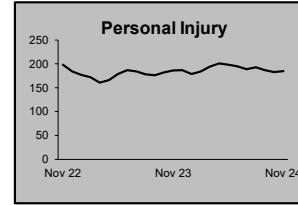
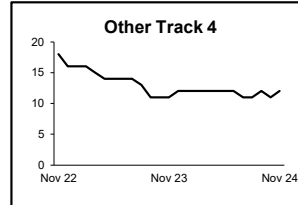
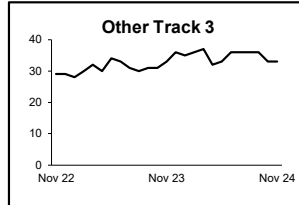
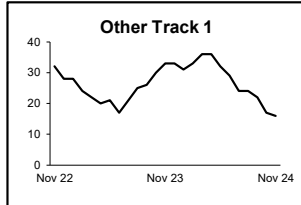
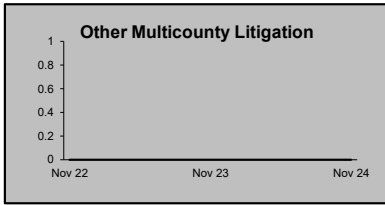
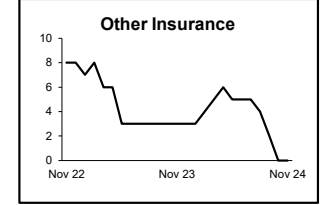
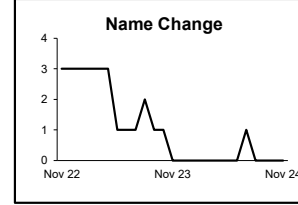
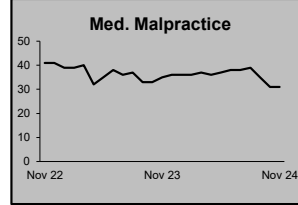
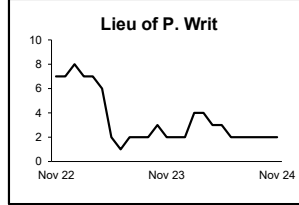
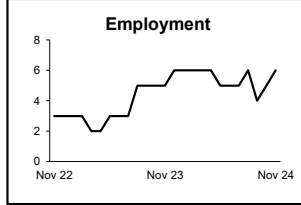
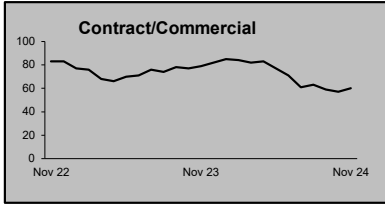
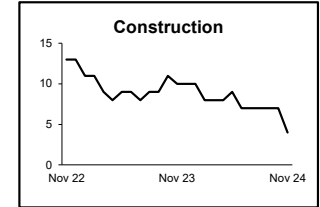
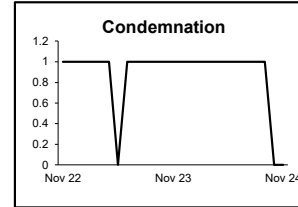
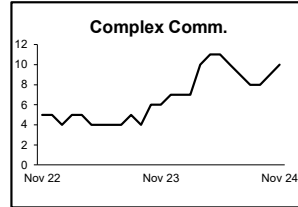
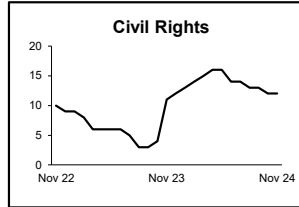
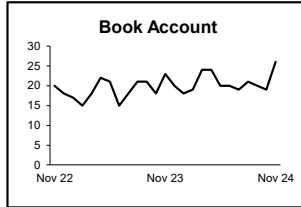
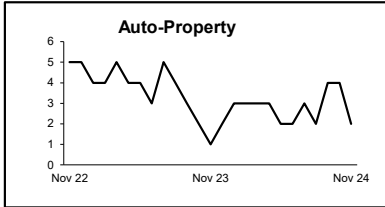
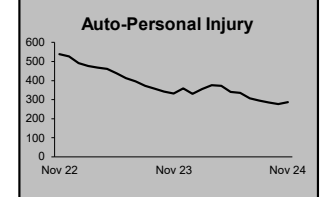
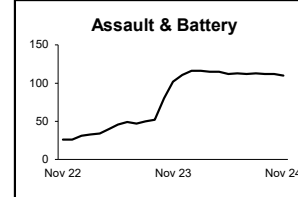
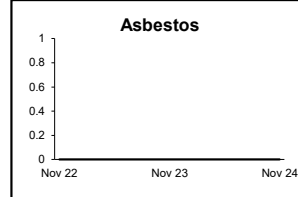
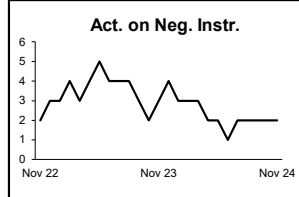
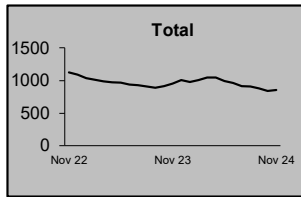
	Cases in Backlog															Total Backlog
	Track 1					Track 2				Track 3			Track 4			
	12 to 18 months	18 to 24 months	24 to 36 months	over 36 months	Total Track 1	18 to 24 months	24 to 36 months	over 36 months	Total Track 2	24 to 36 months	over 36 months	Total Track 3	24 to 36 months	over 36 months	Total Track 4	
Act on Neg Inst	1	0	0	1	2	0	0	0	0	0	0	0	0	0	0	2
Assault & Bat	0	0	0	0	0	0	0	0	0	0	0	0	0	0	0	0
Auto - Pers Inj	0	0	0	0	0	0	0	0	0	8	102	110	0	0	0	110
Auto - Property	0	0	0	0	0	174	78	35	287	0	0	0	0	0	0	287
Book Account	0	0	0	0	0	2	0	0	2	0	0	0	0	0	0	2
Civil Rights	15	4	6	1	26	0	0	0	0	0	0	0	0	0	0	26
Complex Comme	0	0	0	0	0	0	0	0	0	4	8	12	0	0	0	12
Condemnation	0	0	0	0	0	0	0	0	0	0	0	0	7	3	10	10
Construction	0	0	0	0	0	0	0	0	0	0	0	0	0	0	0	0
Contract/Comme	0	0	0	0	0	0	2	2	4	0	0	0	0	0	0	4
Employment	0	0	0	0	0	28	17	15	60	0	0	0	0	0	0	60
Lieu of P. Writ	0	0	0	0	0	3	1	2	6	0	0	0	0	0	0	6
Medical Malprac	0	0	0	0	0	0	0	0	0	0	0	0	0	2	2	2
Name Change	0	0	0	0	0	0	0	0	0	10	21	31	0	0	0	31
Other Insurance	0	0	0	0	0	0	0	0	0	0	0	0	0	0	0	0
Other MCL	0	0	0	0	0	0	0	0	0	0	0	0	0	0	0	0
Other Track 1	0	0	0	0	0	0	0	0	0	0	0	0	0	0	0	0
Other Track 3	7	5	2	1	15	0	0	0	0	1	0	1	0	0	0	16
Other Track 4	0	0	0	0	0	0	0	0	0	24	9	33	0	0	0	33
Personal Injury	0	0	0	0	0	0	0	0	0	0	0	0	1	11	12	12
Prod Liability	0	0	0	0	0	108	64	13	185	0	0	0	0	0	0	185
Prof Malpractic	0	0	0	0	0	0	0	0	0	5	1	6	0	0	0	6
PIP Coverage	0	0	0	0	0	0	0	0	0	2	9	11	0	0	0	11
Real Property	0	0	0	0	0	0	0	0	0	0	0	0	0	0	0	0
Tort Other	2	1	0	1	4	0	0	0	0	0	0	0	0	0	0	4
Toxic Tort	0	0	0	0	0	7	7	2	16	0	0	0	0	0	0	16
#REF!	0	0	0	0	0	0	0	0	0	1	0	1	0	0	0	1
UM/UIM Bod Inj	0	0	0	0	0	9	5	4	18	0	0	0	0	0	0	18
Total	25	10	8	4	47	331	174	73	578	55	150	205	8	16	24	854

**CIVIL RESOLUTION SUMMARY BY CASETYPE
JULY 2024 - NOVEMBER 2024
PASSAIC**

	Trial			Summary					Total	Percent resolved by						Monthly Resolutions
	Jury	Nonjury	Total	Judgment	Settlement	Default Judgment	Dismiss	Other		Trial	Sum Jud	Settle	Default J	Dismiss	Other	
Act on Neg Inst	0	0	0	0	0	0	0	1	1	0%	0%	0%	0%	0%	100%	
Asbestos	0	0	0	0	0	0	0	0	0	0%	0%	0%	0%	0%	0%	
Assault & Bat	0	0	0	0	2	0	5	1	8	0%	0%	25%	0%	63%	13%	
Auto - Pers Inj	4	0	4	4	180	3	491	15	697	1%	1%	26%	0%	70%	2%	
Auto - Property	0	0	0	0	5	5	18	2	30	0%	0%	17%	17%	60%	7%	
Book Account	0	0	0	5	29	28	75	1	138	0%	4%	21%	20%	54%	1%	
Civil Rights	0	0	0	0	0	0	3	0	3	0%	0%	0%	0%	100%	0%	
Complex Commerc	0	0	0	0	4	0	6	1	11	0%	0%	36%	0%	55%	9%	
Condemnation	0	0	0	0	1	0	3	0	4	0%	0%	25%	0%	75%	0%	
Construction	0	0	0	0	1	1	8	0	10	0%	0%	10%	10%	80%	0%	
Contract/Commer	2	0	2	8	39	22	124	3	198	1%	4%	20%	11%	63%	2%	
Employment	0	0	0	0	3	0	5	1	9	0%	0%	33%	0%	56%	11%	
Lieu of P. Writ	0	0	0	1	0	0	14	0	15	0%	7%	0%	0%	93%	0%	
Medical Malprac	0	0	0	0	13	0	13	0	26	0%	0%	50%	0%	50%	0%	
Name Change	0	0	0	0	0	0	3	40	43	0%	0%	0%	0%	7%	93%	
Other Insurance	0	0	0	1	2	0	9	2	14	0%	7%	14%	0%	64%	14%	
Other MCL	0	0	0	0	0	0	0	0	0	0%	0%	0%	0%	0%	0%	
Other Track 1	0	1	1	3	12	7	55	7	85	1%	4%	14%	8%	65%	8%	
Other Track 3	0	0	0	0	12	0	27	4	43	0%	0%	28%	0%	63%	9%	
Other Track 4	0	0	0	2	0	1	3	0	6	0%	33%	0%	17%	50%	0%	
Personal Injury	3	0	3	3	83	1	141	8	239	1%	1%	35%	0%	59%	3%	
Prod Liability	0	0	0	0	2	0	1	0	3	0%	0%	67%	0%	33%	0%	
Prof Malpractic	0	0	0	0	4	0	5	0	9	0%	0%	44%	0%	56%	0%	
PIP Coverage	0	0	0	0	2	0	3	0	5	0%	0%	40%	0%	60%	0%	
Real Property	0	0	0	1	1	1	5	0	8	0%	13%	13%	13%	63%	0%	
Tort Other	0	0	0	1	11	2	30	1	45	0%	2%	24%	4%	67%	2%	
Toxic Tort	0	0	0	0	0	0	0	0	0	0%	0%	0%	0%	0%	0%	
UM/UIM Bod Inj	1	0	1	0	6	1	27	2	37	3%	0%	16%	3%	73%	5%	
Total	10	1	11	29	412	72	1,074	89	1,687	1%	2%	24%	4%	64%	5%	

**CIVIL BACKLOG BY CASETYPE
NOVEMBER 2024
PASSAIC**

	Total Backlog	% chg
Nov 22	1,122	
Nov 23	952	-15%
Nov 24	854	-10%



1) Casetypes with the state's largest backlogs are highlighted.

**CIVIL CASELOAD SUMMARY BY CASETYPE
NOVEMBER 2024
SALEM**

	Filings			Resolutions			Clearance		Backlog			Backlog Percent		Backlog Per 100 Monthly Filings		Active Pending		
	Jul 2023 to Nov 2023	Jul 2024 to Nov 2024	percent change	Jul 2023 to Nov 2023	Jul 2024 to Nov 2024	percent change	Nov 2024		Nov 2023	Nov 2024	percent change	Nov 2023	Nov 2024	Nov 2023	Nov 2024	Nov 2023	Nov 2024	percent change
							number	percent										
Act on Neg Inst	0	0	0%	0	0	0%	0	100%	0	0	0%	0%	0%	0	0	0	0	0%
Asbestos	0	0	0%	0	0	0%	0	100%	0	0	0%	0%	0%	0	0	0	0	0%
Assault & Bat	0	0	0%	0	0	0%	0	100%	0	1		0%	100%	0		0	1	
Auto - Pers Inj	17	30	76%	11	17	55%	-13	57%	17	8	-53%	31%	13%	464	157	54	63	17%
Auto - Property	2	1	-50%	1	2	100%	1	200%	0	0	0%	0%	0%	0	0	3	4	33%
Book Account	8	31	288%	12	19	58%	-12	61%	2	2	0%	13%	6%	80	46	16	33	106%
Civil Rights	3	0	-100%	0	3		3	100%	1	2	100%	17%	67%	400	1,200	6	3	-50%
Complex Comm	0	1		0	0	0%	-1	0%	0	0	0%	0%	0%	0	0	0	1	
Condemnation	0	0	0%	0	0	0%	0	100%	0	0	0%	0%	0%	0	0	0	0	0%
Construction	0	2		2	0	-100%	-2	0%	0	0	0%	0%	0%	0	0	0	2	
Contract/Comm	13	18	38%	10	20	100%	2	111%	1	3	200%	4%	8%	32	69	28	37	32%
Employment	1	0	-100%	0	0	0%	0	100%	0	0	0%	0%	0%	0	0	1	2	100%
Lieu of P. Writ	4	2	-50%	3	7	133%	5	350%	0	0	0%	0%	0%	0	0	6	3	-50%
Medical Malprac	0	1		1	0	-100%	-1	0%	0	2		0%	40%	0	800	2	5	150%
Name Change	5	9	80%	6	10	67%	1	111%	0	0	0%	0%	0%	0	0	3	4	33%
Other Insurance	0	0	0%	1	0	-100%	0	100%	1	0	-100%	100%	0%	1,200	0	1	1	0%
Other MCL	0	0	0%	0	0	0%	0	100%	0	0	0%	0%	0%	0	0	0	0	0%
Other Track 1	11	14	27%	8	9	13%	-5	64%	2	1	-50%	15%	7%	96	38	13	14	8%
Other Track 3	2	2	0%	7	4	-43%	2	200%	2	0	-100%	18%	0%	240	0	11	4	-64%
Other Track 4	0	0	0%	0	0	0%	0	100%	2	2	0%	67%	50%	2,400	1,200	3	4	33%
Personal Injury	16	12	-25%	10	12	20%	0	100%	12	8	-33%	29%	19%	465	310	41	42	2%
Prod Liability	4	1	-75%	1	0	-100%	-1	0%	0	0	0%	0%	0%	0	0	4	1	-75%
Prof Malpractic	3	0	-100%	1	1	0%	1	100%	2	3	50%	33%	75%	600	3,600	6	4	-33%
PIP Coverage	0	0	0%	2	0	-100%	0	100%	0	0	0%	0%	0%	0	0	0	0	0%
Real Property	0	1		1	1	0%	0	100%	0	1		0%	33%	0	400	1	3	200%
Tort Other	2	4	100%	4	3	-25%	-1	75%	2	3	50%	29%	43%	480	514	7	7	0%
Toxic Tort	0	0	0%	0	0	0%	0	100%	0	0	0%	0%	0%	0	0	0	0	0%
UM/UIM Bod Inj	1	2	100%	5	3	-40%	1	150%	0	1		0%	33%	0	300	5	3	-40%
Total	92	131	42%	86	111	29%	-20	85%	44	37	-16%	21%	15%	215	148	211	241	14%

CIVIL BACKLOG SUMMARY BY CASETYPE

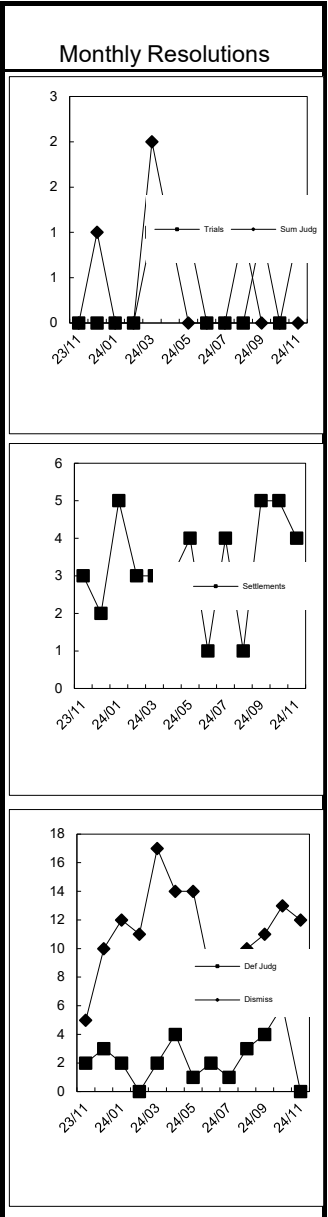
November 2024

SALEM

	Cases in Backlog															Total Backlog
	Track 1					Track 2				Track 3			Track 4			
	12 to 18 months	18 to 24 months	24 to 36 months	over 36 months	Total Track 1	18 to 24 months	24 to 36 months	over 36 months	Total Track 2	24 to 36 months	over 36 months	Total Track 3	24 to 36 months	over 36 months	Total Track 4	
Act on Neg Inst	0	0	0	0	0	0	0	0	0	0	0	0	0	0	0	0
Assault & Bat	0	0	0	0	0	0	0	0	0	0	0	0	0	0	0	0
Auto - Pers Inj	0	0	0	0	0	0	0	0	0	0	1	1	0	0	0	0
Auto - Property	0	0	0	0	0	6	1	1	8	0	0	0	0	0	0	0
Book Account	0	0	0	0	0	0	0	0	0	0	0	0	0	0	0	0
Civil Rights	1	1	0	0	2	0	0	0	0	0	0	0	0	0	0	0
Complex Comme	0	0	0	0	0	0	0	0	0	1	1	2	0	0	0	0
Condemnation	0	0	0	0	0	0	0	0	0	0	0	0	0	0	0	0
Construction	0	0	0	0	0	0	0	0	0	0	0	0	0	0	0	0
Contract/Comme	0	0	0	0	0	0	0	0	0	0	0	0	0	0	0	0
Employment	0	0	0	0	0	3	0	0	3	0	0	0	0	0	0	0
Lieu of P. Writ	0	0	0	0	0	0	0	0	0	0	0	0	0	0	0	0
Medical Malprac	0	0	0	0	0	0	0	0	0	0	0	0	0	0	0	0
Name Change	0	0	0	0	0	0	0	0	0	2	0	2	0	0	0	0
Other Insurance	0	0	0	0	0	0	0	0	0	0	0	0	0	0	0	0
Other MCL	0	0	0	0	0	0	0	0	0	0	0	0	0	0	0	0
Other Track 1	0	0	0	0	0	0	0	0	0	0	0	0	0	0	0	0
Other Track 3	0	0	1	0	1	0	0	0	0	0	0	0	0	0	0	0
Other Track 4	0	0	0	0	0	0	0	0	0	0	0	0	0	0	0	0
Personal Injury	0	0	0	0	0	0	0	0	0	0	0	0	0	2	2	2
Prod Liability	0	0	0	0	0	3	3	2	8	0	0	0	0	0	0	0
Prof Malpractic	0	0	0	0	0	0	0	0	0	0	0	0	0	0	0	0
PIP Coverage	0	0	0	0	0	0	0	0	0	1	2	3	0	0	0	0
Real Property	0	0	0	0	0	0	0	0	0	0	0	0	0	0	0	0
Tort Other	0	0	0	1	1	0	0	0	0	0	0	0	0	0	0	0
Toxic Tort	0	0	0	0	0	1	2	0	3	0	0	0	0	0	0	0
#REF!	0	0	0	0	0	0	0	0	0	0	0	0	0	0	0	0
UM/UIM Bod Inj	0	0	0	0	0	1	0	0	1	0	0	0	0	0	0	0
Total	1	1	1	1	4	14	6	3	23	4	4	8	0	2	2	37

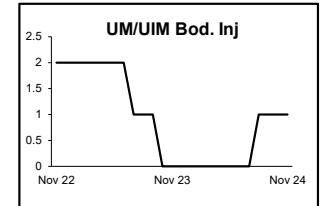
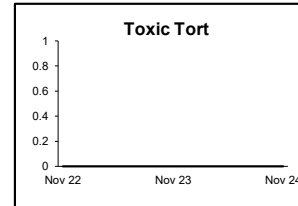
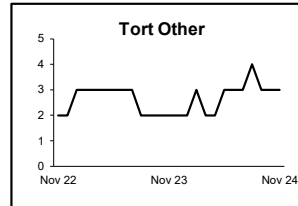
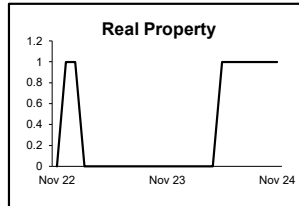
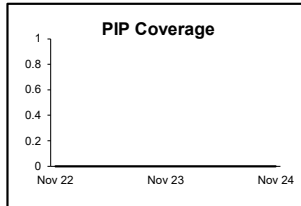
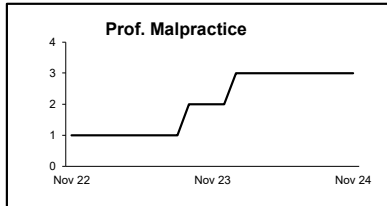
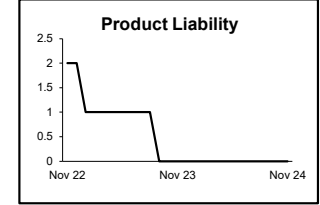
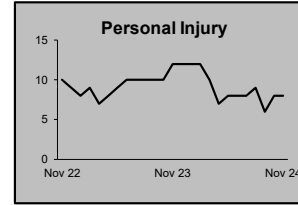
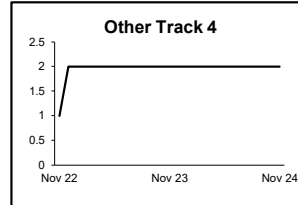
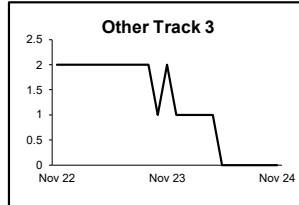
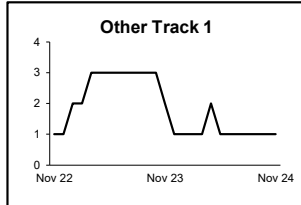
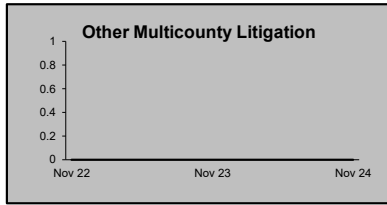
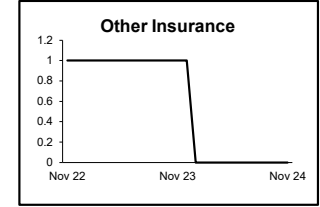

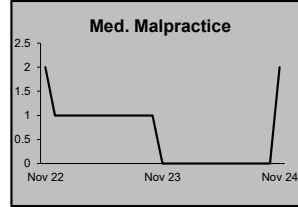
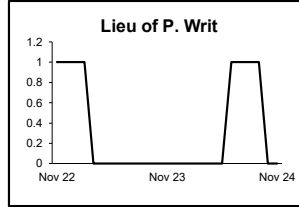
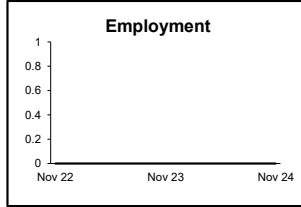
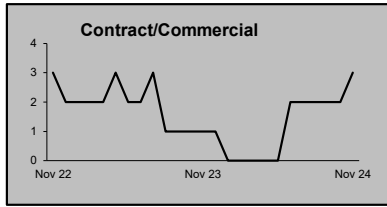
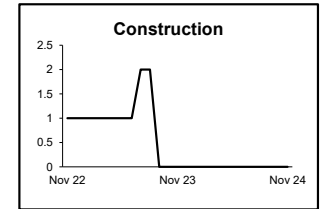
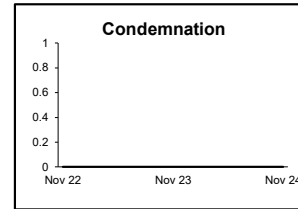
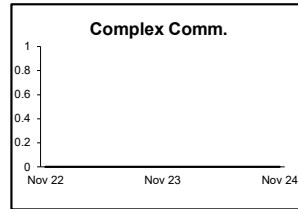
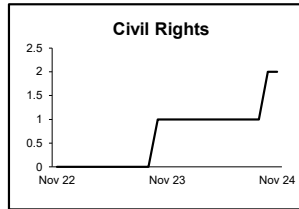
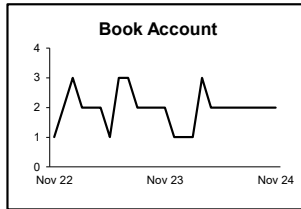
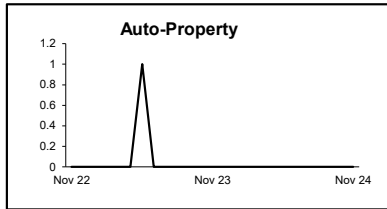
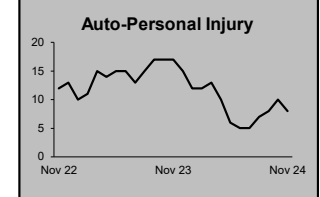
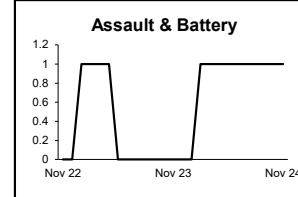
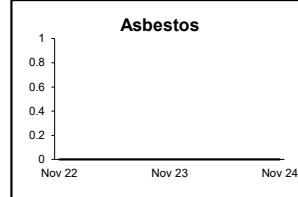

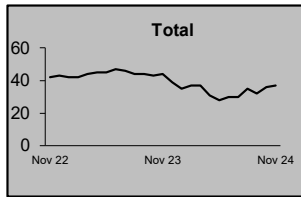
**CIVIL RESOLUTION SUMMARY BY CASETYPE
JULY 2024 - NOVEMBER 2024
SALEM**

	Trial			Summary					Total	Percent resolved by						Monthly Resolutions
	Jury	Nonjury	Total	Judgment	Settlement	Default Judgment	Dismiss	Other		Trial	Sum Jud	Settle	Default J	Dismiss	Other	
Act on Neg Inst	0	0	0	0	0	0	0	0	0	0%	0%	0%	0%	0%	0%	
Asbestos	0	0	0	0	0	0	0	0	0	0%	0%	0%	0%	0%	0%	
Assault & Bat	0	0	0	0	0	0	0	0	0	0%	0%	0%	0%	0%	0%	
Auto - Pers Inj	0	0	0	0	6	0	11	0	17	0%	0%	35%	0%	65%	0%	
Auto - Property	0	0	0	0	0	0	1	1	2	0%	0%	0%	0%	50%	50%	
Book Account	1	0	1	0	4	8	5	1	19	5%	0%	21%	42%	26%	5%	
Civil Rights	0	0	0	0	0	0	2	1	3	0%	0%	0%	0%	67%	33%	
Complex Commerc	0	0	0	0	0	0	0	0	0	0%	0%	0%	0%	0%	0%	
Condemnation	0	0	0	0	0	0	0	0	0	0%	0%	0%	0%	0%	0%	
Construction	0	0	0	0	0	0	0	0	0	0%	0%	0%	0%	0%	0%	
Contract/Commer	0	0	0	0	1	6	13	0	20	0%	0%	5%	30%	65%	0%	
Employment	0	0	0	0	0	0	0	0	0	0%	0%	0%	0%	0%	0%	
Lieu of P. Writ	0	0	0	1	0	0	5	1	7	0%	14%	0%	0%	71%	14%	
Medical Malprac	0	0	0	0	0	0	0	0	0	0%	0%	0%	0%	0%	0%	
Name Change	0	0	0	0	0	0	0	10	10	0%	0%	0%	0%	0%	100%	
Other Insurance	0	0	0	0	0	0	0	0	0	0%	0%	0%	0%	0%	0%	
Other MCL	0	0	0	0	0	0	0	0	0	0%	0%	0%	0%	0%	0%	
Other Track 1	0	0	0	0	1	0	5	3	9	0%	0%	11%	0%	56%	33%	
Other Track 3	0	0	0	0	2	0	2	0	4	0%	0%	50%	0%	50%	0%	
Other Track 4	0	0	0	0	0	0	0	0	0	0%	0%	0%	0%	0%	0%	
Personal Injury	0	0	0	0	4	0	5	3	12	0%	0%	33%	0%	42%	25%	
Prod Liability	0	0	0	0	0	0	0	0	0	0%	0%	0%	0%	0%	0%	
Prof Malpractic	0	0	0	0	0	0	0	1	1	0%	0%	0%	0%	0%	100%	
PIP Coverage	0	0	0	0	0	0	0	0	0	0%	0%	0%	0%	0%	0%	
Real Property	0	0	0	0	0	0	1	0	1	0%	0%	0%	0%	100%	0%	
Tort Other	1	0	1	0	0	0	1	1	3	33%	0%	0%	0%	33%	33%	
Toxic Tort	0	0	0	0	0	0	0	0	0	0%	0%	0%	0%	0%	0%	
UM/UIM Bod Inj	0	0	0	0	1	0	2	0	3	0%	0%	33%	0%	67%	0%	
Total	2	0	2	1	19	14	53	22	111	2%	1%	17%	13%	48%	20%	



**CIVIL BACKLOG BY CASETYPE
NOVEMBER 2024
SALEM**

	Total Backlog	% chg
Nov 22	42	
Nov 23	44	5%
Nov 24	37	-16%



1) Casetypes with the state's largest backlogs are highlighted.

CIVIL BACKLOG SUMMARY BY CASETYPE

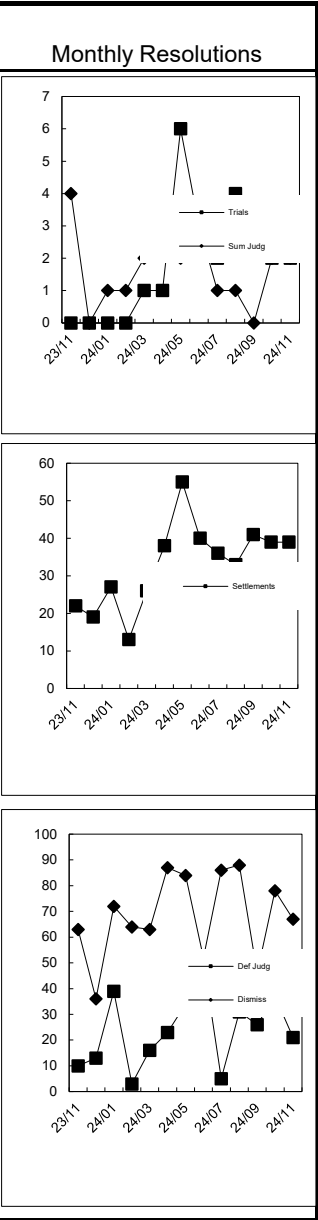
November 2024

SOMERSET

	Cases in Backlog															Total Backlog
	Track 1					Track 2				Track 3			Track 4			
	12 to 18 months	18 to 24 months	24 to 36 months	over 36 months	Total Track 1	18 to 24 months	24 to 36 months	over 36 months	Total Track 2	24 to 36 months	over 36 months	Total Track 3	24 to 36 months	over 36 months	Total Track 4	
Act on Neg Inst	1	0	0	0	1	0	0	0	0	0	0	0	0	0	0	1
Assault & Bat	0	0	0	0	0	0	0	0	0	0	0	0	0	0	0	0
Auto - Pers Inj	0	0	0	0	0	0	0	0	0	1	5	6	0	0	0	6
Auto - Property	0	0	0	0	0	59	47	29	135	0	0	0	0	0	0	135
Book Account	0	0	0	0	0	2	1	1	4	0	0	0	0	0	0	4
Civil Rights	4	0	0	0	4	0	0	0	0	0	0	0	0	0	0	4
Complex Comme	0	0	0	0	0	0	0	0	0	3	6	9	0	0	0	9
Condemnation	0	0	0	0	0	0	0	0	0	0	0	0	2	7	9	9
Construction	0	0	0	0	0	0	0	0	0	0	0	0	0	0	0	0
Contract/Comme	0	0	0	0	0	1	0	2	3	0	0	0	0	0	0	3
Employment	0	0	0	0	0	24	27	20	71	0	0	0	0	0	0	71
Lieu of P. Writ	0	0	0	0	0	0	2	2	4	0	0	0	0	0	0	4
Medical Malprac	0	0	0	0	0	0	0	0	0	0	0	0	11	3	14	14
Name Change	0	0	0	0	0	0	0	0	0	6	24	30	0	0	0	30
Other Insurance	0	0	0	0	0	0	0	0	0	0	0	0	0	0	0	0
Other MCL	2	1	1	0	4	0	0	0	0	0	0	0	0	0	0	4
Other Track 1	0	0	0	0	0	0	0	0	0	0	0	0	0	0	0	0
Other Track 3	1	0	1	0	2	0	0	0	0	0	0	0	0	0	0	2
Other Track 4	0	0	0	0	0	0	0	0	0	6	11	17	0	0	0	17
Personal Injury	0	0	0	0	0	0	0	0	0	0	0	0	3	7	10	10
Prod Liability	0	0	0	0	0	45	42	28	115	0	0	0	0	0	0	115
Prof Malpractic	0	0	0	0	0	0	0	0	0	3	0	3	0	0	0	3
PIP Coverage	0	0	0	0	0	0	0	0	0	6	10	16	0	0	0	16
Real Property	0	0	0	0	0	0	0	0	0	0	0	0	0	0	0	0
Tort Other	0	1	0	1	2	0	0	0	0	0	0	0	0	0	0	2
Toxic Tort	0	0	0	0	0	3	9	4	16	0	0	0	0	0	0	16
#REF!	0	0	0	0	0	0	0	0	0	0	0	0	0	0	0	0
UM/UIM Bod Inj	0	0	0	0	0	1	2	1	4	0	0	0	0	0	0	4
Total	8	2	2	1	13	135	130	87	352	25	56	81	16	17	33	479

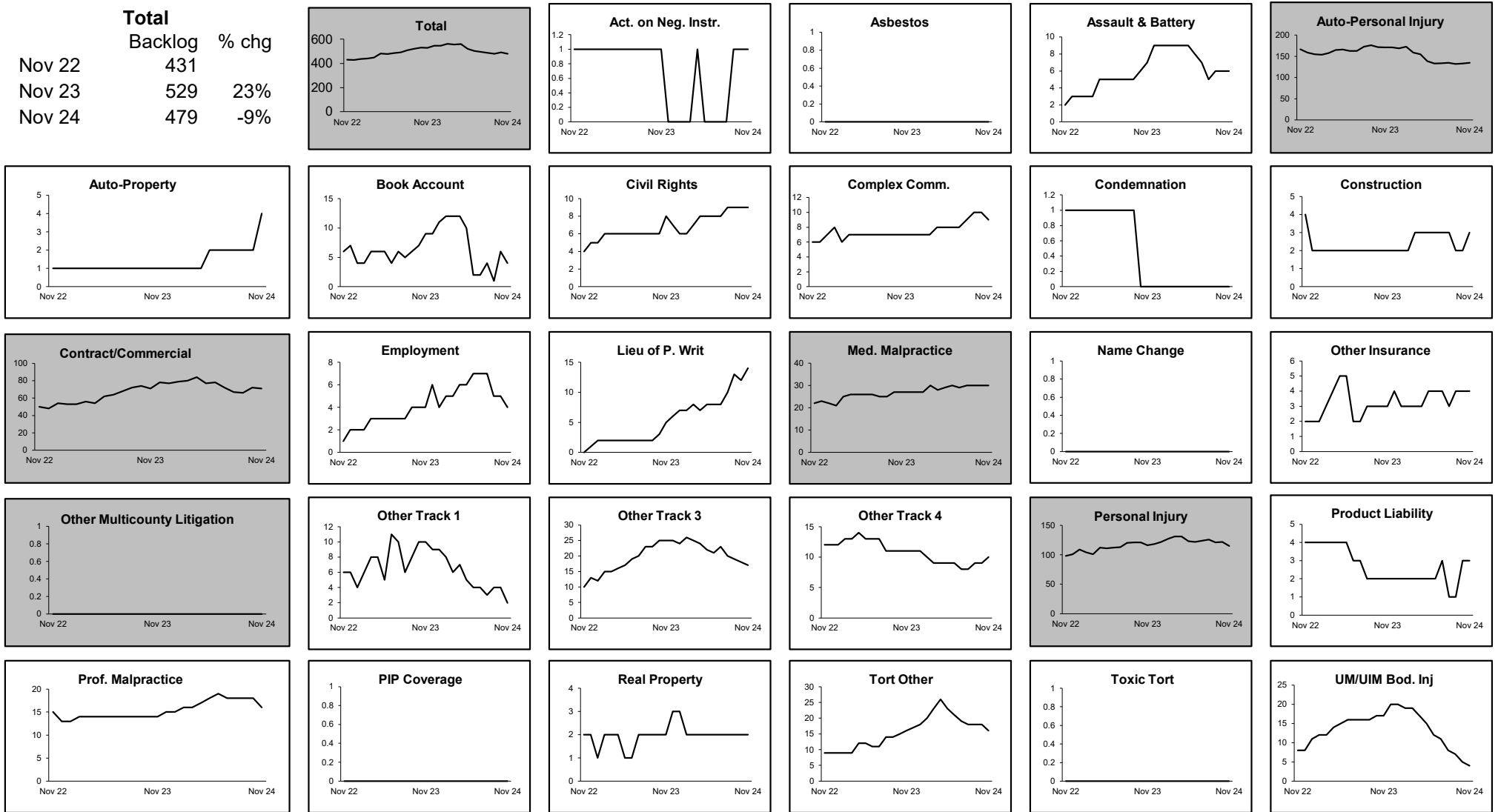
**CIVIL RESOLUTION SUMMARY BY CASETYPE
JULY 2024 - NOVEMBER 2024
SOMERSET**

	Trial			Summary					Total	Percent resolved by					
	Jury	Nonjury	Total	Judgment	Settlement	Default Judgment	Dismiss	Other		Trial	Sum Jud	Settle	Default J	Dismiss	Other
Act on Neg Inst	0	0	0	0	1	0	1	0	2	0%	0%	50%	0%	50%	0%
Asbestos	0	0	0	0	0	0	0	0	0	0%	0%	0%	0%	0%	0%
Assault & Bat	0	0	0	0	1	0	3	0	4	0%	0%	25%	0%	75%	0%
Auto - Pers Inj	3	0	3	0	47	0	112	5	167	2%	0%	28%	0%	67%	3%
Auto - Property	0	0	0	0	2	7	3	0	12	0%	0%	17%	58%	25%	0%
Book Account	0	1	1	2	24	39	46	1	113	1%	2%	21%	35%	41%	1%
Civil Rights	0	0	0	0	0	0	3	1	4	0%	0%	0%	0%	75%	25%
Complex Commerc	0	0	0	0	1	1	3	0	5	0%	0%	20%	20%	60%	0%
Condemnation	0	0	0	1	0	0	0	1	2	0%	50%	0%	0%	0%	50%
Construction	0	0	0	0	2	1	5	0	8	0%	0%	25%	13%	63%	0%
Contract/Commer	0	2	2	1	32	26	50	8	119	2%	1%	27%	22%	42%	7%
Employment	0	0	0	0	4	1	2	0	7	0%	0%	57%	14%	29%	0%
Lieu of P. Writ	0	1	1	0	0	0	2	1	4	25%	0%	0%	0%	50%	25%
Medical Malprac	0	0	0	0	1	0	1	1	3	0%	0%	33%	0%	33%	33%
Name Change	0	0	0	0	0	0	1	50	51	0%	0%	0%	0%	2%	98%
Other Insurance	0	1	1	1	0	1	1	1	5	20%	20%	0%	20%	20%	20%
Other MCL	0	0	0	0	0	0	0	0	0	0%	0%	0%	0%	0%	0%
Other Track 1	0	0	0	1	10	0	19	12	42	0%	2%	24%	0%	45%	29%
Other Track 3	1	1	2	0	8	0	16	6	32	6%	0%	25%	0%	50%	19%
Other Track 4	0	0	0	0	0	0	2	0	2	0%	0%	0%	0%	100%	0%
Personal Injury	2	0	2	0	36	0	42	10	90	2%	0%	40%	0%	47%	11%
Prod Liability	0	0	0	0	1	2	0	1	4	0%	0%	25%	50%	0%	25%
Prof Malpractic	0	0	0	0	6	0	3	0	9	0%	0%	67%	0%	33%	0%
PIP Coverage	0	0	0	0	0	0	0	0	0	0%	0%	0%	0%	0%	0%
Real Property	0	0	0	0	1	0	1	0	2	0%	0%	50%	0%	50%	0%
Tort Other	0	0	0	0	9	42	37	3	91	0%	0%	10%	46%	41%	3%
Toxic Tort	0	0	0	0	0	0	0	0	0	0%	0%	0%	0%	0%	0%
UM/UIM Bod Inj	1	0	1	0	2	0	12	0	15	7%	0%	13%	0%	80%	0%
Total	7	6	13	6	188	120	365	101	793	2%	1%	24%	15%	46%	13%



**CIVIL BACKLOG BY CASETYPE
NOVEMBER 2024
SOMERSET**

	Total	Backlog	% chg
Nov 22		431	
Nov 23		529	23%
Nov 24		479	-9%



1) Casetypes with the state's largest backlogs are highlighted.

CIVIL CASELOAD SUMMARY BY CASETYPE
NOVEMBER 2024
SUSSEX

	Filings			Resolutions			Clearance		Backlog			Backlog Percent		Backlog Per 100 Monthly Filings		Active Pending		
	Jul 2023 to Nov 2023	Jul 2024 to Nov 2024	percent change	Jul 2023 to Nov 2023	Jul 2024 to Nov 2024	percent change	Nov 2024		Nov 2023	Nov 2024	percent change	Nov 2023	Nov 2024	Nov 2023	Nov 2024	Nov 2023	Nov 2024	percent change
							number	percent										
Act on Neg Inst	1	0	-100%	3	0	-100%	0	100%	0	0	0%	0%	0%	0	0	0	0	0%
Asbestos	0	0	0%	0	0	0%	0	100%	0	0	0%	0%	0%	0	0	0	0	0%
Assault & Bat	2	1	-50%	0	3		2	300%	5	0	-100%	71%	0%	3,000	0	7	2	-71%
Auto - Pers Inj	40	34	-15%	39	41	5%	7	121%	41	22	-46%	33%	20%	572	311	125	110	-12%
Auto - Property	3	7	133%	3	5	67%	-2	71%	0	1		0%	13%	0	100	6	8	33%
Book Account	64	65	2%	39	50	28%	-15	77%	4	1	-75%	6%	2%	41	9	66	65	-2%
Civil Rights	1	1	0%	2	1	-50%	0	100%	5	3	-40%	83%	75%	3,000	1,200	6	4	-33%
Complex Comm	0	3		5	1	-80%	-2	33%	2	2	0%	100%	40%	400	600	2	5	150%
Condemnation	0	1		0	1		0	100%	0	0	0%	0%	0%	0	0	0	1	
Construction	2	1	-50%	3	0	-100%	-1	0%	0	0	0%	0%	0%	0	0	2	6	200%
Contract/Comm	40	57	43%	46	48	4%	-9	84%	14	10	-29%	15%	12%	162	114	92	84	-9%
Employment	2	6	200%	1	1	0%	-5	17%	0	0	0%	0%	0%	0	0	4	9	125%
Lieu of P. Writ	2	4	100%	1	3	200%	-1	75%	0	1		0%	10%	0	109	5	10	100%
Medical Malprac	6	1	-83%	2	6	200%	5	600%	10	8	-20%	40%	47%	1,333	1,600	25	17	-32%
Name Change	17	27	59%	14	21	50%	-6	78%	0	0	0%	0%	0%	0	0	5	9	80%
Other Insurance	3	2	-33%	0	2		0	100%	0	0	0%	0%	0%	0	0	5	2	-60%
Other MCL	0	0	0%	0	0	0%	0	100%	0	0	0%	0%	0%	0	0	0	0	0%
Other Track 1	19	25	32%	12	20	67%	-5	80%	6	3	-50%	21%	11%	195	72	29	28	-3%
Other Track 3	12	5	-58%	8	12	50%	7	240%	6	7	17%	17%	20%	240	420	36	35	-3%
Other Track 4	1	0	-100%	2	0	-100%	0	100%	0	0	0%	0%	0%	0	0	2	1	-50%
Personal Injury	29	35	21%	37	43	16%	8	123%	33	19	-42%	28%	19%	508	256	116	102	-12%
Prod Liability	0	1		0	0	0%	-1	0%	3	2	-33%	50%	29%	900	800	6	7	17%
Prof Malpractic	1	2	100%	1	5	400%	3	250%	6	4	-33%	50%	29%	2,400	533	12	14	17%
PIP Coverage	0	0	0%	0	0	0%	0	100%	0	0	0%	0%	0%	0	0	1	0	-100%
Real Property	2	0	-100%	5	4	-20%	4	100%	0	0	0%	0%	0%	0	0	6	0	-100%
Tort Other	17	13	-24%	8	10	25%	-3	77%	7	5	-29%	27%	19%	300	333	26	26	0%
Toxic Tort	0	0	0%	0	0	0%	0	100%	1	1	0%	100%	100%			1	1	0%
UM/UIM Bod Inj	0	0	0%	1	1	0%	1	100%	0	1		0%	100%	0		3	1	-67%
Total	264	291	10%	232	278	20%	-13	96%	143	90	-37%	24%	16%	292	172	588	547	-7%

CIVIL BACKLOG SUMMARY BY CASETYPE

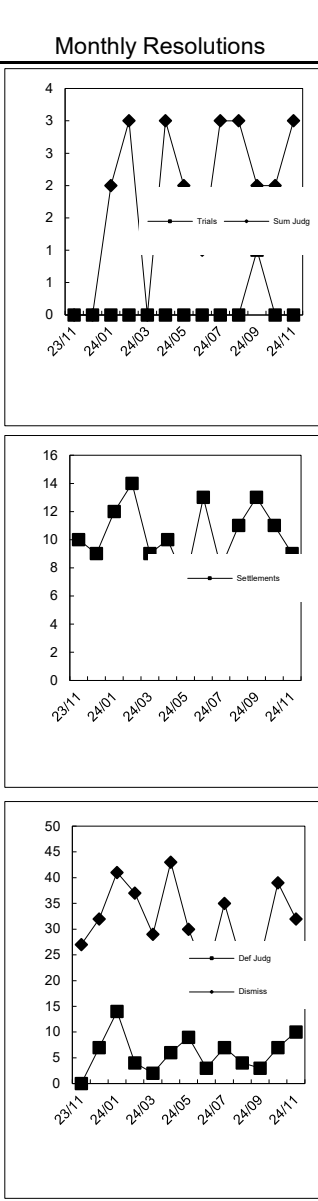
November 2024

SUSSEX

	Cases in Backlog															Total Backlog
	Track 1					Track 2				Track 3			Track 4			
	12 to 18 months	18 to 24 months	24 to 36 months	over 36 months	Total Track 1	18 to 24 months	24 to 36 months	over 36 months	Total Track 2	24 to 36 months	over 36 months	Total Track 3	24 to 36 months	over 36 months	Total Track 4	
Act on Neg Inst	0	0	0	0	0	0	0	0	0	0	0	0	0	0	0	0
Assault & Bat	0	0	0	0	0	0	0	0	0	0	0	0	0	0	0	0
Auto - Pers Inj	0	0	0	0	0	0	0	0	0	0	0	0	0	0	0	0
Auto - Property	0	0	0	0	0	14	6	2	22	0	0	0	0	0	0	22
Book Account	0	0	0	0	0	1	0	0	1	0	0	0	0	0	0	1
Civil Rights	1	0	0	0	1	0	0	0	0	0	0	0	0	0	0	1
Complex Comme	0	0	0	0	0	0	0	0	0	0	3	3	0	0	0	3
Condemnation	0	0	0	0	0	0	0	0	0	0	0	0	0	2	2	2
Construction	0	0	0	0	0	0	0	0	0	0	0	0	0	0	0	0
Contract/Comme	0	0	0	0	0	0	0	0	0	0	0	0	0	0	0	0
Employment	0	0	0	0	0	6	4	0	10	0	0	0	0	0	0	10
Lieu of P. Writ	0	0	0	0	0	0	0	0	0	0	0	0	0	0	0	0
Medical Malprac	0	0	0	0	0	0	0	0	0	0	0	0	1	0	1	1
Name Change	0	0	0	0	0	0	0	0	0	4	4	8	0	0	0	8
Other Insurance	0	0	0	0	0	0	0	0	0	0	0	0	0	0	0	0
Other MCL	0	0	0	0	0	0	0	0	0	0	0	0	0	0	0	0
Other Track 1	0	0	0	0	0	0	0	0	0	0	0	0	0	0	0	0
Other Track 3	2	0	1	0	3	0	0	0	0	0	0	0	0	0	0	3
Other Track 4	0	0	0	0	0	0	0	0	0	5	2	7	0	0	0	7
Personal Injury	0	0	0	0	0	0	0	0	0	0	0	0	0	0	0	0
Prod Liability	0	0	0	0	0	10	8	1	19	0	0	0	0	0	0	19
Prof Malpractic	0	0	0	0	0	0	0	0	0	0	2	2	0	0	0	2
PIP Coverage	0	0	0	0	0	0	0	0	0	3	1	4	0	0	0	4
Real Property	0	0	0	0	0	0	0	0	0	0	0	0	0	0	0	0
Tort Other	0	0	0	0	0	0	0	0	0	0	0	0	0	0	0	0
Toxic Tort	0	0	0	0	0	2	2	1	5	0	0	0	0	0	0	5
#REF!	0	0	0	0	0	0	0	0	0	0	1	1	0	0	0	1
UM/UIM Bod Inj	0	0	0	0	0	0	1	0	1	0	0	0	0	0	0	1
Total	3	0	1	0	4	33	21	4	58	12	13	25	1	2	3	90

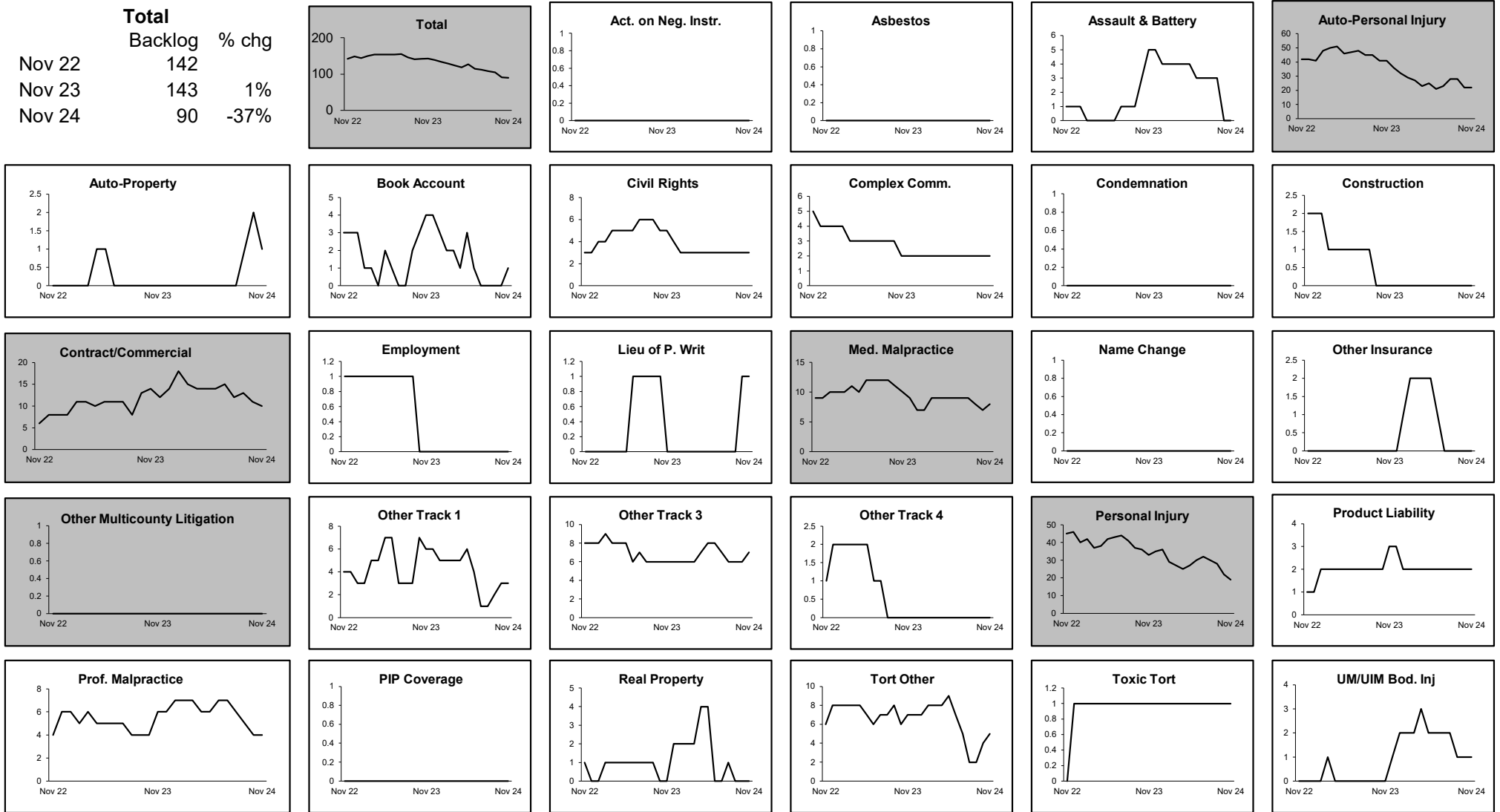
**CIVIL RESOLUTION SUMMARY BY CASETYPE
JULY 2024 - NOVEMBER 2024
SUSSEX**

	Trial			Summary					Total	Percent resolved by						Monthly Resolutions
	Jury	Nonjury	Total	Judgment	Settlement	Default Judgment	Dismiss	Other		Trial	Sum Jud	Settle	Default J	Dismiss	Other	
Act on Neg Inst	0	0	0	0	0	0	0	0	0	0%	0%	0%	0%	0%	0%	
Asbestos	0	0	0	0	0	0	0	0	0	0%	0%	0%	0%	0%	0%	
Assault & Bat	0	0	0	0	3	0	0	0	3	0%	0%	100%	0%	0%	0%	
Auto - Pers Inj	1	0	1	1	9	0	30	0	41	2%	2%	22%	0%	73%	0%	
Auto - Property	0	0	0	0	1	0	3	1	5	0%	0%	20%	0%	60%	20%	
Book Account	0	0	0	1	7	19	23	0	50	0%	2%	14%	38%	46%	0%	
Civil Rights	0	0	0	0	0	0	1	0	1	0%	0%	0%	0%	100%	0%	
Complex Commerc	0	0	0	0	0	0	1	0	1	0%	0%	0%	0%	100%	0%	
Condemnation	0	0	0	1	0	0	0	0	1	0%	100%	0%	0%	0%	0%	
Construction	0	0	0	0	0	0	0	0	0	0%	0%	0%	0%	0%	0%	
Contract/Commer	0	0	0	1	7	10	27	3	48	0%	2%	15%	21%	56%	6%	
Employment	0	0	0	0	0	0	1	0	1	0%	0%	0%	0%	100%	0%	
Lieu of P. Writ	0	0	0	1	0	0	1	1	3	0%	33%	0%	0%	33%	33%	
Medical Malprac	0	0	0	0	1	0	5	0	6	0%	0%	17%	0%	83%	0%	
Name Change	0	0	0	0	0	0	0	21	21	0%	0%	0%	0%	0%	100%	
Other Insurance	0	0	0	1	0	0	1	0	2	0%	50%	0%	0%	50%	0%	
Other MCL	0	0	0	0	0	0	0	0	0	0%	0%	0%	0%	0%	0%	
Other Track 1	0	0	0	1	4	1	14	0	20	0%	5%	20%	5%	70%	0%	
Other Track 3	0	0	0	0	5	0	7	0	12	0%	0%	42%	0%	58%	0%	
Other Track 4	0	0	0	0	0	0	0	0	0	0%	0%	0%	0%	0%	0%	
Personal Injury	0	0	0	4	11	1	26	1	43	0%	9%	26%	2%	60%	2%	
Prod Liability	0	0	0	0	0	0	0	0	0	0%	0%	0%	0%	0%	0%	
Prof Malpractic	0	0	0	0	0	0	5	0	5	0%	0%	0%	0%	100%	0%	
PIP Coverage	0	0	0	0	0	0	0	0	0	0%	0%	0%	0%	0%	0%	
Real Property	0	0	0	0	1	0	3	0	4	0%	0%	25%	0%	75%	0%	
Tort Other	0	0	0	2	2	0	5	1	10	0%	20%	20%	0%	50%	10%	
Toxic Tort	0	0	0	0	0	0	0	0	0	0%	0%	0%	0%	0%	0%	
UM/UIM Bod Inj	0	0	0	0	1	0	0	0	1	0%	0%	100%	0%	0%	0%	
Total	1	0	1	13	52	31	153	28	278	0%	5%	19%	11%	55%	10%	



**CIVIL BACKLOG BY CASETYPE
NOVEMBER 2024
SUSSEX**

	Total	Backlog	% chg
Nov 22		142	
Nov 23		143	1%
Nov 24		90	-37%



1) Casetypes with the state's largest backlogs are highlighted.

**CIVIL CASELOAD SUMMARY BY CASETYPE
NOVEMBER 2024
UNION**

	Filings			Resolutions			Clearance		Backlog			Backlog Percent		Backlog Per 100 Monthly Filings		Active Pending		
	Jul 2023 to Nov 2023	Jul 2024 to Nov 2024	percent change	Jul 2023 to Nov 2023	Jul 2024 to Nov 2024	percent change	Nov 2024		Nov 2023	Nov 2024	percent change	Nov 2023	Nov 2024	Nov 2023	Nov 2024	Nov 2023	Nov 2024	percent change
							number	percent										
Act on Neg Inst	3	0	-100%	2	1	-50%	1	100%	1	2	100%	20%	33%	171	480	5	6	20%
Asbestos	0	0	0%	0	0	0%	0	100%	0	0	0%	0%	0%	0	0	0	0	0%
Assault & Bat	5	2	-60%	2	4	100%	2	200%	3	3	0%	19%	30%	514	514	16	10	-38%
Auto - Pers Inj	841	906	8%	764	716	-6%	-190	79%	486	416	-14%	20%	17%	292	235	2,393	2,481	4%
Auto - Property	40	35	-13%	31	40	29%	5	114%	9	2	-78%	13%	3%	121	24	71	65	-8%
Book Account	154	238	55%	125	176	41%	-62	74%	26	34	31%	12%	11%	87	83	220	319	45%
Civil Rights	8	10	25%	6	7	17%	-3	70%	9	10	11%	36%	37%	720	500	25	27	8%
Complex Comm	2	7	250%	3	5	67%	-2	71%	11	9	-18%	61%	56%	1,015	720	18	16	-11%
Condemnation	1	1	0%	1	4	300%	3	400%	2	2	0%	29%	67%	800	1,200	7	3	-57%
Construction	12	6	-50%	6	6	0%	0	100%	6	5	-17%	19%	26%	313	545	32	19	-41%
Contract/Comm	207	279	35%	176	228	30%	-51	82%	98	64	-35%	21%	12%	236	129	464	514	11%
Employment	5	11	120%	6	5	-17%	-6	45%	7	5	-29%	44%	23%	600	240	16	22	38%
Lieu of P. Writ	8	6	-25%	8	4	-50%	-2	67%	4	1	-75%	15%	3%	166	46	27	31	15%
Medical Malprac	25	16	-36%	15	18	20%	2	113%	51	56	10%	43%	46%	1,302	1,600	119	122	3%
Name Change	84	73	-13%	86	53	-38%	-20	73%	1	2	100%	2%	4%	6	15	43	54	26%
Other Insurance	19	16	-16%	10	15	50%	-1	94%	6	7	17%	23%	24%	218	221	26	29	12%
Other MCL	0	0	0%	0	0	0%	0	100%	0	0	0%	0%	0%	0	0	0	0	0%
Other Track 1	83	114	37%	82	97	18%	-17	85%	42	40	-5%	26%	23%	237	203	161	176	9%
Other Track 3	55	61	11%	55	54	-2%	-7	89%	48	36	-25%	27%	18%	440	300	179	196	9%
Other Track 4	4	4	0%	2	4	100%	0	100%	21	18	-14%	75%	64%	2,520	1,964	28	28	0%
Personal Injury	274	254	-7%	241	276	15%	22	109%	226	201	-11%	25%	23%	417	370	892	862	-3%
Prod Liability	2	4	100%	5	3	-40%	-1	75%	5	3	-40%	36%	30%	600	720	14	10	-29%
Prof Malpractic	3	10	233%	6	14	133%	4	140%	18	20	11%	35%	36%	831	857	52	56	8%
PIP Coverage	3	3	0%	4	4	0%	1	133%	0	0	0%	0%	0%	0	0	3	3	0%
Real Property	4	7	75%	6	9	50%	2	129%	6	3	-50%	55%	18%	720	180	11	17	55%
Tort Other	39	53	36%	46	45	-2%	-8	85%	25	20	-20%	21%	17%	242	198	117	115	-2%
Toxic Tort	0	1		0	1		0	100%	0	1		0%	50%	0	1,200	2	2	0%
UM/UIM Bod Inj	52	46	-12%	37	57	54%	11	124%	25	16	-36%	20%	14%	259	168	127	116	-9%
Total	1,933	2,163	12%	1,725	1,846	7%	-317	85%	1,136	976	-14%	22%	18%	295	234	5,068	5,299	5%

CIVIL BACKLOG SUMMARY BY CASETYPE

November 2024

UNION

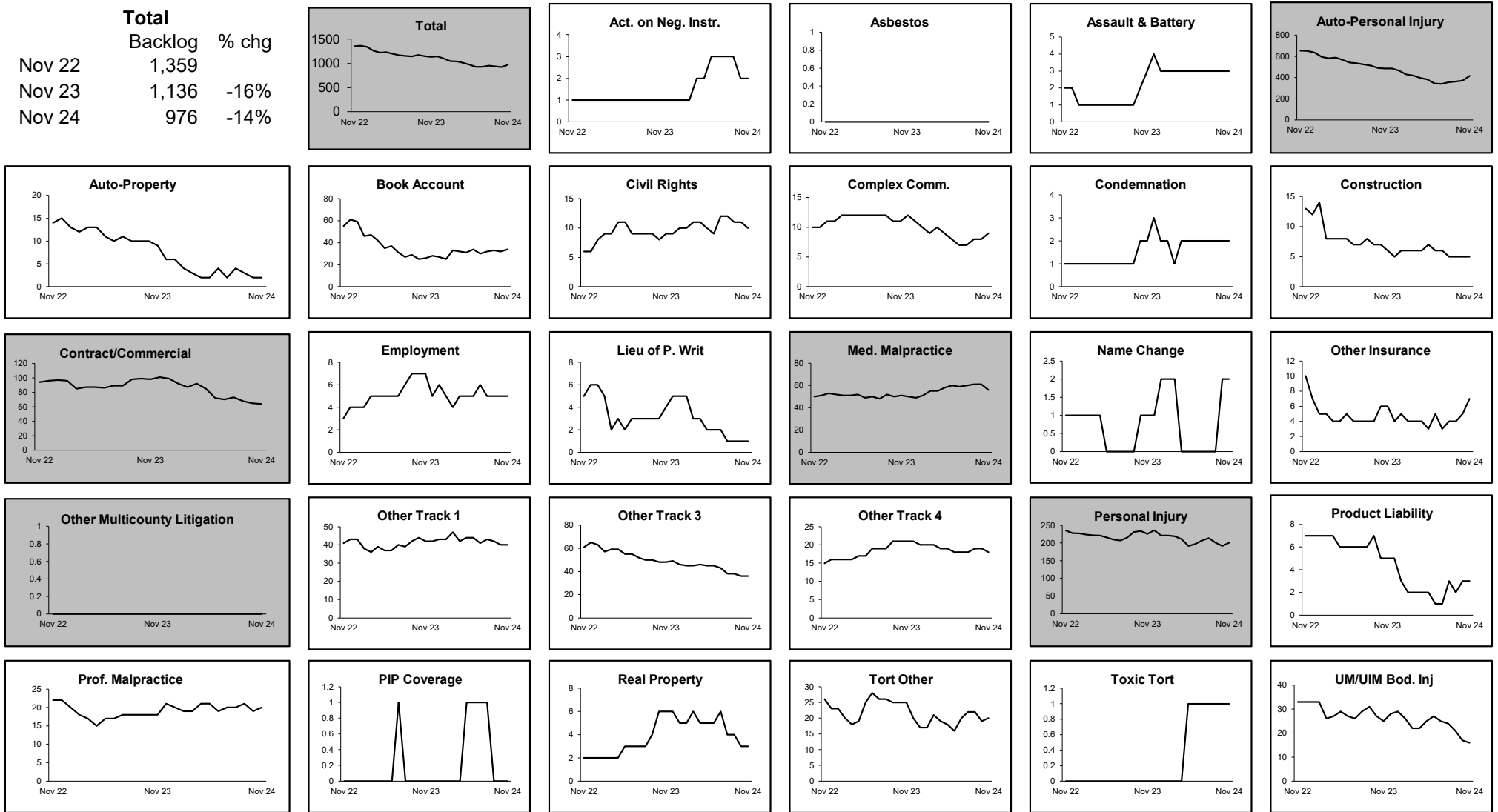
	Cases in Backlog															Total Backlog
	Track 1					Track 2				Track 3			Track 4			
	12 to 18 months	18 to 24 months	24 to 36 months	over 36 months	Total Track 1	18 to 24 months	24 to 36 months	over 36 months	Total Track 2	24 to 36 months	over 36 months	Total Track 3	24 to 36 months	over 36 months	Total Track 4	
Act on Neg Inst	1	0	0	1	2	0	0	0	0	0	0	0	0	0	0	2
Assault & Bat	0	0	0	0	0	0	0	0	0	0	0	0	0	0	0	0
Auto - Pers Inj	0	0	0	0	0	0	0	0	0	0	3	3	0	0	0	3
Auto - Property	0	0	0	0	0	255	110	51	416	0	0	0	0	0	0	416
Book Account	0	0	0	0	0	0	2	0	2	0	0	0	0	0	0	2
Civil Rights	19	6	6	3	34	0	0	0	0	0	0	0	0	0	0	34
Complex Comme	0	1	0	0	1	0	0	0	0	4	5	9	0	0	0	10
Condemnation	0	0	0	0	0	0	0	0	0	0	0	0	4	5	9	9
Construction	0	0	0	0	0	0	0	0	0	2	0	2	0	0	0	2
Contract/Comme	0	0	0	0	0	1	2	2	5	0	0	0	0	0	0	5
Employment	0	0	1	0	1	20	22	21	63	0	0	0	0	0	0	64
Lieu of P. Writ	0	0	0	0	0	1	2	2	5	0	0	0	0	0	0	5
Medical Malprac	0	0	0	0	0	0	0	0	0	0	0	0	0	1	1	1
Name Change	0	0	0	0	0	0	0	0	0	22	34	56	0	0	0	56
Other Insurance	1	0	1	0	2	0	0	0	0	0	0	0	0	0	0	2
Other MCL	4	0	2	1	7	0	0	0	0	0	0	0	0	0	0	7
Other Track 1	0	0	0	0	0	0	0	0	0	0	0	0	0	0	0	0
Other Track 3	14	11	7	4	36	1	0	1	2	1	0	1	1	0	1	40
Other Track 4	0	0	0	0	0	0	0	0	0	13	23	36	0	0	0	36
Personal Injury	0	0	0	0	0	0	0	0	0	0	0	0	2	16	18	18
Prod Liability	0	0	0	0	0	109	64	28	201	0	0	0	0	0	0	201
Prof Malpractic	0	0	0	0	0	0	0	0	0	3	0	3	0	0	0	3
PIP Coverage	0	0	0	0	0	0	0	0	0	12	8	20	0	0	0	20
Real Property	0	0	0	0	0	0	0	0	0	0	0	0	0	0	0	0
Tort Other	1	0	2	0	3	0	0	0	0	0	0	0	0	0	0	3
Toxic Tort	0	1	0	0	1	10	3	5	18	0	0	0	1	0	1	20
#REF!	0	0	0	0	0	0	0	0	0	1	0	1	0	0	0	1
UM/UIM Bod Inj	0	0	0	0	0	6	8	2	16	0	0	0	0	0	0	16
Total	40	19	19	9	87	403	213	112	728	58	73	131	8	22	30	976

**CIVIL RESOLUTION SUMMARY BY CASETYPE
JULY 2024 - NOVEMBER 2024
UNION**

	Trial			Summary					Total	Percent resolved by						Monthly Resolutions
	Jury	Nonjury	Total	Judgment	Settlement	Default Judgment	Dismiss	Other		Trial	Sum Jud	Settle	Default J	Dismiss	Other	
Act on Neg Inst	0	0	0	0	0	1	0	0	1	0%	0%	0%	100%	0%	0%	
Asbestos	0	0	0	0	0	0	0	0	0	0%	0%	0%	0%	0%		
Assault & Bat	0	0	0	0	1	0	3	0	4	0%	0%	25%	0%	75%	0%	
Auto - Pers Inj	7	0	7	4	164	5	507	29	716	1%	1%	23%	1%	71%	4%	
Auto - Property	0	0	0	0	7	7	26	0	40	0%	0%	18%	18%	65%	0%	
Book Account	1	0	1	3	26	63	82	1	176	1%	2%	15%	36%	47%	1%	
Civil Rights	0	0	0	0	1	0	6	0	7	0%	0%	14%	0%	86%	0%	
Complex Commerc	0	0	0	1	0	1	2	1	5	0%	20%	0%	20%	40%	20%	
Condemnation	0	0	0	1	1	0	0	2	4	0%	25%	25%	0%	0%	50%	
Construction	0	0	0	0	2	2	2	0	6	0%	0%	33%	33%	33%	0%	
Contract/Commer	0	1	1	9	37	49	126	6	228	0%	4%	16%	21%	55%	3%	
Employment	0	0	0	0	0	1	2	2	5	0%	0%	0%	20%	40%	40%	
Lieu of P. Writ	0	0	0	0	0	0	2	2	4	0%	0%	0%	0%	50%	50%	
Medical Malprac	1	0	1	0	6	0	11	0	18	6%	0%	33%	0%	61%	0%	
Name Change	0	0	0	0	0	0	5	48	53	0%	0%	0%	0%	9%	91%	
Other Insurance	0	0	0	1	0	0	12	2	15	0%	7%	0%	0%	80%	13%	
Other MCL	0	0	0	0	0	0	0	0	0	0%	0%	0%	0%	0%	0%	
Other Track 1	0	0	0	4	12	5	53	23	97	0%	4%	12%	5%	55%	24%	
Other Track 3	0	0	0	0	14	0	34	6	54	0%	0%	26%	0%	63%	11%	
Other Track 4	0	0	0	0	2	0	2	0	4	0%	0%	50%	0%	50%	0%	
Personal Injury	2	0	2	7	84	5	157	21	276	1%	3%	30%	2%	57%	8%	
Prod Liability	0	0	0	0	1	0	1	1	3	0%	0%	33%	0%	33%	33%	
Prof Malpractic	0	0	0	0	7	0	6	1	14	0%	0%	50%	0%	43%	7%	
PIP Coverage	0	0	0	0	1	0	3	0	4	0%	0%	25%	0%	75%	0%	
Real Property	0	0	0	0	3	0	6	0	9	0%	0%	33%	0%	67%	0%	
Tort Other	0	0	0	0	11	5	29	0	45	0%	0%	24%	11%	64%	0%	
Toxic Tort	0	0	0	0	0	0	1	0	1	0%	0%	0%	0%	100%	0%	
UM/UIM Bod Inj	0	0	0	0	13	1	42	1	57	0%	0%	23%	2%	74%	2%	
Total	11	1	12	30	393	145	1,120	146	1,846	1%	2%	21%	8%	61%	8%	

**CIVIL BACKLOG BY CASETYPE
NOVEMBER 2024
UNION**

	Total	Backlog	% chg
Nov 22		1,359	
Nov 23		1,136	-16%
Nov 24		976	-14%



1) Casetypes with the state's largest backlogs are highlighted.

**CIVIL CASELOAD SUMMARY BY CASETYPE
NOVEMBER 2024
WARREN**

	Filings			Resolutions			Clearance		Backlog			Backlog Percent		Backlog Per 100 Monthly Filings		Active Pending		
	Jul 2023 to Nov 2023	Jul 2024 to Nov 2024	percent change	Jul 2023 to Nov 2023	Jul 2024 to Nov 2024	percent change	Nov 2024		Nov 2023	Nov 2024	percent change	Nov 2023	Nov 2024	Nov 2023	Nov 2024	Nov 2023	Nov 2024	percent change
							number	percent										
Act on Neg Inst	0	0	0%	0	0	0%	0	100%	0	0	0%	0%	0%	0	0	0	1	
Asbestos	0	0	0%	0	0	0%	0	100%	0	0	0%	0%	0%	0	0	0	0	0%
Assault & Bat	1	1	0%	1	0	-100%	-1	0%	2	0	-100%	67%	0%	2,400	0	3	1	-67%
Auto - Pers Inj	24	41	71%	21	43	105%	2	105%	34	27	-21%	35%	26%	559	377	98	102	4%
Auto - Property	2	2	0%	1	5	400%	3	250%	0	0	0%	0%	0%	0	0	3	4	33%
Book Account	24	46	92%	28	32	14%	-14	70%	4	0	-100%	13%	0%	80	0	31	49	58%
Civil Rights	1	2	100%	0	1		-1	50%	1	2	100%	33%	50%	600	600	3	4	33%
Complex Comm	1	0	-100%	1	0	-100%	0	100%	1	1	0%	50%	100%	1,200		2	1	-50%
Condemnation	0	0	0%	0	2		2	100%	0	0	0%	0%	0%	0	0	1	2	100%
Construction	1	0	-100%	1	3	200%	3	100%	2	0	-100%	33%	0%	600	0	6	2	-67%
Contract/Comm	33	48	45%	33	33	0%	-15	69%	11	9	-18%	20%	12%	186	127	56	77	38%
Employment	1	0	-100%	0	1		1	100%	0	0	0%	0%	0%	0	0	2	1	-50%
Lieu of P. Writ	2	2	0%	2	1	-50%	-1	50%	3	3	0%	33%	38%	600	720	9	8	-11%
Medical Malprac	5	7	40%	1	6	500%	-1	86%	19	15	-21%	68%	65%	2,850	2,571	28	23	-18%
Name Change	13	20	54%	9	15	67%	-5	75%	0	0	0%	0%	0%	0	0	6	11	83%
Other Insurance	1	4	300%	0	0	0%	-4	0%	0	1		0%	17%	0	171	1	6	500%
Other MCL	0	0	0%	0	0	0%	0	100%	0	0	0%	0%	0%	0	0	0	0	0%
Other Track 1	16	16	0%	12	16	33%	0	100%	8	5	-38%	32%	20%	274	167	25	25	0%
Other Track 3	7	7	0%	9	10	11%	3	143%	3	3	0%	16%	20%	327	240	19	15	-21%
Other Track 4	1	0	-100%	0	1		1	100%	1	1	0%	33%	33%	600	1,200	3	3	0%
Personal Injury	19	22	16%	19	22	16%	0	100%	29	21	-28%	36%	30%	682	548	81	69	-15%
Prod Liability	0	0	0%	0	1		1	100%	2	2	0%	67%	67%		2,400	3	3	0%
Prof Malpractic	2	2	0%	0	0	0%	-2	0%	3	4	33%	38%	36%	1,200	1,200	8	11	38%
PIP Coverage	0	0	0%	0	1		1	100%	1	0	-100%	100%	0%		0	1	0	-100%
Real Property	0	1		1	2	100%	1	200%	2	2	0%	67%	50%	800	480	3	4	33%
Tort Other	4	4	0%	5	5	0%	1	125%	4	1	-75%	33%	17%	480	109	12	6	-50%
Toxic Tort	0	0	0%	0	1		1	100%	1	0	-100%	100%	0%		0	1	0	-100%
UM/UIM Bod Inj	2	0	-100%	1	2	100%	2	100%	1	1	0%	17%	33%	200	1,200	6	3	-50%
Total	160	225	41%	145	203	40%	-22	90%	132	98	-26%	32%	23%	404	248	411	431	5%

CIVIL BACKLOG SUMMARY BY CASETYPE

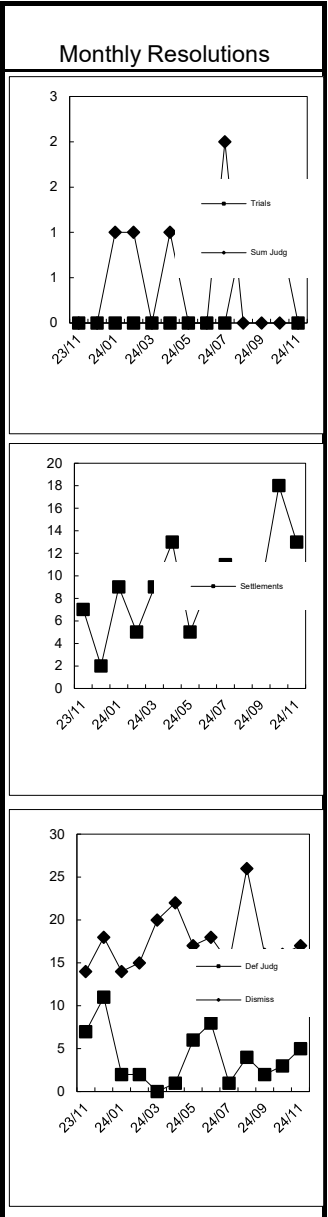
November 2024

WARREN

	Cases in Backlog															Total Backlog
	Track 1					Track 2				Track 3			Track 4			
	12 to 18 months	18 to 24 months	24 to 36 months	over 36 months	Total Track 1	18 to 24 months	24 to 36 months	over 36 months	Total Track 2	24 to 36 months	over 36 months	Total Track 3	24 to 36 months	over 36 months	Total Track 4	
Act on Neg Inst	0	0	0	0	0	0	0	0	0	0	0	0	0	0	0	0
Assault & Bat	0	0	0	0	0	0	0	0	0	0	0	0	0	0	0	0
Auto - Pers Inj	0	0	0	0	0	0	0	0	0	0	0	0	0	0	0	0
Auto - Property	0	0	0	0	0	11	9	7	27	0	0	0	0	0	0	27
Book Account	0	0	0	0	0	0	0	0	0	0	0	0	0	0	0	0
Civil Rights	0	0	0	0	0	0	0	0	0	0	0	0	0	0	0	0
Complex Comme	0	0	0	0	0	0	0	0	0	1	1	2	0	0	0	2
Condemnation	0	0	0	0	0	0	0	0	0	0	0	0	0	1	1	1
Construction	0	0	0	0	0	0	0	0	0	0	0	0	0	0	0	0
Contract/Comme	0	0	0	0	0	0	0	0	0	0	0	0	0	0	0	0
Employment	0	0	0	0	0	4	2	3	9	0	0	0	0	0	0	9
Lieu of P. Writ	0	0	0	0	0	0	0	0	0	0	0	0	0	0	0	0
Medical Malprac	0	0	0	0	0	0	0	0	0	0	0	0	1	2	3	3
Name Change	0	0	0	0	0	0	0	0	0	1	14	15	0	0	0	15
Other Insurance	0	0	0	0	0	0	0	0	0	0	0	0	0	0	0	0
Other MCL	0	1	0	0	1	0	0	0	0	0	0	0	0	0	0	1
Other Track 1	0	0	0	0	0	0	0	0	0	0	0	0	0	0	0	0
Other Track 3	3	1	1	0	5	0	0	0	0	0	0	0	0	0	0	5
Other Track 4	0	0	0	0	0	0	0	0	0	3	0	3	0	0	0	3
Personal Injury	0	0	0	0	0	0	0	0	0	0	0	0	0	1	1	1
Prod Liability	0	0	0	0	0	8	6	7	21	0	0	0	0	0	0	21
Prof Malpractic	0	0	0	0	0	0	0	0	0	1	1	2	0	0	0	2
PIP Coverage	0	0	0	0	0	0	0	0	0	2	2	4	0	0	0	4
Real Property	0	0	0	0	0	0	0	0	0	0	0	0	0	0	0	0
Tort Other	0	0	2	0	2	0	0	0	0	0	0	0	0	0	0	2
Toxic Tort	0	0	0	0	0	0	1	0	1	0	0	0	0	0	0	1
#REF!	0	0	0	0	0	0	0	0	0	0	0	0	0	0	0	0
UM/UIM Bod Inj	0	0	0	0	0	1	0	0	1	0	0	0	0	0	0	1
Total	3	2	3	0	8	24	18	17	59	8	18	26	1	4	5	98

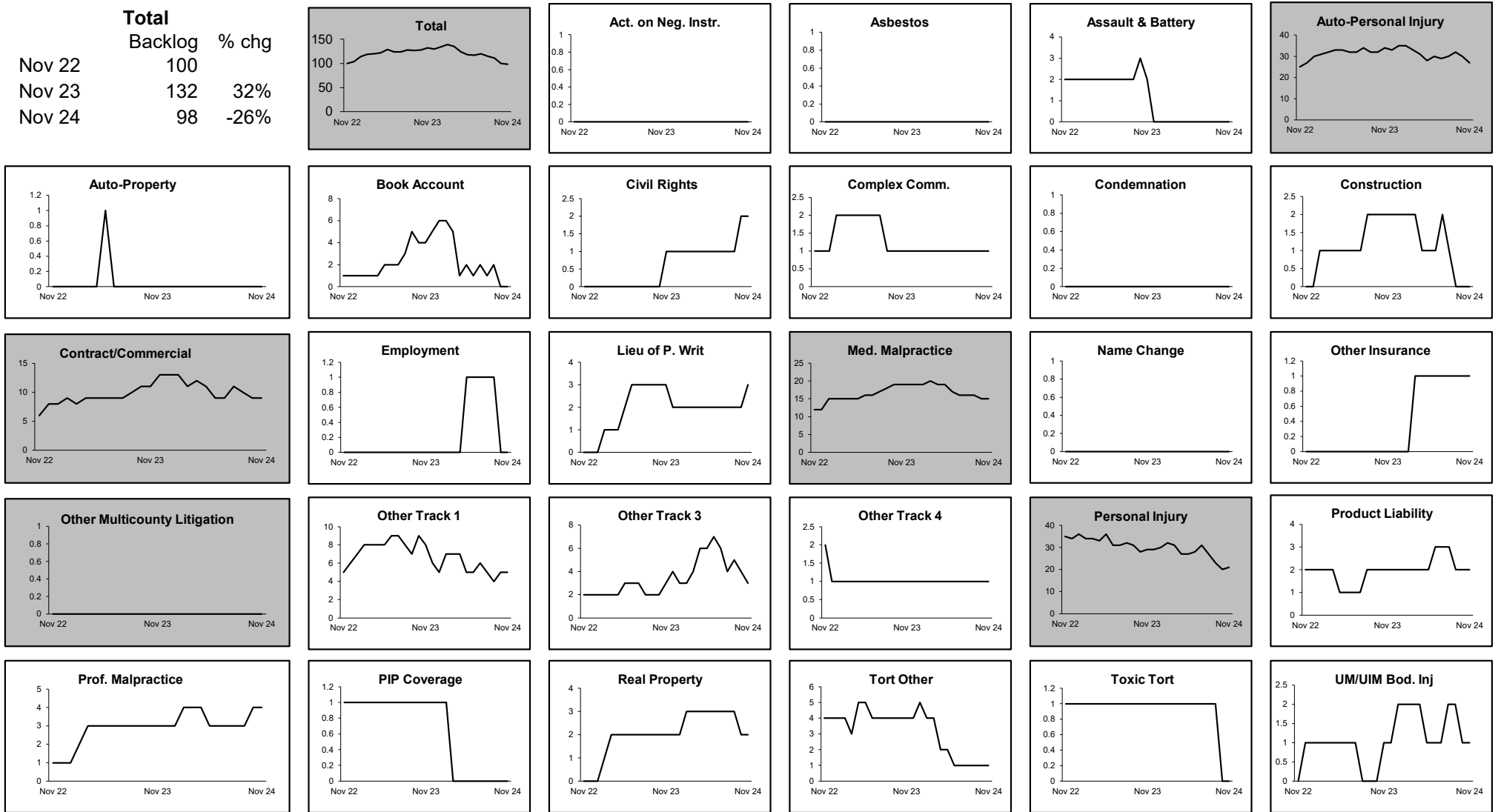
**CIVIL RESOLUTION SUMMARY BY CASETYPE
JULY 2024 - NOVEMBER 2024
WARREN**

	Trial			Summary					Total	Percent resolved by						Monthly Resolutions
	Jury	Nonjury	Total	Judgment	Settlement	Default Judgment	Dismiss	Other		Trial	Sum Jud	Settle	Default J	Dismiss	Other	
Act on Neg Inst	0	0	0	0	0	0	0	0	0	0%	0%	0%	0%	0%	0%	
Asbestos	0	0	0	0	0	0	0	0	0	0%	0%	0%	0%	0%	0%	
Assault & Bat	0	0	0	0	0	0	0	0	0	0%	0%	0%	0%	0%	0%	
Auto - Pers Inj	0	0	0	0	11	2	26	4	43	0%	0%	26%	5%	60%	9%	
Auto - Property	0	0	0	0	0	1	3	1	5	0%	0%	0%	20%	60%	20%	
Book Account	0	0	0	2	9	7	13	1	32	0%	6%	28%	22%	41%	3%	
Civil Rights	0	0	0	0	0	0	1	0	1	0%	0%	0%	0%	100%	0%	
Complex Commerc	0	0	0	0	0	0	0	0	0	0%	0%	0%	0%	0%	0%	
Condemnation	0	0	0	0	1	0	0	1	2	0%	0%	50%	0%	0%	50%	
Construction	0	0	0	0	0	0	2	1	3	0%	0%	0%	0%	67%	33%	
Contract/Commer	0	1	1	0	12	4	14	2	33	3%	0%	36%	12%	42%	6%	
Employment	0	0	0	0	1	0	0	0	1	0%	0%	100%	0%	0%	0%	
Lieu of P. Writ	0	0	0	0	0	0	1	0	1	0%	0%	0%	0%	100%	0%	
Medical Malprac	0	1	1	0	1	0	2	2	6	17%	0%	17%	0%	33%	33%	
Name Change	0	0	0	0	0	0	1	14	15	0%	0%	0%	0%	7%	93%	
Other Insurance	0	0	0	0	0	0	0	0	0	0%	0%	0%	0%	0%	0%	
Other MCL	0	0	0	0	0	0	0	0	0	0%	0%	0%	0%	0%	0%	
Other Track 1	0	1	1	0	4	0	6	5	16	6%	0%	25%	0%	38%	31%	
Other Track 3	0	0	0	0	5	0	4	1	10	0%	0%	50%	0%	40%	10%	
Other Track 4	0	0	0	0	0	1	0	0	1	0%	0%	0%	100%	0%	0%	
Personal Injury	0	0	0	0	11	0	10	1	22	0%	0%	50%	0%	45%	5%	
Prod Liability	0	0	0	0	1	0	0	0	1	0%	0%	100%	0%	0%	0%	
Prof Malpractic	0	0	0	0	0	0	0	0	0	0%	0%	0%	0%	0%	0%	
PIP Coverage	0	0	0	0	0	0	1	0	1	0%	0%	0%	0%	100%	0%	
Real Property	0	0	0	0	1	0	0	1	2	0%	0%	50%	0%	0%	50%	
Tort Other	0	0	0	0	1	0	4	0	5	0%	0%	20%	0%	80%	0%	
Toxic Tort	0	0	0	0	0	0	1	0	1	0%	0%	0%	0%	100%	0%	
UM/UIM Bod Inj	0	0	0	0	1	0	1	0	2	0%	0%	50%	0%	50%	0%	
Total	0	3	3	2	59	15	90	34	203	1%	1%	29%	7%	44%	17%	



**CIVIL BACKLOG BY CASETYPE
NOVEMBER 2024
WARREN**

	Total	Backlog	% chg
Nov 22		100	
Nov 23		132	32%
Nov 24		98	-26%



1) Casetypes with the state's largest backlogs are highlighted.

**CIVIL CASELOAD SUMMARY BY CASETYPE
NOVEMBER 2024
STATE**

	Filings			Resolutions			Clearance		Backlog			Backlog Percent		Backlog Per 100 Monthly Filings		Active Pending		
	Jul 2023 to Nov 2023	Jul 2024 to Nov 2024	percent change	Jul 2023 to Nov 2023	Jul 2024 to Nov 2024	percent change	Nov 2024		Nov 2023	Nov 2024	percent change	Nov 2023	Nov 2024	Nov 2023	Nov 2024	Nov 2023	Nov 2024	percent change
							number	percent										
Act on Neg Inst	71	73	3%	45	57	27%	-16	78%	17	13	-24%	17%	12%	149	95	98	106	8%
Asbestos	96	43	-55%	15	83	453%	40	193%	580	413	-29%	63%	65%	2,900	3,726	915	631	-31%
Assault & Bat	69	67	-3%	78	108	38%	41	161%	532	863	62%	70%	82%	4,496	6,858	759	1,055	39%
Auto - Pers Inj	9,013	9,552	6%	9,319	9,060	-3%	-492	95%	7,171	5,557	-23%	26%	21%	402	299	27,789	27,084	-3%
Auto - Property	460	412	-10%	319	472	48%	60	115%	64	57	-11%	8%	8%	77	64	817	735	-10%
Book Account	3,065	4,065	33%	2,497	3,358	34%	-707	83%	345	276	-20%	9%	6%	61	37	3,800	4,912	29%
Civil Rights	173	173	0%	132	151	14%	-22	87%	278	247	-11%	43%	40%	894	719	649	619	-5%
Complex Commerc	111	128	15%	131	113	-14%	-15	88%	233	207	-11%	41%	42%	830	801	562	491	-13%
Condemnation	69	72	4%	74	52	-30%	-20	72%	42	41	-2%	27%	20%	341	245	153	203	33%
Construction	163	186	14%	173	195	13%	9	105%	243	170	-30%	41%	31%	724	469	596	541	-9%
Contract/Commer	3,505	3,981	14%	3,427	3,787	11%	-194	95%	1,177	1,032	-12%	17%	14%	164	132	7,045	7,522	7%
Employment	130	139	7%	106	120	13%	-19	86%	71	65	-8%	23%	20%	290	240	308	322	5%
Lieu of P. Writ	210	167	-20%	197	202	3%	35	121%	116	110	-5%	21%	20%	275	306	547	552	1%
Medical Malprac	380	386	2%	426	443	4%	57	115%	1,159	1,083	-7%	45%	44%	1,475	1,357	2,572	2,452	-5%
Name Change	1,237	1,385	12%	1,213	1,388	14%	3	100%	2	6	200%	0%	1%	1	2	536	638	19%
Other Insurance	188	215	14%	162	189	17%	-26	88%	114	75	-34%	31%	21%	326	197	373	352	-6%
Other MCL	1,104	153	-86%	281	638	127%	485	417%	11,284	11,518	2%	81%	88%	9,812	32,218	14,017	13,124	-6%
Other Track 1	1,501	1,668	11%	1,386	1,595	15%	-73	96%	523	408	-22%	22%	18%	174	124	2,375	2,266	-5%
Other Track 3	982	907	-8%	864	944	9%	37	104%	678	608	-10%	22%	19%	344	306	3,108	3,252	5%
Other Track 4	82	63	-23%	92	96	4%	33	152%	243	193	-21%	50%	49%	1,375	1,113	484	390	-19%
Personal Injury	3,868	3,753	-3%	3,682	4,039	10%	286	108%	4,297	3,795	-12%	30%	28%	530	492	14,402	13,459	-7%
Prod Liability	98	101	3%	122	100	-18%	-1	99%	119	115	-3%	32%	33%	491	515	374	347	-7%
Prof Malpractic	175	169	-3%	220	232	5%	63	137%	334	286	-14%	37%	32%	943	808	914	895	-2%
PIP Coverage	74	74	0%	91	76	-16%	2	103%	23	16	-30%	21%	16%	133	110	107	98	-8%
Real Property	143	139	-3%	137	140	2%	1	101%	79	65	-18%	30%	25%	262	229	264	256	-3%
Tort Other	724	746	3%	739	773	5%	27	104%	614	467	-24%	30%	26%	401	315	2,015	1,818	-10%
Toxic Tort	8	7	-13%	12	11	-8%	4	157%	13	14	8%	34%	40%	780	884	38	35	-8%
UM/UIM Bod Inj	515	517	0%	550	530	-4%	13	103%	313	268	-14%	21%	19%	289	261	1,496	1,389	-7%
Total	28,214	29,341	4%	26,490	28,952	9%	-389	99%	30,664	27,968	-9%	35%	33%	554	484	87,113	85,544	-2%

CIVIL BACKLOG SUMMARY BY CASETYPE

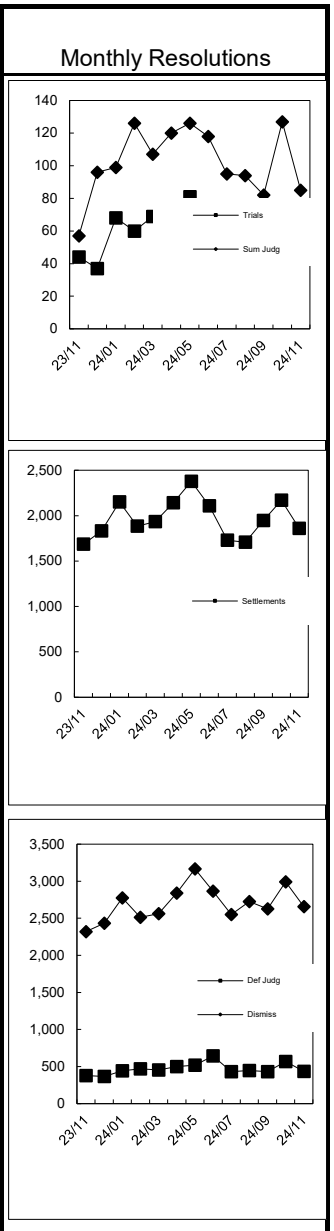
November 2024

STATE

	Cases in Backlog															Total Backlog
	Track 1					Track 2				Track 3			Track 4			
	12 to 18 months	18 to 24 months	24 to 36 months	over 36 months	Total Track 1	18 to 24 months	24 to 36 months	over 36 months	Total Track 2	24 to 36 months	over 36 months	Total Track 3	24 to 36 months	over 36 months	Total Track 4	
Act on Neg Inst	8	1	1	3	13	0	0	0	0	0	0	0	0	0	0	13
Assault & Bat	0	0	0	0	0	0	0	0	0	0	0	0	87	326	413	413
Auto - Pers Inj	0	0	0	0	0	0	1	0	1	83	779	862	0	0	0	863
Auto - Property	0	0	0	0	0	2,844	1,852	859	5,555	0	2	2	0	0	0	5,557
Book Account	0	0	0	0	0	31	20	6	57	0	0	0	0	0	0	57
Civil Rights	168	47	35	17	267	5	3	0	8	0	0	0	1	0	1	276
Complex Comme	0	1	0	0	1	0	3	0	3	82	158	240	0	3	3	247
Condemnation	0	0	0	0	0	0	0	0	0	0	0	0	75	132	207	207
Construction	0	0	0	1	1	0	0	0	0	17	23	40	0	0	0	41
Contract/Comme	0	0	0	0	0	49	46	74	169	0	1	1	0	0	0	170
Employment	1	0	1	0	2	440	348	241	1,029	1	0	1	0	0	0	1,032
Lieu of P. Writ	0	0	0	0	0	24	23	18	65	0	0	0	0	0	0	65
Medical Malprac	0	0	0	0	0	0	0	0	0	0	0	0	49	61	110	110
Name Change	0	0	0	0	0	0	0	0	0	491	592	1,083	0	0	0	1,083
Other Insurance	4	1	1	0	6	0	0	0	0	0	0	0	0	0	0	6
Other MCL	28	17	15	8	68	4	2	1	7	0	0	0	0	0	0	75
Other Track 1	0	0	0	0	0	0	0	0	0	0	0	0	1,284	10,234	11,518	11,518
Other Track 3	164	83	61	40	348	15	11	3	29	3	25	28	1	2	3	408
Other Track 4	0	0	0	0	0	0	0	0	0	336	272	608	0	0	0	608
Personal Injury	0	0	0	0	0	0	0	0	0	0	0	0	55	138	193	193
Prod Liability	0	0	0	0	0	1,832	1,291	600	3,723	3	69	72	0	0	0	3,795
Prof Malpractic	0	0	0	0	0	0	0	0	0	69	46	115	0	0	0	115
PIP Coverage	0	0	0	0	0	1	0	0	1	144	141	285	0	0	0	286
Real Property	2	6	5	2	15	0	0	1	1	0	0	0	0	0	0	16
Tort Other	25	18	11	10	64	0	0	0	0	0	1	1	0	0	0	65
Toxic Tort	1	1	0	0	2	171	134	121	426	0	38	38	1	0	1	467
#REF!	0	0	0	0	0	0	0	0	0	8	6	14	0	0	0	14
UM/UIM Bod Inj	0	0	0	0	0	144	88	36	268	0	0	0	0	0	0	268
Total	401	175	130	81	787	5,560	3,822	1,960	11,342	1,237	2,153	3,390	1,553	10,896	12,449	27,968

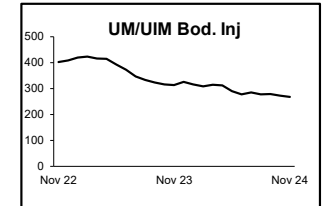
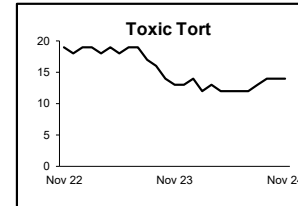
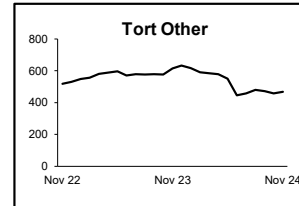
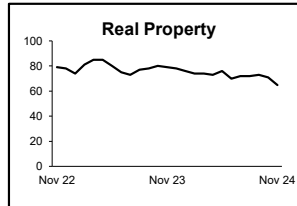
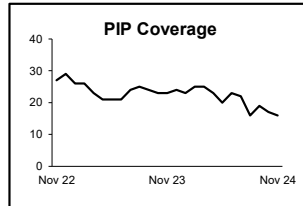
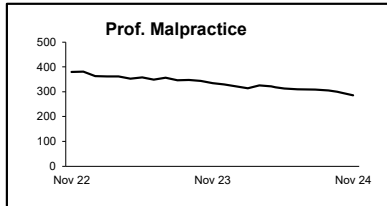
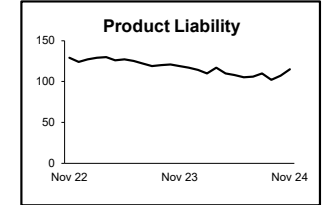
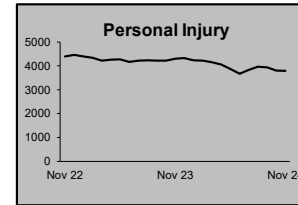
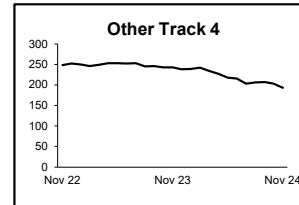
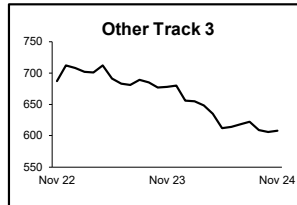
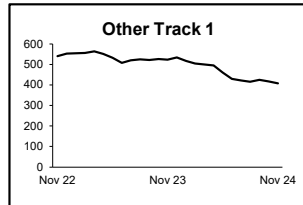
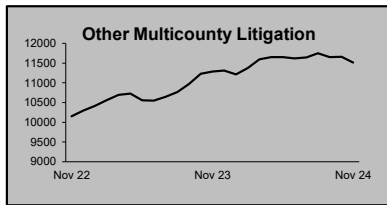
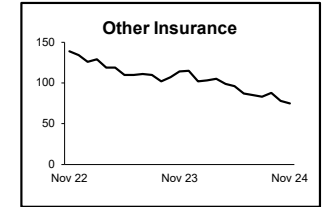
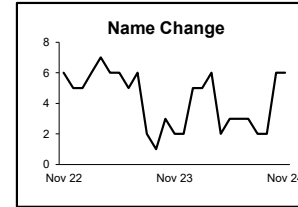
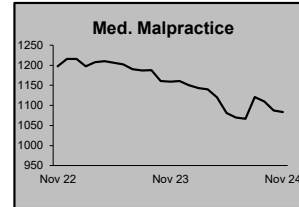
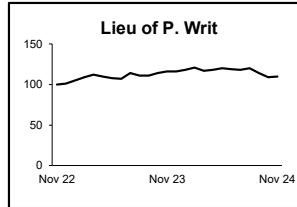
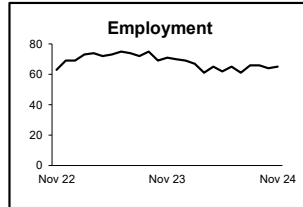
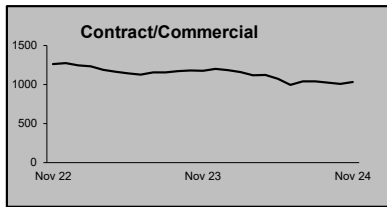
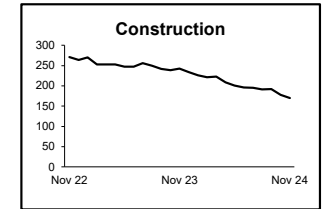
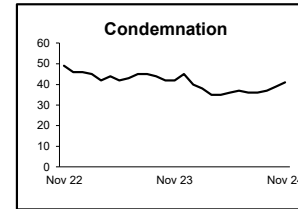
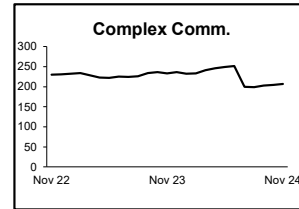
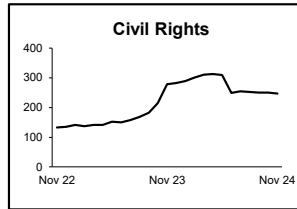
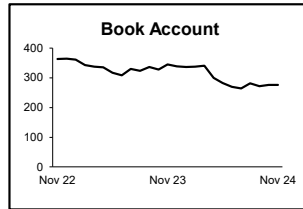
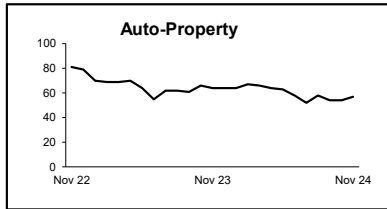
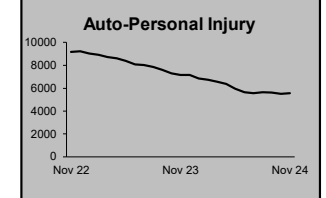
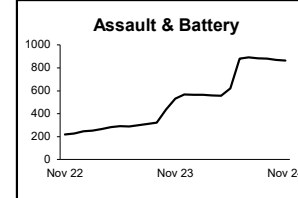
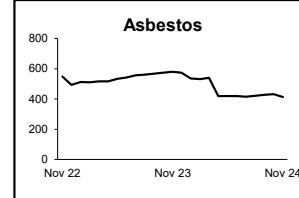
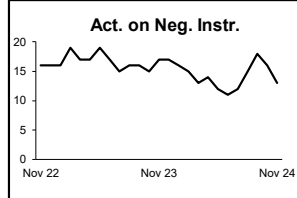
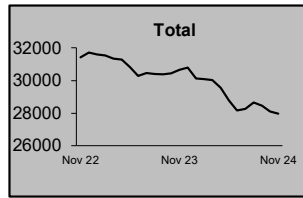
**CIVIL RESOLUTION SUMMARY BY CASETYPE
JULY 2024 - NOVEMBER 2024
STATE**

	Trial			Summary					Total	Percent resolved by					
	Jury	Nonjury	Total	Judgment	Settlement	Default Judgment	Dismiss	Other		Trial	Sum Jud	Settle	Default J	Dismiss	Other
Act on Neg Inst	0	0	0	7	7	20	21	2	57	0%	12%	12%	35%	37%	4%
Asbestos	0	0	0	0	68	0	13	2	83	0%	0%	82%	0%	16%	2%
Assault & Bat	0	0	0	1	47	3	53	4	108	0%	1%	44%	3%	49%	4%
Auto - Pers Inj	85	2	87	61	3,680	50	4,825	357	9,060	1%	1%	41%	1%	53%	4%
Auto - Property	0	0	0	5	98	151	209	9	472	0%	1%	21%	32%	44%	2%
Book Account	3	8	11	94	764	1,147	1,295	47	3,358	0%	3%	23%	34%	39%	1%
Civil Rights	2	0	2	5	24	0	100	20	151	1%	3%	16%	0%	66%	13%
Complex Commerc	2	0	2	2	35	4	56	14	113	2%	2%	31%	4%	50%	12%
Condemnation	1	0	1	3	11	1	8	28	52	2%	6%	21%	2%	15%	54%
Construction	4	2	6	3	81	18	80	7	195	3%	2%	42%	9%	41%	4%
Contract/Commer	12	29	41	123	892	682	1,864	185	3,787	1%	3%	24%	18%	49%	5%
Employment	0	1	1	1	38	4	58	18	120	1%	1%	32%	3%	48%	15%
Lieu of P. Writ	1	19	20	13	28	1	115	25	202	10%	6%	14%	0%	57%	12%
Medical Malprac	26	1	27	7	202	0	175	32	443	6%	2%	46%	0%	40%	7%
Name Change	0	0	0	0	0	0	92	1,296	1,388	0%	0%	0%	0%	7%	93%
Other Insurance	1	1	2	10	41	11	105	20	189	1%	5%	22%	6%	56%	11%
Other MCL	0	0	0	0	181	0	453	4	638	0%	0%	28%	0%	71%	1%
Other Track 1	2	5	7	36	412	69	759	312	1,595	0%	2%	26%	4%	48%	20%
Other Track 3	9	2	11	13	354	4	442	120	944	1%	1%	38%	0%	47%	13%
Other Track 4	1	0	1	7	40	15	29	4	96	1%	7%	42%	16%	30%	4%
Personal Injury	31	0	31	67	1,758	35	1,873	275	4,039	1%	2%	44%	1%	46%	7%
Prod Liability	1	0	1	0	32	3	43	21	100	1%	0%	32%	3%	43%	21%
Prof Malpractic	4	0	4	6	115	2	93	12	232	2%	3%	50%	1%	40%	5%
PIP Coverage	0	0	0	1	26	0	42	7	76	0%	1%	34%	0%	55%	9%
Real Property	1	4	5	5	35	8	69	18	140	4%	4%	25%	6%	49%	13%
Tort Other	6	2	8	11	247	82	375	50	773	1%	1%	32%	11%	49%	6%
Toxic Tort	1	0	1	0	3	0	6	1	11	9%	0%	27%	0%	55%	9%
UM/UIIM Bod Inj	7	0	7	2	190	6	300	25	530	1%	0%	36%	1%	57%	5%
Total	200	76	276	483	9,409	2,316	13,553	2,915	28,952	1%	2%	32%	8%	47%	10%



**CIVIL BACKLOG BY CASETYPE
NOVEMBER 2024
STATE**

	Total	Backlog	% chg
Nov 22		31,436	
Nov 23		30,664	-2%
Nov 24		27,968	-9%



1) Casetypes with the state's largest backlogs are highlighted.