



**New Jersey Judiciary
CIVIL STATISTICS
October 2024**

TABLE OF CONTENTS

Introduction, Abbreviations, and Glossary	i
Tables and Graphs By County	1
Tables and Graphs by Case Type	
Atlantic	3
Bergen	7
Burlington	11
Camden	15
Cape May	19
Cumberland	23
Essex	27
Gloucester	31
Hudson	35
Hunterdon	39
Mercer	43
Middlesex	47
Monmouth	51
Morris	55
Ocean	59
Passaic	63
Salem	67
Somerset	71
Sussex	75
Union	79
Warren	83
State	87

INTRODUCTION

CIVIL STATISTICS provides court year-to-date civil-law statistics for New Jersey's twenty-one counties. Data is compiled from a monthly statistical extract of the Automated Case Management System.

The report provides 4-page summaries of filings, resolutions, clearance, backlog, and active pending by case type for counties and the state. Case type categories are based on the Case Information Statement (CIS). Some categories are consolidated as shown in the table on the next page.

GLOSSARY

Filings: Filings include new, reopened, reactivated, and transferred cases

Resolutions: Include trials, summary judgments, settlements, default judgments dismissals, inactivations, transfers, and other summary matters

Clearance: Resolutions minus filings

Backlog: Cases over case processing goal as listed below. Cases are aged from date of complaint exclusive of inactive and closed time.

 Track 1 backlog = over 12 months

 Track 2 backlog = over 18 months

 Track 3 backlog = over 24 months

 Track 4 backlog = over 24 months

Backlog Per 100 Monthly Filings: $(\text{backlog}) / (\text{average monthly filings in previous court year}) * 100$

Active Pending: Cases not resolved. Does not include inactive cases.

CIVIL STATISTICS is produced by the Administrative Office of the Courts' Quantitative Research Unit. Questions or comments can be directed to:

Quantitative Research Unit: PO Box 037, Trenton, NJ 08625
(609) 815-2900 x52530

CASE TYPE ABBREVIATIONS

TRACK I

Action on Negotiable Instrument (Act on New Inst)

Book Account

Name Change

Other Insurance Claim Including Declaratory Judgment Actions (other insurance)

PIP Coverage

Real Property

Other Track 1: Forfeiture, Summary Action, UM or UIM Claim, Lemon Law, Open Public Records Act, Tenancy, Miscellaneous, No Show Jurors
UM/UIM Coverage

TRACK II

Auto Negligence - Personal Injury

Auto Negligence - Property Damage

Construction

Contract/Commercial Transactions

Employment other than CEPA or LAD

Personal Injury

Tort - Other

UM/UIM Bodily Injury

TRACK III

Assault and Battery

Civil Rights

Condemnation

Medical Malpractice

Product Liability

Professional Malpractice

Toxic Tort

Other Track 3: Defamation, Inverse Condemnation, Whistle Blower/Conscientious, Employee Protection Act, Law Against Discrimination

TRACK IV

Action in Lieu of Prerogative Writ (Lieu of P. Writ)

Asbestos

Complex Commercial

Other Multicounty Litigation (formerly "mass tort") and/or Centrally Managed Cases:

Abilify, Allergen Biocell Textured Breast Implants, Asbestos, Bard Implanted Port Catheter Products,

DePuy ASR Hip Implant, Elmiron Pelvic Mesh - Bard, Pelvic Mesh - Gynecare, Physiomesh,

Pinnacle Metal -on- Metal (MoM) Hip Implants, Proceed Surgical Mesh/Proceed Ventral Patch, Prolene Hernia System Mesh,

Proton-Pump Inhibitors, Singulair, Strattice Hernia Mesh, Stryker Hip/ABG II, Stryker LFIT CoCr V40 Femoral Heads,

Stryker Trident Hip Implants, Talc-Powder, Tassigna, Taxotere/Docetaxel, Zostavax.

Other Track 4: Complex Construction, Cullen Lit., Environmental Coverage Litigation, False Claims, Insurance Fraud, Mt. Laurel

**CIVIL CASELOAD SUMMARY BY COUNTY
OCTOBER 2024
STATE**

	Filings			Resolutions			Clearance		Backlog			Backlog Percent		Backlog Per 100 Monthly Filings		Active Pending		
	Jul 2023 to Oct 2023	Jul 2024 to Oct 2024	percent change	Jul 2023 to Oct 2023	Jul 2024 to Oct 2024	percent change	Oct 2024		Oct 2023	Oct 2024	percent change	Oct 2023	Oct 2024	Oct 2023	Oct 2024	Oct 2023	Oct 2024	percent change
							number	percent										
Atlantic	1,747	918	-47%	793	921	16%	3	100%	4,944	5,770	17%	54%	64%	1,684	2,556	9,155	9,031	-1%
Bergen	2,559	2,706	6%	2,564	2,937	15%	231	109%	4,880	4,194	-14%	43%	40%	786	634	11,331	10,570	-7%
Burlington	856	976	14%	858	860	0%	-116	88%	321	296	-8%	14%	12%	146	127	2,274	2,442	7%
Camden	1,238	1,405	13%	1,378	1,339	-3%	-66	95%	531	461	-13%	16%	13%	166	135	3,412	3,512	3%
Cape May	159	162	2%	160	174	9%	12	107%	97	99	2%	18%	19%	233	232	533	518	-3%
Cumberland	290	254	-12%	241	290	20%	36	114%	154	144	-6%	19%	19%	226	222	790	744	-6%
Essex	3,105	3,358	8%	3,068	3,418	11%	60	102%	4,954	4,141	-16%	38%	33%	649	518	13,178	12,512	-5%
Gloucester	518	574	11%	509	552	8%	-22	96%	272	259	-5%	19%	17%	214	187	1,433	1,496	4%
Hudson	1,633	1,817	11%	1,672	1,724	3%	-93	95%	1,351	1,076	-20%	25%	20%	335	252	5,315	5,322	0%
Hunterdon	173	198	14%	133	203	53%	5	103%	182	165	-9%	33%	29%	424	354	557	578	4%
Mercer	879	925	5%	904	859	-5%	-66	93%	883	841	-5%	31%	29%	413	379	2,881	2,940	2%
Middlesex	2,609	2,558	-2%	2,406	2,663	11%	105	104%	6,341	6,105	-4%	48%	48%	983	934	13,126	12,846	-2%
Monmouth	1,468	1,568	7%	1,463	1,482	1%	-86	95%	1,119	836	-25%	24%	19%	319	220	4,678	4,489	-4%
Morris	840	918	9%	778	876	13%	-42	95%	720	502	-30%	27%	20%	359	229	2,684	2,563	-5%
Ocean	1,023	1,237	21%	1,062	1,051	-1%	-186	85%	793	739	-7%	24%	21%	301	255	3,374	3,553	5%
Passaic	1,307	1,412	8%	1,288	1,386	8%	-26	98%	914	839	-8%	22%	19%	292	246	4,104	4,317	5%
Salem	70	108	54%	74	91	23%	-17	84%	43	36	-16%	21%	15%	213	144	201	237	18%
Somerset	587	627	7%	466	636	36%	9	101%	530	491	-7%	30%	27%	395	331	1,783	1,806	1%
Sussex	217	238	10%	186	222	19%	-16	93%	142	91	-36%	24%	17%	290	175	587	550	-6%
Union	1,549	1,790	16%	1,409	1,505	7%	-285	84%	1,151	924	-20%	23%	18%	300	221	4,999	5,266	5%
Warren	130	177	36%	112	165	47%	-12	93%	128	100	-22%	31%	24%	388	263	414	421	2%
Total	22,957	23,926	4%	21,524	23,354	9%	-572	98%	30,450	28,109	-8%	35%	33%	553	487	86,809	85,713	-1%

CIVIL BACKLOG SUMMARY BY CASETYPE

October 2024

STATE

	Cases in Backlog															
	Track 1					Track 2				Track 3			Track 4			Total Backlog
	12 to 18 months	18 to 24 months	24 to 36 months	over 36 months	Total Track 1	18 to 24 months	24 to 36 months	over 36 months	Total Track 2	24 to 36 months	over 36 months	Total Track 3	24 to 36 months	over 36 months	Total Track 4	
Atlantic	20	6	4	10	40	180	131	47	358	38	33	71	1,021	4,280	5,301	5,770
Bergen	36	21	10	1	68	639	465	163	1,267	142	139	281	293	2,285	2,578	4,194
Burlington	0	0	0	0	0	130	60	14	204	46	32	78	8	6	14	296
Camden	15	5	4	0	24	191	91	28	310	64	47	111	3	13	16	461
Cape May	0	0	1	2	3	26	21	3	50	27	14	41	1	4	5	99
Cumberland	6	6	1	1	14	44	40	11	95	18	11	29	1	5	6	144
Essex	93	46	32	25	196	1,076	1,087	782	2,945	335	579	914	22	64	86	4,141
Gloucester	18	5	3	2	28	90	63	15	168	26	23	49	4	10	14	259
Hudson	38	13	13	13	77	443	232	109	784	57	76	133	34	48	82	1,076
Hunterdon	4	2	5	1	12	34	31	25	90	18	36	54	2	7	9	165
Mercer	4	1	2	2	9	171	156	99	426	139	244	383	12	11	23	841
Middlesex	28	13	3	1	45	783	501	177	1,461	174	111	285	126	4,188	4,314	6,105
Monmouth	33	16	9	6	64	287	184	83	554	96	77	173	23	22	45	836
Morris	8	1	0	0	9	170	105	10	285	75	105	180	8	20	28	502
Ocean	38	6	15	3	62	262	194	81	537	72	63	135	2	3	5	739
Passaic	17	9	9	6	41	294	199	75	568	87	121	208	7	15	22	839
Salem	0	2	1	1	4	16	6	2	24	2	4	6	0	2	2	36
Somerset	12	3	1	1	17	140	130	89	359	30	54	84	15	16	31	491
Sussex	2	0	1	0	3	38	20	4	62	10	13	23	1	2	3	91
Union	41	14	20	8	83	360	207	108	675	63	73	136	7	23	30	924
Warren	3	2	3	0	8	26	18	17	61	11	16	27	0	4	4	100
Total	416	171	137	83	807	5,400	3,941	1,942	11,283	1,530	1,871	3,401	1,590	11,028	12,618	28,109

**CIVIL CASELOAD SUMMARY BY CASETYPE
OCTOBER 2024
ATLANTIC**

	Filings			Resolutions			Clearance		Backlog			Backlog Percent		Backlog Per 100 Monthly Filings		Active Pending		
	Jul 2023 to Oct 2023	Jul 2024 to Oct 2024	percent change	Jul 2023 to Oct 2023	Jul 2024 to Oct 2024	percent change	Oct 2024		Oct 2023	Oct 2024	percent change	Oct 2023	Oct 2024	Oct 2023	Oct 2024	Oct 2023	Oct 2024	percent change
							number	percent										
Act on Neg Inst	0	2		1	1	0%	-1	50%	0	0	0%	0%	0%	0	0	1	2	100%
Asbestos	0	0	0%	0	0	0%	0	100%	0	0	0%	0%	0%	0	0	0	0	0%
Assault & Bat	4	2	-50%	2	5	150%	3	250%	6	5	-17%	38%	50%	1,200	1,500	16	10	-38%
Auto - Pers Inj	217	199	-8%	221	221	0%	22	111%	183	145	-21%	23%	21%	332	299	798	694	-13%
Auto - Property	13	10	-23%	7	17	143%	7	170%	1	1	0%	4%	4%	40	30	26	23	-12%
Book Account	101	141	40%	72	141	96%	0	100%	11	10	-9%	6%	5%	41	32	183	182	-1%
Civil Rights	6	6	0%	6	6	0%	0	100%	7	4	-43%	29%	24%	560	320	24	17	-29%
Complex Comme	2	2	0%	2	1	-50%	-1	50%	4	2	-50%	44%	40%	533	800	9	5	-44%
Condemnation	0	2		0	0	0%	-2	0%	0	0	0%	0%	0%	0	0	0	2	
Construction	11	16	45%	7	8	14%	-8	50%	11	9	-18%	38%	25%	574	360	29	36	24%
Contract/Comme	89	96	8%	85	65	-24%	-31	68%	26	21	-19%	13%	10%	111	96	208	221	6%
Employment	1	3	200%	4	5	25%	2	167%	1	3	200%	8%	27%	100	257	12	11	-8%
Lieu of P. Writ	3	4	33%	3	4	33%	0	100%	3	2	-33%	23%	13%	327	150	13	15	15%
Medical Malprac	14	8	-43%	15	15	0%	7	188%	41	27	-34%	48%	36%	1,640	1,117	85	75	-12%
Name Change	30	27	-10%	28	45	61%	18	167%	0	0	0%	0%	0%	0	0	13	14	8%
Other Insurance	8	2	-75%	9	2	-78%	0	100%	3	5	67%	23%	50%	225	667	13	10	-23%
Other MCL	948	119	-87%	52	102	96%	-17	86%	4,396	5,292	20%	66%	79%	4,752	17,888	6,644	6,683	1%
Other Track 1	59	57	-3%	47	53	13%	-4	93%	29	23	-21%	24%	24%	213	180	119	97	-18%
Other Track 3	32	39	22%	31	32	3%	-7	82%	33	27	-18%	22%	18%	392	321	150	150	0%
Other Track 4	3	0	-100%	1	1	0%	1	100%	7	5	-29%	54%	50%	1,200	1,500	13	10	-23%
Personal Injury	150	132	-12%	143	144	1%	12	109%	130	153	18%	22%	26%	336	412	598	590	-1%
Prod Liability	7	7	0%	6	9	50%	2	129%	3	2	-33%	18%	7%	164	75	17	28	65%
Prof Malpractic	3	2	-33%	3	4	33%	2	200%	11	6	-45%	42%	22%	1,200	514	26	27	4%
PIP Coverage	1	0	-100%	3	1	-67%	1	100%	2	1	-50%	67%	25%	400	300	3	4	33%
Real Property	5	7	40%	2	4	100%	-3	57%	3	1	-67%	25%	11%	257	100	12	9	-25%
Tort Other	20	23	15%	22	17	-23%	-6	74%	19	15	-21%	27%	24%	351	333	71	63	-11%
Toxic Tort	0	0	0%	2	0	-100%	0	100%	0	0	0%	0%	0%	0	0	0	1	
UM/UIM Bod Inj	20	12	-40%	19	18	-5%	6	150%	14	11	-21%	19%	21%	300	281	72	52	-28%
Total	1,747	918	-47%	793	921	16%	3	100%	4,944	5,770	17%	54%	64%	1,684	2,556	9,155	9,031	-1%

CIVIL BACKLOG SUMMARY BY CASETYPE

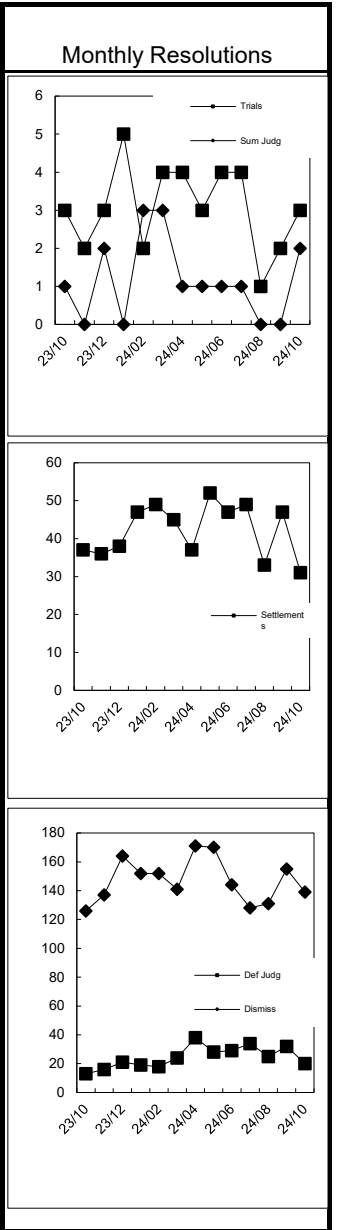
October 2024

ATLANTIC

	Cases in Backlog															
	Track 1					Track 2				Track 3			Track 4			Total Backlog
	12 to 18 months	18 to 24 months	24 to 36 months	over 36 months	Total Track 1	18 to 24 months	24 to 36 months	over 36 months	Total Track 2	24 to 36 months	over 36 months	Total Track 3	24 to 36 months	over 36 months	Total Track 4	
Act on Neg Inst	0	0	0	0	0	0	0	0	0	0	0	0	0	0	0	0
Asbestos	0	0	0	0	0	0	0	0	0	0	0	0	0	0	0	0
Assault & Bat	0	0	0	0	0	0	0	0	0	2	3	5	0	0	0	5
Auto - Pers Inj	0	0	0	0	0	68	58	19	145	0	0	0	0	0	0	145
Auto - Property	0	0	0	0	0	0	1	0	1	0	0	0	0	0	0	1
Book Account	8	1	0	1	10	0	0	0	0	0	0	0	0	0	0	10
Civil Rights	0	0	0	0	0	0	0	0	0	2	2	4	0	0	0	4
Complex Commer	0	0	0	0	0	0	0	0	0	0	0	0	1	1	2	2
Condemnation	0	0	0	0	0	0	0	0	0	0	0	0	0	0	0	0
Construction	0	0	0	0	0	4	4	1	9	0	0	0	0	0	0	9
Contract/Commer	0	0	0	0	0	14	5	2	21	0	0	0	0	0	0	21
Employment	0	0	0	0	0	1	2	0	3	0	0	0	0	0	0	3
Lieu of P. Writ	0	0	0	0	0	0	0	0	0	0	0	0	1	1	2	2
Medical Malprac	0	0	0	0	0	0	0	0	0	12	15	27	0	0	0	27
Name Change	0	0	0	0	0	0	0	0	0	0	0	0	0	0	0	0
Other Insurance	3	0	0	2	5	0	0	0	0	0	0	0	0	0	0	5
Other Mass Tort	0	0	0	0	0	0	0	0	0	0	0	0	1,019	4,273	5,292	5,292
Other Track 1	8	5	4	6	23	0	0	0	0	0	0	0	0	0	0	23
Other Track 3	0	0	0	0	0	0	0	0	0	18	9	27	0	0	0	27
Other Track 4	0	0	0	0	0	0	0	0	0	0	0	0	0	5	5	5
Personal Injury	0	0	0	0	0	78	55	20	153	0	0	0	0	0	0	153
Prod Liability	0	0	0	0	0	0	0	0	0	2	0	2	0	0	0	2
Prof Malpractic	0	0	0	0	0	0	0	0	0	2	4	6	0	0	0	6
PIP Coverage	0	0	0	1	1	0	0	0	0	0	0	0	0	0	0	1
Real Property	1	0	0	0	1	0	0	0	0	0	0	0	0	0	0	1
Tort Other	0	0	0	0	0	9	3	3	15	0	0	0	0	0	0	15
Toxic Tort	0	0	0	0	0	0	0	0	0	0	0	0	0	0	0	0
UM/UIM Bod Inj	0	0	0	0	0	6	3	2	11	0	0	0	0	0	0	11
Total	20	6	4	10	40	180	131	47	358	38	33	71	1,021	4,280	5,301	5,770

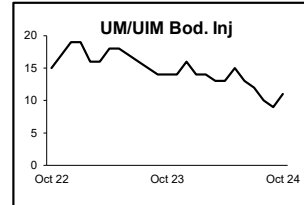
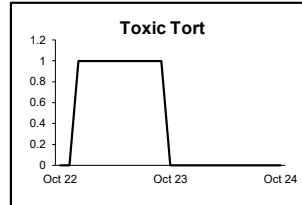
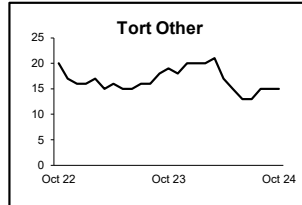
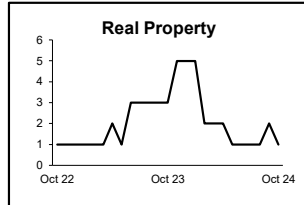
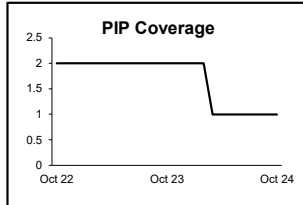
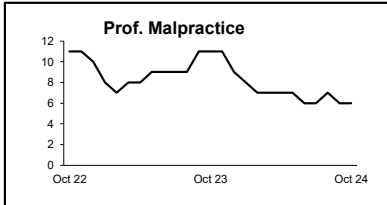
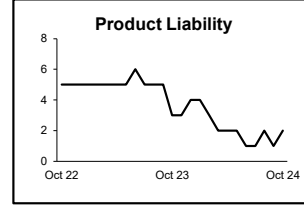
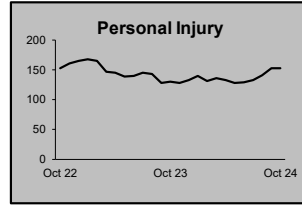
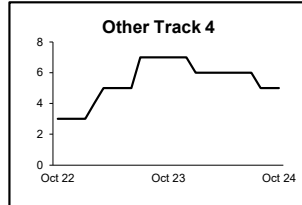
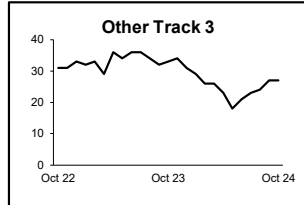
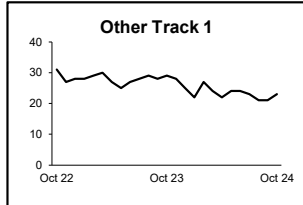
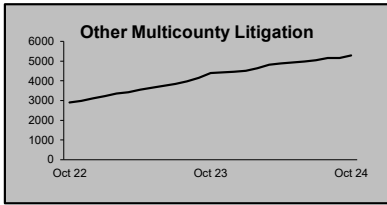
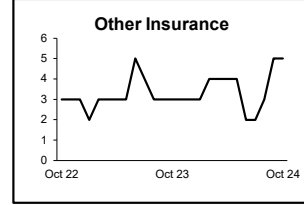
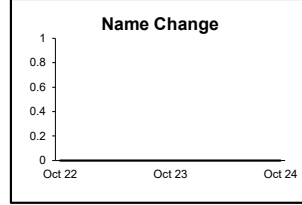
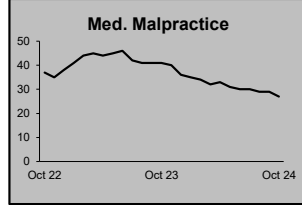
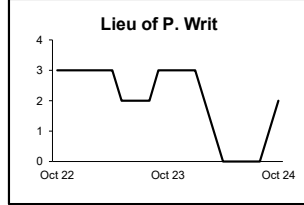
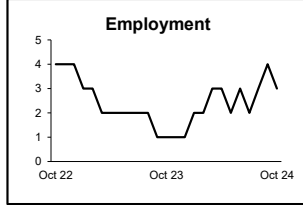
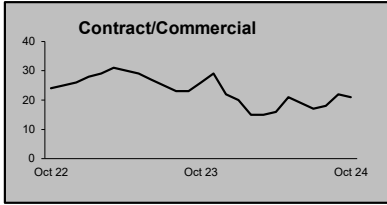
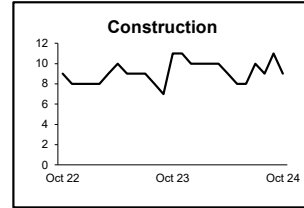
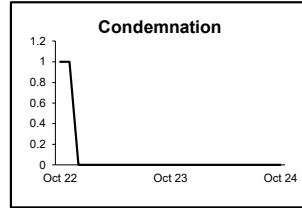
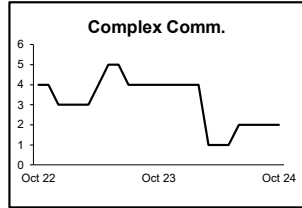
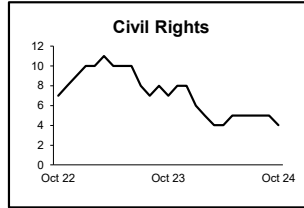
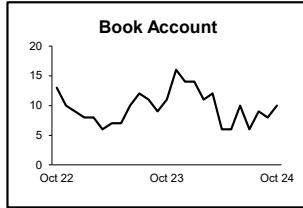
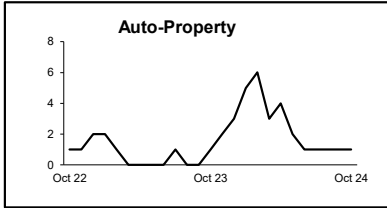
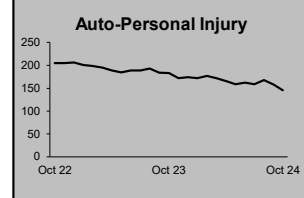
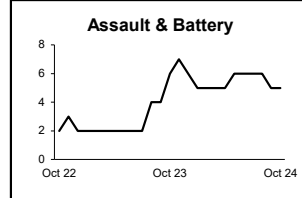
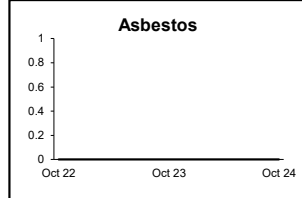
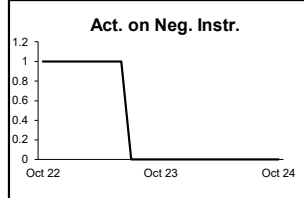
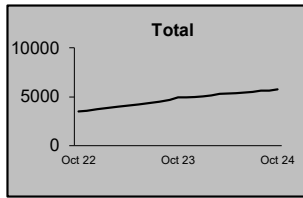
**CIVIL RESOLUTION SUMMARY BY CASETYPE
JULY 2024 - OCTOBER 2024
ATLANTIC**

	Trial			Summary					Total	Percent resolved by					
	Jury	Nonjury	Total	Judgment	Settlement	Default Judgment	Dismiss	Other		Trial	Sum Jud	Settle	Default J	Dismiss	Other
Act on Neg Inst	0	0	0	0	0	1	0	0	1	0%	0%	0%	100%	0%	0%
Asbestos	0	0	0	0	0	0	0	0	0	0%	0%	0%	0%	0%	0%
Assault & Bat	0	0	0	0	0	0	5	0	5	0%	0%	0%	0%	100%	0%
Auto - Pers Inj	2	0	2	0	53	2	156	8	221	1%	0%	24%	1%	71%	4%
Auto - Property	0	0	0	0	2	5	10	0	17	0%	0%	12%	29%	59%	0%
Book Account	0	0	0	1	21	78	41	0	141	0%	1%	15%	55%	29%	0%
Civil Rights	1	0	1	0	1	0	3	1	6	17%	0%	17%	0%	50%	17%
Complex Commerc	0	0	0	0	0	0	1	0	1	0%	0%	0%	0%	100%	0%
Condemnation	0	0	0	0	0	0	0	0	0	0%	0%	0%	0%	0%	0%
Construction	0	0	0	0	3	2	3	0	8	0%	0%	38%	25%	38%	0%
Contract/Commer	0	0	0	1	10	15	37	2	65	0%	2%	15%	23%	57%	3%
Employment	0	0	0	0	1	0	4	0	5	0%	0%	20%	0%	80%	0%
Lieu of P. Writ	0	0	0	0	1	0	2	1	4	0%	0%	25%	0%	50%	25%
Medical Malprac	2	0	2	0	7	0	5	1	15	13%	0%	47%	0%	33%	7%
Name Change	0	0	0	0	0	0	2	43	45	0%	0%	0%	0%	4%	96%
Other Insurance	0	0	0	0	0	0	2	0	2	0%	0%	0%	0%	100%	0%
Other MCL	0	0	0	0	0	0	102	0	102	0%	0%	0%	0%	100%	0%
Other Track 1	1	1	2	0	10	5	21	15	53	4%	0%	19%	9%	40%	28%
Other Track 3	0	0	0	0	7	0	24	1	32	0%	0%	22%	0%	75%	3%
Other Track 4	0	0	0	0	0	1	0	0	1	0%	0%	0%	100%	0%	0%
Personal Injury	1	0	1	0	34	1	97	11	144	1%	0%	24%	1%	67%	8%
Prod Liability	0	0	0	0	1	0	8	0	9	0%	0%	11%	0%	89%	0%
Prof Malpractic	0	0	0	0	3	0	1	0	4	0%	0%	75%	0%	25%	0%
PIP Coverage	0	0	0	0	0	0	1	0	1	0%	0%	0%	0%	100%	0%
Real Property	0	0	0	0	1	0	3	0	4	0%	0%	25%	0%	75%	0%
Tort Other	0	0	0	0	5	0	11	1	17	0%	0%	29%	0%	65%	6%
Toxic Tort	0	0	0	0	0	0	0	0	0	0%	0%	0%	0%	0%	0%
UM/UIIM Bod Inj	2	0	2	1	0	1	14	0	18	11%	6%	0%	6%	78%	0%
Total	9	1	10	3	160	111	553	84	921	1%	0%	17%	12%	60%	9%



**CIVIL BACKLOG BY CASETYPE
OCTOBER 2024
ATLANTIC**

	Total	Backlog	% chg
Oct 22		3,495	
Oct 23		4,944	41%
Oct 24		5,770	17%



1) Casetypes with the state's largest backlogs are highlighted.

**CIVIL CASELOAD SUMMARY BY CASETYPE
OCTOBER 2024
BERGEN**

	Filings			Resolutions			Clearance		Backlog			Backlog Percent		Backlog Per 100 Monthly Filings		Active Pending		
	Jul 2023 to Oct 2023	Jul 2024 to Oct 2024	percent change	Jul 2023 to Oct 2023	Jul 2024 to Oct 2024	percent change	Oct 2024		Oct 2023	Oct 2024	percent change	Oct 2023	Oct 2024	Oct 2023	Oct 2024	Oct 2023	Oct 2024	percent change
							number	percent										
Act on Neg Inst	9	7	-22%	7	11	57%	4	157%	2	0	-100%	17%	0%	141	0	12	11	-8%
Asbestos	0	0	0%	0	0	0%	0	100%	0	0	0%	0%	0%	0	0	0	0	0%
Assault & Bat	5	8	60%	4	17	325%	9	213%	27	16	-41%	54%	50%	2,025	1,371	50	32	-36%
Auto - Pers Inj	806	874	8%	866	892	3%	18	102%	845	585	-31%	27%	20%	441	276	3,150	2,987	-5%
Auto - Property	22	22	0%	27	42	56%	20	191%	8	3	-63%	10%	5%	101	36	78	66	-15%
Book Account	331	401	21%	266	367	38%	-34	92%	50	28	-44%	10%	5%	66	30	493	583	18%
Civil Rights	8	19	138%	5	12	140%	-7	63%	8	17	113%	19%	37%	384	680	43	46	7%
Complex Commerc	11	19	73%	15	14	-7%	-5	74%	27	25	-7%	39%	36%	675	545	70	69	-1%
Condemnation	0	2		2	1	-50%	-1	50%	1	2	100%	20%	25%	200	800	5	8	60%
Construction	14	28	100%	22	26	18%	-2	93%	28	32	14%	37%	34%	600	505	76	93	22%
Contract/Commer	363	430	18%	363	349	-4%	-81	81%	153	128	-16%	18%	13%	165	130	870	974	12%
Employment	9	17	89%	9	11	22%	-6	65%	7	6	-14%	23%	20%	263	212	30	30	0%
Lieu of P. Writ	21	19	-10%	24	21	-13%	2	111%	10	4	-60%	21%	9%	267	94	48	43	-10%
Medical Malprac	29	37	28%	43	40	-7%	3	108%	152	137	-10%	51%	48%	1,824	1,495	299	284	-5%
Name Change	94	103	10%	96	123	28%	20	119%	0	0	0%	0%	0%	0	0	47	40	-15%
Other Insurance	24	27	13%	16	20	25%	-7	74%	8	15	88%	17%	28%	145	281	46	53	15%
Other MCL	117	21	-82%	160	227	42%	206	1081%	2,876	2,531	-12%	85%	94%	15,904	46,726	3,374	2,691	-20%
Other Track 1	116	122	5%	88	152	73%	30	125%	14	15	7%	8%	10%	48	42	179	144	-20%
Other Track 3	81	62	-23%	59	65	10%	3	105%	45	62	38%	15%	19%	249	322	293	335	14%
Other Track 4	3	7	133%	15	7	-53%	0	100%	25	17	-32%	60%	39%	1,579	850	42	44	5%
Personal Injury	339	313	-8%	309	370	20%	57	118%	450	441	-2%	28%	30%	517	555	1,587	1,451	-9%
Prod Liability	8	19	138%	9	12	33%	-7	63%	11	4	-64%	33%	5%	508	58	33	86	161%
Prof Malpractic	18	14	-22%	27	28	4%	14	200%	43	40	-7%	40%	40%	1,200	980	108	101	-6%
PIP Coverage	6	5	-17%	9	8	-11%	3	160%	3	2	-33%	20%	20%	144	126	15	10	-33%
Real Property	19	12	-37%	14	12	-14%	0	100%	7	10	43%	19%	31%	187	324	36	32	-11%
Tort Other	66	71	8%	62	70	13%	-1	99%	53	50	-6%	25%	23%	299	313	213	214	0%
Toxic Tort	1	0	-100%	2	0	-100%	0	100%	2	3	50%	40%	100%	800	3,600	5	3	-40%
UM/UIM Bod Inj	39	47	21%	45	40	-11%	-7	85%	25	21	-16%	19%	15%	270	192	129	140	9%
Total	2,559	2,706	6%	2,564	2,937	15%	231	109%	4,880	4,194	-14%	43%	40%	786	634	11,331	10,570	-7%

CIVIL BACKLOG SUMMARY BY CASETYPE

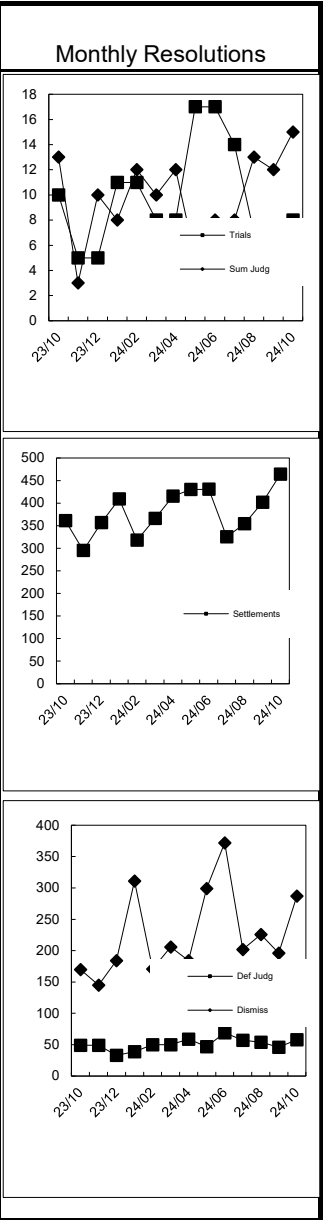
October 2024

BERGEN

	Cases in Backlog															
	Track 1					Track 2				Track 3			Track 4			Total Backlog
	12 to 18 months	18 to 24 months	24 to 36 months	over 36 months	Total Track 1	18 to 24 months	24 to 36 months	over 36 months	Total Track 2	24 to 36 months	over 36 months	Total Track 3	24 to 36 months	over 36 months	Total Track 4	
Act on Neg Inst	0	0	0	0	0	0	0	0	0	0	0	0	0	0	0	0
Asbestos	0	0	0	0	0	0	0	0	0	0	0	0	0	0	0	0
Assault & Bat	0	0	0	0	0	0	0	0	0	6	10	16	0	0	0	16
Auto - Pers Inj	0	0	0	0	0	296	223	66	585	0	0	0	0	0	0	585
Auto - Property	0	0	0	0	0	1	1	1	3	0	0	0	0	0	0	3
Book Account	18	8	2	0	28	0	0	0	0	0	0	0	0	0	0	28
Civil Rights	0	0	0	0	0	0	0	0	0	13	4	17	0	0	0	17
Complex Comme	0	0	0	0	0	0	0	0	0	0	0	0	10	15	25	25
Condemnation	0	0	0	0	0	0	0	0	0	1	1	2	0	0	0	2
Construction	0	0	0	0	0	11	9	12	32	0	0	0	0	0	0	32
Contract/Comme	0	0	0	0	0	59	39	30	128	0	0	0	0	0	0	128
Employment	0	0	0	0	0	1	4	1	6	0	0	0	0	0	0	6
Lieu of P. Writ	0	0	0	0	0	0	0	0	0	0	0	0	3	1	4	4
Medical Malprac	0	0	0	0	0	0	0	0	0	54	83	137	0	0	0	137
Name Change	0	0	0	0	0	0	0	0	0	0	0	0	0	0	0	0
Other Insurance	7	5	3	0	15	0	0	0	0	0	0	0	0	0	0	15
Other Mass Tort	0	0	0	0	0	0	0	0	0	0	0	0	271	2,260	2,531	2,531
Other Track 1	7	3	3	0	13	0	1	0	1	0	0	0	1	0	1	15
Other Track 3	0	0	0	0	0	0	0	0	0	41	21	62	0	0	0	62
Other Track 4	0	0	0	0	0	0	0	0	0	0	0	0	8	9	17	17
Personal Injury	0	0	0	0	0	228	174	39	441	0	0	0	0	0	0	441
Prod Liability	0	0	0	0	0	0	0	0	0	3	1	4	0	0	0	4
Prof Malpractic	0	0	0	0	0	0	0	0	0	22	18	40	0	0	0	40
PIP Coverage	0	1	0	1	2	0	0	0	0	0	0	0	0	0	0	2
Real Property	4	4	2	0	10	0	0	0	0	0	0	0	0	0	0	10
Tort Other	0	0	0	0	0	26	11	13	50	0	0	0	0	0	0	50
Toxic Tort	0	0	0	0	0	0	0	0	0	2	1	3	0	0	0	3
UM/UIM Bod Inj	0	0	0	0	0	17	3	1	21	0	0	0	0	0	0	21
Total	36	21	10	1	68	639	465	163	1,267	142	139	281	293	2,285	2,578	4,194

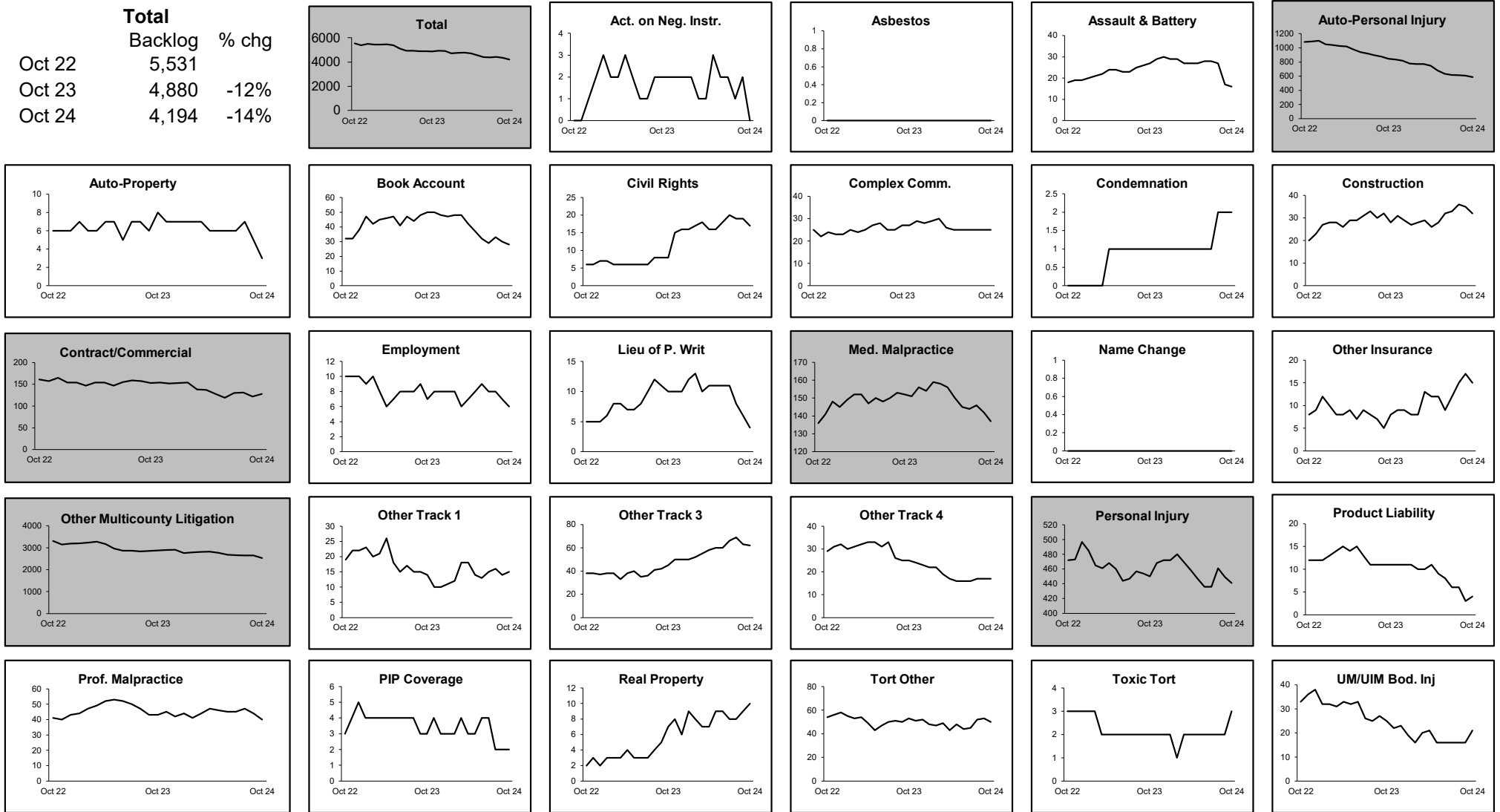
**CIVIL RESOLUTION SUMMARY BY CASETYPE
JULY 2024 - OCTOBER 2024
BERGEN**

	Trial			Summary					Total	Percent resolved by					
	Jury	Nonjury	Total	Judgment	Settlement	Default Judgment	Dismiss	Other		Trial	Sum Jud	Settle	Default J	Dismiss	Other
Act on Neg Inst	0	0	0	3	1	3	4	0	11	0%	27%	9%	27%	36%	0%
Asbestos	0	0	0	0	0	0	0	0	0	0%	0%	0%	0%	0%	0%
Assault & Bat	0	0	0	1	14	0	0	2	17	0%	6%	82%	0%	0%	12%
Auto - Pers Inj	10	0	10	6	635	2	218	21	892	1%	1%	71%	0%	24%	2%
Auto - Property	0	0	0	0	17	9	15	1	42	0%	0%	40%	21%	36%	2%
Book Account	0	1	1	6	116	135	107	2	367	0%	2%	32%	37%	29%	1%
Civil Rights	0	0	0	3	5	0	3	1	12	0%	25%	42%	0%	25%	8%
Complex Commerc	0	0	0	0	8	0	4	2	14	0%	0%	57%	0%	29%	14%
Condemnation	0	0	0	0	1	0	0	0	1	0%	0%	100%	0%	0%	0%
Construction	1	1	2	0	14	0	10	0	26	8%	0%	54%	0%	38%	0%
Contract/Commer	3	5	8	8	124	52	143	14	349	2%	2%	36%	15%	41%	4%
Employment	0	1	1	0	5	0	4	1	11	9%	0%	45%	0%	36%	9%
Lieu of P. Writ	0	2	2	1	9	0	9	0	21	10%	5%	43%	0%	43%	0%
Medical Malprac	5	0	5	1	24	0	10	0	40	13%	3%	60%	0%	25%	0%
Name Change	0	0	0	0	0	0	8	115	123	0%	0%	0%	0%	7%	93%
Other Insurance	0	0	0	2	6	2	9	1	20	0%	10%	30%	10%	45%	5%
Other MCL	0	0	0	0	95	0	131	1	227	0%	0%	42%	0%	58%	0%
Other Track 1	0	0	0	4	51	9	87	1	152	0%	3%	34%	6%	57%	1%
Other Track 3	0	0	0	1	46	1	15	2	65	0%	2%	71%	2%	23%	3%
Other Track 4	0	0	0	1	3	0	3	0	7	0%	14%	43%	0%	43%	0%
Personal Injury	1	0	1	9	277	0	69	14	370	0%	2%	75%	0%	19%	4%
Prod Liability	0	0	0	0	7	0	5	0	12	0%	0%	58%	0%	42%	0%
Prof Malpractic	2	0	2	1	15	0	10	0	28	7%	4%	54%	0%	36%	0%
PIP Coverage	0	0	0	0	5	0	3	0	8	0%	0%	63%	0%	38%	0%
Real Property	0	0	0	1	4	1	4	2	12	0%	8%	33%	8%	33%	17%
Tort Other	0	0	0	0	36	1	29	4	70	0%	0%	51%	1%	41%	6%
Toxic Tort	0	0	0	0	0	0	0	0	0	0%	0%	0%	0%	0%	0%
UM/UIM Bod Inj	1	0	1	0	27	0	11	1	40	3%	0%	68%	0%	28%	3%
Total	23	10	33	48	1,545	215	911	185	2,937	1%	2%	53%	7%	31%	6%



**CIVIL BACKLOG BY CASETYPE
OCTOBER 2024
BERGEN**

	Total	Backlog	% chg
Oct 22		5,531	
Oct 23		4,880	-12%
Oct 24		4,194	-14%



1) Casetypes with the state's largest backlogs are highlighted.

**CIVIL CASELOAD SUMMARY BY CASETYPE
OCTOBER 2024
BURLINGTON**

	Filings			Resolutions			Clearance		Backlog			Backlog Percent		Backlog Per 100 Monthly Filings		Active Pending		
	Jul 2023 to Oct 2023	Jul 2024 to Oct 2024	percent change	Jul 2023 to Oct 2023	Jul 2024 to Oct 2024	percent change	Oct 2024		Oct 2023	Oct 2024	percent change	Oct 2023	Oct 2024	Oct 2023	Oct 2024	Oct 2023	Oct 2024	percent change
							number	percent										
Act on Neg Inst	7	5	-29%	9	6	-33%	1	120%	0	0	0%	0%	0%	0	0	6	7	17%
Asbestos	0	0	0%	0	0	0%	0	100%	0	0	0%	0%	0%	0	0	0	0	0%
Assault & Bat	3	2	-33%	3	1	-67%	-1	50%	10	15	50%	43%	68%	1,714	3,600	23	22	-4%
Auto - Pers Inj	222	256	15%	201	206	2%	-50	80%	118	93	-21%	16%	12%	219	157	738	800	8%
Auto - Property	9	8	-11%	9	12	33%	4	150%	1	2	100%	4%	9%	36	65	25	23	-8%
Book Account	87	140	61%	101	97	-4%	-43	69%	0	0	0%	0%	0%	0	0	113	187	65%
Civil Rights	8	7	-13%	12	1	-92%	-6	14%	5	2	-60%	56%	12%	375	133	9	17	89%
Complex Commercial	3	4	33%	3	4	33%	0	100%	6	6	0%	35%	35%	1,029	655	17	17	0%
Condemnation	0	0	0%	3	0	-100%	0	100%	0	0	0%	0%	0%	0	0	4	1	-75%
Construction	5	6	20%	4	6	50%	0	100%	4	3	-25%	21%	20%	253	225	19	15	-21%
Contract/Commercial	160	158	-1%	166	175	5%	17	111%	31	39	26%	8%	11%	72	93	372	371	0%
Employment	6	3	-50%	2	6	200%	3	200%	0	1		0%	10%	0	120	11	10	-9%
Lieu of P. Writ	10	7	-30%	10	5	-50%	-2	71%	0	0	0%	0%	0%	0	0	16	13	-19%
Medical Malpractice	14	19	36%	12	14	17%	-5	74%	39	40	3%	29%	31%	755	814	133	129	-3%
Name Change	73	76	4%	70	99	41%	23	130%	0	0	0%	0%	0%	0	0	25	25	0%
Other Insurance	7	7	0%	1	3	200%	-4	43%	0	0	0%	0%	0%	0	0	10	10	0%
Other MCL	0	1		0	0	0%	-1	0%	0	0	0%	0%	0%	0	0	0	1	
Other Track 1	53	66	25%	40	42	5%	-24	64%	1	0	-100%	1%	0%	8	0	67	80	19%
Other Track 3	45	36	-20%	58	41	-29%	5	114%	6	8	33%	5%	5%	49	61	125	150	20%
Other Track 4	5	3	-40%	5	7	40%	4	233%	5	8	60%	24%	40%	500	640	21	20	-5%
Personal Injury	93	114	23%	101	83	-18%	-31	73%	61	55	-10%	17%	15%	246	216	356	363	2%
Prod Liability	2	5	150%	7	0	-100%	-5	0%	5	5	0%	36%	26%	600	500	14	19	36%
Prof Malpractice	1	6	500%	3	7	133%	1	117%	7	8	14%	27%	25%	840	480	26	32	23%
PIP Coverage	2	0	-100%	1	1	0%	1	100%	0	0	0%	0%	0%	0	0	3	0	-100%
Real Property	5	2	-60%	2	5	150%	3	250%	1	0	-100%	13%	0%	80	0	8	6	-25%
Tort Other	20	22	10%	19	20	5%	-2	91%	15	7	-53%	22%	12%	257	111	67	57	-15%
Toxic Tort	2	0	-100%	0	0	0%	0	100%	0	0	0%	0%	0%	0	0	3	3	0%
UM/UIM Bod Inj	14	23	64%	16	19	19%	-4	83%	6	4	-33%	10%	6%	114	84	63	64	2%
Total	856	976	14%	858	860	0%	-116	88%	321	296	-8%	14%	12%	146	127	2,274	2,442	7%

CIVIL BACKLOG SUMMARY BY CASETYPE

October 2024

BURLINGTON

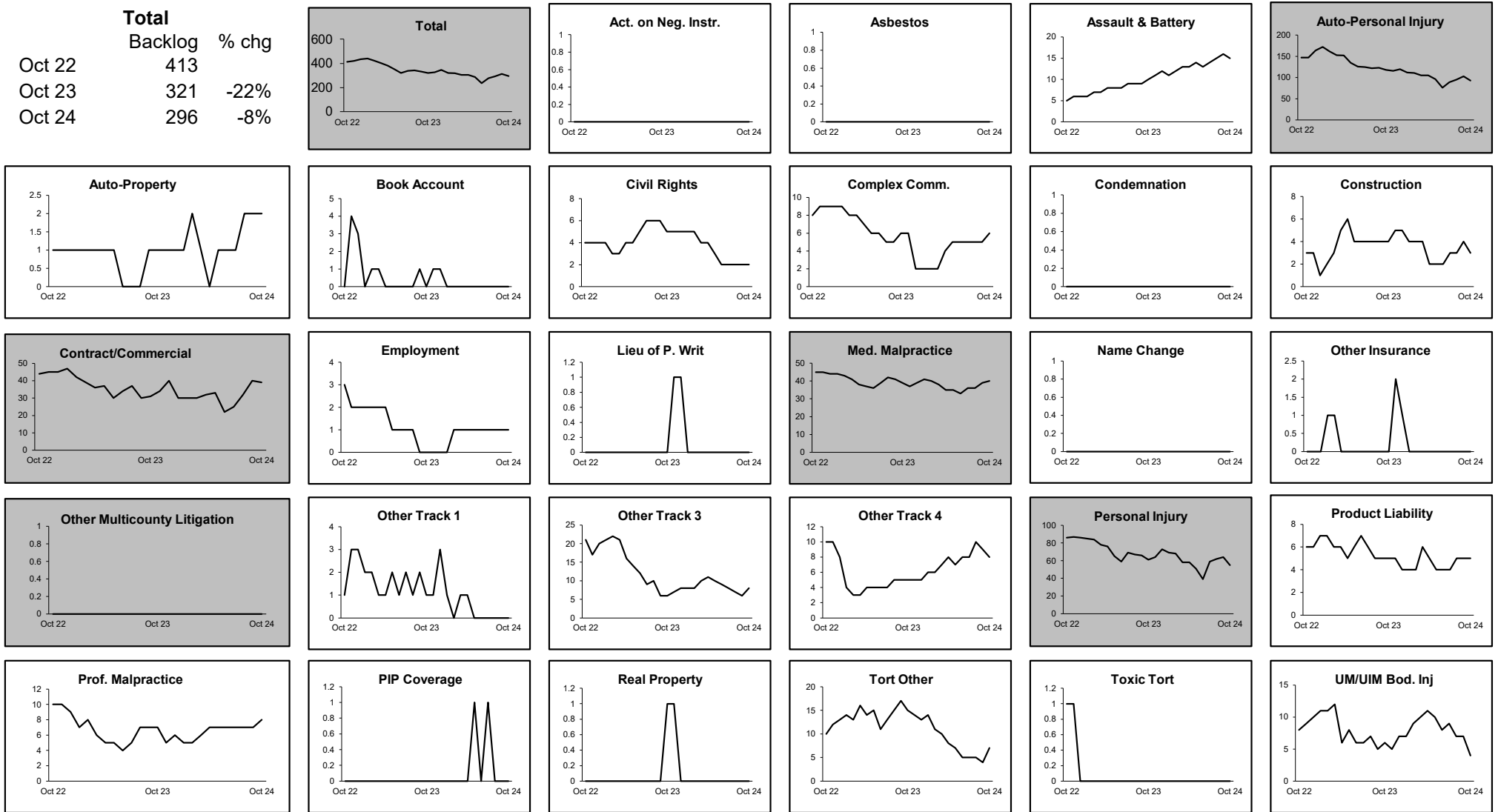
	Cases in Backlog															
	Track 1					Track 2				Track 3			Track 4			Total Backlog
	12 to 18 months	18 to 24 months	24 to 36 months	over 36 months	Total Track 1	18 to 24 months	24 to 36 months	over 36 months	Total Track 2	24 to 36 months	over 36 months	Total Track 3	24 to 36 months	over 36 months	Total Track 4	
Act on Neg Inst	0	0	0	0	0	0	0	0	0	0	0	0	0	0	0	0
Asbestos	0	0	0	0	0	0	0	0	0	0	0	0	0	0	0	0
Assault & Bat	0	0	0	0	0	0	0	0	0	6	9	15	0	0	0	15
Auto - Pers Inj	0	0	0	0	0	56	33	4	93	0	0	0	0	0	0	93
Auto - Property	0	0	0	0	0	2	0	0	2	0	0	0	0	0	0	2
Book Account	0	0	0	0	0	0	0	0	0	0	0	0	0	0	0	0
Civil Rights	0	0	0	0	0	0	0	0	0	0	2	2	0	0	0	2
Complex Comme	0	0	0	0	0	0	0	0	0	0	0	0	4	2	6	6
Condemnation	0	0	0	0	0	0	0	0	0	0	0	0	0	0	0	0
Construction	0	0	0	0	0	3	0	0	3	0	0	0	0	0	0	3
Contract/Comme	0	0	0	0	0	24	10	5	39	0	0	0	0	0	0	39
Employment	0	0	0	0	0	0	1	0	1	0	0	0	0	0	0	1
Lieu of P. Writ	0	0	0	0	0	0	0	0	0	0	0	0	0	0	0	0
Medical Malprac	0	0	0	0	0	0	0	0	0	27	13	40	0	0	0	40
Name Change	0	0	0	0	0	0	0	0	0	0	0	0	0	0	0	0
Other Insurance	0	0	0	0	0	0	0	0	0	0	0	0	0	0	0	0
Other Mass Tort	0	0	0	0	0	0	0	0	0	0	0	0	0	0	0	0
Other Track 1	0	0	0	0	0	0	0	0	0	0	0	0	0	0	0	0
Other Track 3	0	0	0	0	0	0	0	0	0	6	2	8	0	0	0	8
Other Track 4	0	0	0	0	0	0	0	0	0	0	0	0	4	4	8	8
Personal Injury	0	0	0	0	0	36	14	5	55	0	0	0	0	0	0	55
Prod Liability	0	0	0	0	0	0	0	0	0	1	4	5	0	0	0	5
Prof Malpractic	0	0	0	0	0	0	0	0	0	6	2	8	0	0	0	8
PIP Coverage	0	0	0	0	0	0	0	0	0	0	0	0	0	0	0	0
Real Property	0	0	0	0	0	0	0	0	0	0	0	0	0	0	0	0
Tort Other	0	0	0	0	0	6	1	0	7	0	0	0	0	0	0	7
Toxic Tort	0	0	0	0	0	0	0	0	0	0	0	0	0	0	0	0
UM/UIM Bod Inj	0	0	0	0	0	3	1	0	4	0	0	0	0	0	0	4
Total	0	0	0	0	0	130	60	14	204	46	32	78	8	6	14	296

**CIVIL RESOLUTION SUMMARY BY CASETYPE
JULY 2024 - OCTOBER 2024
BURLINGTON**

	Trial			Summary					Total	Percent resolved by						Monthly Resolutions
	Jury	Nonjury	Total	Judgment	Settlement	Default Judgment	Dismiss	Other		Trial	Sum Jud	Settle	Default J	Dismiss	Other	
Act on Neg Inst	0	0	0	0	1	2	3	0	6	0%	0%	17%	33%	50%	0%	
Asbestos	0	0	0	0	0	0	0	0	0	0%	0%	0%	0%	0%	0%	
Assault & Bat	0	0	0	0	1	0	0	0	1	0%	0%	100%	0%	0%	0%	
Auto - Pers Inj	2	0	2	1	162	0	32	9	206	1%	0%	79%	0%	16%	4%	
Auto - Property	0	0	0	0	6	4	2	0	12	0%	0%	50%	33%	17%	0%	
Book Account	0	0	0	0	37	36	21	3	97	0%	0%	38%	37%	22%	3%	
Civil Rights	0	0	0	0	0	0	1	0	1	0%	0%	0%	0%	100%	0%	
Complex Commerc	0	0	0	0	3	0	0	1	4	0%	0%	75%	0%	0%	25%	
Condemnation	0	0	0	0	0	0	0	0	0	0%	0%	0%	0%	0%	0%	
Construction	0	0	0	0	2	0	3	1	6	0%	0%	33%	0%	50%	17%	
Contract/Commer	0	2	2	6	60	46	55	6	175	1%	3%	34%	26%	31%	3%	
Employment	0	0	0	0	4	1	1	0	6	0%	0%	67%	17%	17%	0%	
Lieu of P. Writ	0	0	0	0	1	0	0	4	5	0%	0%	20%	0%	0%	80%	
Medical Malprac	1	0	1	0	6	0	5	2	14	7%	0%	43%	0%	36%	14%	
Name Change	0	0	0	0	0	0	2	97	99	0%	0%	0%	0%	2%	98%	
Other Insurance	0	0	0	0	0	1	1	1	3	0%	0%	0%	33%	33%	33%	
Other MCL	0	0	0	0	0	0	0	0	0	0%	0%	0%	0%	0%	0%	
Other Track 1	0	0	0	0	21	1	7	13	42	0%	0%	50%	2%	17%	31%	
Other Track 3	0	0	0	0	29	0	7	5	41	0%	0%	71%	0%	17%	12%	
Other Track 4	0	0	0	1	3	2	1	0	7	0%	14%	43%	29%	14%	0%	
Personal Injury	0	0	0	2	60	0	12	9	83	0%	2%	72%	0%	14%	11%	
Prod Liability	0	0	0	0	0	0	0	0	0	0%	0%	0%	0%	0%	0%	
Prof Malpractic	0	0	0	0	5	0	1	1	7	0%	0%	71%	0%	14%	14%	
PIP Coverage	0	0	0	0	1	0	0	0	1	0%	0%	100%	0%	0%	0%	
Real Property	0	1	1	0	2	0	1	1	5	20%	0%	40%	0%	20%	20%	
Tort Other	0	0	0	0	13	2	5	0	20	0%	0%	65%	10%	25%	0%	
Toxic Tort	0	0	0	0	0	0	0	0	0	0%	0%	0%	0%	0%	0%	
UM/UIM Bod Inj	0	0	0	0	17	1	0	1	19	0%	0%	89%	5%	0%	5%	
Total	3	3	6	10	434	96	160	154	860	1%	1%	50%	11%	19%	18%	

**CIVIL BACKLOG BY CASETYPE
OCTOBER 2024
BURLINGTON**

	Total	Backlog	% chg
Oct 22		413	
Oct 23		321	-22%
Oct 24		296	-8%



1) Casetypes with the state's largest backlogs are highlighted.

**CIVIL CASELOAD SUMMARY BY CASETYPE
OCTOBER 2024
CAMDEN**

	Filings			Resolutions			Clearance		Backlog			Backlog Percent		Backlog Per 100 Monthly Filings		Active Pending		
	Jul 2023 to Oct 2023	Jul 2024 to Oct 2024	percent change	Jul 2023 to Oct 2023	Jul 2024 to Oct 2024	percent change	Oct 2024		Oct 2023	Oct 2024	percent change	Oct 2023	Oct 2024	Oct 2023	Oct 2024	Oct 2023	Oct 2024	percent change
							number	percent										
Act on Neg Inst	3	4	33%	0	3		-1	75%	0	0	0%	0%	0%	0	0	4	5	25%
Asbestos	0	0	0%	0	0	0%	0	100%	0	0	0%	0%	0%	0	0	0	0	0%
Assault & Bat	3	4	33%	6	4	-33%	0	100%	3	4	33%	20%	25%	514	400	15	16	7%
Auto - Pers Inj	379	405	7%	415	369	-11%	-36	91%	166	145	-13%	14%	13%	178	157	1,200	1,132	-6%
Auto - Property	24	17	-29%	26	26	0%	9	153%	3	1	-67%	7%	3%	49	17	45	33	-27%
Book Account	164	200	22%	170	176	4%	-24	88%	10	7	-30%	5%	3%	25	15	201	278	38%
Civil Rights	12	14	17%	13	6	-54%	-8	43%	7	2	-71%	28%	7%	300	80	25	29	16%
Complex Comm	1	1	0%	7	3	-57%	2	300%	5	4	-20%	50%	36%	1,500	686	10	11	10%
Condemnation	1	6	500%	2	2	0%	-4	33%	0	1		0%	14%	0	133	2	7	250%
Construction	5	7	40%	5	2	-60%	-5	29%	2	1	-50%	17%	8%	218	86	12	12	0%
Contract/Comm	173	201	16%	168	201	20%	0	100%	31	21	-32%	9%	5%	74	42	339	393	16%
Employment	5	5	0%	9	4	-56%	-1	80%	1	1	0%	7%	8%	86	92	14	13	-7%
Lieu of P. Writ	7	3	-57%	4	3	-25%	0	100%	2	2	0%	18%	11%	150	160	11	18	64%
Medical Malprac	30	30	0%	32	32	0%	2	107%	82	72	-12%	38%	34%	1,131	873	218	213	-2%
Name Change	41	57	39%	61	82	34%	25	144%	0	0	0%	0%	0%	0	0	11	16	45%
Other Insurance	11	7	-36%	9	10	11%	3	143%	7	1	-86%	35%	5%	311	43	20	20	0%
Other MCL	0	0	0%	0	0	0%	0	100%	0	0	0%	0%	0%	0	0	0	0	0%
Other Track 1	80	74	-8%	78	65	-17%	-9	88%	12	11	-8%	10%	9%	58	59	116	119	3%
Other Track 3	60	66	10%	52	55	6%	-11	83%	30	20	-33%	15%	10%	201	124	199	210	6%
Other Track 4	3	3	0%	6	2	-67%	-1	67%	9	10	11%	50%	59%	720	1,091	18	17	-6%
Personal Injury	160	209	31%	213	212	0%	3	101%	115	116	1%	17%	17%	234	227	678	698	3%
Prod Liability	6	12	100%	6	8	33%	-4	67%	6	7	17%	19%	24%	379	400	31	29	-6%
Prof Malpractic	11	10	-9%	10	12	20%	2	120%	12	5	-58%	20%	8%	400	214	59	61	3%
PIP Coverage	3	2	-33%	3	8	167%	6	400%	1	1	0%	17%	33%	100	100	6	3	-50%
Real Property	7	12	71%	9	3	-67%	-9	25%	1	5	400%	6%	23%	40	200	18	22	22%
Tort Other	19	28	47%	30	22	-27%	-6	79%	16	11	-31%	25%	16%	270	155	63	70	11%
Toxic Tort	0	0	0%	0	1		1	100%	1	0	-100%	100%	0%	1,200	0	1	3	200%
UM/UIM Bod Inj	30	28	-7%	44	28	-36%	0	100%	9	13	44%	9%	15%	97	159	96	84	-13%
Total	1,238	1,405	13%	1,378	1,339	-3%	-66	95%	531	461	-13%	16%	13%	166	135	3,412	3,512	3%

CIVIL BACKLOG SUMMARY BY CASETYPE

October 2024

CAMDEN

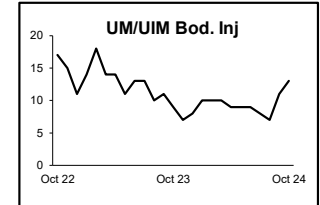
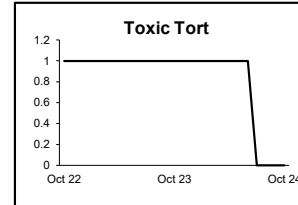
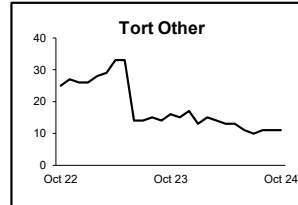
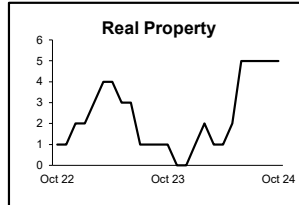
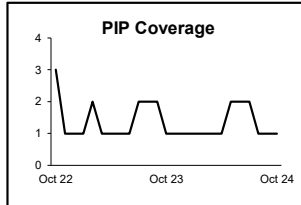
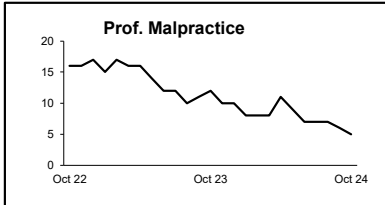
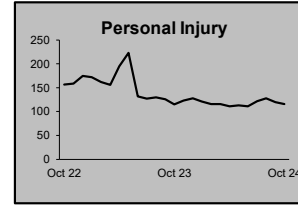
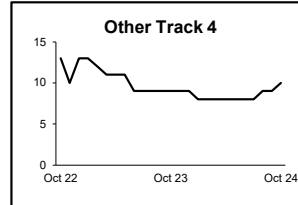
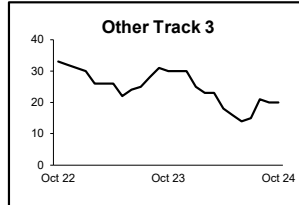
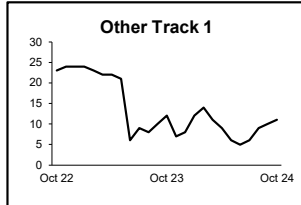
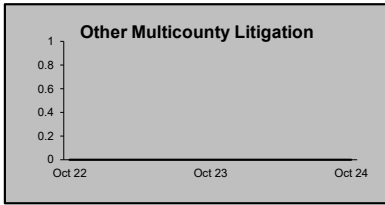
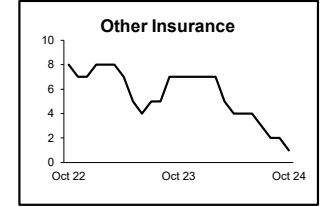

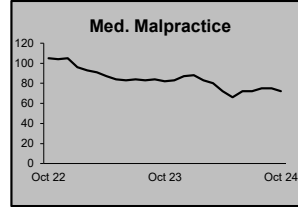
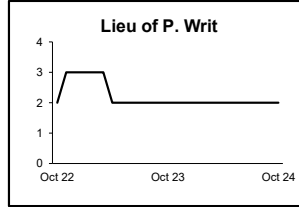
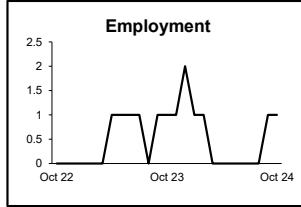
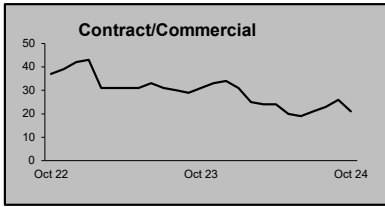
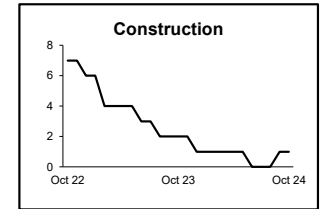
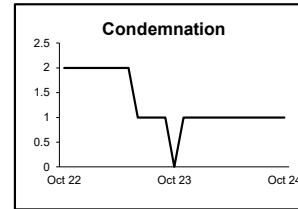
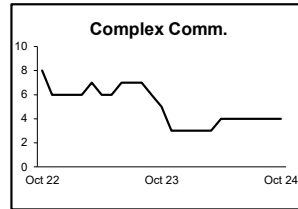
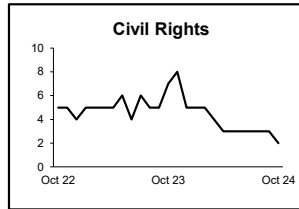
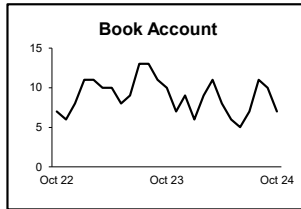
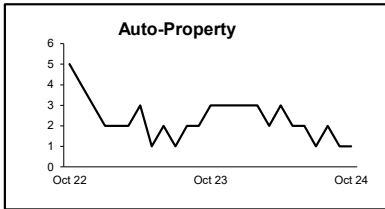
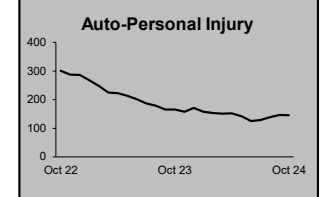
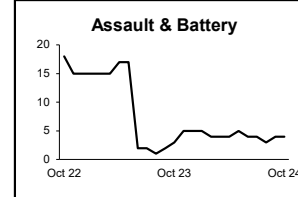
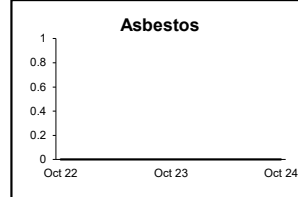

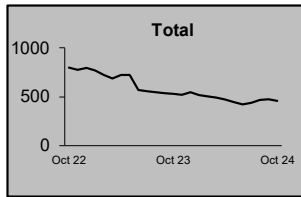
	Cases in Backlog															
	Track 1					Track 2				Track 3			Track 4			Total Backlog
	12 to 18 months	18 to 24 months	24 to 36 months	over 36 months	Total Track 1	18 to 24 months	24 to 36 months	over 36 months	Total Track 2	24 to 36 months	over 36 months	Total Track 3	24 to 36 months	over 36 months	Total Track 4	
Act on Neg Inst	0	0	0	0	0	0	0	0	0	0	0	0	0	0	0	0
Asbestos	0	0	0	0	0	0	0	0	0	0	0	0	0	0	0	0
Assault & Bat	0	0	0	0	0	0	0	0	0	4	0	4	0	0	0	4
Auto - Pers Inj	0	0	0	0	0	93	42	10	145	0	0	0	0	0	0	145
Auto - Property	0	0	0	0	0	1	0	0	1	0	0	0	0	0	0	1
Book Account	5	0	2	0	7	0	0	0	0	0	0	0	0	0	0	7
Civil Rights	0	0	0	0	0	0	0	0	0	0	2	2	0	0	0	2
Complex Comme	0	0	0	0	0	0	0	0	0	0	0	0	1	3	4	4
Condemnation	0	0	0	0	0	0	0	0	0	1	0	1	0	0	0	1
Construction	0	0	0	0	0	1	0	0	1	0	0	0	0	0	0	1
Contract/Comme	0	0	0	0	0	11	6	4	21	0	0	0	0	0	0	21
Employment	0	0	0	0	0	1	0	0	1	0	0	0	0	0	0	1
Lieu of P. Writ	0	0	0	0	0	0	0	0	0	0	0	0	0	2	2	2
Medical Malprac	0	0	0	0	0	0	0	0	0	38	34	72	0	0	0	72
Name Change	0	0	0	0	0	0	0	0	0	0	0	0	0	0	0	0
Other Insurance	0	0	0	0	0	1	0	0	1	0	0	0	0	0	0	1
Other Mass Tort	0	0	0	0	0	0	0	0	0	0	0	0	0	0	0	0
Other Track 1	6	3	1	0	10	1	0	0	1	0	0	0	0	0	0	11
Other Track 3	0	0	0	0	0	0	0	0	0	13	7	20	0	0	0	20
Other Track 4	0	0	0	0	0	0	0	0	0	0	0	0	2	8	10	10
Personal Injury	1	0	0	0	1	68	37	10	115	0	0	0	0	0	0	116
Prod Liability	0	0	0	0	0	0	0	0	0	4	3	7	0	0	0	7
Prof Malpractic	0	0	0	0	0	0	0	0	0	4	1	5	0	0	0	5
PIP Coverage	0	0	1	0	1	0	0	0	0	0	0	0	0	0	0	1
Real Property	3	2	0	0	5	0	0	0	0	0	0	0	0	0	0	5
Tort Other	0	0	0	0	0	4	3	4	11	0	0	0	0	0	0	11
Toxic Tort	0	0	0	0	0	0	0	0	0	0	0	0	0	0	0	0
UM/UIM Bod Inj	0	0	0	0	0	10	3	0	13	0	0	0	0	0	0	13
Total	15	5	4	0	24	191	91	28	310	64	47	111	3	13	16	461

**CIVIL RESOLUTION SUMMARY BY CASETYPE
JULY 2024 - OCTOBER 2024
CAMDEN**

	Trial			Summary					Total	Percent resolved by						Monthly Resolutions
	Jury	Nonjury	Total	Judgment	Settlement	Judgment	Dismiss	Other		Trial	Sum Jud	Settle	Default J	Dismiss	Other	
Act on Neg Inst	0	0	0	0	0	1	2	0	3	0%	0%	0%	33%	67%	0%	
Asbestos	0	0	0	0	0	0	0	0	0	0%	0%	0%	0%	0%	0%	
Assault & Bat	0	0	0	0	2	0	2	0	4	0%	0%	50%	0%	50%	0%	
Auto - Pers Inj	3	1	4	0	107	2	232	24	369	1%	0%	29%	1%	63%	7%	
Auto - Property	0	0	0	0	3	13	10	0	26	0%	0%	12%	50%	38%	0%	
Book Account	0	0	0	5	26	83	61	1	176	0%	3%	15%	47%	35%	1%	
Civil Rights	0	0	0	0	2	0	4	0	6	0%	0%	33%	0%	67%	0%	
Complex Commerc	0	0	0	0	0	0	3	0	3	0%	0%	0%	0%	100%	0%	
Condemnation	0	0	0	0	0	0	1	1	2	0%	0%	0%	0%	50%	50%	
Construction	0	0	0	0	0	1	1	0	2	0%	0%	0%	50%	50%	0%	
Contract/Commer	0	3	3	3	33	62	92	8	201	1%	1%	16%	31%	46%	4%	
Employment	0	0	0	0	0	0	3	1	4	0%	0%	0%	0%	75%	25%	
Lieu of P. Writ	1	1	2	0	0	0	1	0	3	67%	0%	0%	0%	33%	0%	
Medical Malprac	4	0	4	0	12	0	11	5	32	13%	0%	38%	0%	34%	16%	
Name Change	0	0	0	0	0	0	0	82	82	0%	0%	0%	0%	0%	100%	
Other Insurance	0	0	0	0	4	1	5	0	10	0%	0%	40%	10%	50%	0%	
Other MCL	0	0	0	0	0	0	0	0	0	0%	0%	0%	0%	0%	0%	
Other Track 1	0	0	0	0	20	2	21	22	65	0%	0%	31%	3%	32%	34%	
Other Track 3	0	0	0	0	12	0	30	13	55	0%	0%	22%	0%	55%	24%	
Other Track 4	0	0	0	0	0	1	1	0	2	0%	0%	0%	50%	50%	0%	
Personal Injury	0	0	0	0	82	2	111	17	212	0%	0%	39%	1%	52%	8%	
Prod Liability	1	0	1	0	0	0	6	1	8	13%	0%	0%	0%	75%	13%	
Prof Malpractic	1	0	1	0	7	0	4	0	12	8%	0%	58%	0%	33%	0%	
PIP Coverage	0	0	0	0	0	0	7	1	8	0%	0%	0%	0%	88%	13%	
Real Property	0	0	0	0	0	0	3	0	3	0%	0%	0%	0%	100%	0%	
Tort Other	0	0	0	0	7	0	11	4	22	0%	0%	32%	0%	50%	18%	
Toxic Tort	0	0	0	0	0	0	1	0	1	0%	0%	0%	0%	100%	0%	
UM/UIM Bod Inj	1	0	1	0	12	0	15	0	28	4%	0%	43%	0%	54%	0%	
Total	11	5	16	8	329	168	638	180	1,339	1%	1%	25%	13%	48%	13%	

**CIVIL BACKLOG BY CASETYPE
OCTOBER 2024
CAMDEN**

	Total	Backlog	% chg
Oct 22		800	
Oct 23		531	-34%
Oct 24		461	-13%



1) Casetypes with the state's largest backlogs are highlighted.

**CIVIL CASELOAD SUMMARY BY CASETYPE
OCTOBER 2024
CAPE MAY**

	Filings			Resolutions			Clearance		Backlog			Backlog Percent		Backlog Per 100 Monthly Filings		Active Pending		
	Jul 2023 to Oct 2023	Jul 2024 to Oct 2024	percent change	Jul 2023 to Oct 2023	Jul 2024 to Oct 2024	percent change	Oct 2024		Oct 2023	Oct 2024	percent change	Oct 2023	Oct 2024	Oct 2023	Oct 2024	Oct 2023	Oct 2024	percent change
							number	percent										
Act on Neg Inst	1	0	-100%	0	0	0%	0	100%	0	0	0%	0%	0%	0	0	2	0	-100%
Asbestos	0	0	0%	0	0	0%	0	100%	0	0	0%	0%	0%	0	0	0	0	0%
Assault & Bat	4	0	-100%	1	2	100%	2	100%	7	11	57%	37%	73%	1,400		19	15	-21%
Auto - Pers Inj	20	24	20%	19	24	26%	0	100%	16	7	-56%	21%	9%	343	112	77	81	5%
Auto - Property	2	4	100%	2	4	100%	0	100%	1	0	-100%	17%	0%	200	0	6	4	-33%
Book Account	21	25	19%	16	15	-6%	-10	60%	2	0	-100%	6%	0%	44	0	34	31	-9%
Civil Rights	4	1	-75%	1	3	200%	2	300%	3	10	233%	17%	71%	450	12,000	18	14	-22%
Complex Comme	0	1		0	1		0	100%	2	2	0%	100%	67%	2,400	1,200	2	3	50%
Condemnation	0	0	0%	1	0	-100%	0	100%	1	1	0%	100%	100%			1	1	0%
Construction	1	5	400%	1	5	400%	0	100%	1	3	200%	8%	19%	120	212	12	16	33%
Contract/Comme	33	24	-27%	35	25	-29%	1	104%	10	6	-40%	15%	8%	124	82	66	79	20%
Employment	1	0	-100%	0	1		1	100%	0	1		0%	33%	0	600	3	3	0%
Lieu of P. Writ	5	1	-80%	8	1	-88%	0	100%	1	1	0%	8%	13%	80	200	12	8	-33%
Medical Malprac	3	1	-67%	1	2	100%	1	200%	5	8	60%	33%	57%	1,200	1,200	15	14	-7%
Name Change	10	10	0%	11	10	-9%	0	100%	0	0	0%	0%	0%	0	0	4	4	0%
Other Insurance	1	3	200%	3	0	-100%	-3	0%	3	0	-100%	60%	0%	1,800	0	5	5	0%
Other MCL	0	0	0%	0	0	0%	0	100%	0	0	0%	0%	0%	0	0	0	0	0%
Other Track 1	9	13	44%	12	13	8%	0	100%	6	3	-50%	26%	13%	176	82	23	24	4%
Other Track 3	6	8	33%	11	6	-45%	-2	75%	5	6	20%	15%	16%	333	232	34	37	9%
Other Track 4	1	0	-100%	0	2		2	100%	2	2	0%	50%	50%	2,400	800	4	4	0%
Personal Injury	23	27	17%	29	41	41%	14	152%	22	26	18%	15%	20%	244	355	144	128	-11%
Prod Liability	1	0	-100%	1	1	0%	1	100%	1	0	-100%	20%	0%	600	0	5	0	-100%
Prof Malpractic	4	3	-25%	4	1	-75%	-2	33%	0	5		0%	33%	0	857	12	15	25%
PIP Coverage	1	0	-100%	0	0	0%	0	100%	0	0	0%	0%	0%	0	0	1	0	-100%
Real Property	0	3		1	6	500%	3	200%	0	0	0%	0%	0%	0	0	4	3	-25%
Tort Other	6	8	33%	3	9	200%	1	113%	9	7	-22%	35%	26%	600	336	26	27	4%
Toxic Tort	0	0	0%	0	0	0%	0	100%	0	0	0%	0%	0%	0	0	0	0	0%
UM/UIM Bod Inj	2	1	-50%	0	2		1	200%	0	0	0%	0%	0%	0	0	4	2	-50%
Total	159	162	2%	160	174	9%	12	107%	97	99	2%	18%	19%	233	232	533	518	-3%

CIVIL BACKLOG SUMMARY BY CASETYPE

October 2024

CAPE MAY

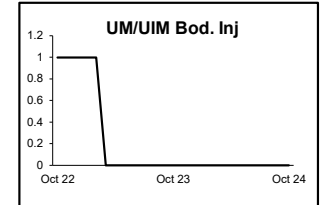
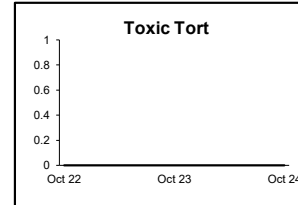
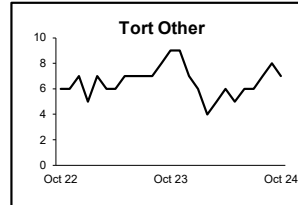
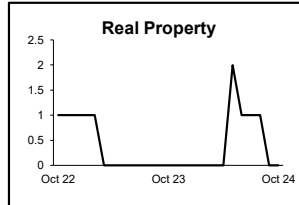
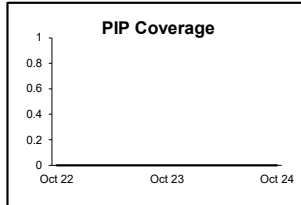
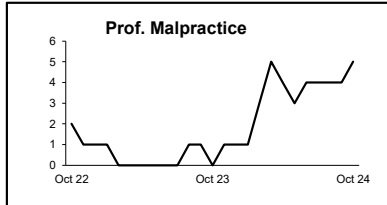
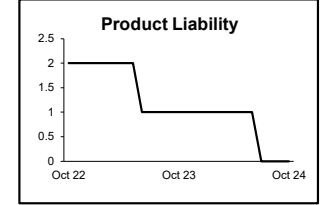
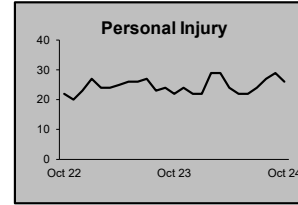
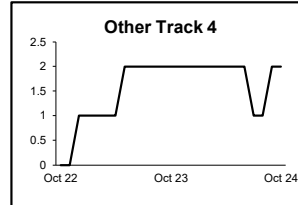
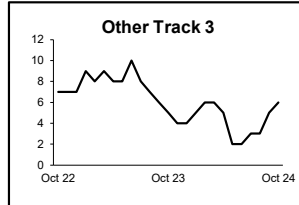
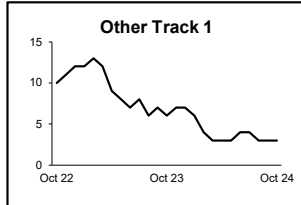
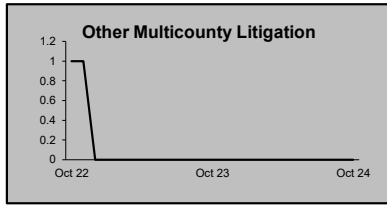
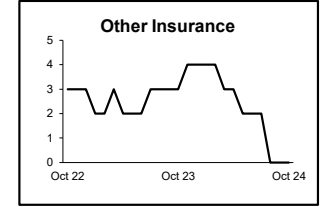

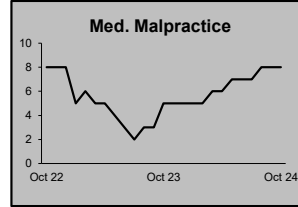
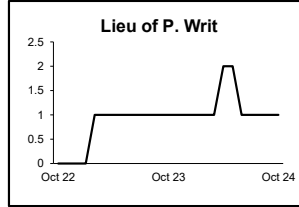
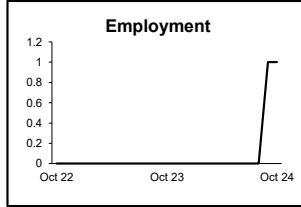
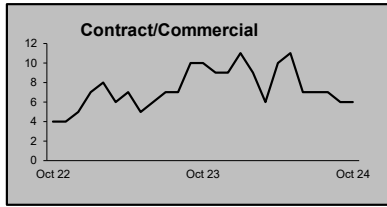
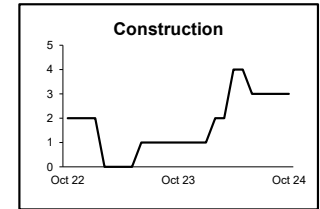
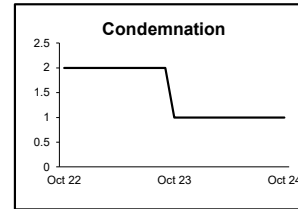

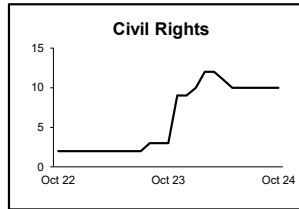
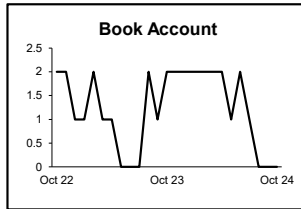
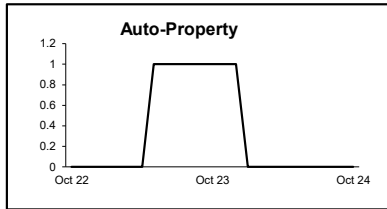
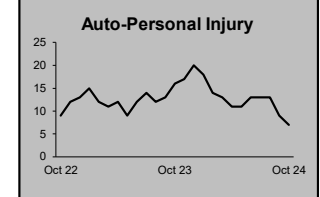
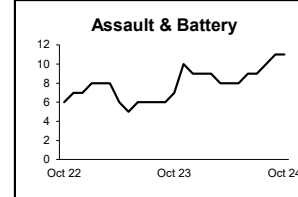
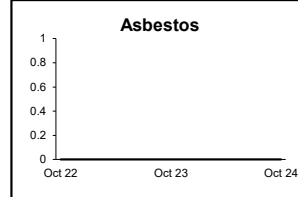

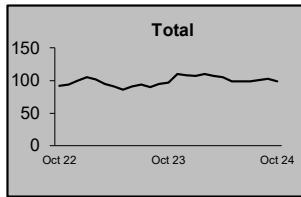
	Cases in Backlog															
	Track 1					Track 2				Track 3			Track 4			Total Backlog
	12 to 18 months	18 to 24 months	24 to 36 months	over 36 months	Total Track 1	18 to 24 months	24 to 36 months	over 36 months	Total Track 2	24 to 36 months	over 36 months	Total Track 3	24 to 36 months	over 36 months	Total Track 4	
Act on Neg Inst	0	0	0	0	0	0	0	0	0	0	0	0	0	0	0	0
Asbestos	0	0	0	0	0	0	0	0	0	0	0	0	0	0	0	0
Assault & Bat	0	0	0	0	0	0	0	0	0	4	7	11	0	0	0	11
Auto - Pers Inj	0	0	0	0	0	3	4	0	7	0	0	0	0	0	0	7
Auto - Property	0	0	0	0	0	0	0	0	0	0	0	0	0	0	0	0
Book Account	0	0	0	0	0	0	0	0	0	0	0	0	0	0	0	0
Civil Rights	0	0	0	0	0	0	0	0	0	9	1	10	0	0	0	10
Complex Comme	0	0	0	0	0	0	0	0	0	0	0	0	0	2	2	2
Condemnation	0	0	0	0	0	0	0	0	0	0	1	1	0	0	0	1
Construction	0	0	0	0	0	0	3	0	3	0	0	0	0	0	0	3
Contract/Comme	0	0	0	0	0	3	3	0	6	0	0	0	0	0	0	6
Employment	0	0	0	0	0	1	0	0	1	0	0	0	0	0	0	1
Lieu of P. Writ	0	0	0	0	0	0	0	0	0	0	0	0	0	1	1	1
Medical Malprac	0	0	0	0	0	0	0	0	0	3	5	8	0	0	0	8
Name Change	0	0	0	0	0	0	0	0	0	0	0	0	0	0	0	0
Other Insurance	0	0	0	0	0	0	0	0	0	0	0	0	0	0	0	0
Other Mass Tort	0	0	0	0	0	0	0	0	0	0	0	0	0	0	0	0
Other Track 1	0	0	1	2	3	0	0	0	0	0	0	0	0	0	0	3
Other Track 3	0	0	0	0	0	0	0	0	0	6	0	6	0	0	0	6
Other Track 4	0	0	0	0	0	0	0	0	0	0	0	0	1	1	2	2
Personal Injury	0	0	0	0	0	16	8	2	26	0	0	0	0	0	0	26
Prod Liability	0	0	0	0	0	0	0	0	0	0	0	0	0	0	0	0
Prof Malpractic	0	0	0	0	0	0	0	0	0	5	0	5	0	0	0	5
PIP Coverage	0	0	0	0	0	0	0	0	0	0	0	0	0	0	0	0
Real Property	0	0	0	0	0	0	0	0	0	0	0	0	0	0	0	0
Tort Other	0	0	0	0	0	3	3	1	7	0	0	0	0	0	0	7
Toxic Tort	0	0	0	0	0	0	0	0	0	0	0	0	0	0	0	0
UM/UIM Bod Inj	0	0	0	0	0	0	0	0	0	0	0	0	0	0	0	0
Total	0	0	1	2	3	26	21	3	50	27	14	41	1	4	5	99

CIVIL RESOLUTION SUMMARY BY CASETYPE
JULY 2024 - OCTOBER 2024
CAPE MAY

	Trial			Summary					Total	Percent resolved by						Monthly Resolutions
	Jury	Nonjury	Total	Judgment	Settlement	Default Judgment	Dismiss	Other		Trial	Sum Jud	Settle	Default J	Dismiss	Other	
Act on Neg Inst	0	0	0	0	0	0	0	0	0	0%	0%	0%	0%	0%	0%	
Asbestos	0	0	0	0	0	0	0	0	0	0%	0%	0%	0%	0%	0%	
Assault & Bat	0	0	0	0	1	0	1	0	2	0%	0%	50%	0%	50%	0%	
Auto - Pers Inj	1	0	1	0	7	0	14	2	24	4%	0%	29%	0%	58%	8%	
Auto - Property	0	0	0	0	0	3	1	0	4	0%	0%	0%	75%	25%	0%	
Book Account	0	0	0	0	2	6	6	1	15	0%	0%	13%	40%	40%	7%	
Civil Rights	0	0	0	0	0	0	3	0	3	0%	0%	0%	0%	100%	0%	
Complex Commerc	0	0	0	0	1	0	0	0	1	0%	0%	100%	0%	0%	0%	
Condemnation	0	0	0	0	0	0	0	0	0	0%	0%	0%	0%	0%	0%	
Construction	1	0	1	0	1	1	2	0	5	20%	0%	20%	20%	40%	0%	
Contract/Commer	0	1	1	0	5	5	14	0	25	4%	0%	20%	20%	56%	0%	
Employment	0	0	0	0	0	0	1	0	1	0%	0%	0%	0%	100%	0%	
Lieu of P. Writ	0	0	0	1	0	0	0	0	1	0%	100%	0%	0%	0%	0%	
Medical Malprac	0	0	0	0	0	0	2	0	2	0%	0%	0%	0%	100%	0%	
Name Change	0	0	0	0	0	0	0	10	10	0%	0%	0%	0%	0%	100%	
Other Insurance	0	0	0	0	0	0	0	0	0	0%	0%	0%	0%	0%	0%	
Other MCL	0	0	0	0	0	0	0	0	0	0%	0%	0%	0%	0%	0%	
Other Track 1	0	0	0	0	2	0	6	5	13	0%	0%	15%	0%	46%	38%	
Other Track 3	0	0	0	0	1	0	5	0	6	0%	0%	17%	0%	83%	0%	
Other Track 4	0	0	0	0	2	0	0	0	2	0%	0%	100%	0%	0%	0%	
Personal Injury	0	0	0	0	8	1	26	6	41	0%	0%	20%	2%	63%	15%	
Prod Liability	0	0	0	0	1	0	0	0	1	0%	0%	100%	0%	0%	0%	
Prof Malpractic	0	0	0	0	0	0	1	0	1	0%	0%	0%	0%	100%	0%	
PIP Coverage	0	0	0	0	0	0	0	0	0	0%	0%	0%	0%	0%	0%	
Real Property	0	0	0	0	0	1	2	3	6	0%	0%	0%	17%	33%	50%	
Tort Other	0	0	0	0	3	1	3	2	9	0%	0%	33%	11%	33%	22%	
Toxic Tort	0	0	0	0	0	0	0	0	0	0%	0%	0%	0%	0%	0%	
UM/UIM Bod Inj	0	0	0	0	0	1	1	0	2	0%	0%	0%	50%	50%	0%	
Total	2	1	3	1	34	19	88	29	174	2%	1%	20%	11%	51%	17%	

**CIVIL BACKLOG BY CASETYPE
OCTOBER 2024
CAPE MAY**

	Total Backlog	% chg
Oct 22	92	
Oct 23	97	5%
Oct 24	99	2%



1) Casetypes with the state's largest backlogs are highlighted.

**CIVIL CASELOAD SUMMARY BY CASETYPE
OCTOBER 2024
CUMBERLAND**

	Filings			Resolutions			Clearance		Backlog			Backlog Percent		Backlog Per 100 Monthly Filings		Active Pending		
	Jul 2023 to Oct 2023	Jul 2024 to Oct 2024	percent change	Jul 2023 to Oct 2023	Jul 2024 to Oct 2024	percent change	Oct 2024		Oct 2023	Oct 2024	percent change	Oct 2023	Oct 2024	Oct 2023	Oct 2024	Oct 2023	Oct 2024	percent change
							number	percent										
Act on Neg Inst	1	0	-100%	0	1		1	100%	0	0	0%	0%	0%	0	0	1	0	-100%
Asbestos	0	0	0%	0	0	0%	0	100%	0	0	0%	0%	0%	0	0	0	0	0%
Assault & Bat	2	2	0%	3	1	-67%	-1	50%	2	1	-50%	33%	25%	600	600	6	4	-33%
Auto - Pers Inj	78	59	-24%	77	67	-13%	8	114%	49	45	-8%	20%	21%	272	289	251	214	-15%
Auto - Property	8	3	-63%	6	5	-17%	2	167%	1	2	100%	8%	13%	50	133	12	16	33%
Book Account	24	35	46%	20	36	80%	1	103%	4	4	0%	10%	8%	62	52	42	48	14%
Civil Rights	5	1	-80%	5	2	-60%	1	200%	5	5	0%	28%	29%	400	750	18	17	-6%
Complex Comme	1	1	0%	0	0	0%	-1	0%	1	2	100%	50%	29%	600	480	2	7	250%
Condemnation	0	1		0	0	0%	-1	0%	0	0	0%	0%	0%	0	0	0	1	
Construction	1	0	-100%	1	5	400%	5	100%	0	1		0%	33%	0	240	5	3	-40%
Contract/Comme	34	40	18%	22	43	95%	3	108%	10	10	0%	15%	11%	140	102	67	87	30%
Employment	6	1	-83%	1	4	300%	3	400%	0	1		0%	13%	0	240	8	8	0%
Lieu of P. Writ	2	0	-100%	2	2	0%	2	100%	0	0	0%	0%	0%	0	0	3	4	33%
Medical Malprac	1	5	400%	5	7	40%	2	140%	10	8	-20%	37%	32%	1,091	1,067	27	25	-7%
Name Change	18	11	-39%	17	14	-18%	3	127%	0	0	0%	0%	0%	0	0	16	9	-44%
Other Insurance	2	1	-50%	2	2	0%	1	200%	0	3		0%	60%	0	720	6	5	-17%
Other MCL	0	0	0%	0	0	0%	0	100%	0	0	0%	0%	0%	0	0	0	0	0%
Other Track 1	18	27	50%	18	21	17%	-6	78%	6	7	17%	16%	20%	111	122	38	35	-8%
Other Track 3	7	11	57%	5	21	320%	10	191%	13	10	-23%	25%	20%	459	300	53	50	-6%
Other Track 4	0	3		1	1	0%	-2	33%	5	4	-20%	100%	57%	6,000	1,600	5	7	40%
Personal Injury	53	37	-30%	36	40	11%	3	108%	34	25	-26%	21%	19%	321	275	161	132	-18%
Prod Liability	3	0	-100%	0	1		1	100%	3	1	-67%	50%	20%	900	1,200	6	5	-17%
Prof Malpractic	1	1	0%	2	1	-50%	0	100%	2	1	-50%	40%	11%	600	200	5	9	80%
PIP Coverage	0	0	0%	3	0	-100%	0	100%	0	1		0%	100%	0		0	1	
Real Property	1	3	200%	4	1	-75%	-2	33%	2	1	-50%	100%	20%	1,200	240	2	5	150%
Tort Other	18	6	-67%	6	7	17%	1	117%	4	6	50%	11%	20%	145	343	35	30	-14%
Toxic Tort	0	0	0%	1	0	-100%	0	100%	0	0	0%	0%	0%	0	0	0	1	
UM/UIM Bod Inj	6	6	0%	4	8	100%	2	133%	3	6	100%	14%	29%	171	400	21	21	0%
Total	290	254	-12%	241	290	20%	36	114%	154	144	-6%	19%	19%	226	222	790	744	-6%

CIVIL BACKLOG SUMMARY BY CASETYPE

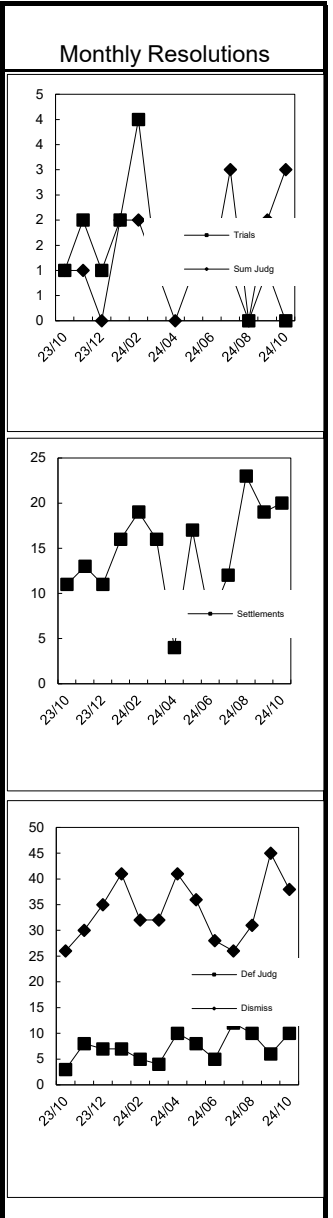
October 2024

CUMBERLAND

	Cases in Backlog															
	Track 1					Track 2				Track 3			Track 4			Total Backlog
	12 to 18 months	18 to 24 months	24 to 36 months	over 36 months	Total Track 1	18 to 24 months	24 to 36 months	over 36 months	Total Track 2	24 to 36 months	over 36 months	Total Track 3	24 to 36 months	over 36 months	Total Track 4	
Act on Neg Inst	0	0	0	0	0	0	0	0	0	0	0	0	0	0	0	0
Asbestos	0	0	0	0	0	0	0	0	0	0	0	0	0	0	0	0
Assault & Bat	0	0	0	0	0	0	0	0	0	0	1	1	0	0	0	1
Auto - Pers Inj	0	0	0	0	0	21	20	4	45	0	0	0	0	0	0	45
Auto - Property	0	0	0	0	0	1	0	1	2	0	0	0	0	0	0	2
Book Account	2	2	0	0	4	0	0	0	0	0	0	0	0	0	0	4
Civil Rights	0	0	0	0	0	0	0	0	0	4	1	5	0	0	0	5
Complex Comme	0	0	0	0	0	0	0	0	0	0	0	0	1	1	2	2
Condemnation	0	0	0	0	0	0	0	0	0	0	0	0	0	0	0	0
Construction	0	0	0	0	0	1	0	0	1	0	0	0	0	0	0	1
Contract/Comme	0	0	0	0	0	5	5	0	10	0	0	0	0	0	0	10
Employment	0	0	0	0	0	1	0	0	1	0	0	0	0	0	0	1
Lieu of P. Writ	0	0	0	0	0	0	0	0	0	0	0	0	0	0	0	0
Medical Malprac	0	0	0	0	0	0	0	0	0	5	3	8	0	0	0	8
Name Change	0	0	0	0	0	0	0	0	0	0	0	0	0	0	0	0
Other Insurance	1	2	0	0	3	0	0	0	0	0	0	0	0	0	0	3
Other Mass Tort	0	0	0	0	0	0	0	0	0	0	0	0	0	0	0	0
Other Track 1	3	1	1	1	6	0	0	0	0	0	1	1	0	0	0	7
Other Track 3	0	0	0	0	0	0	0	0	0	8	2	10	0	0	0	10
Other Track 4	0	0	0	0	0	0	0	0	0	0	0	0	0	4	4	4
Personal Injury	0	0	0	0	0	8	11	6	25	0	0	0	0	0	0	25
Prod Liability	0	0	0	0	0	0	0	0	0	0	1	1	0	0	0	1
Prof Malpractic	0	0	0	0	0	0	0	0	0	0	1	1	0	0	0	1
PIP Coverage	0	1	0	0	1	0	0	0	0	0	0	0	0	0	0	1
Real Property	0	0	0	0	0	0	0	0	0	0	1	1	0	0	0	1
Tort Other	0	0	0	0	0	3	2	0	5	1	0	1	0	0	0	6
Toxic Tort	0	0	0	0	0	0	0	0	0	0	0	0	0	0	0	0
UM/UIM Bod Inj	0	0	0	0	0	4	2	0	6	0	0	0	0	0	0	6
Total	6	6	1	1	14	44	40	11	95	18	11	29	1	5	6	144

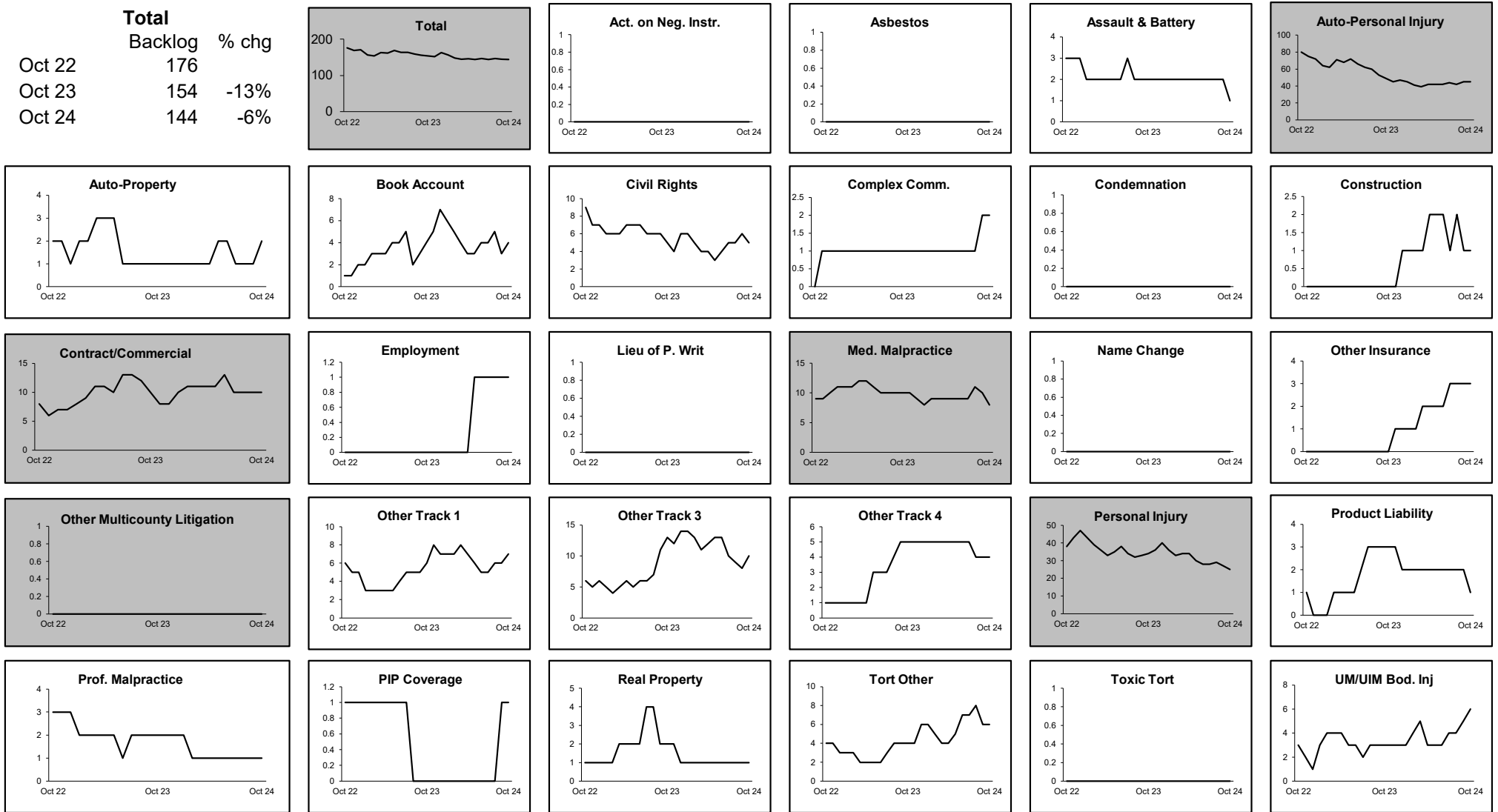
CIVIL RESOLUTION SUMMARY BY CASETYPE
JULY 2024 - OCTOBER 2024
CUMBERLAND

	Trial			Summary					Total	Percent resolved by						Monthly Resolutions
	Jury	Nonjury	Total	Judgment	Settlement	Default Judgment	Dismiss	Other		Trial	Sum Jud	Settle	Default J	Dismiss	Other	
Act on Neg Inst	0	0	0	0	0	1	0	0	1	0%	0%	0%	100%	0%	0%	
Asbestos	0	0	0	0	0	0	0	0	0	0%	0%	0%	0%	0%	0%	
Assault & Bat	0	0	0	0	0	0	1	0	1	0%	0%	0%	0%	100%	0%	
Auto - Pers Inj	0	0	0	1	20	2	44	0	67	0%	1%	30%	3%	66%	0%	
Auto - Property	0	0	0	0	1	4	0	0	5	0%	0%	20%	80%	0%	0%	
Book Account	0	0	0	0	12	9	13	2	36	0%	0%	33%	25%	36%	6%	
Civil Rights	0	0	0	1	0	0	1	0	2	0%	50%	0%	0%	50%	0%	
Complex Commerc	0	0	0	0	0	0	0	0	0	0%	0%	0%	0%	0%	0%	
Condemnation	0	0	0	0	0	0	0	0	0	0%	0%	0%	0%	0%	0%	
Construction	0	1	1	0	1	1	2	0	5	20%	0%	20%	20%	40%	0%	
Contract/Commer	0	0	0	1	5	15	18	4	43	0%	2%	12%	35%	42%	9%	
Employment	0	0	0	0	0	0	4	0	4	0%	0%	0%	0%	100%	0%	
Lieu of P. Writ	0	0	0	0	0	0	2	0	2	0%	0%	0%	0%	100%	0%	
Medical Malprac	0	0	0	1	4	0	2	0	7	0%	14%	57%	0%	29%	0%	
Name Change	0	0	0	0	0	0	5	9	14	0%	0%	0%	0%	36%	64%	
Other Insurance	0	0	0	0	0	2	0	0	2	0%	0%	0%	100%	0%	0%	
Other MCL	0	0	0	0	0	0	0	0	0	0%	0%	0%	0%	0%	0%	
Other Track 1	0	0	0	0	3	1	12	5	21	0%	0%	14%	5%	57%	24%	
Other Track 3	0	0	0	3	5	0	9	4	21	0%	14%	24%	0%	43%	19%	
Other Track 4	0	0	0	0	0	0	1	0	1	0%	0%	0%	0%	100%	0%	
Personal Injury	0	0	0	0	14	2	22	2	40	0%	0%	35%	5%	55%	5%	
Prod Liability	0	0	0	0	1	0	0	0	1	0%	0%	100%	0%	0%	0%	
Prof Malpractic	0	0	0	0	0	0	1	0	1	0%	0%	0%	0%	100%	0%	
PIP Coverage	0	0	0	0	0	0	0	0	0	0%	0%	0%	0%	0%	0%	
Real Property	0	0	0	0	1	0	0	0	1	0%	0%	100%	0%	0%	0%	
Tort Other	1	0	1	1	3	1	1	0	7	14%	14%	43%	14%	14%	0%	
Toxic Tort	0	0	0	0	0	0	0	0	0	0%	0%	0%	0%	0%	0%	
UM/UIM Bod Inj	0	0	0	0	4	0	2	2	8	0%	0%	50%	0%	25%	25%	
Total	1	1	2	8	74	38	140	28	290	1%	3%	26%	13%	48%	10%	



**CIVIL BACKLOG BY CASETYPE
OCTOBER 2024
CUMBERLAND**

	Total	Backlog	% chg
Oct 22		176	
Oct 23		154	-13%
Oct 24		144	-6%



1) Casetypes with the state's largest backlogs are highlighted.

**CIVIL CASELOAD SUMMARY BY CASETYPE
OCTOBER 2024
ESSEX**

	Filings			Resolutions			Clearance		Backlog			Backlog Percent		Backlog Per 100 Monthly Filings		Active Pending		
	Jul 2023 to Oct 2023	Jul 2024 to Oct 2024	percent change	Jul 2023 to Oct 2023	Jul 2024 to Oct 2024	percent change	Oct 2024		Oct 2023	Oct 2024	percent change	Oct 2023	Oct 2024	Oct 2023	Oct 2024	Oct 2023	Oct 2024	percent change
							number	percent										
Act on Neg Inst	5	9	80%	5	5	0%	-4	56%	4	6	50%	27%	30%	267	300	15	20	33%
Asbestos	0	0	0%	0	0	0%	0	100%	0	0	0%	0%	0%	0	0	0	0	0%
Assault & Bat	6	8	33%	6	8	33%	0	100%	116	475	309%	68%	94%	9,280	30,000	170	507	198%
Auto - Pers Inj	1,347	1,418	5%	1,411	1,472	4%	54	104%	2,174	1,509	-31%	37%	28%	674	462	5,872	5,346	-9%
Auto - Property	60	79	32%	42	61	45%	-18	77%	19	15	-21%	15%	10%	145	82	125	156	25%
Book Account	309	385	25%	229	276	21%	-109	72%	81	70	-14%	16%	11%	119	83	497	656	32%
Civil Rights	23	13	-43%	18	24	33%	11	185%	72	53	-26%	41%	50%	1,350	1,116	175	105	-40%
Complex Comme	23	10	-57%	13	17	31%	7	170%	59	39	-34%	39%	68%	970	793	153	57	-63%
Condemnation	0	0	0%	0	0	0%	0	100%	1	3	200%	33%	60%	1,200	1,800	3	5	67%
Construction	16	22	38%	23	29	26%	7	132%	90	59	-34%	67%	56%	2,298	1,573	135	105	-22%
Contract/Comme	251	270	8%	258	305	18%	35	113%	213	213	0%	27%	26%	322	312	778	830	7%
Employment	19	15	-21%	13	8	-38%	-7	53%	19	16	-16%	35%	24%	556	343	54	66	22%
Lieu of P. Writ	14	5	-64%	8	17	113%	12	340%	20	18	-10%	37%	35%	774	939	54	51	-6%
Medical Malprac	34	41	21%	50	61	22%	20	149%	230	176	-23%	58%	52%	2,464	1,731	399	336	-16%
Name Change	97	113	16%	95	100	5%	-13	88%	1	4	300%	1%	5%	4	16	70	84	20%
Other Insurance	17	24	41%	18	33	83%	9	138%	33	15	-55%	47%	33%	792	340	70	46	-34%
Other MCL	1	0	-100%	0	0	0%	0	100%	0	0	0%	0%	0%	0	0	0	1	
Other Track 1	136	147	8%	124	138	11%	-9	94%	149	93	-38%	37%	28%	433	261	400	338	-16%
Other Track 3	70	94	34%	67	75	12%	-19	80%	156	133	-15%	37%	30%	839	589	422	442	5%
Other Track 4	13	8	-38%	8	12	50%	4	150%	41	30	-27%	46%	54%	1,406	1,000	90	56	-38%
Personal Injury	485	528	9%	504	607	20%	79	115%	1,128	945	-16%	40%	37%	833	718	2,855	2,570	-10%
Prod Liability	11	8	-27%	18	9	-50%	1	113%	20	18	-10%	47%	43%	960	900	43	42	-2%
Prof Malpractic	13	15	15%	22	12	-45%	-3	80%	56	50	-11%	48%	45%	1,527	1,395	116	110	-5%
PIP Coverage	7	10	43%	6	6	0%	-4	60%	9	2	-78%	43%	13%	470	104	21	15	-29%
Real Property	19	18	-5%	11	17	55%	-1	94%	18	16	-11%	38%	36%	540	400	47	45	-4%
Tort Other	69	59	-14%	63	64	2%	5	108%	175	116	-34%	46%	41%	991	714	378	281	-26%
Toxic Tort	0	0	0%	3	1	-67%	1	100%	5	3	-40%	63%	60%	3,000	1,200	8	5	-38%
UM/UIM Bod Inj	60	59	-2%	53	61	15%	2	103%	65	64	-2%	29%	27%	473	390	228	237	4%
Total	3,105	3,358	8%	3,068	3,418	11%	60	102%	4,954	4,141	-16%	38%	33%	649	518	13,178	12,512	-5%

CIVIL BACKLOG SUMMARY BY CASETYPE

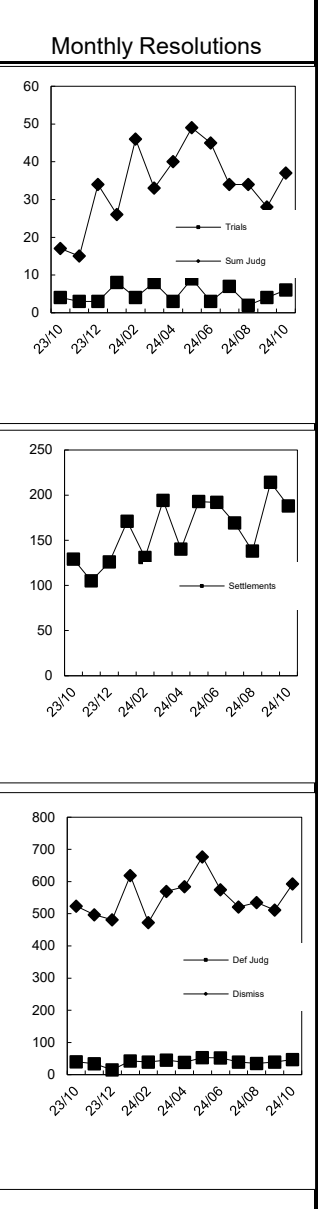
October 2024

ESSEX

	Cases in Backlog															
	Track 1					Track 2				Track 3			Track 4			Total Backlog
	12 to 18 months	18 to 24 months	24 to 36 months	over 36 months	Total Track 1	18 to 24 months	24 to 36 months	over 36 months	Total Track 2	24 to 36 months	over 36 months	Total Track 3	24 to 36 months	over 36 months	Total Track 4	
Act on Neg Inst	4	0	1	1	6	0	0	0	0	0	0	0	0	0	0	6
Asbestos	0	0	0	0	0	0	0	0	0	0	0	0	0	0	0	0
Assault & Bat	0	0	0	0	0	0	0	0	0	155	320	475	0	0	0	475
Auto - Pers Inj	0	0	0	0	0	587	543	379	1,509	0	0	0	0	0	0	1,509
Auto - Property	0	0	0	0	0	7	6	2	15	0	0	0	0	0	0	15
Book Account	34	18	12	6	70	0	0	0	0	0	0	0	0	0	0	70
Civil Rights	0	0	0	0	0	0	1	0	1	23	29	52	0	0	0	53
Complex Comme	0	0	0	0	0	0	0	0	0	0	0	0	10	29	39	39
Condemnation	0	0	0	0	0	0	0	0	0	2	1	3	0	0	0	3
Construction	0	0	0	0	0	8	7	44	59	0	0	0	0	0	0	59
Contract/Comme	0	0	0	0	0	48	100	65	213	0	0	0	0	0	0	213
Employment	0	0	0	0	0	6	3	7	16	0	0	0	0	0	0	16
Lieu of P. Writ	0	0	0	0	0	0	0	0	0	0	0	0	5	13	18	18
Medical Malprac	0	0	0	0	0	0	0	0	0	68	108	176	0	0	0	176
Name Change	3	1	0	0	4	0	0	0	0	0	0	0	0	0	0	4
Other Insurance	5	2	4	4	15	0	0	0	0	0	0	0	0	0	0	15
Other Mass Tort	0	0	0	0	0	0	0	0	0	0	0	0	0	0	0	0
Other Track 1	40	21	10	12	83	2	3	2	7	0	3	3	0	0	0	93
Other Track 3	0	0	0	0	0	0	0	0	0	60	73	133	0	0	0	133
Other Track 4	0	0	0	0	0	0	1	0	1	0	0	0	7	22	29	30
Personal Injury	0	0	0	0	0	360	356	228	944	0	1	1	0	0	0	945
Prod Liability	0	0	0	0	0	0	0	0	0	7	11	18	0	0	0	18
Prof Malpractic	0	0	0	0	0	0	0	0	0	19	31	50	0	0	0	50
PIP Coverage	0	1	1	0	2	0	0	0	0	0	0	0	0	0	0	2
Real Property	7	3	4	2	16	0	0	0	0	0	0	0	0	0	0	16
Tort Other	0	0	0	0	0	34	42	40	116	0	0	0	0	0	0	116
Toxic Tort	0	0	0	0	0	0	0	0	0	1	2	3	0	0	0	3
UM/UIM Bod Inj	0	0	0	0	0	24	25	15	64	0	0	0	0	0	0	64
Total	93	46	32	25	196	1,076	1,087	782	2,945	335	579	914	22	64	86	4,141

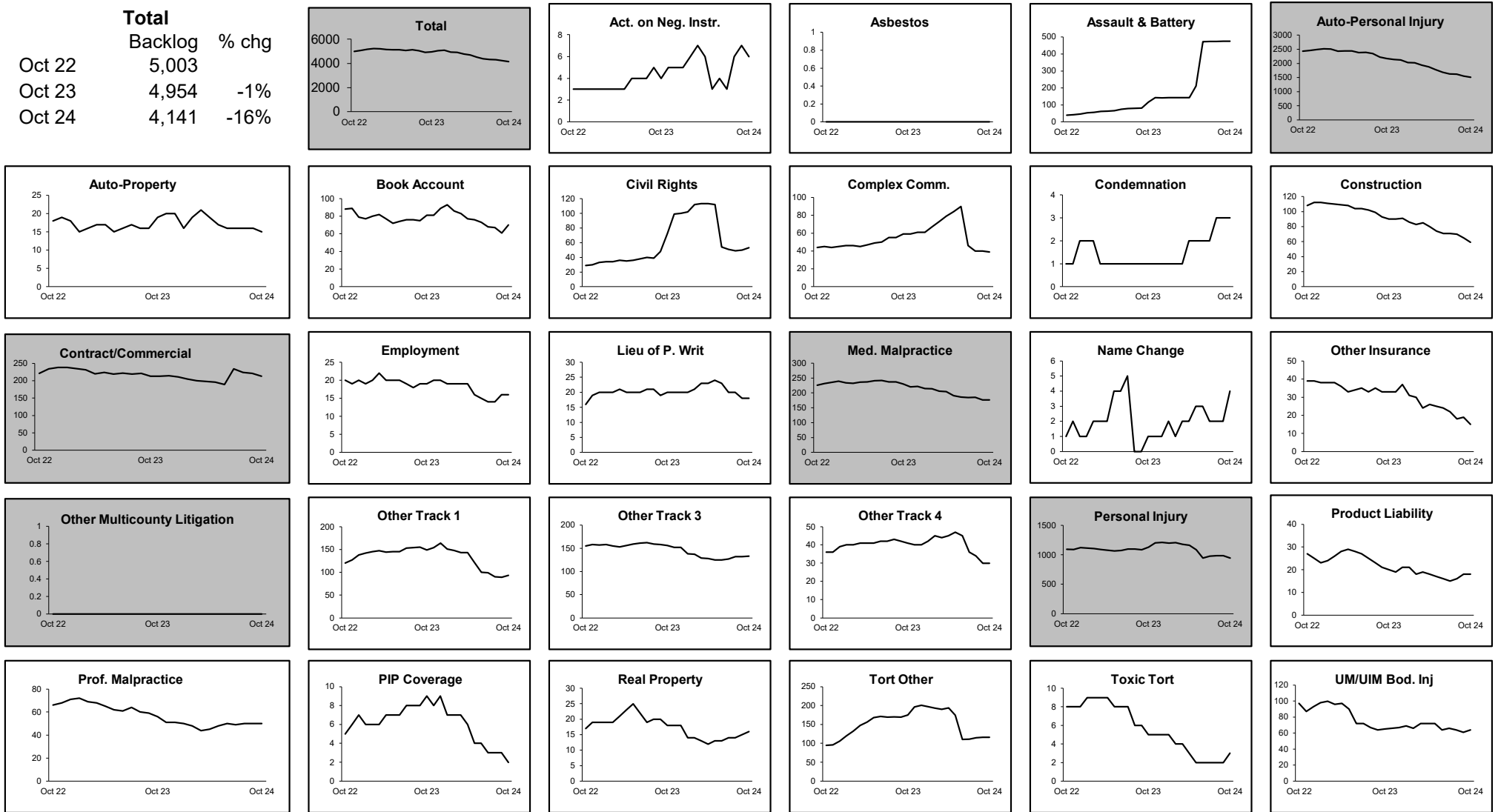
**CIVIL RESOLUTION SUMMARY BY CASETYPE
JULY 2024 - OCTOBER 2024
ESSEX**

	Trial			Summary					Total	Percent resolved by						Monthly Resolutions
	Jury	Nonjury	Total	Judgment	Settlement	Judgment	Dismiss	Other		Trial	Sum Jud	Settle	Default J	Dismiss	Other	
Act on Neg Inst	0	0	0	1	0	2	2	0	5	0%	20%	0%	40%	40%	0%	
Asbestos	0	0	0	0	0	0	0	0	0	0%	0%	0%	0%	0%	0%	
Assault & Bat	0	0	0	0	2	0	6	0	8	0%	0%	25%	0%	75%	0%	
Auto - Pers Inj	4	1	5	27	349	9	1,018	64	1,472	0%	2%	24%	1%	69%	4%	
Auto - Property	0	0	0	4	8	20	29	0	61	0%	7%	13%	33%	48%	0%	
Book Account	0	2	2	16	35	74	148	1	276	1%	6%	13%	27%	54%	0%	
Civil Rights	0	0	0	1	4	0	17	2	24	0%	4%	17%	0%	71%	8%	
Complex Commerc	0	0	0	1	2	0	12	2	17	0%	6%	12%	0%	71%	12%	
Condemnation	0	0	0	0	0	0	0	0	0	0%	0%	0%	0%	0%	0%	
Construction	1	0	1	3	15	1	9	0	29	3%	10%	52%	3%	31%	0%	
Contract/Commer	0	0	0	38	46	40	166	15	305	0%	12%	15%	13%	54%	5%	
Employment	0	0	0	0	1	0	6	1	8	0%	0%	13%	0%	75%	13%	
Lieu of P. Writ	0	0	0	1	0	0	16	0	17	0%	6%	0%	0%	94%	0%	
Medical Malprac	2	0	2	1	26	0	28	4	61	3%	2%	43%	0%	46%	7%	
Name Change	0	0	0	0	0	0	11	89	100	0%	0%	0%	0%	11%	89%	
Other Insurance	0	0	0	2	4	0	25	2	33	0%	6%	12%	0%	76%	6%	
Other MCL	0	0	0	0	0	0	0	0	0	0%	0%	0%	0%	0%	0%	
Other Track 1	0	0	0	14	25	6	90	3	138	0%	10%	18%	4%	65%	2%	
Other Track 3	1	0	1	2	19	1	42	10	75	1%	3%	25%	1%	56%	13%	
Other Track 4	1	0	1	3	1	1	6	0	12	8%	25%	8%	8%	50%	0%	
Personal Injury	6	0	6	16	139	5	410	31	607	1%	3%	23%	1%	68%	5%	
Prod Liability	0	0	0	0	0	0	5	4	9	0%	0%	0%	0%	56%	44%	
Prof Malpractic	0	0	0	0	2	0	9	1	12	0%	0%	17%	0%	75%	8%	
PIP Coverage	0	0	0	0	1	0	5	0	6	0%	0%	17%	0%	83%	0%	
Real Property	0	0	0	3	3	0	11	0	17	0%	18%	18%	0%	65%	0%	
Tort Other	1	0	1	0	16	1	43	3	64	2%	0%	25%	2%	67%	5%	
Toxic Tort	0	0	0	0	0	0	1	0	1	0%	0%	0%	0%	100%	0%	
UM/UIM Bod Inj	0	0	0	0	11	0	46	4	61	0%	0%	18%	0%	75%	7%	
Total	16	3	19	133	709	160	2,161	236	3,418	1%	4%	21%	5%	63%	7%	



**CIVIL BACKLOG BY CASETYPE
OCTOBER 2024
ESSEX**

	Total	Backlog	% chg
Oct 22		5,003	
Oct 23		4,954	-1%
Oct 24		4,141	-16%



1) Casetypes with the state's largest backlogs are highlighted.

**CIVIL CASELOAD SUMMARY BY CASETYPE
OCTOBER 2024
GLOUCESTER**

	Filings			Resolutions			Clearance		Backlog			Backlog Percent		Backlog Per 100 Monthly Filings		Active Pending		
	Jul 2023 to Oct 2023	Jul 2024 to Oct 2024	percent change	Jul 2023 to Oct 2023	Jul 2024 to Oct 2024	percent change	Oct 2024		Oct 2023	Oct 2024	percent change	Oct 2023	Oct 2024	Oct 2023	Oct 2024	Oct 2023	Oct 2024	percent change
							number	percent										
Act on Neg Inst	2	3	50%	1	0	-100%	-3	0%	1	0	-100%	25%	0%	300	0	4	5	25%
Asbestos	0	0	0%	0	0	0%	0	100%	0	0	0%	0%	0%	0	0	0	0	0%
Assault & Bat	1	0	-100%	1	0	-100%	0	100%	0	2		0%	29%	0	600	4	7	75%
Auto - Pers Inj	130	135	4%	140	133	-5%	-2	99%	91	72	-21%	21%	18%	300	239	429	392	-9%
Auto - Property	15	8	-47%	7	14	100%	6	175%	0	0	0%	0%	0%	0	0	26	24	-8%
Book Account	57	87	53%	52	71	37%	-16	82%	3	7	133%	4%	5%	21	35	79	132	67%
Civil Rights	5	6	20%	4	11	175%	5	183%	1	3	200%	8%	20%	100	164	12	15	25%
Complex Comme	1	1	0%	0	1		0	100%	3	4	33%	43%	57%	1,200	800	7	7	0%
Condemnation	4	3	-25%	0	2		-1	67%	0	0	0%	0%	0%	0	0	4	4	0%
Construction	2	1	-50%	4	7	75%	6	700%	2	0	-100%	22%	0%	343	0	9	3	-67%
Contract/Comme	68	77	13%	66	62	-6%	-15	81%	15	18	20%	9%	9%	94	84	159	204	28%
Employment	3	7	133%	1	6	500%	-1	86%	3	1	-67%	33%	11%	450	92	9	9	0%
Lieu of P. Writ	1	6	500%	6	8	33%	2	133%	0	2		0%	11%	0	109	12	18	50%
Medical Malprac	15	6	-60%	10	6	-40%	0	100%	28	23	-18%	45%	40%	960	1,314	62	57	-8%
Name Change	33	45	36%	25	63	152%	18	140%	0	0	0%	0%	0%	0	0	20	18	-10%
Other Insurance	2	0	-100%	2	5	150%	5	100%	3	1	-67%	43%	33%	600	200	7	3	-57%
Other MCL	0	0	0%	0	0	0%	0	100%	0	0	0%	0%	0%	0	0	0	0	0%
Other Track 1	39	56	44%	49	49	0%	-7	88%	10	21	110%	13%	24%	97	189	76	86	13%
Other Track 3	30	31	3%	23	14	-39%	-17	45%	14	12	-14%	15%	11%	187	166	91	109	20%
Other Track 4	0	1		2	2	0%	1	200%	13	8	-38%	76%	73%	5,200	1,920	17	11	-35%
Personal Injury	81	70	-14%	69	66	-4%	-4	94%	51	57	12%	18%	20%	248	303	286	279	-2%
Prod Liability	4	1	-75%	2	3	50%	2	300%	1	1	0%	10%	13%	171	240	10	8	-20%
Prof Malpractic	5	0	-100%	8	5	-38%	5	100%	9	5	-44%	36%	38%	771	3,000	25	13	-48%
PIP Coverage	1	4	300%	0	0	0%	-4	0%	1	1	0%	50%	17%	1,200	240	2	6	200%
Real Property	3	7	133%	1	5	400%	-2	71%	3	1	-67%	30%	10%	400	80	10	10	0%
Tort Other	9	8	-11%	21	11	-48%	3	138%	12	9	-25%	38%	28%	450	327	32	32	0%
Toxic Tort	0	0	0%	0	0	0%	0	100%	0	0	0%	0%	0%	0	0	0	0	0%
UM/UIM Bod Inj	7	11	57%	15	8	-47%	-3	73%	8	11	38%	20%	25%	259	426	41	44	7%
Total	518	574	11%	509	552	8%	-22	96%	272	259	-5%	19%	17%	214	187	1,433	1,496	4%

CIVIL BACKLOG SUMMARY BY CASETYPE

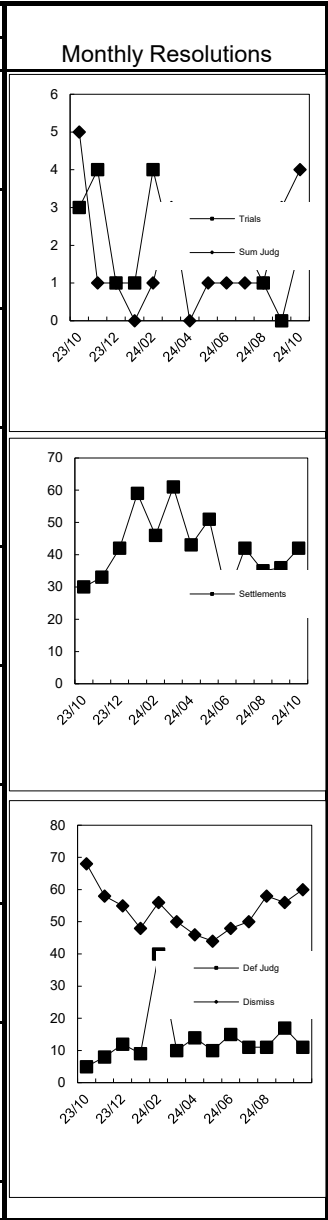
October 2024

GLOUCESTER

	Cases in Backlog															
	Track 1					Track 2				Track 3			Track 4			Total Backlog
	12 to 18 months	18 to 24 months	24 to 36 months	over 36 months	Total Track 1	18 to 24 months	24 to 36 months	over 36 months	Total Track 2	24 to 36 months	over 36 months	Total Track 3	24 to 36 months	over 36 months	Total Track 4	
Act on Neg Inst	0	0	0	0	0	0	0	0	0	0	0	0	0	0	0	0
Asbestos	0	0	0	0	0	0	0	0	0	0	0	0	0	0	0	0
Assault & Bat	0	0	0	0	0	0	0	0	0	2	0	2	0	0	0	2
Auto - Pers Inj	0	0	0	0	0	39	26	7	72	0	0	0	0	0	0	72
Auto - Property	0	0	0	0	0	0	0	0	0	0	0	0	0	0	0	0
Book Account	5	2	0	0	7	0	0	0	0	0	0	0	0	0	0	7
Civil Rights	0	0	0	0	0	0	0	0	0	3	0	3	0	0	0	3
Complex Comme	0	0	0	0	0	0	0	0	0	0	0	0	1	3	4	4
Condemnation	0	0	0	0	0	0	0	0	0	0	0	0	0	0	0	0
Construction	0	0	0	0	0	0	0	0	0	0	0	0	0	0	0	0
Contract/Comme	0	0	0	0	0	7	9	2	18	0	0	0	0	0	0	18
Employment	0	0	0	0	0	0	1	0	1	0	0	0	0	0	0	1
Lieu of P. Writ	0	0	0	0	0	0	0	0	0	0	0	0	2	0	2	2
Medical Malprac	0	0	0	0	0	0	0	0	0	8	15	23	0	0	0	23
Name Change	0	0	0	0	0	0	0	0	0	0	0	0	0	0	0	0
Other Insurance	0	0	1	0	1	0	0	0	0	0	0	0	0	0	0	1
Other Mass Tort	0	0	0	0	0	0	0	0	0	0	0	0	0	0	0	0
Other Track 1	13	3	1	1	18	1	0	0	1	1	1	2	0	0	0	21
Other Track 3	0	0	0	0	0	0	0	0	0	7	5	12	0	0	0	12
Other Track 4	0	0	0	0	0	0	0	0	0	0	0	0	1	7	8	8
Personal Injury	0	0	0	0	0	32	21	3	56	1	0	1	0	0	0	57
Prod Liability	0	0	0	0	0	0	0	0	0	1	0	1	0	0	0	1
Prof Malpractic	0	0	0	0	0	0	0	0	0	3	2	5	0	0	0	5
PIP Coverage	0	0	1	0	1	0	0	0	0	0	0	0	0	0	0	1
Real Property	0	0	0	1	1	0	0	0	0	0	0	0	0	0	0	1
Tort Other	0	0	0	0	0	4	2	3	9	0	0	0	0	0	0	9
Toxic Tort	0	0	0	0	0	0	0	0	0	0	0	0	0	0	0	0
UM/UIM Bod Inj	0	0	0	0	0	7	4	0	11	0	0	0	0	0	0	11
Total	18	5	3	2	28	90	63	15	168	26	23	49	4	10	14	259

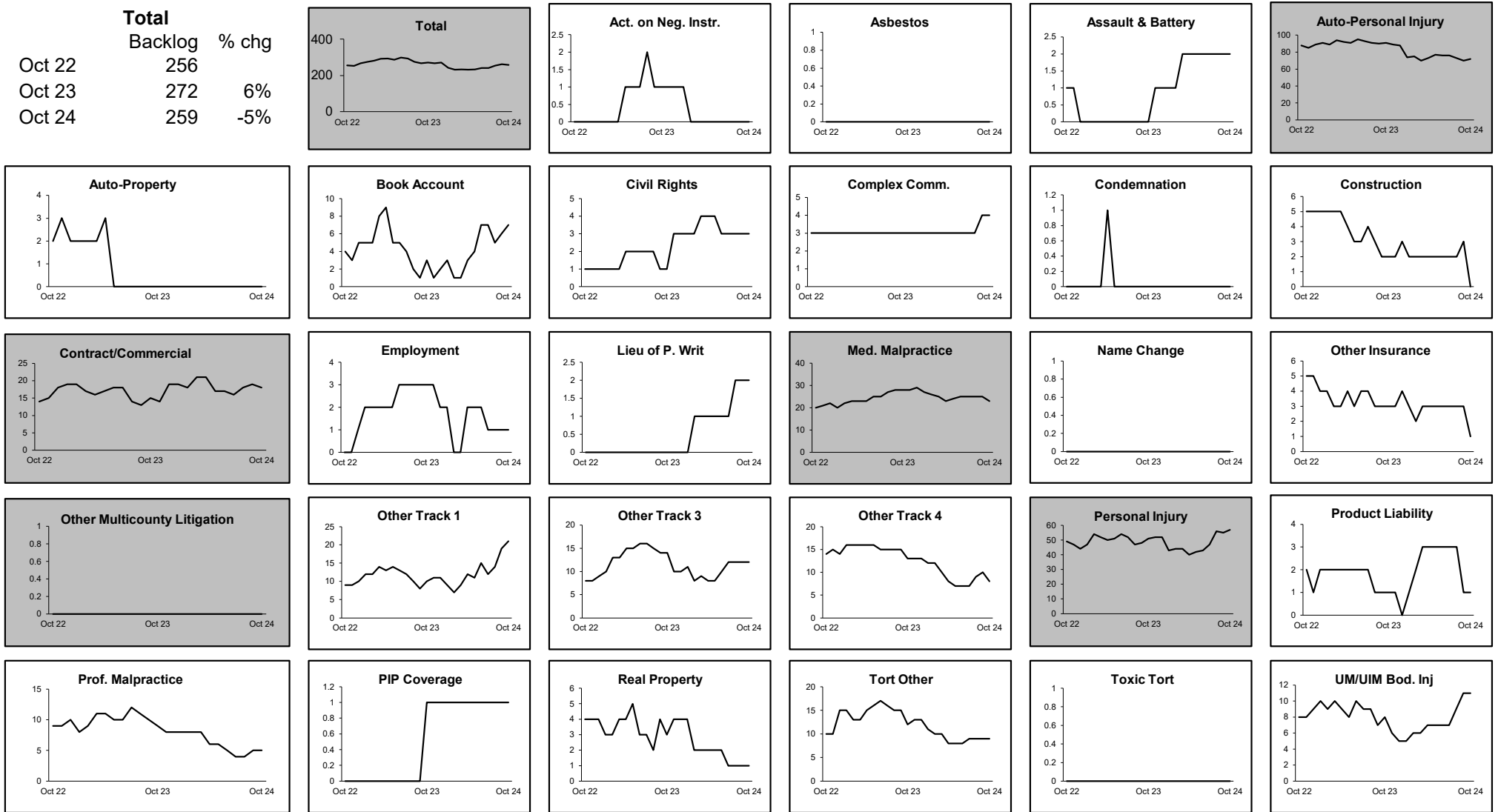
**CIVIL RESOLUTION SUMMARY BY CASETYPE
JULY 2024 - OCTOBER 2024
GLOUCESTER**

	Trial			Summary					Total	Percent resolved by					
	Jury	Nonjury	Total	Judgment	Settlement	Default Judgment	Dismiss	Other		Trial	Sum Jud	Settle	Default J	Dismiss	Other
Act on Neg Inst	0	0	0	0	0	0	0	0	0	0%	0%	0%	0%	0%	0%
Asbestos	0	0	0	0	0	0	0	0	0	0%	0%	0%	0%	0%	0%
Assault & Bat	0	0	0	0	0	0	0	0	0	0%	0%	0%	0%	0%	0%
Auto - Pers Inj	4	0	4	1	60	0	60	8	133	3%	1%	45%	0%	45%	6%
Auto - Property	0	0	0	0	2	6	6	0	14	0%	0%	14%	43%	43%	0%
Book Account	0	1	1	3	23	21	23	0	71	1%	4%	32%	30%	32%	0%
Civil Rights	0	0	0	0	0	0	9	2	11	0%	0%	0%	0%	82%	18%
Complex Commerc	0	0	0	0	0	0	0	1	1	0%	0%	0%	0%	0%	100%
Condemnation	0	0	0	0	0	0	0	2	2	0%	0%	0%	0%	0%	100%
Construction	0	0	0	0	4	0	3	0	7	0%	0%	57%	0%	43%	0%
Contract/Commer	0	0	0	2	13	14	31	2	62	0%	3%	21%	23%	50%	3%
Employment	0	0	0	1	0	0	1	4	6	0%	17%	0%	0%	17%	67%
Lieu of P. Writ	0	0	0	0	0	0	6	2	8	0%	0%	0%	0%	75%	25%
Medical Malprac	0	0	0	0	4	0	2	0	6	0%	0%	67%	0%	33%	0%
Name Change	0	0	0	0	0	0	3	60	63	0%	0%	0%	0%	5%	95%
Other Insurance	0	0	0	0	1	1	3	0	5	0%	0%	20%	20%	60%	0%
Other MCL	0	0	0	0	0	0	0	0	0	0%	0%	0%	0%	0%	0%
Other Track 1	0	0	0	0	10	2	23	14	49	0%	0%	20%	4%	47%	29%
Other Track 3	0	0	0	0	5	0	6	3	14	0%	0%	36%	0%	43%	21%
Other Track 4	0	0	0	0	1	0	1	0	2	0%	0%	50%	0%	50%	0%
Personal Injury	0	0	0	2	21	2	32	9	66	0%	3%	32%	3%	48%	14%
Prod Liability	0	0	0	0	2	0	1	0	3	0%	0%	67%	0%	33%	0%
Prof Malpractic	0	0	0	0	2	0	3	0	5	0%	0%	40%	0%	60%	0%
PIP Coverage	0	0	0	0	0	0	0	0	0	0%	0%	0%	0%	0%	0%
Real Property	0	0	0	0	2	0	2	1	5	0%	0%	40%	0%	40%	20%
Tort Other	0	0	0	0	2	4	4	1	11	0%	0%	18%	36%	36%	9%
Toxic Tort	0	0	0	0	0	0	0	0	0	0%	0%	0%	0%	0%	0%
UM/UIM Bod Inj	0	0	0	0	3	0	5	0	8	0%	0%	38%	0%	63%	0%
Total	4	1	5	9	155	50	224	109	552	1%	2%	28%	9%	41%	20%



**CIVIL BACKLOG BY CASETYPE
OCTOBER 2024
GLOUCESTER**

	Total Backlog	% chg
Oct 22	256	
Oct 23	272	6%
Oct 24	259	-5%



1) Casetypes with the state's largest backlogs are highlighted.

**CIVIL CASELOAD SUMMARY BY CASETYPE
OCTOBER 2024
HUDSON**

	Filings			Resolutions			Clearance		Backlog			Backlog Percent		Backlog Per 100 Monthly Filings		Active Pending		
	Jul 2023 to Oct 2023	Jul 2024 to Oct 2024	percent change	Jul 2023 to Oct 2023	Jul 2024 to Oct 2024	percent change	Oct 2024		Oct 2023	Oct 2024	percent change	Oct 2023	Oct 2024	Oct 2023	Oct 2024	Oct 2023	Oct 2024	percent change
							number	percent										
Act on Neg Inst	3	12	300%	2	3	50%	-9	25%	0	1		0%	7%	0	63	3	14	367%
Asbestos	0	0	0%	0	0	0%	0	100%	0	0	0%	0%	0%	0	0	0	0	0%
Assault & Bat	4	4	0%	9	2	-78%	-2	50%	15	21	40%	44%	57%	2,000	1,800	34	37	9%
Auto - Pers Inj	607	653	8%	700	607	-13%	-46	93%	504	393	-22%	23%	19%	337	262	2,211	2,112	-4%
Auto - Property	15	31	107%	19	25	32%	-6	81%	2	5	150%	4%	9%	33	69	54	57	6%
Book Account	170	236	39%	138	202	46%	-34	86%	40	21	-48%	15%	6%	106	41	274	369	35%
Civil Rights	5	12	140%	3	7	133%	-5	58%	5	9	80%	26%	29%	429	386	19	31	63%
Complex Comme	5	8	60%	6	3	-50%	-5	38%	14	25	79%	35%	47%	700	1,250	40	53	33%
Condemnation	13	1	-92%	7	1	-86%	0	100%	5	7	40%	20%	10%	286	115	25	72	188%
Construction	14	5	-64%	7	10	43%	5	200%	10	10	0%	25%	27%	353	522	40	37	-8%
Contract/Comme	214	257	20%	191	231	21%	-26	90%	101	83	-18%	18%	14%	195	141	552	589	7%
Employment	1	4	300%	7	6	-14%	2	150%	4	1	-75%	50%	7%	600	50	8	15	88%
Lieu of P. Writ	8	11	38%	9	21	133%	10	191%	33	40	21%	41%	47%	921	1,143	81	86	6%
Medical Malprac	9	18	100%	18	14	-22%	-4	78%	46	45	-2%	45%	40%	1,492	1,149	102	113	11%
Name Change	108	83	-23%	92	84	-9%	1	101%	0	0	0%	0%	0%	0	0	56	43	-23%
Other Insurance	7	12	71%	13	9	-31%	-3	75%	7	7	0%	29%	26%	271	280	24	27	13%
Other MCL	0	0	0%	0	0	0%	0	100%	0	0	0%	0%	0%	0	0	0	0	0%
Other Track 1	59	97	64%	57	82	44%	-15	85%	45	41	-9%	31%	25%	278	192	146	165	13%
Other Track 3	58	45	-22%	62	45	-27%	0	100%	47	32	-32%	26%	18%	332	287	184	175	-5%
Other Track 4	6	5	-17%	4	6	50%	1	120%	20	16	-20%	59%	46%	2,667	960	34	35	3%
Personal Injury	234	230	-2%	215	252	17%	22	110%	331	253	-24%	31%	25%	558	432	1,068	1,007	-6%
Prod Liability	2	2	0%	5	3	-40%	1	150%	6	7	17%	35%	58%	900	1,680	17	12	-29%
Prof Malpractic	9	5	-44%	10	14	40%	9	280%	29	14	-52%	62%	39%	2,175	884	47	36	-23%
PIP Coverage	5	2	-60%	3	5	67%	3	250%	1	2	100%	10%	29%	71	240	10	7	-30%
Real Property	11	6	-45%	13	8	-38%	2	133%	9	8	-11%	32%	40%	257	417	28	20	-29%
Tort Other	45	55	22%	58	59	2%	4	107%	53	26	-51%	31%	18%	379	229	169	145	-14%
Toxic Tort	0	1		0	1		0	100%	1	1	0%	50%	100%	1,200	1,200	2	1	-50%
UM/UIM Bod Inj	21	22	5%	24	24	0%	2	109%	23	8	-65%	26%	13%	425	155	87	64	-26%
Total	1,633	1,817	11%	1,672	1,724	3%	-93	95%	1,351	1,076	-20%	25%	20%	335	252	5,315	5,322	0%

CIVIL BACKLOG SUMMARY BY CASETYPE

October 2024

HUDSON

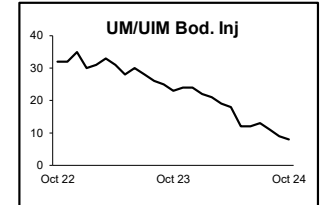
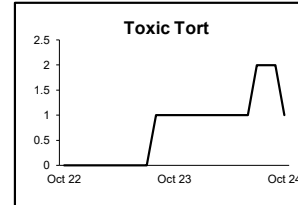
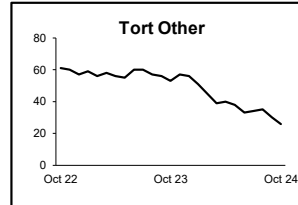
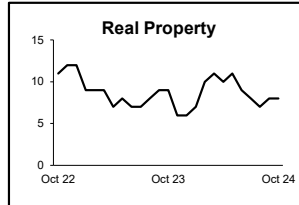
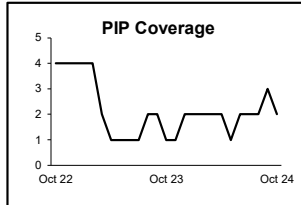
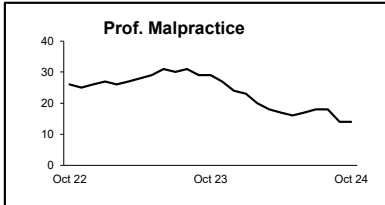
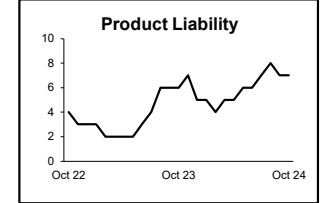
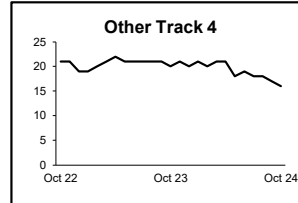
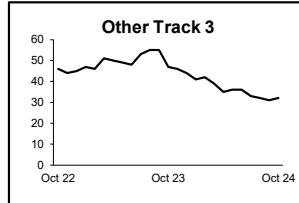
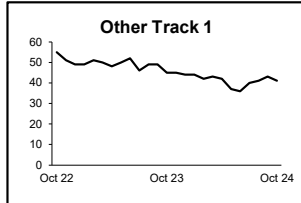
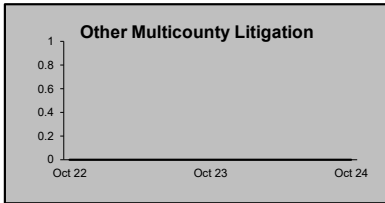
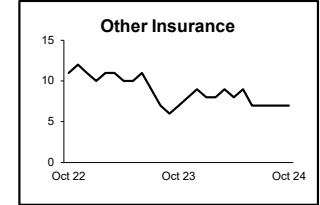

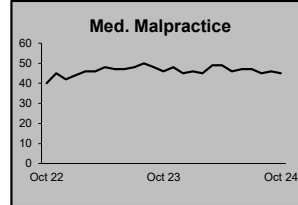
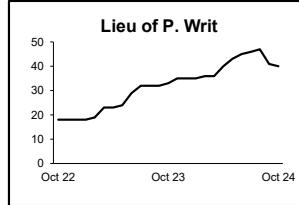
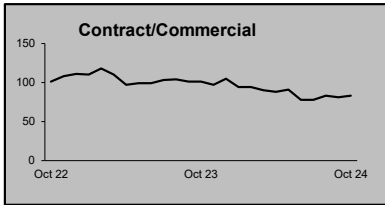
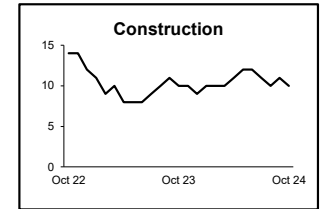
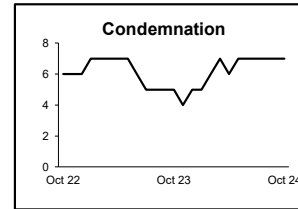
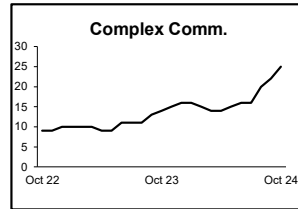
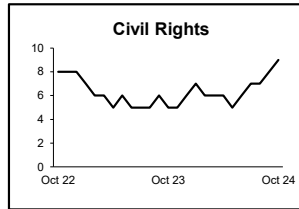
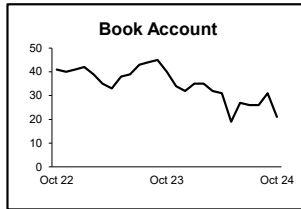
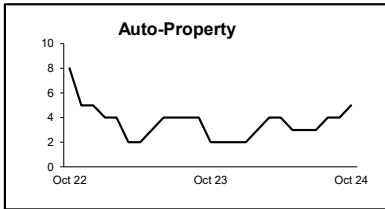
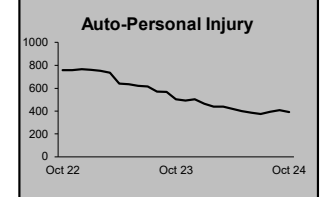
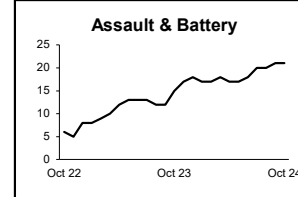
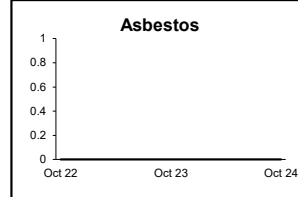
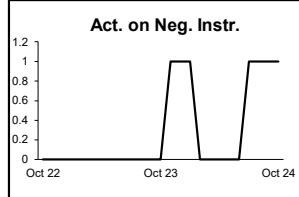
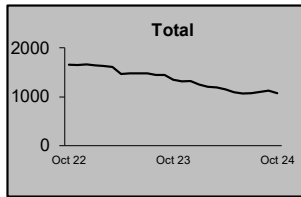
	Cases in Backlog															
	Track 1					Track 2				Track 3			Track 4			Total Backlog
	12 to 18 months	18 to 24 months	24 to 36 months	over 36 months	Total Track 1	18 to 24 months	24 to 36 months	over 36 months	Total Track 2	24 to 36 months	over 36 months	Total Track 3	24 to 36 months	over 36 months	Total Track 4	
Act on Neg Inst	1	0	0	0	1	0	0	0	0	0	0	0	0	0	0	1
Asbestos	0	0	0	0	0	0	0	0	0	0	0	0	0	0	0	0
Assault & Bat	0	0	0	0	0	0	1	0	1	10	10	20	0	0	0	21
Auto - Pers Inj	0	0	0	0	0	233	118	42	393	0	0	0	0	0	0	393
Auto - Property	0	0	0	0	0	2	2	1	5	0	0	0	0	0	0	5
Book Account	14	1	3	2	20	0	0	0	0	0	0	0	1	0	1	21
Civil Rights	0	0	0	0	0	0	2	0	2	5	2	7	0	0	0	9
Complex Comme	0	0	0	0	0	0	0	0	0	0	0	0	13	12	25	25
Condemnation	0	0	0	0	0	0	0	0	0	4	3	7	0	0	0	7
Construction	0	0	0	0	0	4	3	3	10	0	0	0	0	0	0	10
Contract/Comme	1	0	0	0	1	46	16	20	82	0	0	0	0	0	0	83
Employment	0	0	0	0	0	0	0	1	1	0	0	0	0	0	0	1
Lieu of P. Writ	0	0	0	0	0	0	0	0	0	0	0	0	15	25	40	40
Medical Malprac	0	0	0	0	0	0	0	0	0	21	24	45	0	0	0	45
Name Change	0	0	0	0	0	0	0	0	0	0	0	0	0	0	0	0
Other Insurance	2	2	1	2	7	0	0	0	0	0	0	0	0	0	0	7
Other Mass Tort	0	0	0	0	0	0	0	0	0	0	0	0	0	0	0	0
Other Track 1	16	6	8	8	38	3	0	0	3	0	0	0	0	0	0	41
Other Track 3	0	0	0	0	0	0	0	0	0	11	21	32	0	0	0	32
Other Track 4	0	0	0	0	0	0	0	0	0	0	0	0	5	11	16	16
Personal Injury	0	0	0	0	0	139	79	35	253	0	0	0	0	0	0	253
Prod Liability	0	0	0	0	0	0	0	0	0	3	4	7	0	0	0	7
Prof Malpractic	0	0	0	0	0	0	0	0	0	3	11	14	0	0	0	14
PIP Coverage	1	1	0	0	2	0	0	0	0	0	0	0	0	0	0	2
Real Property	3	3	1	1	8	0	0	0	0	0	0	0	0	0	0	8
Tort Other	0	0	0	0	0	11	8	7	26	0	0	0	0	0	0	26
Toxic Tort	0	0	0	0	0	0	0	0	0	0	1	1	0	0	0	1
UM/UIM Bod Inj	0	0	0	0	0	5	3	0	8	0	0	0	0	0	0	8
Total	38	13	13	13	77	443	232	109	784	57	76	133	34	48	82	1,076

**CIVIL RESOLUTION SUMMARY BY CASETYPE
JULY 2024 - OCTOBER 2024
HUDSON**

	Trial			Summary					Total	Percent resolved by						Monthly Resolutions
	Jury	Nonjury	Total	Judgment	Settlement	Judgment	Dismiss	Other		Trial	Sum Jud	Settle	Default J	Dismiss	Other	
Act on Neg Inst	0	0	0	0	1	1	1	0	3	0%	0%	33%	33%	33%	0%	
Asbestos	0	0	0	0	0	0	0	0	0	0%	0%	0%	0%	0%	0%	
Assault & Bat	0	0	0	0	1	0	1	0	2	0%	0%	50%	0%	50%	0%	
Auto - Pers Inj	5	0	5	1	444	6	131	20	607	1%	0%	73%	1%	22%	3%	
Auto - Property	0	0	0	0	7	12	6	0	25	0%	0%	28%	48%	24%	0%	
Book Account	0	0	0	6	63	67	64	2	202	0%	3%	31%	33%	32%	1%	
Civil Rights	0	0	0	0	2	0	4	1	7	0%	0%	29%	0%	57%	14%	
Complex Commerc	0	0	0	0	2	0	1	0	3	0%	0%	67%	0%	33%	0%	
Condemnation	0	0	0	0	0	0	0	1	1	0%	0%	0%	0%	0%	100%	
Construction	0	0	0	0	5	1	3	1	10	0%	0%	50%	10%	30%	10%	
Contract/Commer	1	4	5	2	94	37	88	5	231	2%	1%	41%	16%	38%	2%	
Employment	0	0	0	0	4	0	2	0	6	0%	0%	67%	0%	33%	0%	
Lieu of P. Writ	0	2	2	0	4	0	14	1	21	10%	0%	19%	0%	67%	5%	
Medical Malprac	0	0	0	1	8	0	5	0	14	0%	7%	57%	0%	36%	0%	
Name Change	0	0	0	0	0	0	1	83	84	0%	0%	0%	0%	1%	99%	
Other Insurance	0	0	0	0	5	1	1	2	9	0%	0%	56%	11%	11%	22%	
Other MCL	0	0	0	0	0	0	0	0	0	0%	0%	0%	0%	0%	0%	
Other Track 1	0	0	0	1	32	5	20	24	82	0%	1%	39%	6%	24%	29%	
Other Track 3	1	0	1	1	23	0	15	5	45	2%	2%	51%	0%	33%	11%	
Other Track 4	0	0	0	0	4	1	1	0	6	0%	0%	67%	17%	17%	0%	
Personal Injury	1	0	1	5	173	3	49	21	252	0%	2%	69%	1%	19%	8%	
Prod Liability	0	0	0	0	2	0	0	1	3	0%	0%	67%	0%	0%	33%	
Prof Malpractic	0	0	0	1	9	0	3	1	14	0%	7%	64%	0%	21%	7%	
PIP Coverage	0	0	0	0	3	0	1	1	5	0%	0%	60%	0%	20%	20%	
Real Property	0	0	0	0	3	0	4	1	8	0%	0%	38%	0%	50%	13%	
Tort Other	0	0	0	2	26	3	20	8	59	0%	3%	44%	5%	34%	14%	
Toxic Tort	1	0	1	0	0	0	0	0	1	100%	0%	0%	0%	0%	0%	
UM/UIM Bod Inj	0	0	0	0	18	0	5	1	24	0%	0%	75%	0%	21%	4%	
Total	9	6	15	20	933	137	440	179	1,724	1%	1%	54%	8%	26%	10%	

**CIVIL BACKLOG BY CASETYPE
OCTOBER 2024
HUDSON**

	Total	Backlog	% chg
Oct 22		1,658	
Oct 23		1,351	-19%
Oct 24		1,076	-20%



1) Casetypes with the state's largest backlogs are highlighted.

**CIVIL CASELOAD SUMMARY BY CASETYPE
OCTOBER 2024
HUNTERDON**

	Filings			Resolutions			Clearance		Backlog			Backlog Percent		Backlog Per 100 Monthly Filings		Active Pending		
	Jul 2023 to Oct 2023	Jul 2024 to Oct 2024	percent change	Jul 2023 to Oct 2023	Jul 2024 to Oct 2024	percent change	Oct 2024		Oct 2023	Oct 2024	percent change	Oct 2023	Oct 2024	Oct 2023	Oct 2024	Oct 2023	Oct 2024	percent change
							number	percent										
Act on Neg Inst	1	2	100%	1	0	-100%	-2	0%	1	1	0%	50%	33%	400	400	2	3	50%
Asbestos	0	0	0%	0	0	0%	0	100%	0	0	0%	0%	0%	0	0	0	0	0%
Assault & Bat	0	1		0	0	0%	-1	0%	2	10	400%	17%	77%	1,200	12,000	12	13	8%
Auto - Pers Inj	24	37	54%	17	31	82%	-6	84%	41	31	-24%	37%	25%	724	409	112	126	13%
Auto - Property	3	3	0%	1	5	400%	2	167%	1	0	-100%	17%	0%	150	0	6	7	17%
Book Account	30	31	3%	16	43	169%	12	139%	7	5	-29%	13%	9%	124	57	53	55	4%
Civil Rights	8	1	-88%	1	1	0%	0	100%	9	11	22%	41%	61%	831	6,600	22	18	-18%
Complex Comme	0	0	0%	0	2		2	100%	3	2	-33%	33%	29%	900	2,400	9	7	-22%
Condemnation	1	0	-100%	0	0	0%	0	100%	0	0	0%	0%	0%	0	0	1	1	0%
Construction	3	0	-100%	3	6	100%	6	100%	2	0	-100%	29%	0%	400	0	7	5	-29%
Contract/Comme	31	35	13%	26	31	19%	-4	89%	22	17	-23%	29%	20%	293	198	77	87	13%
Employment	2	1	-50%	0	1		0	100%	0	1		0%	25%	0	400	4	4	0%
Lieu of P. Writ	0	2		3	1	-67%	-1	50%	4	4	0%	50%	33%	1,200	960	8	12	50%
Medical Malprac	1	4	300%	0	2		-2	50%	21	18	-14%	70%	53%	3,150	3,086	30	34	13%
Name Change	25	35	40%	17	33	94%	-2	94%	0	0	0%	0%	0%	0	0	21	15	-29%
Other Insurance	0	3		1	1	0%	-2	33%	1	0	-100%	50%	0%	400	0	2	3	50%
Other MCL	0	0	0%	0	0	0%	0	100%	0	0	0%	0%	0%	0	0	0	0	0%
Other Track 1	11	15	36%	8	17	113%	2	113%	4	4	0%	18%	17%	109	102	22	23	5%
Other Track 3	5	5	0%	5	5	0%	0	100%	9	11	22%	26%	32%	491	733	35	34	-3%
Other Track 4	0	1		2	1	-50%	0	100%	3	3	0%	75%	60%	900	1,800	4	5	25%
Personal Injury	15	13	-13%	20	14	-30%	1	108%	30	29	-3%	38%	40%	783	941	78	73	-6%
Prod Liability	2	0	-100%	4	0	-100%	0	100%	1	0	-100%	20%	0%	171	0	5	1	-80%
Prof Malpractic	3	1	-67%	2	2	0%	1	200%	5	4	-20%	31%	36%	857	1,600	16	11	-31%
PIP Coverage	0	1		0	1		0	100%	0	0	0%	0%	0%	0	0	0	1	
Real Property	1	3	200%	1	2	100%	-1	67%	3	2	-33%	75%	29%	1,800	267	4	7	75%
Tort Other	5	3	-40%	1	4	300%	1	133%	10	9	-10%	48%	41%	750	831	21	22	5%
Toxic Tort	1	0	-100%	1	0	-100%	0	100%	0	0	0%	0%	0%	0	0	0	2	
UM/UIM Bod Inj	1	1	0%	3	0	-100%	-1	0%	3	3	0%	50%	33%	1,200	600	6	9	50%
Total	173	198	14%	133	203	53%	5	103%	182	165	-9%	33%	29%	424	354	557	578	4%

CIVIL BACKLOG SUMMARY BY CASETYPE

October 2024

HUNTERDON

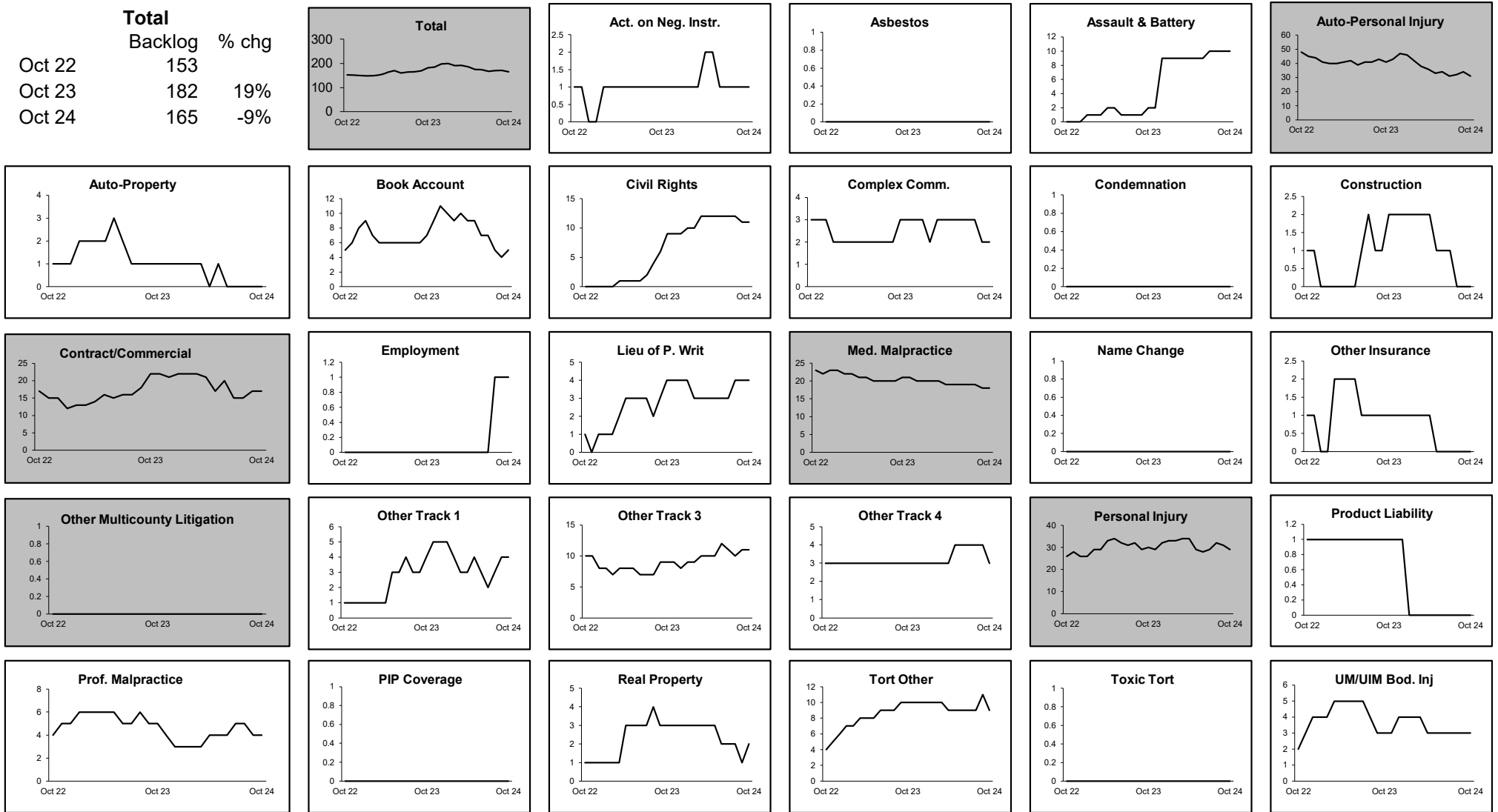
	Cases in Backlog															
	Track 1					Track 2				Track 3			Track 4			Total Backlog
	12 to 18 months	18 to 24 months	24 to 36 months	over 36 months	Total Track 1	18 to 24 months	24 to 36 months	over 36 months	Total Track 2	24 to 36 months	over 36 months	Total Track 3	24 to 36 months	over 36 months	Total Track 4	
Act on Neg Inst	0	1	0	0	1	0	0	0	0	0	0	0	0	0	0	1
Asbestos	0	0	0	0	0	0	0	0	0	0	0	0	0	0	0	0
Assault & Bat	0	0	0	0	0	0	0	0	0	7	3	10	0	0	0	10
Auto - Pers Inj	0	0	0	0	0	15	11	5	31	0	0	0	0	0	0	31
Auto - Property	0	0	0	0	0	0	0	0	0	0	0	0	0	0	0	0
Book Account	1	1	2	1	5	0	0	0	0	0	0	0	0	0	0	5
Civil Rights	0	0	0	0	0	0	0	0	0	2	9	11	0	0	0	11
Complex Comme	0	0	0	0	0	0	0	0	0	0	0	0	1	1	2	2
Condemnation	0	0	0	0	0	0	0	0	0	0	0	0	0	0	0	0
Construction	0	0	0	0	0	0	0	0	0	0	0	0	0	0	0	0
Contract/Comme	0	0	0	0	0	5	5	7	17	0	0	0	0	0	0	17
Employment	0	0	0	0	0	1	0	0	1	0	0	0	0	0	0	1
Lieu of P. Writ	0	0	0	0	0	0	0	0	0	0	0	0	1	3	4	4
Medical Malprac	0	0	0	0	0	0	0	0	0	1	17	18	0	0	0	18
Name Change	0	0	0	0	0	0	0	0	0	0	0	0	0	0	0	0
Other Insurance	0	0	0	0	0	0	0	0	0	0	0	0	0	0	0	0
Other Mass Tort	0	0	0	0	0	0	0	0	0	0	0	0	0	0	0	0
Other Track 1	2	0	2	0	4	0	0	0	0	0	0	0	0	0	0	4
Other Track 3	0	0	0	0	0	0	0	0	0	6	5	11	0	0	0	11
Other Track 4	0	0	0	0	0	0	0	0	0	0	0	0	0	3	3	3
Personal Injury	0	0	0	0	0	10	11	8	29	0	0	0	0	0	0	29
Prod Liability	0	0	0	0	0	0	0	0	0	0	0	0	0	0	0	0
Prof Malpractic	0	0	0	0	0	0	0	0	0	2	2	4	0	0	0	4
PIP Coverage	0	0	0	0	0	0	0	0	0	0	0	0	0	0	0	0
Real Property	1	0	1	0	2	0	0	0	0	0	0	0	0	0	0	2
Tort Other	0	0	0	0	0	3	3	3	9	0	0	0	0	0	0	9
Toxic Tort	0	0	0	0	0	0	0	0	0	0	0	0	0	0	0	0
UM/UIM Bod Inj	0	0	0	0	0	0	1	2	3	0	0	0	0	0	0	3
Total	4	2	5	1	12	34	31	25	90	18	36	54	2	7	9	165

**CIVIL RESOLUTION SUMMARY BY CASETYPE
JULY 2024 - OCTOBER 2024
HUNTERDON**

	Trial			Summary					Total	Percent resolved by						Monthly Resolutions
	Jury	Nonjury	Total	Judgment	Settlement	Default Judgment	Dismiss	Other		Trial	Sum Jud	Settle	Default J	Dismiss	Other	
Act on Neg Inst	0	0	0	0	0	0	0	0	0	0%	0%	0%	0%	0%	0%	
Asbestos	0	0	0	0	0	0	0	0	0	0%	0%	0%	0%	0%	0%	
Assault & Bat	0	0	0	0	0	0	0	0	0	0%	0%	0%	0%	0%	0%	
Auto - Pers Inj	0	0	0	0	11	1	16	3	31	0%	0%	35%	3%	52%	10%	
Auto - Property	0	0	0	0	0	1	4	0	5	0%	0%	0%	20%	80%	0%	
Book Account	0	0	0	3	16	15	8	1	43	0%	7%	37%	35%	19%	2%	
Civil Rights	0	0	0	0	0	0	1	0	1	0%	0%	0%	0%	100%	0%	
Complex Commerc	0	0	0	0	1	0	1	0	2	0%	0%	50%	0%	50%	0%	
Condemnation	0	0	0	0	0	0	0	0	0	0%	0%	0%	0%	0%	0%	
Construction	0	0	0	0	0	0	6	0	6	0%	0%	0%	0%	100%	0%	
Contract/Commer	0	0	0	2	10	2	17	0	31	0%	6%	32%	6%	55%	0%	
Employment	0	0	0	0	0	0	0	1	1	0%	0%	0%	0%	0%	100%	
Lieu of P. Writ	0	0	0	0	0	0	1	0	1	0%	0%	0%	0%	100%	0%	
Medical Malprac	0	0	0	0	2	0	0	0	2	0%	0%	100%	0%	0%	0%	
Name Change	0	0	0	0	0	0	3	30	33	0%	0%	0%	0%	9%	91%	
Other Insurance	0	0	0	0	0	0	1	0	1	0%	0%	0%	0%	100%	0%	
Other MCL	0	0	0	0	0	0	0	0	0	0%	0%	0%	0%	0%	0%	
Other Track 1	0	0	0	0	3	0	7	7	17	0%	0%	18%	0%	41%	41%	
Other Track 3	0	0	0	0	3	0	2	0	5	0%	0%	60%	0%	40%	0%	
Other Track 4	0	0	0	0	1	0	0	0	1	0%	0%	100%	0%	0%	0%	
Personal Injury	1	0	1	0	3	1	7	2	14	7%	0%	21%	7%	50%	14%	
Prod Liability	0	0	0	0	0	0	0	0	0	0%	0%	0%	0%	0%	0%	
Prof Malpractic	0	0	0	0	1	0	1	0	2	0%	0%	50%	0%	50%	0%	
PIP Coverage	0	0	0	0	1	0	0	0	1	0%	0%	100%	0%	0%	0%	
Real Property	0	0	0	0	1	0	1	0	2	0%	0%	50%	0%	50%	0%	
Tort Other	0	0	0	1	1	0	2	0	4	0%	25%	25%	0%	50%	0%	
Toxic Tort	0	0	0	0	0	0	0	0	0	0%	0%	0%	0%	0%	0%	
UM/UIM Bod Inj	0	0	0	0	0	0	0	0	0	0%	0%	0%	0%	0%	0%	
Total	1	0	1	6	54	20	78	44	203	0%	3%	27%	10%	38%	22%	

**CIVIL BACKLOG BY CASETYPE
OCTOBER 2024
HUNTERDON**

	Total Backlog	% chg
Oct 22	153	
Oct 23	182	19%
Oct 24	165	-9%



1) Casetypes with the state's largest backlogs are highlighted.

**CIVIL CASELOAD SUMMARY BY CASETYPE
OCTOBER 2024
MERCER**

	Filings			Resolutions			Clearance		Backlog			Backlog Percent		Backlog Per 100 Monthly Filings		Active Pending		
	Jul 2023 to Oct 2023	Jul 2024 to Oct 2024	percent change	Jul 2023 to Oct 2023	Jul 2024 to Oct 2024	percent change	Oct 2024		Oct 2023	Oct 2024	percent change	Oct 2023	Oct 2024	Oct 2023	Oct 2024	Oct 2023	Oct 2024	percent change
							number	percent										
Act on Neg Inst	2	2	0%	3	1	-67%	-1	50%	0	0	0%	0%	0%	0	0	3	2	-33%
Asbestos	0	0	0%	0	0	0%	0	100%	0	0	0%	0%	0%	0	0	0	0	0%
Assault & Bat	4	3	-25%	5	4	-20%	1	133%	72	86	19%	73%	90%	14,400	12,900	98	96	-2%
Auto - Pers Inj	225	247	10%	244	201	-18%	-46	81%	255	177	-31%	30%	22%	469	315	845	819	-3%
Auto - Property	18	21	17%	8	20	150%	-1	95%	2	3	50%	6%	8%	59	60	34	40	18%
Book Account	105	144	37%	108	113	5%	-31	78%	8	12	50%	7%	6%	35	40	121	196	62%
Civil Rights	15	27	80%	15	9	-40%	-18	33%	42	57	36%	46%	51%	1,072	1,267	92	112	22%
Complex Comme	4	1	-75%	4	2	-50%	1	200%	8	9	13%	31%	45%	505	1,800	26	20	-23%
Condemnation	0	0	0%	1	0	-100%	0	100%	2	2	0%	67%	67%	800		3	3	0%
Construction	6	5	-17%	7	5	-29%	0	100%	12	11	-8%	46%	48%	900	629	26	23	-12%
Contract/Comme	120	116	-3%	145	114	-21%	-2	98%	43	33	-23%	16%	12%	138	107	265	270	2%
Employment	8	6	-25%	4	6	50%	0	100%	3	3	0%	14%	21%	157	257	21	14	-33%
Lieu of P. Writ	8	10	25%	6	9	50%	-1	90%	1	1	0%	8%	6%	63	44	13	18	38%
Medical Malprac	12	9	-25%	14	15	7%	6	167%	42	43	2%	43%	42%	1,527	1,075	98	103	5%
Name Change	35	47	34%	33	43	30%	-4	91%	0	0	0%	0%	0%	0	0	16	23	44%
Other Insurance	7	6	-14%	8	8	0%	2	133%	4	3	-25%	21%	18%	200	257	19	17	-11%
Other MCL	6	0	-100%	6	0	-100%	0	100%	0	0	0%	0%	0%	0	0	0	0	0%
Other Track 1	70	69	-1%	69	63	-9%	-6	91%	35	38	9%	26%	27%	201	202	135	143	6%
Other Track 3	53	46	-13%	46	63	37%	17	137%	66	59	-11%	29%	24%	514	432	226	244	8%
Other Track 4	16	2	-88%	2	6	200%	4	300%	8	9	13%	22%	60%	436	1,350	37	15	-59%
Personal Injury	95	115	21%	92	117	27%	2	102%	197	212	8%	36%	38%	768	759	550	553	1%
Prod Liability	3	1	-67%	0	3		2	300%	5	2	-60%	38%	22%	462	600	13	9	-31%
Prof Malpractic	10	5	-50%	10	10	0%	5	200%	19	14	-26%	39%	29%	760	672	49	48	-2%
PIP Coverage	0	0	0%	4	2	-50%	2	100%	0	1		0%	50%	0	300	1	2	100%
Real Property	4	3	-25%	5	2	-60%	-1	67%	0	0	0%	0%	0%	0	0	7	4	-43%
Tort Other	30	18	-40%	38	27	-29%	9	150%	43	53	23%	38%	54%	607	1,060	114	98	-14%
Toxic Tort	0	2		0	1		-1	50%	2	1	-50%	50%	25%	600		4	4	0%
UM/UIM Bod Inj	23	20	-13%	27	15	-44%	-5	75%	14	12	-14%	22%	19%	300	300	65	64	-2%
Total	879	925	5%	904	859	-5%	-66	93%	883	841	-5%	31%	29%	413	379	2,881	2,940	2%

CIVIL BACKLOG SUMMARY BY CASETYPE

October 2024

MERCER

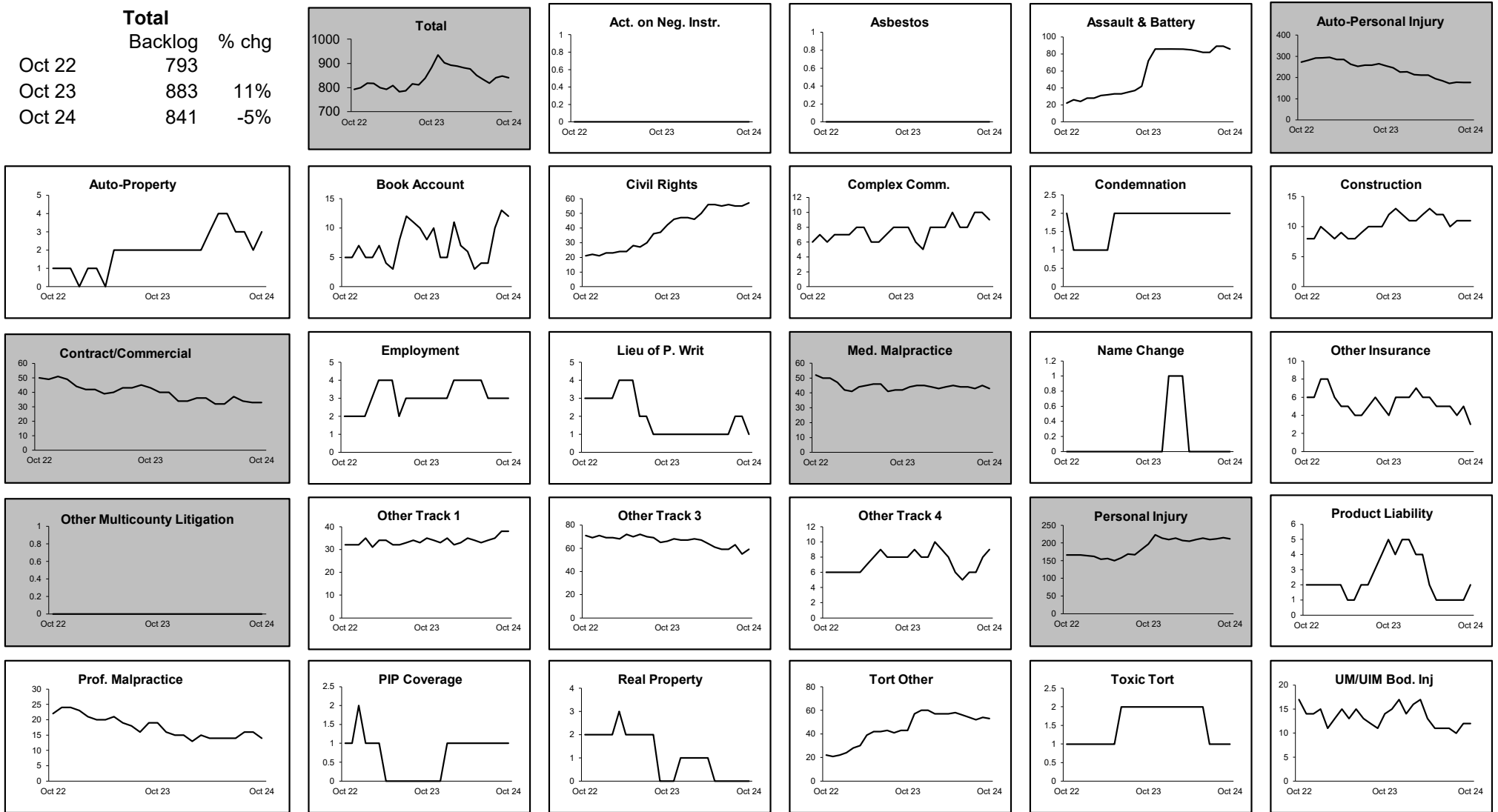
	Cases in Backlog															
	Track 1					Track 2				Track 3			Track 4			Total Backlog
	12 to 18 months	18 to 24 months	24 to 36 months	over 36 months	Total Track 1	18 to 24 months	24 to 36 months	over 36 months	Total Track 2	24 to 36 months	over 36 months	Total Track 3	24 to 36 months	over 36 months	Total Track 4	
Act on Neg Inst	0	0	0	0	0	0	0	0	0	0	0	0	0	0	0	0
Asbestos	0	0	0	0	0	0	0	0	0	0	0	0	0	0	0	0
Assault & Bat	0	0	0	0	0	0	0	0	0	20	66	86	0	0	0	86
Auto - Pers Inj	0	0	0	0	0	72	58	47	177	0	0	0	0	0	0	177
Auto - Property	0	0	0	0	0	2	1	0	3	0	0	0	0	0	0	3
Book Account	0	0	0	0	0	9	3	0	12	0	0	0	0	0	0	12
Civil Rights	0	0	0	0	0	0	0	0	0	20	34	54	0	3	3	57
Complex Comme	0	0	0	0	0	0	0	0	0	0	0	0	3	6	9	9
Condemnation	0	0	0	1	1	0	0	0	0	0	1	1	0	0	0	2
Construction	0	0	0	0	0	1	5	5	11	0	0	0	0	0	0	11
Contract/Comme	0	0	0	0	0	11	10	11	32	1	0	1	0	0	0	33
Employment	0	0	0	0	0	1	2	0	3	0	0	0	0	0	0	3
Lieu of P. Writ	0	0	0	0	0	0	0	0	0	0	0	0	1	0	1	1
Medical Malprac	0	0	0	0	0	0	0	0	0	23	20	43	0	0	0	43
Name Change	0	0	0	0	0	0	0	0	0	0	0	0	0	0	0	0
Other Insurance	0	0	0	0	0	0	2	1	3	0	0	0	0	0	0	3
Other Mass Tort	0	0	0	0	0	0	0	0	0	0	0	0	0	0	0	0
Other Track 1	4	1	2	1	8	4	5	1	10	2	17	19	0	1	1	38
Other Track 3	0	0	0	0	0	0	0	0	0	27	32	59	0	0	0	59
Other Track 4	0	0	0	0	0	0	0	0	0	0	0	0	8	1	9	9
Personal Injury	0	0	0	0	0	63	56	27	146	27	39	66	0	0	0	212
Prod Liability	0	0	0	0	0	0	0	0	0	1	1	2	0	0	0	2
Prof Malpractic	0	0	0	0	0	0	0	0	0	5	9	14	0	0	0	14
PIP Coverage	0	0	0	0	0	0	0	1	1	0	0	0	0	0	0	1
Real Property	0	0	0	0	0	0	0	0	0	0	0	0	0	0	0	0
Tort Other	0	0	0	0	0	4	7	5	16	13	24	37	0	0	0	53
Toxic Tort	0	0	0	0	0	0	0	0	0	0	1	1	0	0	0	1
UM/UIM Bod Inj	0	0	0	0	0	4	7	1	12	0	0	0	0	0	0	12
Total	4	1	2	2	9	171	156	99	426	139	244	383	12	11	23	841

**CIVIL RESOLUTION SUMMARY BY CASETYPE
JULY 2024 - OCTOBER 2024
MERCER**

	Trial			Summary					Total	Percent resolved by						Monthly Resolutions
	Jury	Nonjury	Total	Judgment	Settlement	Judgment	Dismiss	Other		Trial	Sum Jud	Settle	Default J	Dismiss	Other	
Act on Neg Inst	0	0	0	0	0	0	1	0	1	0%	0%	0%	0%	100%	0%	
Asbestos	0	0	0	0	0	0	0	0	0	0%	0%	0%	0%	0%	0%	
Assault & Bat	0	0	0	0	2	0	2	0	4	0%	0%	50%	0%	50%	0%	
Auto - Pers Inj	1	0	1	2	117	3	74	4	201	0%	1%	58%	1%	37%	2%	
Auto - Property	0	0	0	0	5	9	5	1	20	0%	0%	25%	45%	25%	5%	
Book Account	0	0	0	0	25	47	38	3	113	0%	0%	22%	42%	34%	3%	
Civil Rights	0	0	0	0	0	0	7	2	9	0%	0%	0%	0%	78%	22%	
Complex Commerc	0	0	0	0	1	0	1	0	2	0%	0%	50%	0%	50%	0%	
Condemnation	0	0	0	0	0	0	0	0	0	0%	0%	0%	0%	0%	0%	
Construction	0	0	0	0	2	1	1	1	5	0%	0%	40%	20%	20%	20%	
Contract/Commer	0	3	3	4	20	20	62	5	114	3%	4%	18%	18%	54%	4%	
Employment	0	0	0	0	2	1	1	2	6	0%	0%	33%	17%	17%	33%	
Lieu of P. Writ	0	0	0	0	1	0	6	2	9	0%	0%	11%	0%	67%	22%	
Medical Malprac	1	0	1	1	8	0	5	0	15	7%	7%	53%	0%	33%	0%	
Name Change	0	0	0	0	0	0	3	40	43	0%	0%	0%	0%	7%	93%	
Other Insurance	0	0	0	1	3	0	4	0	8	0%	13%	38%	0%	50%	0%	
Other MCL	0	0	0	0	0	0	0	0	0	0%	0%	0%	0%	0%	0%	
Other Track 1	0	1	1	1	6	2	29	24	63	2%	2%	10%	3%	46%	38%	
Other Track 3	1	0	1	2	26	0	21	13	63	2%	3%	41%	0%	33%	21%	
Other Track 4	0	0	0	0	3	2	1	0	6	0%	0%	50%	33%	17%	0%	
Personal Injury	0	0	0	2	74	0	35	6	117	0%	2%	63%	0%	30%	5%	
Prod Liability	0	0	0	0	2	0	1	0	3	0%	0%	67%	0%	33%	0%	
Prof Malpractic	0	0	0	0	5	0	3	2	10	0%	0%	50%	0%	30%	20%	
PIP Coverage	0	0	0	0	1	0	0	1	2	0%	0%	50%	0%	0%	50%	
Real Property	0	0	0	0	0	0	2	0	2	0%	0%	0%	0%	100%	0%	
Tort Other	0	1	1	0	10	3	12	1	27	4%	0%	37%	11%	44%	4%	
Toxic Tort	0	0	0	0	1	0	0	0	1	0%	0%	100%	0%	0%	0%	
UM/UIM Bod Inj	0	0	0	0	8	0	6	1	15	0%	0%	53%	0%	40%	7%	
Total	3	5	8	13	322	88	320	108	859	1%	2%	37%	10%	37%	13%	

**CIVIL BACKLOG BY CASETYPE
OCTOBER 2024
MERCER**

	Total	Backlog	% chg
Oct 22		793	
Oct 23		883	11%
Oct 24		841	-5%



1) Casetypes with the state's largest backlogs are highlighted.

**CIVIL CASELOAD SUMMARY BY CASETYPE
OCTOBER 2024
MIDDLESEX**

	Filings			Resolutions			Clearance		Backlog			Backlog Percent		Backlog Per 100 Monthly Filings		Active Pending		
	Jul 2023 to Oct 2023	Jul 2024 to Oct 2024	percent change	Jul 2023 to Oct 2023	Jul 2024 to Oct 2024	percent change	Oct 2024		Oct 2023	Oct 2024	percent change	Oct 2023	Oct 2024	Oct 2023	Oct 2024	Oct 2023	Oct 2024	percent change
							number	percent										
Act on Neg Inst	8	5	-38%	1	3	200%	-2	60%	0	1		0%	14%	0	133	9	7	-22%
Asbestos	84	37	-56%	14	55	293%	18	149%	574	433	-25%	63%	66%	2,982	3,765	904	653	-28%
Assault & Bat	6	7	17%	2	5	150%	-2	71%	28	34	21%	50%	65%	1,768	2,914	56	52	-7%
Auto - Pers Inj	1,042	1,021	-2%	998	964	-3%	-57	94%	909	853	-6%	23%	21%	362	329	3,909	4,016	3%
Auto - Property	21	34	62%	17	34	100%	0	100%	7	5	-29%	11%	7%	99	62	62	69	11%
Book Account	229	287	25%	177	236	33%	-51	82%	17	12	-29%	5%	3%	33	19	337	386	15%
Civil Rights	9	10	11%	7	9	29%	-1	90%	15	15	0%	38%	26%	818	367	39	58	49%
Complex Comme	6	11	83%	12	4	-67%	-7	36%	29	25	-14%	56%	46%	1,200	1,200	52	54	4%
Condemnation	5	10	100%	10	12	20%	2	120%	1	1	0%	8%	7%	55	35	13	15	15%
Construction	8	9	13%	7	8	14%	-1	89%	14	7	-50%	44%	21%	730	263	32	34	6%
Contract/Comme	298	303	2%	292	329	13%	26	109%	55	57	4%	9%	9%	74	69	639	660	3%
Employment	14	14	0%	12	10	-17%	-4	71%	6	10	67%	18%	26%	176	308	33	38	15%
Lieu of P. Writ	15	7	-53%	8	14	75%	7	200%	5	5	0%	13%	14%	143	222	38	37	-3%
Medical Malprac	33	26	-21%	46	40	-13%	14	154%	109	147	35%	37%	54%	1,348	2,028	297	270	-9%
Name Change	94	93	-1%	82	88	7%	-5	95%	0	0	0%	0%	0%	0	0	44	36	-18%
Other Insurance	16	14	-13%	14	12	-14%	-2	86%	8	5	-38%	25%	20%	253	143	32	25	-22%
Other MCL	14	1	-93%	32	127	297%	126	12700%	3,961	3,839	-3%	99%	99%	72,018	354,369	4,012	3,864	-4%
Other Track 1	103	101	-2%	105	118	12%	17	117%	18	22	22%	10%	12%	67	79	184	177	-4%
Other Track 3	94	96	2%	65	108	66%	12	113%	36	41	14%	12%	12%	173	171	296	331	12%
Other Track 4	2	2	0%	3	5	67%	3	250%	15	12	-20%	54%	60%	1,200	1,200	28	20	-29%
Personal Injury	358	333	-7%	336	322	-4%	-11	97%	429	441	3%	27%	29%	467	521	1,568	1,532	-2%
Prod Liability	11	10	-9%	12	13	8%	3	130%	14	28	100%	23%	48%	185	1,120	62	58	-6%
Prof Malpractic	15	19	27%	15	14	-7%	-5	74%	18	16	-11%	25%	21%	568	409	73	78	7%
PIP Coverage	8	4	-50%	10	6	-40%	2	150%	0	2		0%	25%	0	160	12	8	-33%
Real Property	10	11	10%	6	7	17%	-4	64%	1	6	500%	7%	27%	46	267	15	22	47%
Tort Other	35	39	11%	47	45	-4%	6	115%	25	31	24%	21%	26%	238	266	120	121	1%
Toxic Tort	1	1	0%	1	2	100%	1	200%	1	3	200%	14%	38%	400	1,200	7	8	14%
UM/UIM Bod Inj	70	53	-24%	75	73	-3%	20	138%	46	54	17%	18%	25%	256	364	253	217	-14%
Total	2,609	2,558	-2%	2,406	2,663	11%	105	104%	6,341	6,105	-4%	48%	48%	983	934	13,126	12,846	-2%

CIVIL BACKLOG SUMMARY BY CASETYPE

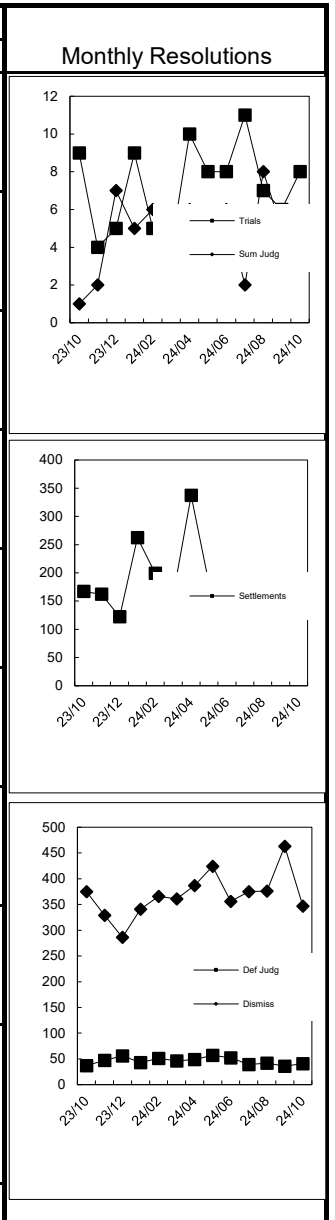
October 2024

MIDDLESEX

	Cases in Backlog															
	Track 1					Track 2				Track 3			Track 4			Total Backlog
	12 to 18 months	18 to 24 months	24 to 36 months	over 36 months	Total Track 1	18 to 24 months	24 to 36 months	over 36 months	Total Track 2	24 to 36 months	over 36 months	Total Track 3	24 to 36 months	over 36 months	Total Track 4	
Act on Neg Inst	1	0	0	0	1	0	0	0	0	0	0	0	0	0	0	1
Asbestos	0	0	0	0	0	0	0	0	0	0	0	0	86	347	433	433
Assault & Bat	0	0	0	0	0	0	0	0	0	10	24	34	0	0	0	34
Auto - Pers Inj	0	0	0	0	0	448	297	108	853	0	0	0	0	0	0	853
Auto - Property	0	0	0	0	0	0	5	0	5	0	0	0	0	0	0	5
Book Account	9	3	0	0	12	0	0	0	0	0	0	0	0	0	0	12
Civil Rights	0	0	0	0	0	0	0	0	0	3	12	15	0	0	0	15
Complex Comme	0	0	0	0	0	0	0	0	0	0	0	0	7	18	25	25
Condemnation	0	0	0	0	0	0	0	0	0	0	1	1	0	0	0	1
Construction	0	0	0	0	0	3	2	2	7	0	0	0	0	0	0	7
Contract/Comme	0	0	0	0	0	30	23	4	57	0	0	0	0	0	0	57
Employment	0	0	0	0	0	6	1	3	10	0	0	0	0	0	0	10
Lieu of P. Writ	0	0	0	0	0	0	0	0	0	0	0	0	3	2	5	5
Medical Malprac	0	0	0	0	0	0	0	0	0	96	51	147	0	0	0	147
Name Change	0	0	0	0	0	0	0	0	0	0	0	0	0	0	0	0
Other Insurance	3	1	1	0	5	0	0	0	0	0	0	0	0	0	0	5
Other Mass Tort	0	0	0	0	0	0	0	0	0	0	0	0	27	3,812	3,839	3,839
Other Track 1	10	7	2	0	19	1	2	0	3	0	0	0	0	0	0	22
Other Track 3	0	0	0	0	0	0	0	0	0	29	12	41	0	0	0	41
Other Track 4	0	0	0	0	0	0	0	0	0	0	0	0	3	9	12	12
Personal Injury	0	0	0	0	0	249	144	48	441	0	0	0	0	0	0	441
Prod Liability	0	0	0	0	0	0	0	0	0	21	7	28	0	0	0	28
Prof Malpractic	0	0	0	0	0	0	0	0	0	12	4	16	0	0	0	16
PIP Coverage	1	1	0	0	2	0	0	0	0	0	0	0	0	0	0	2
Real Property	4	1	0	1	6	0	0	0	0	0	0	0	0	0	0	6
Tort Other	0	0	0	0	0	12	13	6	31	0	0	0	0	0	0	31
Toxic Tort	0	0	0	0	0	0	0	0	0	3	0	3	0	0	0	3
UM/UIM Bod Inj	0	0	0	0	0	34	14	6	54	0	0	0	0	0	0	54
Total	28	13	3	1	45	783	501	177	1,461	174	111	285	126	4,188	4,314	6,105

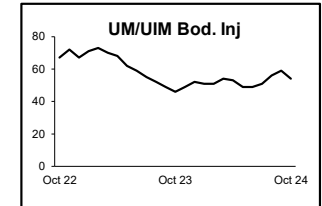
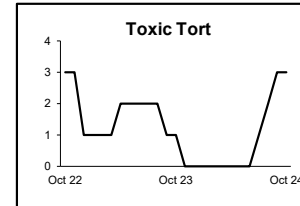
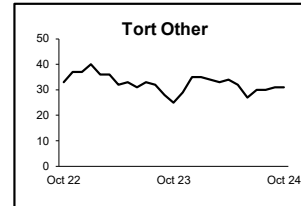
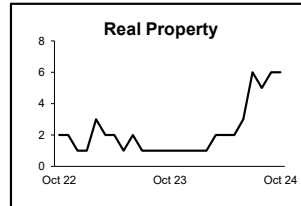
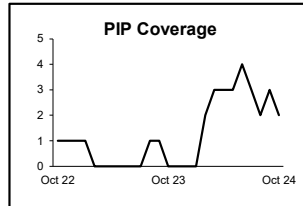
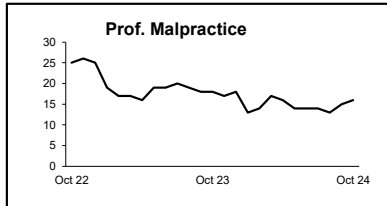
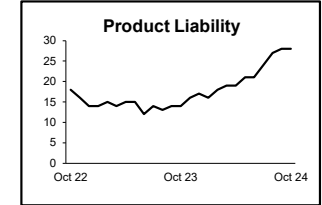
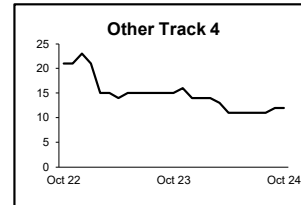
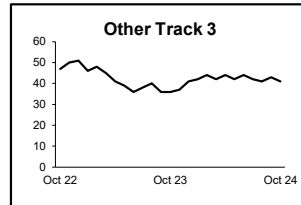
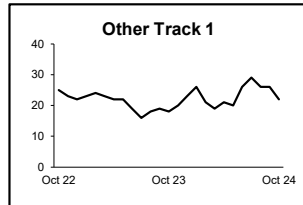
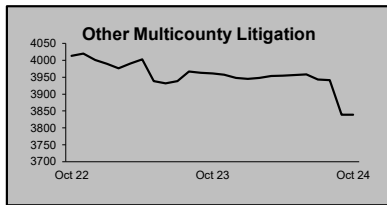
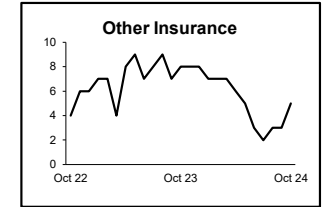

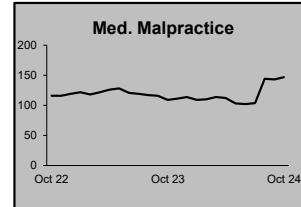
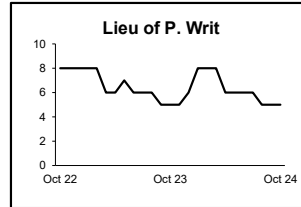
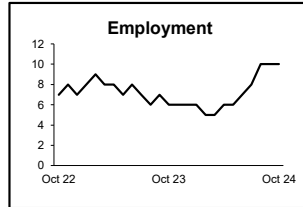
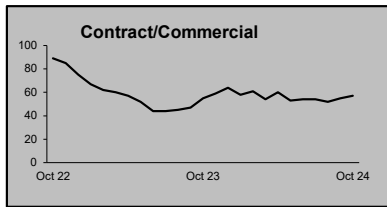
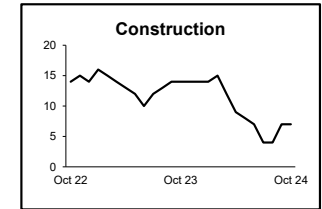
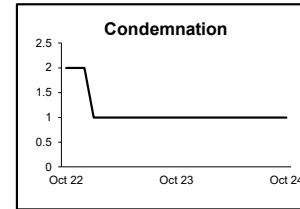
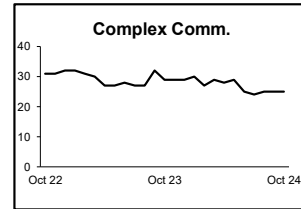
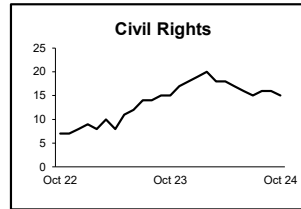
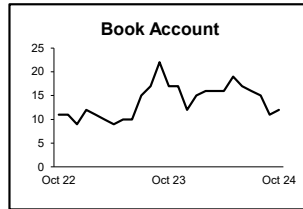
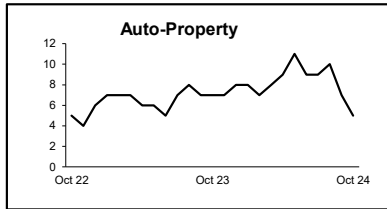
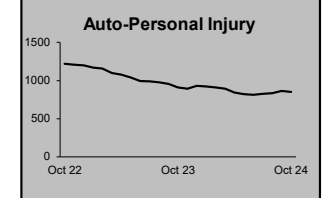
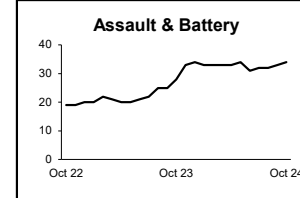
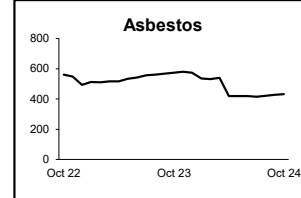
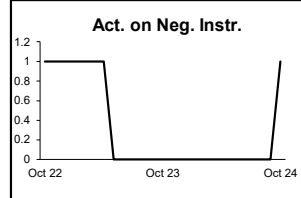
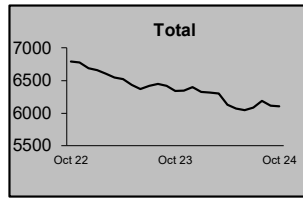
**CIVIL RESOLUTION SUMMARY BY CASETYPE
JULY 2024 - OCTOBER 2024
MIDDLESEX**

	Trial			Summary					Total	Percent resolved by					
	Jury	Nonjury	Total	Judgment	Settlement	Default Judgment	Dismiss	Other		Trial	Sum Jud	Settle	Default J	Dismiss	Other
Act on Neg Inst	0	0	0	1	0	1	0	1	3	0%	33%	0%	33%	0%	33%
Asbestos	0	0	0	0	44	0	10	1	55	0%	0%	80%	0%	18%	2%
Assault & Bat	0	0	0	0	1	0	4	0	5	0%	0%	20%	0%	80%	0%
Auto - Pers Inj	14	0	14	1	264	1	616	68	964	1%	0%	27%	0%	64%	7%
Auto - Property	0	0	0	0	7	9	18	0	34	0%	0%	21%	26%	53%	0%
Book Account	0	2	2	10	34	72	113	5	236	1%	4%	14%	31%	48%	2%
Civil Rights	0	0	0	0	1	0	7	1	9	0%	0%	11%	0%	78%	11%
Complex Commerc	0	0	0	0	0	1	2	1	4	0%	0%	0%	25%	50%	25%
Condemnation	0	0	0	0	2	0	2	8	12	0%	0%	17%	0%	17%	67%
Construction	0	0	0	0	4	1	3	0	8	0%	0%	50%	13%	38%	0%
Contract/Commer	0	2	2	5	45	56	204	17	329	1%	2%	14%	17%	62%	5%
Employment	0	0	0	0	3	0	6	1	10	0%	0%	30%	0%	60%	10%
Lieu of P. Writ	0	3	3	2	1	0	8	0	14	21%	14%	7%	0%	57%	0%
Medical Malprac	3	0	3	0	12	0	20	5	40	8%	0%	30%	0%	50%	13%
Name Change	0	0	0	0	0	0	11	77	88	0%	0%	0%	0%	13%	88%
Other Insurance	0	0	0	0	0	1	9	2	12	0%	0%	0%	8%	75%	17%
Other MCL	0	0	0	0	0	0	124	3	127	0%	0%	0%	0%	98%	2%
Other Track 1	0	0	0	0	14	7	67	30	118	0%	0%	12%	6%	57%	25%
Other Track 3	1	0	1	0	27	0	71	9	108	1%	0%	25%	0%	66%	8%
Other Track 4	0	0	0	0	2	1	2	0	5	0%	0%	40%	20%	40%	0%
Personal Injury	6	0	6	0	118	0	172	26	322	2%	0%	37%	0%	53%	8%
Prod Liability	0	0	0	0	2	0	7	4	13	0%	0%	15%	0%	54%	31%
Prof Malpractic	0	0	0	0	7	0	6	1	14	0%	0%	50%	0%	43%	7%
PIP Coverage	0	0	0	0	2	0	4	0	6	0%	0%	33%	0%	67%	0%
Real Property	0	0	0	0	0	1	3	3	7	0%	0%	0%	14%	43%	43%
Tort Other	0	0	0	1	9	6	24	5	45	0%	2%	20%	13%	53%	11%
Toxic Tort	0	0	0	0	1	0	0	1	2	0%	0%	50%	0%	0%	50%
UM/UIM Bod Inj	1	0	1	0	16	1	48	7	73	1%	0%	22%	1%	66%	10%
Total	25	7	32	20	616	158	1,561	276	2,663	1%	1%	23%	6%	59%	10%



**CIVIL BACKLOG BY CASETYPE
OCTOBER 2024
MIDDLESEX**

	Total	Backlog	% chg
Oct 22		6,791	
Oct 23		6,341	-7%
Oct 24		6,105	-4%



1) Casetypes with the state's largest backlogs are highlighted.

**CIVIL CASELOAD SUMMARY BY CASETYPE
OCTOBER 2024
MONMOUTH**

	Filings			Resolutions			Clearance		Backlog			Backlog Percent		Backlog Per 100 Monthly Filings		Active Pending		
	Jul 2023 to Oct 2023	Jul 2024 to Oct 2024	percent change	Jul 2023 to Oct 2023	Jul 2024 to Oct 2024	percent change	Oct 2024		Oct 2023	Oct 2024	percent change	Oct 2023	Oct 2024	Oct 2023	Oct 2024	Oct 2023	Oct 2024	percent change
							number	percent										
Act on Neg Inst	2	3	50%	1	3	200%	0	100%	3	0	-100%	50%	0%	600	0	6	6	0%
Asbestos	0	0	0%	0	0	0%	0	100%	0	0	0%	0%	0%	0	0	0	0	0%
Assault & Bat	4	7	75%	11	18	64%	11	257%	20	8	-60%	47%	35%	1,846	640	43	23	-47%
Auto - Pers Inj	398	394	-1%	411	378	-8%	-16	96%	373	225	-40%	24%	16%	392	227	1,538	1,411	-8%
Auto - Property	22	12	-45%	15	13	-13%	1	108%	4	4	0%	9%	11%	91	107	47	37	-21%
Book Account	151	182	21%	135	208	54%	26	114%	19	18	-5%	8%	7%	52	37	253	276	9%
Civil Rights	6	10	67%	6	6	0%	-4	60%	4	9	125%	17%	32%	253	450	23	28	22%
Complex Comme	7	9	29%	22	6	-73%	-3	67%	13	9	-31%	36%	24%	488	540	36	37	3%
Condemnation	13	6	-54%	10	3	-70%	-3	50%	8	2	-75%	28%	11%	533	120	29	19	-34%
Construction	7	13	86%	14	10	-29%	-3	77%	19	14	-26%	40%	31%	651	400	48	45	-6%
Contract/Comme	257	305	19%	259	285	10%	-20	93%	95	71	-25%	17%	12%	162	107	560	596	6%
Employment	7	8	14%	5	3	-40%	-5	38%	4	1	-75%	27%	6%	300	80	15	16	7%
Lieu of P. Writ	19	16	-16%	25	13	-48%	-3	81%	11	9	-18%	19%	18%	254	309	58	49	-16%
Medical Malprac	28	34	21%	36	26	-28%	-8	76%	84	81	-4%	39%	36%	1,159	1,023	217	224	3%
Name Change	65	66	2%	65	81	25%	15	123%	0	0	0%	0%	0%	0	0	42	34	-19%
Other Insurance	11	16	45%	8	8	0%	-8	50%	7	8	14%	33%	32%	382	282	21	25	19%
Other MCL	0	0	0%	0	0	0%	0	100%	0	0	0%	0%	0%	0	0	0	0	0%
Other Track 1	100	115	15%	106	117	10%	2	102%	47	31	-34%	24%	19%	204	116	193	162	-16%
Other Track 3	74	48	-35%	47	45	-4%	-3	94%	33	40	21%	15%	17%	215	282	222	239	8%
Other Track 4	4	3	-25%	9	3	-67%	0	100%	25	27	8%	45%	51%	1,429	2,160	55	53	-4%
Personal Injury	221	229	4%	177	153	-14%	-76	67%	251	202	-20%	28%	23%	494	384	910	884	-3%
Prod Liability	5	6	20%	3	5	67%	-1	83%	7	7	0%	28%	27%	560	646	25	26	4%
Prof Malpractic	11	7	-36%	11	22	100%	15	314%	28	26	-7%	32%	36%	800	1,040	87	72	-17%
PIP Coverage	0	3		3	4	33%	1	133%	0	1		0%	33%	0	171	4	3	-25%
Real Property	9	6	-33%	9	9	0%	3	150%	10	6	-40%	53%	32%	429	313	19	19	0%
Tort Other	34	47	38%	46	49	7%	2	104%	26	25	-4%	19%	19%	228	224	140	133	-5%
Toxic Tort	0	0	0%	0	1		1	100%	0	0	0%	0%	0%	0	0	1	0	-100%
UM/UIM Bod Inj	13	23	77%	29	13	-55%	-10	57%	28	12	-57%	33%	17%	600	206	86	72	-16%
Total	1,468	1,568	7%	1,463	1,482	1%	-86	95%	1,119	836	-25%	24%	19%	319	220	4,678	4,489	-4%

CIVIL BACKLOG SUMMARY BY CASETYPE

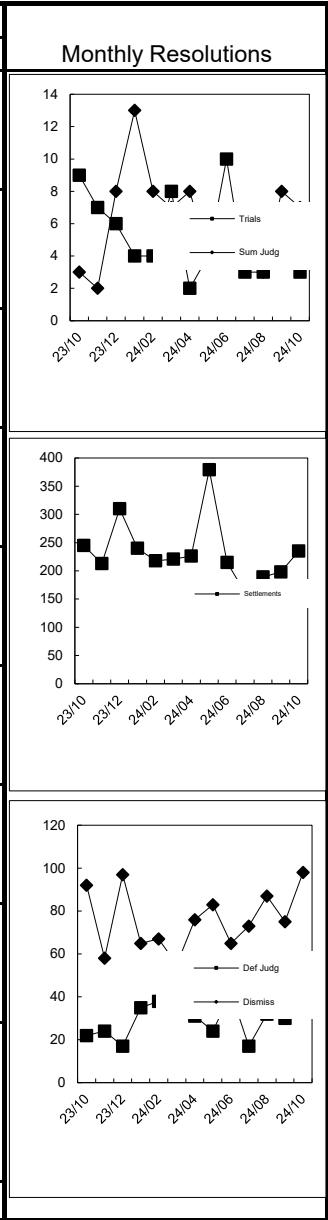
October 2024

MONMOUTH

	Cases in Backlog															
	Track 1					Track 2				Track 3			Track 4			Total Backlog
	12 to 18 months	18 to 24 months	24 to 36 months	over 36 months	Total Track 1	18 to 24 months	24 to 36 months	over 36 months	Total Track 2	24 to 36 months	over 36 months	Total Track 3	24 to 36 months	over 36 months	Total Track 4	
Act on Neg Inst	0	0	0	0	0	0	0	0	0	0	0	0	0	0	0	0
Asbestos	0	0	0	0	0	0	0	0	0	0	0	0	0	0	0	0
Assault & Bat	0	0	0	0	0	0	0	0	0	3	5	8	0	0	0	8
Auto - Pers Inj	0	0	0	0	0	119	76	30	225	0	0	0	0	0	0	225
Auto - Property	0	0	0	0	0	4	0	0	4	0	0	0	0	0	0	4
Book Account	13	4	1	0	18	0	0	0	0	0	0	0	0	0	0	18
Civil Rights	0	0	0	0	0	0	0	0	0	6	3	9	0	0	0	9
Complex Comme	0	0	0	0	0	0	0	0	0	0	0	0	3	6	9	9
Condemnation	0	0	0	0	0	0	0	0	0	2	0	2	0	0	0	2
Construction	0	0	0	0	0	5	6	3	14	0	0	0	0	0	0	14
Contract/Comme	0	0	0	0	0	33	20	18	71	0	0	0	0	0	0	71
Employment	0	0	0	0	0	1	0	0	1	0	0	0	0	0	0	1
Lieu of P. Writ	0	0	0	0	0	0	0	0	0	0	0	0	6	3	9	9
Medical Malprac	0	0	0	0	0	0	0	0	0	38	43	81	0	0	0	81
Name Change	0	0	0	0	0	0	0	0	0	0	0	0	0	0	0	0
Other Insurance	5	1	1	1	8	0	0	0	0	0	0	0	0	0	0	8
Other Mass Tort	0	0	0	0	0	0	0	0	0	0	0	0	0	0	0	0
Other Track 1	12	11	4	4	31	0	0	0	0	0	0	0	0	0	0	31
Other Track 3	0	0	0	0	0	0	0	0	0	25	15	40	0	0	0	40
Other Track 4	0	0	0	0	0	0	0	0	0	0	0	0	14	13	27	27
Personal Injury	0	0	0	0	0	105	71	26	202	0	0	0	0	0	0	202
Prod Liability	0	0	0	0	0	0	0	0	0	6	1	7	0	0	0	7
Prof Malpractic	0	0	0	0	0	0	0	0	0	16	10	26	0	0	0	26
PIP Coverage	1	0	0	0	1	0	0	0	0	0	0	0	0	0	0	1
Real Property	2	0	3	1	6	0	0	0	0	0	0	0	0	0	0	6
Tort Other	0	0	0	0	0	13	8	4	25	0	0	0	0	0	0	25
Toxic Tort	0	0	0	0	0	0	0	0	0	0	0	0	0	0	0	0
UM/UIM Bod Inj	0	0	0	0	0	7	3	2	12	0	0	0	0	0	0	12
Total	33	16	9	6	64	287	184	83	554	96	77	173	23	22	45	836

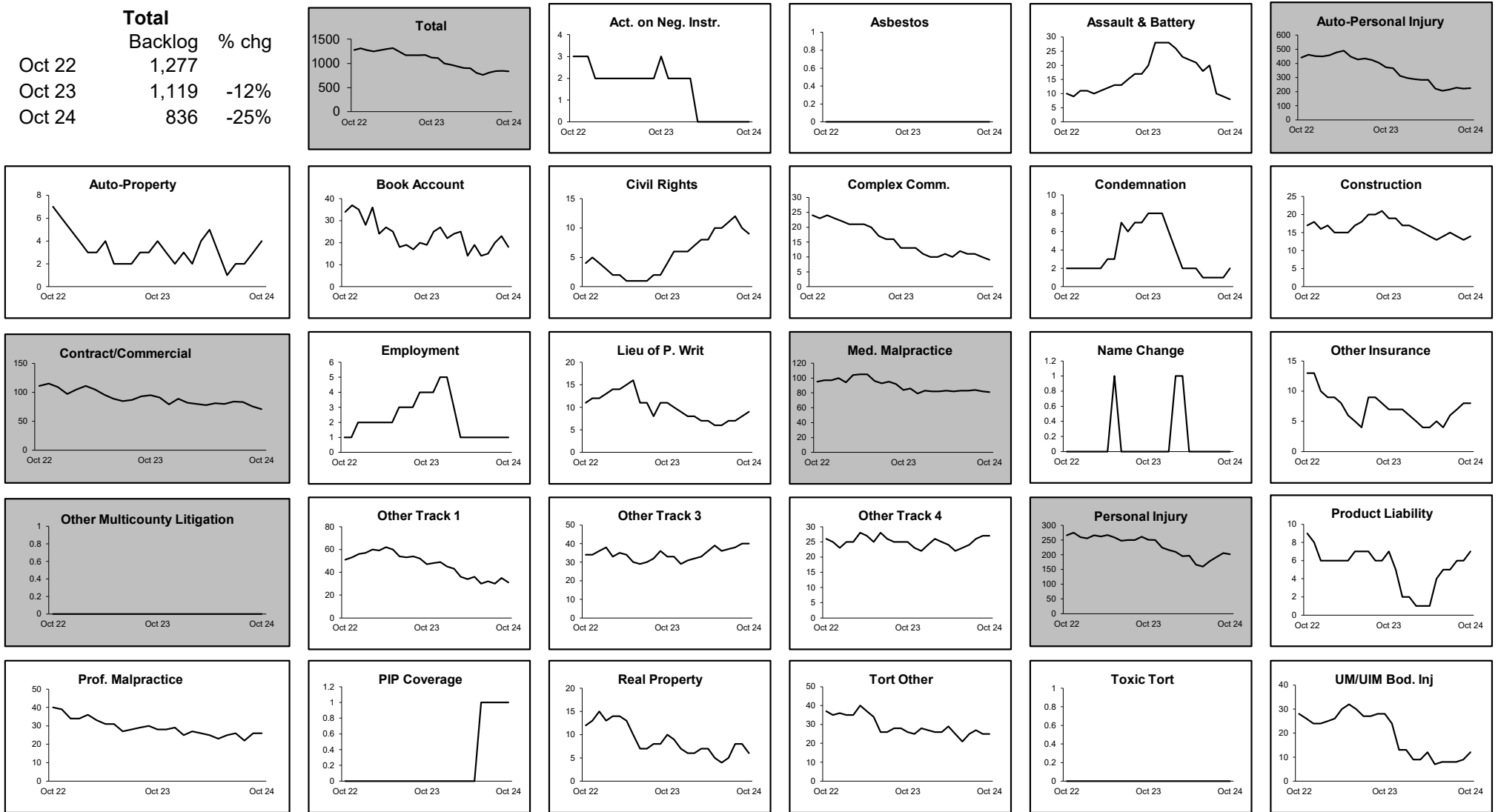
**CIVIL RESOLUTION SUMMARY BY CASETYPE
JULY 2024 - OCTOBER 2024
MONMOUTH**

	Trial			Summary					Total	Percent resolved by						Monthly Resolutions
	Jury	Nonjury	Total	Judgment	Settlement	Default Judgment	Dismiss	Other		Trial	Sum Jud	Settle	Default J	Dismiss	Other	
Act on Neg Inst	0	0	0	0	2	1	0	0	3	0%	0%	67%	33%	0%	0%	
Asbestos	0	0	0	0	0	0	0	0	0	0%	0%	0%	0%	0%	0%	
Assault & Bat	0	0	0	0	4	2	12	0	18	0%	0%	22%	11%	67%	0%	
Auto - Pers Inj	3	0	3	3	306	6	50	10	378	1%	1%	81%	2%	13%	3%	
Auto - Property	0	0	0	0	4	2	7	0	13	0%	0%	31%	15%	54%	0%	
Book Account	0	0	0	6	71	54	71	6	208	0%	3%	34%	26%	34%	3%	
Civil Rights	1	0	1	0	3	0	2	0	6	17%	0%	50%	0%	33%	0%	
Complex Commerc	1	0	1	0	2	0	1	2	6	17%	0%	33%	0%	17%	33%	
Condemnation	0	0	0	0	3	0	0	0	3	0%	0%	100%	0%	0%	0%	
Construction	0	0	0	0	5	1	2	2	10	0%	0%	50%	10%	20%	20%	
Contract/Commer	2	2	4	8	104	51	77	41	285	1%	3%	36%	18%	27%	14%	
Employment	0	0	0	0	2	0	1	0	3	0%	0%	67%	0%	33%	0%	
Lieu of P. Writ	0	0	0	0	5	0	6	2	13	0%	0%	38%	0%	46%	15%	
Medical Malprac	2	0	2	1	15	0	3	5	26	8%	4%	58%	0%	12%	19%	
Name Change	0	0	0	0	0	0	7	74	81	0%	0%	0%	0%	9%	91%	
Other Insurance	0	0	0	0	5	0	3	0	8	0%	0%	63%	0%	38%	0%	
Other MCL	0	0	0	0	0	0	0	0	0	0%	0%	0%	0%	0%	0%	
Other Track 1	0	1	1	1	47	5	37	26	117	1%	1%	40%	4%	32%	22%	
Other Track 3	0	0	0	0	28	0	8	9	45	0%	0%	62%	0%	18%	20%	
Other Track 4	0	0	0	0	2	1	0	0	3	0%	0%	67%	33%	0%	0%	
Personal Injury	0	0	0	2	114	1	22	14	153	0%	1%	75%	1%	14%	9%	
Prod Liability	0	0	0	0	3	0	1	1	5	0%	0%	60%	0%	20%	20%	
Prof Malpractic	0	0	0	2	16	0	2	2	22	0%	9%	73%	0%	9%	9%	
PIP Coverage	0	0	0	0	2	0	2	0	4	0%	0%	50%	0%	50%	0%	
Real Property	0	2	2	0	2	0	3	2	9	22%	0%	22%	0%	33%	22%	
Tort Other	1	0	1	1	28	2	14	3	49	2%	2%	57%	4%	29%	6%	
Toxic Tort	0	0	0	0	0	0	1	0	1	0%	0%	0%	0%	100%	0%	
UM/UIM Bod Inj	0	0	0	0	11	0	1	1	13	0%	0%	85%	0%	8%	8%	
Total	10	5	15	24	784	126	333	200	1,482	1%	2%	53%	9%	22%	13%	



CIVIL BACKLOG BY CASETYPE OCTOBER 2024 MONMOUTH

	Total Backlog	% chg
Oct 22	1,277	
Oct 23	1,119	-12%
Oct 24	836	-25%



1) Casetypes with the state's largest backlogs are highlighted.

**CIVIL CASELOAD SUMMARY BY CASETYPE
OCTOBER 2024
MORRIS**

	Filings			Resolutions			Clearance		Backlog			Backlog Percent		Backlog Per 100 Monthly Filings		Active Pending		
	Jul 2023 to Oct 2023	Jul 2024 to Oct 2024	percent change	Jul 2023 to Oct 2023	Jul 2024 to Oct 2024	percent change	Oct 2024		Oct 2023	Oct 2024	percent change	Oct 2023	Oct 2024	Oct 2023	Oct 2024	Oct 2023	Oct 2024	percent change
	number	percent																
Act on Neg Inst	1	4	300%	0	2		-2	50%	0	1		0%	17%	0	120	1	6	500%
Asbestos	0	0	0%	0	0	0%	0	100%	0	0	0%	0%	0%	0	0	0	0	0%
Assault & Bat	3	3	0%	2	4	100%	1	133%	31	58	87%	82%	85%	12,400	6,960	38	68	79%
Auto - Pers Inj	181	192	6%	180	171	-5%	-21	89%	173	126	-27%	26%	19%	430	274	667	657	-1%
Auto - Property	11	13	18%	8	7	-13%	-6	54%	2	1	-50%	8%	4%	71	41	24	23	-4%
Book Account	136	155	14%	97	126	30%	-29	81%	7	5	-29%	4%	2%	26	14	177	239	35%
Civil Rights	3	4	33%	1	2	100%	-2	50%	5	10	100%	31%	43%	667	1,000	16	23	44%
Complex Comme	11	4	-64%	9	12	33%	8	300%	32	20	-38%	55%	37%	1,239	1,263	58	54	-7%
Condemnation	3	0	-100%	3	3	0%	3	100%	0	0	0%	0%	0%	0	0	6	2	-67%
Construction	8	7	-13%	13	5	-62%	-2	71%	12	2	-83%	38%	8%	686	96	32	26	-19%
Contract/Comme	140	172	23%	154	164	6%	-8	95%	67	35	-48%	15%	9%	173	89	442	393	-11%
Employment	4	3	-25%	5	4	-20%	1	133%	2	1	-50%	14%	13%	133	92	14	8	-43%
Lieu of P. Writ	10	7	-30%	6	12	100%	5	171%	3	0	-100%	13%	0%	144	0	24	20	-17%
Medical Malprac	18	19	6%	22	18	-18%	-1	95%	76	64	-16%	50%	43%	1,495	1,634	153	149	-3%
Name Change	43	62	44%	43	69	60%	7	111%	0	0	0%	0%	0%	0	0	12	24	100%
Other Insurance	9	10	11%	7	5	-29%	-5	50%	4	1	-75%	18%	8%	192	67	22	12	-45%
Other MCL	0	0	0%	0	0	0%	0	100%	0	0	0%	0%	0%	0	0	0	0	0%
Other Track 1	50	61	22%	51	45	-12%	-16	74%	5	1	-80%	7%	1%	39	6	71	91	28%
Other Track 3	33	30	-9%	19	38	100%	8	127%	43	27	-37%	29%	20%	532	368	149	133	-11%
Other Track 4	3	4	33%	3	3	0%	-1	75%	15	8	-47%	50%	38%	2,000	873	30	21	-30%
Personal Injury	114	101	-11%	97	118	22%	17	117%	177	103	-42%	33%	24%	662	415	532	433	-19%
Prod Liability	1	6	500%	4	8	100%	2	133%	14	5	-64%	58%	31%	2,100	400	24	16	-33%
Prof Malpractic	11	7	-36%	6	15	150%	8	214%	24	16	-33%	41%	40%	1,440	914	58	40	-31%
PIP Coverage	20	15	-25%	16	13	-19%	-2	87%	0	1		0%	6%	0	29	19	16	-16%
Real Property	5	4	-20%	4	0	-100%	-4	0%	1	0	-100%	17%	0%	86	0	6	10	67%
Tort Other	17	28	65%	22	26	18%	-2	93%	20	12	-40%	26%	17%	358	180	78	70	-10%
Toxic Tort	0	0	0%	1	0	-100%	0	100%	0	0	0%	0%	0%	0	0	0	0	0%
UM/UIM Bod Inj	5	7	40%	5	6	20%	-1	86%	7	5	-29%	23%	17%	420	250	31	29	-6%
Total	840	918	9%	778	876	13%	-42	95%	720	502	-30%	27%	20%	359	229	2,684	2,563	-5%

CIVIL BACKLOG SUMMARY BY CASETYPE

October 2024

MORRIS

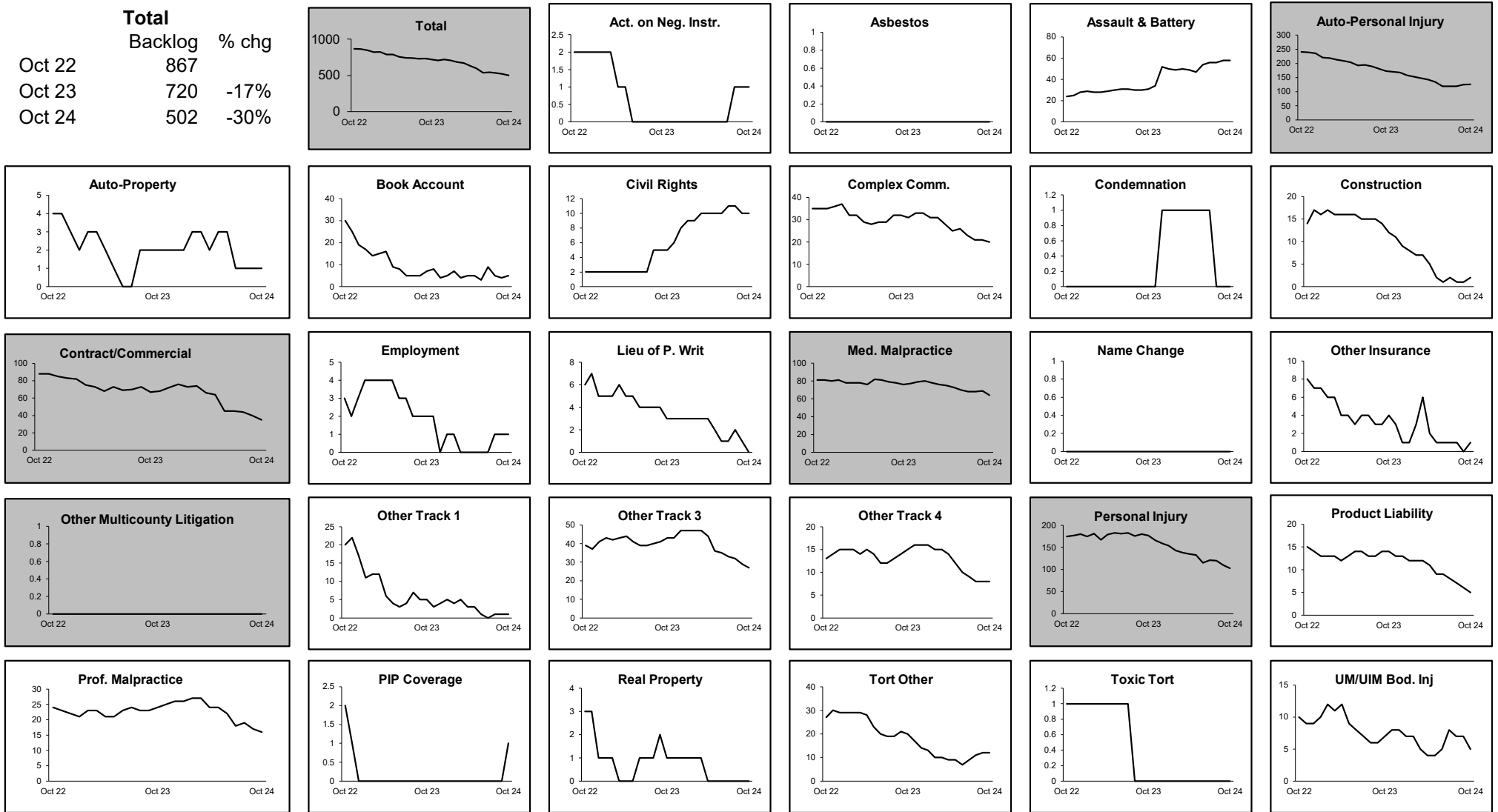
	Cases in Backlog															
	Track 1					Track 2				Track 3			Track 4			Total Backlog
	12 to 18 months	18 to 24 months	24 to 36 months	over 36 months	Total Track 1	18 to 24 months	24 to 36 months	over 36 months	Total Track 2	24 to 36 months	over 36 months	Total Track 3	24 to 36 months	over 36 months	Total Track 4	
Act on Neg Inst	1	0	0	0	1	0	0	0	0	0	0	0	0	0	0	1
Asbestos	0	0	0	0	0	0	0	0	0	0	0	0	0	0	0	0
Assault & Bat	0	0	0	0	0	0	0	0	0	19	39	58	0	0	0	58
Auto - Pers Inj	0	0	0	0	0	77	47	2	126	0	0	0	0	0	0	126
Auto - Property	0	0	0	0	0	0	1	0	1	0	0	0	0	0	0	1
Book Account	4	1	0	0	5	0	0	0	0	0	0	0	0	0	0	5
Civil Rights	0	0	0	0	0	0	0	0	0	5	5	10	0	0	0	10
Complex Comme	0	0	0	0	0	0	0	0	0	0	0	0	5	15	20	20
Condemnation	0	0	0	0	0	0	0	0	0	0	0	0	0	0	0	0
Construction	0	0	0	0	0	2	0	0	2	0	0	0	0	0	0	2
Contract/Comme	0	0	0	0	0	18	17	0	35	0	0	0	0	0	0	35
Employment	0	0	0	0	0	1	0	0	1	0	0	0	0	0	0	1
Lieu of P. Writ	0	0	0	0	0	0	0	0	0	0	0	0	0	0	0	0
Medical Malprac	0	0	0	0	0	0	0	0	0	20	44	64	0	0	0	64
Name Change	0	0	0	0	0	0	0	0	0	0	0	0	0	0	0	0
Other Insurance	1	0	0	0	1	0	0	0	0	0	0	0	0	0	0	1
Other Mass Tort	0	0	0	0	0	0	0	0	0	0	0	0	0	0	0	0
Other Track 1	1	0	0	0	1	0	0	0	0	0	0	0	0	0	0	1
Other Track 3	0	0	0	0	0	0	0	0	0	17	10	27	0	0	0	27
Other Track 4	0	0	0	0	0	0	0	0	0	0	0	0	3	5	8	8
Personal Injury	0	0	0	0	0	59	37	7	103	0	0	0	0	0	0	103
Prod Liability	0	0	0	0	0	0	0	0	0	3	2	5	0	0	0	5
Prof Malpractic	0	0	0	0	0	0	0	0	0	11	5	16	0	0	0	16
PIP Coverage	1	0	0	0	1	0	0	0	0	0	0	0	0	0	0	1
Real Property	0	0	0	0	0	0	0	0	0	0	0	0	0	0	0	0
Tort Other	0	0	0	0	0	9	2	1	12	0	0	0	0	0	0	12
Toxic Tort	0	0	0	0	0	0	0	0	0	0	0	0	0	0	0	0
UM/UIM Bod Inj	0	0	0	0	0	4	1	0	5	0	0	0	0	0	0	5
Total	8	1	0	0	9	170	105	10	285	75	105	180	8	20	28	502

**CIVIL RESOLUTION SUMMARY BY CASETYPE
JULY 2024 - OCTOBER 2024
MORRIS**

	Trial			Summary					Total	Percent resolved by						Monthly Resolutions
	Jury	Nonjury	Total	Judgment	Settlement	Default Judgment	Dismiss	Other		Trial	Sum Jud	Settle	Default J	Dismiss	Other	
Act on Neg Inst	0	0	0	0	0	1	1	0	2	0%	0%	0%	50%	50%	0%	
Asbestos	0	0	0	0	0	0	0	0	0	0%	0%	0%	0%	0%	0%	
Assault & Bat	0	0	0	0	1	0	3	0	4	0%	0%	25%	0%	75%	0%	
Auto - Pers Inj	1	0	1	0	52	0	112	6	171	1%	0%	30%	0%	65%	4%	
Auto - Property	0	0	0	0	2	2	2	1	7	0%	0%	29%	29%	29%	14%	
Book Account	0	0	0	4	26	38	56	2	126	0%	3%	21%	30%	44%	2%	
Civil Rights	0	0	0	0	1	0	0	1	2	0%	0%	50%	0%	0%	50%	
Complex Commerc	0	0	0	0	4	0	7	1	12	0%	0%	33%	0%	58%	8%	
Condemnation	0	0	0	0	0	0	0	3	3	0%	0%	0%	0%	0%	100%	
Construction	0	0	0	0	2	1	1	1	5	0%	0%	40%	20%	20%	20%	
Contract/Commer	1	1	2	3	31	27	99	2	164	1%	2%	19%	16%	60%	1%	
Employment	0	0	0	0	0	0	3	1	4	0%	0%	0%	0%	75%	25%	
Lieu of P. Writ	0	2	2	0	2	0	5	3	12	17%	0%	17%	0%	42%	25%	
Medical Malprac	2	0	2	0	11	0	4	1	18	11%	0%	61%	0%	22%	6%	
Name Change	0	0	0	0	0	0	2	67	69	0%	0%	0%	0%	3%	97%	
Other Insurance	0	0	0	0	0	0	4	1	5	0%	0%	0%	0%	80%	20%	
Other MCL	0	0	0	0	0	0	0	0	0	0%	0%	0%	0%	0%	0%	
Other Track 1	0	0	0	0	8	2	28	7	45	0%	0%	18%	4%	62%	16%	
Other Track 3	2	1	3	1	12	0	21	1	38	8%	3%	32%	0%	55%	3%	
Other Track 4	0	0	0	0	3	0	0	0	3	0%	0%	100%	0%	0%	0%	
Personal Injury	1	0	1	0	37	1	75	4	118	1%	0%	31%	1%	64%	3%	
Prod Liability	0	0	0	0	3	1	3	1	8	0%	0%	38%	13%	38%	13%	
Prof Malpractic	0	0	0	1	8	0	5	1	15	0%	7%	53%	0%	33%	7%	
PIP Coverage	0	0	0	0	2	0	8	3	13	0%	0%	15%	0%	62%	23%	
Real Property	0	0	0	0	0	0	0	0	0	0%	0%	0%	0%	0%	0%	
Tort Other	0	1	1	0	7	0	17	1	26	4%	0%	27%	0%	65%	4%	
Toxic Tort	0	0	0	0	0	0	0	0	0	0%	0%	0%	0%	0%	0%	
UM/UIM Bod Inj	0	0	0	0	1	0	5	0	6	0%	0%	17%	0%	83%	0%	
Total	7	5	12	9	213	73	461	108	876	1%	1%	24%	8%	53%	12%	

**CIVIL BACKLOG BY CASETYPE
OCTOBER 2024
MORRIS**

	Total	Backlog	% chg
Oct 22		867	
Oct 23		720	-17%
Oct 24		502	-30%



1) Casetypes with the state's largest backlogs are highlighted.

**CIVIL CASELOAD SUMMARY BY CASETYPE
OCTOBER 2024
OCEAN**

	Filings			Resolutions			Clearance		Backlog			Backlog Percent		Backlog Per 100 Monthly Filings		Active Pending		
	Jul 2023 to Oct 2023	Jul 2024 to Oct 2024	percent change	Jul 2023 to Oct 2023	Jul 2024 to Oct 2024	percent change	Oct 2024		Oct 2023	Oct 2024	percent change	Oct 2023	Oct 2024	Oct 2023	Oct 2024	Oct 2023	Oct 2024	percent change
							number	percent										
Act on Neg Inst	1	4	300%	0	1		-3	25%	0	1		0%	13%	0	120	1	8	700%
Asbestos	0	0	0%	0	0	0%	0	100%	0	0	0%	0%	0%	0	0	0	0	0%
Assault & Bat	1	1	0%	3	5	67%	4	500%	3	3	0%	19%	25%	720	450	16	12	-25%
Auto - Pers Inj	278	305	10%	297	244	-18%	-61	80%	307	263	-14%	27%	23%	433	382	1,158	1,122	-3%
Auto - Property	15	13	-13%	7	13	86%	0	100%	1	2	100%	2%	6%	27	60	41	32	-22%
Book Account	116	207	78%	112	144	29%	-63	70%	10	18	80%	7%	7%	37	43	151	276	83%
Civil Rights	3	4	33%	3	2	-33%	-2	50%	3	4	33%	25%	27%	277	436	12	15	25%
Complex Comme	2	12	500%	5	0	-100%	-12	0%	2	0	-100%	22%	0%	200	0	9	21	133%
Condemnation	10	19	90%	18	3	-83%	-16	16%	20	18	-10%	50%	39%	632	771	40	46	15%
Construction	9	11	22%	7	6	-14%	-5	55%	10	12	20%	26%	38%	387	576	39	32	-18%
Contract/Comme	147	179	22%	140	151	8%	-28	84%	32	41	28%	10%	11%	84	99	330	361	9%
Employment	2	5	150%	6	3	-50%	-2	60%	3	2	-33%	33%	14%	360	218	9	14	56%
Lieu of P. Writ	13	26	100%	12	19	58%	-7	73%	8	3	-63%	17%	6%	204	64	46	47	2%
Medical Malprac	14	19	36%	15	15	0%	-4	79%	55	54	-2%	41%	42%	1,158	1,137	135	130	-4%
Name Change	55	57	4%	55	70	27%	13	123%	0	0	0%	0%	0%	0	0	42	37	-12%
Other Insurance	6	12	100%	6	9	50%	-3	75%	6	4	-33%	33%	17%	480	160	18	24	33%
Other MCL	0	0	0%	0	0	0%	0	100%	0	0	0%	0%	0%	0	0	0	0	0%
Other Track 1	93	103	11%	81	99	22%	-4	96%	42	36	-14%	21%	19%	181	141	196	188	-4%
Other Track 3	45	29	-36%	36	22	-39%	-7	76%	28	21	-25%	19%	13%	305	236	146	161	10%
Other Track 4	1	1	0%	6	4	-33%	3	400%	4	2	-50%	29%	18%	480	240	14	11	-21%
Personal Injury	151	156	3%	180	160	-11%	4	103%	198	197	-1%	28%	26%	500	458	715	748	5%
Prod Liability	4	3	-25%	8	4	-50%	1	133%	7	5	-29%	39%	28%	560	600	18	18	0%
Prof Malpractic	11	12	9%	9	15	67%	3	125%	23	25	9%	29%	32%	863	882	78	79	1%
PIP Coverage	5	2	-60%	2	3	50%	1	150%	1	2	100%	14%	40%	120	480	7	5	-29%
Real Property	6	4	-33%	9	6	-33%	2	150%	7	2	-71%	64%	20%	442	150	11	10	-9%
Tort Other	27	34	26%	28	38	36%	4	112%	18	17	-6%	19%	16%	214	181	97	105	8%
Toxic Tort	0	0	0%	0	0	0%	0	100%	0	0	0%	0%	0%	0	0	0	0	0%
UM/UIM Bod Inj	8	19	138%	17	15	-12%	-4	79%	5	7	40%	11%	14%	125	156	45	51	13%
Total	1,023	1,237	21%	1,062	1,051	-1%	-186	85%	793	739	-7%	24%	21%	301	255	3,374	3,553	5%

CIVIL BACKLOG SUMMARY BY CASETYPE

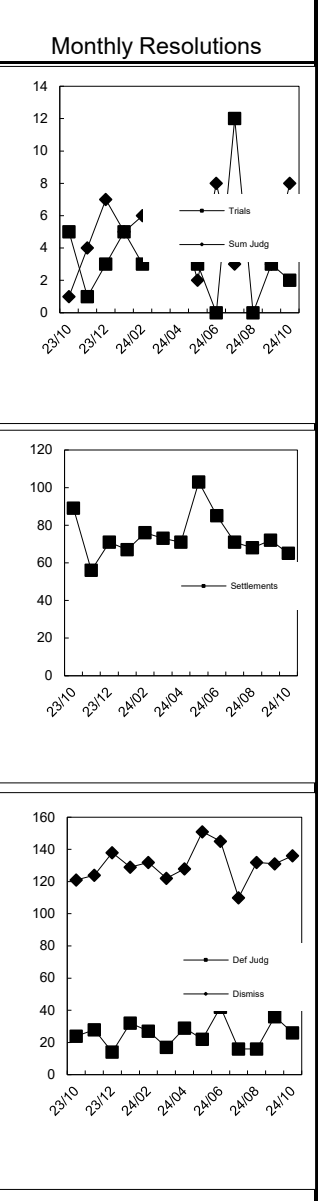
October 2024

OCEAN

	Cases in Backlog															
	Track 1					Track 2				Track 3			Track 4			Total Backlog
	12 to 18 months	18 to 24 months	24 to 36 months	over 36 months	Total Track 1	18 to 24 months	24 to 36 months	over 36 months	Total Track 2	24 to 36 months	over 36 months	Total Track 3	24 to 36 months	over 36 months	Total Track 4	
Act on Neg Inst	1	0	0	0	1	0	0	0	0	0	0	0	0	0	0	1
Asbestos	0	0	0	0	0	0	0	0	0	0	0	0	0	0	0	0
Assault & Bat	0	0	0	0	0	0	0	0	0	3	0	3	0	0	0	3
Auto - Pers Inj	0	0	0	0	0	128	97	36	261	0	2	2	0	0	0	263
Auto - Property	0	0	0	0	0	2	0	0	2	0	0	0	0	0	0	2
Book Account	17	0	1	0	18	0	0	0	0	0	0	0	0	0	0	18
Civil Rights	0	0	0	0	0	0	0	0	0	2	2	4	0	0	0	4
Complex Comme	0	0	0	0	0	0	0	0	0	0	0	0	0	0	0	0
Condemnation	0	0	0	0	0	0	0	0	0	3	15	18	0	0	0	18
Construction	0	0	0	0	0	4	5	2	11	0	1	1	0	0	0	12
Contract/Comme	0	0	0	0	0	19	13	9	41	0	0	0	0	0	0	41
Employment	0	0	0	0	0	0	2	0	2	0	0	0	0	0	0	2
Lieu of P. Writ	0	0	0	0	0	0	0	0	0	0	0	0	2	1	3	3
Medical Malprac	0	0	0	0	0	0	0	0	0	32	22	54	0	0	0	54
Name Change	0	0	0	0	0	0	0	0	0	0	0	0	0	0	0	0
Other Insurance	2	0	2	0	4	0	0	0	0	0	0	0	0	0	0	4
Other Mass Tort	0	0	0	0	0	0	0	0	0	0	0	0	0	0	0	0
Other Track 1	17	6	9	3	35	0	0	0	0	1	0	1	0	0	0	36
Other Track 3	0	0	0	0	0	0	0	0	0	14	7	21	0	0	0	21
Other Track 4	0	0	0	0	0	0	0	0	0	0	0	0	0	2	2	2
Personal Injury	0	0	0	0	0	99	66	30	195	0	2	2	0	0	0	197
Prod Liability	0	0	0	0	0	0	0	0	0	1	4	5	0	0	0	5
Prof Malpractic	0	0	0	0	0	1	0	0	1	16	8	24	0	0	0	25
PIP Coverage	1	0	1	0	2	0	0	0	0	0	0	0	0	0	0	2
Real Property	0	0	2	0	2	0	0	0	0	0	0	0	0	0	0	2
Tort Other	0	0	0	0	0	5	9	3	17	0	0	0	0	0	0	17
Toxic Tort	0	0	0	0	0	0	0	0	0	0	0	0	0	0	0	0
UM/UIM Bod Inj	0	0	0	0	0	4	2	1	7	0	0	0	0	0	0	7
Total	38	6	15	3	62	262	194	81	537	72	63	135	2	3	5	739

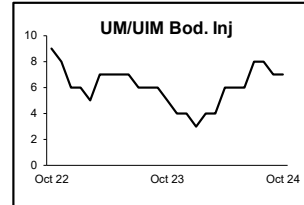
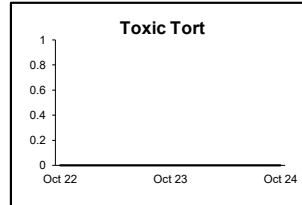
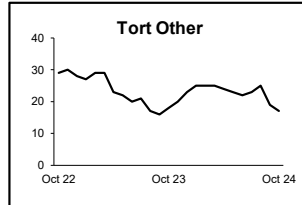
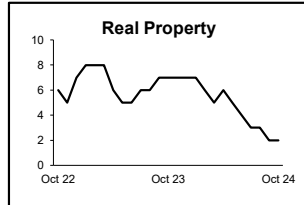
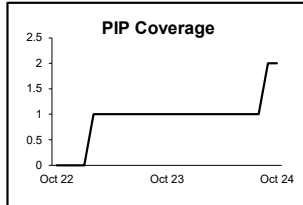
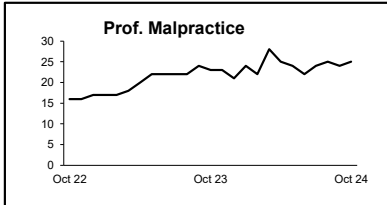
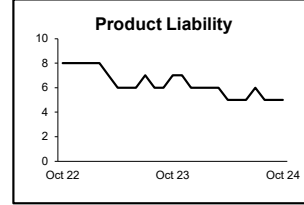
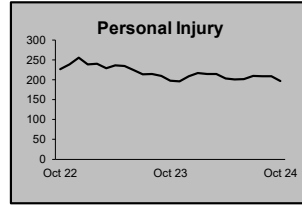
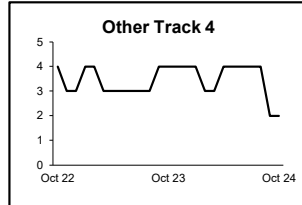
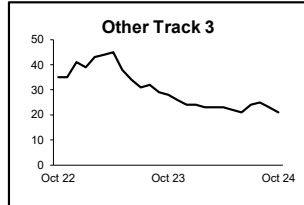
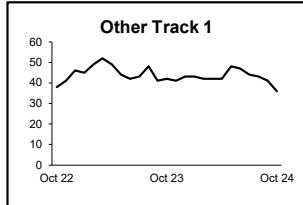
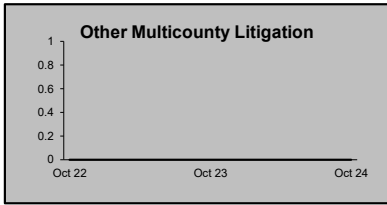
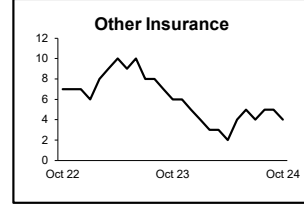
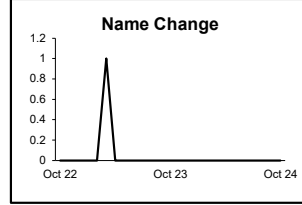
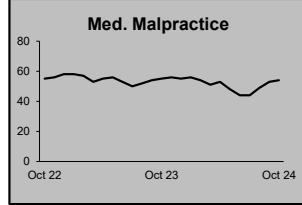
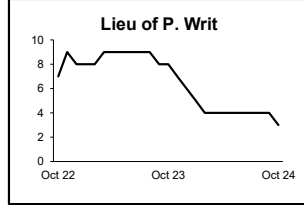
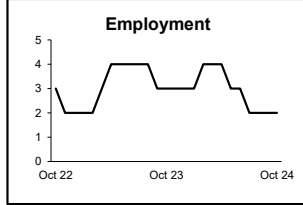
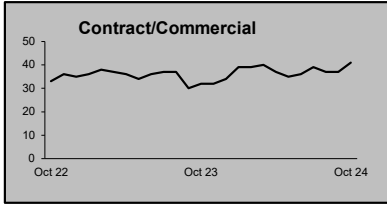
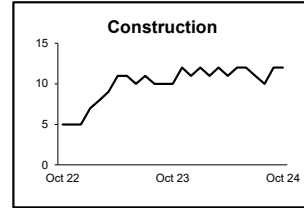
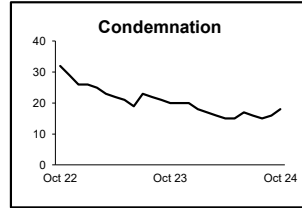
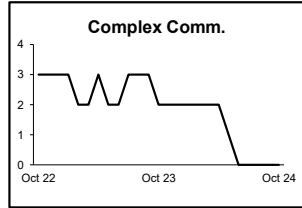
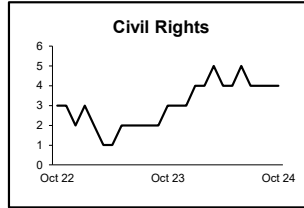
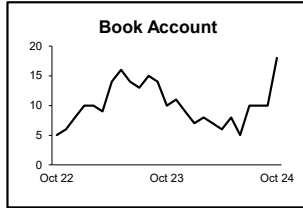
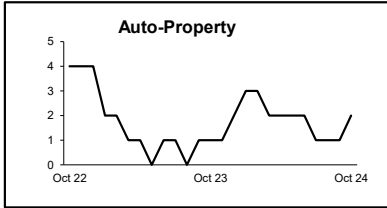
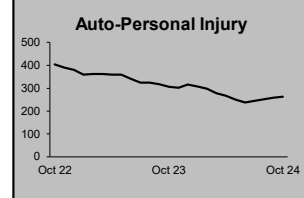
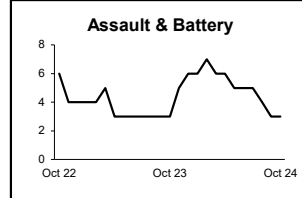
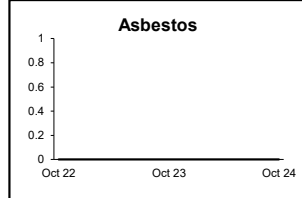
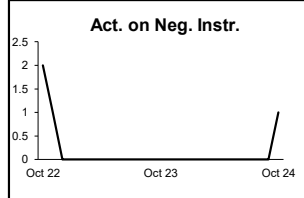
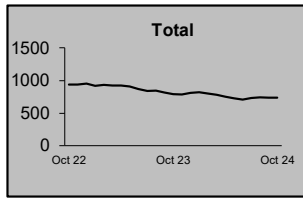
**CIVIL RESOLUTION SUMMARY BY CASETYPE
JULY 2024 - OCTOBER 2024
OCEAN**

	Trial			Summary					Total	Percent resolved by						Monthly Resolutions
	Jury	Nonjury	Total	Judgment	Settlement	Default Judgment	Dismiss	Other		Trial	Sum Jud	Settle	Default J	Dismiss	Other	
Act on Neg Inst	0	0	0	0	0	0	1	0	1	0%	0%	0%	0%	100%	0%	
Asbestos	0	0	0	0	0	0	0	0	0	0%	0%	0%	0%	0%	0%	
Assault & Bat	0	0	0	0	3	1	1	0	5	0%	0%	60%	20%	20%	0%	
Auto - Pers Inj	2	0	2	1	66	0	165	10	244	1%	0%	27%	0%	68%	4%	
Auto - Property	0	0	0	1	1	2	9	0	13	0%	8%	8%	15%	69%	0%	
Book Account	1	0	1	4	31	48	59	1	144	1%	3%	22%	33%	41%	1%	
Civil Rights	0	0	0	0	0	0	2	0	2	0%	0%	0%	0%	100%	0%	
Complex Commerc	0	0	0	0	0	0	0	0	0	0%	0%	0%	0%	0%	0%	
Condemnation	1	0	1	0	0	0	0	2	3	33%	0%	0%	0%	0%	67%	
Construction	0	0	0	0	5	1	0	0	6	0%	0%	83%	17%	0%	0%	
Contract/Commer	0	0	0	4	28	35	76	8	151	0%	3%	19%	23%	50%	5%	
Employment	0	0	0	0	2	0	0	1	3	0%	0%	67%	0%	0%	33%	
Lieu of P. Writ	0	7	7	2	2	0	6	2	19	37%	11%	11%	0%	32%	11%	
Medical Malprac	1	0	1	1	6	0	6	1	15	7%	7%	40%	0%	40%	7%	
Name Change	0	0	0	0	0	0	7	63	70	0%	0%	0%	0%	10%	90%	
Other Insurance	0	0	0	1	1	1	2	4	9	0%	11%	11%	11%	22%	44%	
Other MCL	0	0	0	0	0	0	0	0	0	0%	0%	0%	0%	0%	0%	
Other Track 1	0	0	0	2	30	2	45	20	99	0%	2%	30%	2%	45%	20%	
Other Track 3	0	0	0	0	7	1	11	3	22	0%	0%	32%	5%	50%	14%	
Other Track 4	0	0	0	0	2	0	2	0	4	0%	0%	50%	0%	50%	0%	
Personal Injury	4	0	4	3	64	0	75	14	160	3%	2%	40%	0%	47%	9%	
Prod Liability	0	0	0	0	3	0	1	0	4	0%	0%	75%	0%	25%	0%	
Prof Malpractic	0	0	0	0	4	0	10	1	15	0%	0%	27%	0%	67%	7%	
PIP Coverage	0	0	0	1	2	0	0	0	3	0%	33%	67%	0%	0%	0%	
Real Property	1	0	1	0	1	0	1	3	6	17%	0%	17%	0%	17%	50%	
Tort Other	0	0	0	0	12	3	21	2	38	0%	0%	32%	8%	55%	5%	
Toxic Tort	0	0	0	0	0	0	0	0	0	0%	0%	0%	0%	0%	0%	
UM/UIM Bod Inj	0	0	0	0	6	0	9	0	15	0%	0%	40%	0%	60%	0%	
Total	10	7	17	20	276	94	509	135	1,051	2%	2%	26%	9%	48%	13%	



**CIVIL BACKLOG BY CASETYPE
OCTOBER 2024
OCEAN**

	Total	Backlog	% chg
Oct 22		941	
Oct 23		793	-16%
Oct 24		739	-7%



1) Casetypes with the state's largest backlogs are highlighted.

**CIVIL CASELOAD SUMMARY BY CASETYPE
OCTOBER 2024
PASSAIC**

	Filings			Resolutions			Clearance		Backlog			Backlog Percent		Backlog Per 100 Monthly Filings		Active Pending		
	Jul 2023 to Oct 2023	Jul 2024 to Oct 2024	percent change	Jul 2023 to Oct 2023	Jul 2024 to Oct 2024	percent change	Oct 2024		Oct 2023	Oct 2024	percent change	Oct 2023	Oct 2024	Oct 2023	Oct 2024	Oct 2023	Oct 2024	percent change
							number	percent										
Act on Neg Inst	4	4	0%	4	1	-75%	-3	25%	2	2	0%	22%	22%	240	300	9	9	0%
Asbestos	0	0	0%	0	0	0%	0	100%	0	0	0%	0%	0%	0	0	0	0	0%
Assault & Bat	2	1	-50%	4	6	50%	5	600%	80	112	40%	66%	93%	13,714	16,800	121	121	0%
Auto - Pers Inj	560	561	0%	584	584	0%	23	104%	343	276	-20%	19%	15%	261	195	1,801	1,847	3%
Auto - Property	29	25	-14%	18	24	33%	-1	96%	2	4	100%	4%	7%	35	61	48	59	23%
Book Account	138	249	80%	114	108	-5%	-141	43%	18	19	6%	9%	5%	59	41	209	375	79%
Civil Rights	11	4	-64%	7	3	-57%	-1	75%	4	12	200%	11%	44%	240	1,309	36	27	-25%
Complex Comme	6	3	-50%	3	8	167%	5	267%	6	9	50%	30%	38%	480	635	20	24	20%
Condemnation	0	1		0	4		3	400%	1	0	-100%	33%	0%	600	0	3	4	33%
Construction	6	7	17%	2	7	250%	0	100%	11	7	-36%	48%	33%	1,100	525	23	21	-9%
Contract/Comme	130	138	6%	127	161	27%	23	117%	77	57	-26%	21%	15%	227	154	362	383	6%
Employment	5	6	20%	2	8	300%	2	133%	5	5	0%	26%	28%	429	353	19	18	-5%
Lieu of P. Writ	8	7	-13%	15	8	-47%	1	114%	3	2	-33%	20%	7%	124	77	15	29	93%
Medical Malprac	6	17	183%	16	23	44%	6	135%	33	31	-6%	45%	35%	1,200	744	73	89	22%
Name Change	49	42	-14%	52	34	-35%	-8	81%	1	0	-100%	3%	0%	9	0	33	44	33%
Other Insurance	5	8	60%	7	11	57%	3	138%	3	0	-100%	21%	0%	189	0	14	16	14%
Other MCL	0	0	0%	0	0	0%	0	100%	0	0	0%	0%	0%	0	0	0	0	0%
Other Track 1	52	54	4%	44	68	55%	14	126%	30	17	-43%	25%	16%	235	118	120	105	-13%
Other Track 3	23	26	13%	23	36	57%	10	138%	31	33	6%	22%	24%	388	445	144	137	-5%
Other Track 4	2	4	100%	5	5	0%	1	125%	11	11	0%	58%	55%	1,886	1,200	19	20	5%
Personal Injury	200	174	-13%	179	199	11%	25	114%	182	183	1%	23%	24%	378	429	786	747	-5%
Prod Liability	1	3	200%	4	3	-25%	0	100%	6	5	-17%	30%	28%	554	857	20	18	-10%
Prof Malpractic	7	5	-29%	8	6	-25%	1	120%	16	13	-19%	38%	36%	1,129	1,300	42	36	-14%
PIP Coverage	2	4	100%	3	5	67%	1	125%	4	0	-100%	57%	0%	533	0	7	4	-43%
Real Property	9	5	-44%	8	5	-38%	0	100%	4	5	25%	36%	42%	253	429	11	12	9%
Tort Other	24	29	21%	26	39	50%	10	134%	25	18	-28%	29%	24%	405	263	85	76	-11%
Toxic Tort	0	0	0%	0	0	0%	0	100%	0	1		0%	100%	0		1	1	0%
UM/UIM Bod Inj	28	35	25%	33	30	-9%	-5	86%	16	17	6%	19%	18%	218	240	83	95	14%
Total	1,307	1,412	8%	1,288	1,386	8%	-26	98%	914	839	-8%	22%	19%	292	246	4,104	4,317	5%

CIVIL BACKLOG SUMMARY BY CASETYPE

October 2024

PASSAIC

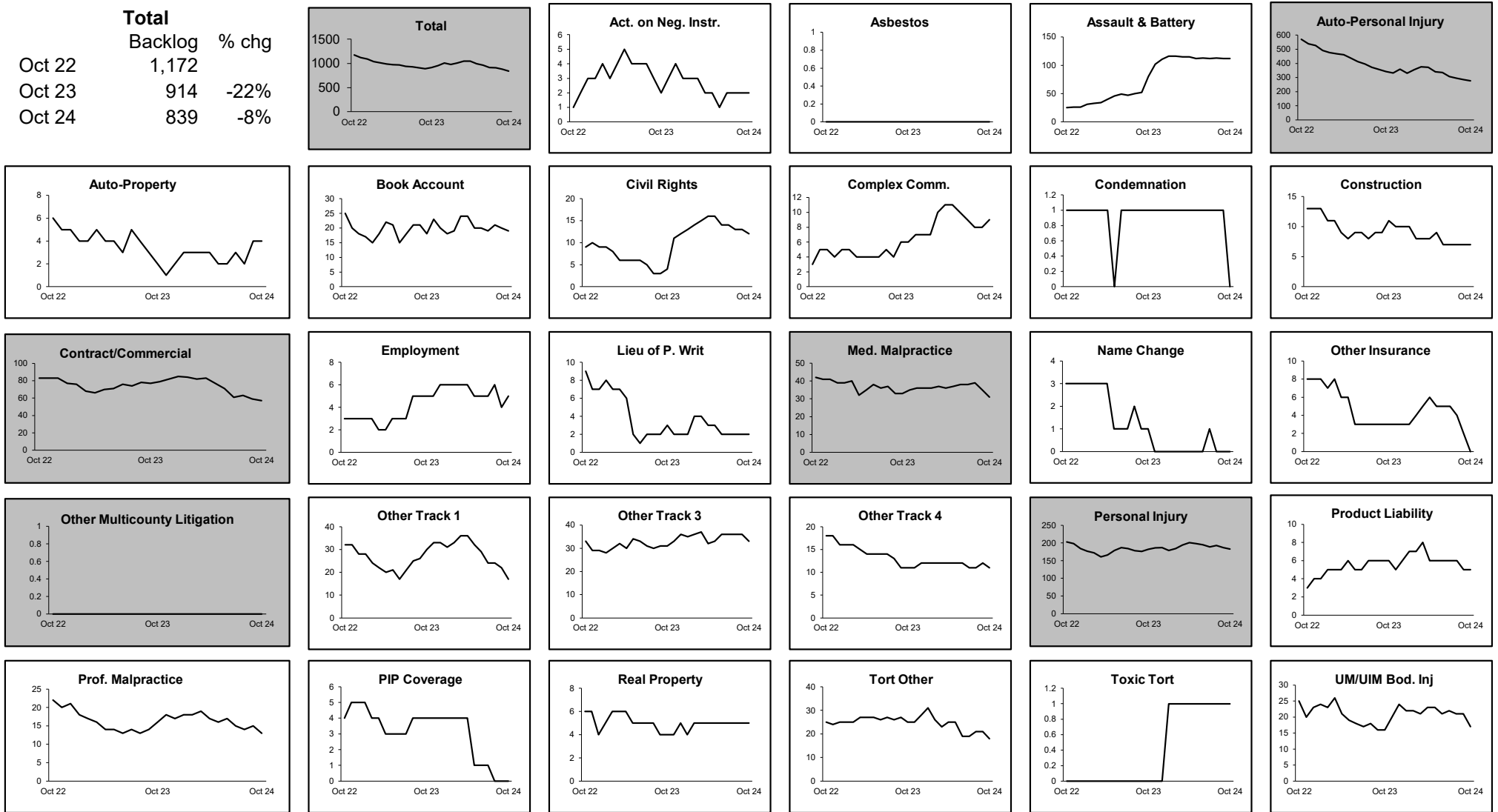
	Cases in Backlog															
	Track 1					Track 2				Track 3			Track 4			Total Backlog
	12 to 18 months	18 to 24 months	24 to 36 months	over 36 months	Total Track 1	18 to 24 months	24 to 36 months	over 36 months	Total Track 2	24 to 36 months	over 36 months	Total Track 3	24 to 36 months	over 36 months	Total Track 4	
Act on Neg Inst	1	0	0	1	2	0	0	0	0	0	0	0	0	0	0	2
Asbestos	0	0	0	0	0	0	0	0	0	0	0	0	0	0	0	0
Assault & Bat	0	0	0	0	0	0	0	0	0	35	77	112	0	0	0	112
Auto - Pers Inj	0	0	0	0	0	152	91	33	276	0	0	0	0	0	0	276
Auto - Property	0	0	0	0	0	3	1	0	4	0	0	0	0	0	0	4
Book Account	8	3	6	2	19	0	0	0	0	0	0	0	0	0	0	19
Civil Rights	0	0	0	0	0	0	0	0	0	9	3	12	0	0	0	12
Complex Comme	0	0	0	0	0	0	0	0	0	0	0	0	6	3	9	9
Condemnation	0	0	0	0	0	0	0	0	0	0	0	0	0	0	0	0
Construction	0	0	0	0	0	1	3	3	7	0	0	0	0	0	0	7
Contract/Comme	0	0	0	0	0	23	20	14	57	0	0	0	0	0	0	57
Employment	0	0	0	0	0	2	2	1	5	0	0	0	0	0	0	5
Lieu of P. Writ	0	0	0	0	0	0	0	0	0	0	0	0	0	2	2	2
Medical Malprac	0	0	0	0	0	0	0	0	0	9	22	31	0	0	0	31
Name Change	0	0	0	0	0	0	0	0	0	0	0	0	0	0	0	0
Other Insurance	0	0	0	0	0	0	0	0	0	0	0	0	0	0	0	0
Other Mass Tort	0	0	0	0	0	0	0	0	0	0	0	0	0	0	0	0
Other Track 1	6	5	3	1	15	1	0	0	1	1	0	1	0	0	0	17
Other Track 3	0	0	0	0	0	0	0	0	0	24	9	33	0	0	0	33
Other Track 4	0	0	0	0	0	0	0	0	0	0	0	0	1	10	11	11
Personal Injury	0	0	0	0	0	100	67	16	183	0	0	0	0	0	0	183
Prod Liability	0	0	0	0	0	0	0	0	0	4	1	5	0	0	0	5
Prof Malpractic	0	0	0	0	0	0	0	0	0	4	9	13	0	0	0	13
PIP Coverage	0	0	0	0	0	0	0	0	0	0	0	0	0	0	0	0
Real Property	2	1	0	2	5	0	0	0	0	0	0	0	0	0	0	5
Tort Other	0	0	0	0	0	6	8	4	18	0	0	0	0	0	0	18
Toxic Tort	0	0	0	0	0	0	0	0	0	1	0	1	0	0	0	1
UM/UIM Bod Inj	0	0	0	0	0	6	7	4	17	0	0	0	0	0	0	17
Total	17	9	9	6	41	294	199	75	568	87	121	208	7	15	22	839

**CIVIL RESOLUTION SUMMARY BY CASETYPE
JULY 2024 - OCTOBER 2024
PASSAIC**

	Trial			Summary					Total	Percent resolved by						Monthly Resolutions
	Jury	Nonjury	Total	Judgment	Settlement	Default Judgment	Dismiss	Other		Trial	Sum Jud	Settle	Default J	Dismiss	Other	
Act on Neg Inst	0	0	0	0	0	0	0	1	1	0%	0%	0%	0%	0%	100%	
Asbestos	0	0	0	0	0	0	0	0	0	0%	0%	0%	0%	0%	0%	
Assault & Bat	0	0	0	0	1	0	4	1	6	0%	0%	17%	0%	67%	17%	
Auto - Pers Inj	3	0	3	4	154	2	409	12	584	1%	1%	26%	0%	70%	2%	
Auto - Property	0	0	0	0	4	5	14	1	24	0%	0%	17%	21%	58%	4%	
Book Account	0	0	0	4	21	24	58	1	108	0%	4%	19%	22%	54%	1%	
Civil Rights	0	0	0	0	0	0	3	0	3	0%	0%	0%	0%	100%	0%	
Complex Commerc	0	0	0	0	3	0	5	0	8	0%	0%	38%	0%	63%	0%	
Condemnation	0	0	0	0	1	0	3	0	4	0%	0%	25%	0%	75%	0%	
Construction	0	0	0	0	0	1	6	0	7	0%	0%	0%	14%	86%	0%	
Contract/Commer	2	0	2	5	33	20	99	2	161	1%	3%	20%	12%	61%	1%	
Employment	0	0	0	0	3	0	4	1	8	0%	0%	38%	0%	50%	13%	
Lieu of P. Writ	0	0	0	0	0	0	8	0	8	0%	0%	0%	0%	100%	0%	
Medical Malprac	0	0	0	0	12	0	11	0	23	0%	0%	52%	0%	48%	0%	
Name Change	0	0	0	0	0	0	2	32	34	0%	0%	0%	0%	6%	94%	
Other Insurance	0	0	0	1	2	0	6	2	11	0%	9%	18%	0%	55%	18%	
Other MCL	0	0	0	0	0	0	0	0	0	0%	0%	0%	0%	0%	0%	
Other Track 1	0	1	1	2	11	5	42	7	68	1%	3%	16%	7%	62%	10%	
Other Track 3	0	0	0	0	11	0	22	3	36	0%	0%	31%	0%	61%	8%	
Other Track 4	0	0	0	2	0	1	2	0	5	0%	40%	0%	20%	40%	0%	
Personal Injury	2	0	2	2	68	1	119	7	199	1%	1%	34%	1%	60%	4%	
Prod Liability	0	0	0	0	2	0	1	0	3	0%	0%	67%	0%	33%	0%	
Prof Malpractic	0	0	0	0	3	0	3	0	6	0%	0%	50%	0%	50%	0%	
PIP Coverage	0	0	0	0	2	0	3	0	5	0%	0%	40%	0%	60%	0%	
Real Property	0	0	0	1	0	1	3	0	5	0%	20%	0%	20%	60%	0%	
Tort Other	0	0	0	1	8	2	27	1	39	0%	3%	21%	5%	69%	3%	
Toxic Tort	0	0	0	0	0	0	0	0	0	0%	0%	0%	0%	0%	0%	
UM/UIM Bod Inj	1	0	1	0	5	1	21	2	30	3%	0%	17%	3%	70%	7%	
Total	8	1	9	22	344	63	875	73	1,386	1%	2%	25%	5%	63%	5%	

**CIVIL BACKLOG BY CASETYPE
OCTOBER 2024
PASSAIC**

	Total	Backlog	% chg
Oct 22		1,172	
Oct 23		914	-22%
Oct 24		839	-8%



1) Casetypes with the state's largest backlogs are highlighted.

**CIVIL CASELOAD SUMMARY BY CASETYPE
OCTOBER 2024
SALEM**

	Filings			Resolutions			Clearance		Backlog			Backlog Percent		Backlog Per 100 Monthly Filings		Active Pending		
	Jul 2023 to Oct 2023	Jul 2024 to Oct 2024	percent change	Jul 2023 to Oct 2023	Jul 2024 to Oct 2024	percent change	Oct 2024		Oct 2023	Oct 2024	percent change	Oct 2023	Oct 2024	Oct 2023	Oct 2024	Oct 2023	Oct 2024	percent change
	number	percent																
Act on Neg Inst	0	0	0%	0	0	0%	0	100%	0	0	0%	0%	0%	0	0	0	0	0%
Asbestos	0	0	0%	0	0	0%	0	100%	0	0	0%	0%	0%	0	0	0	0	0%
Assault & Bat	0	0	0%	0	0	0%	0	100%	0	1		0%	100%	0		0	1	
Auto - Pers Inj	10	28	180%	8	11	38%	-17	39%	17	10	-41%	34%	15%	523	182	50	67	34%
Auto - Property	2	1	-50%	1	2	100%	1	200%	0	0	0%	0%	0%	0	0	3	4	33%
Book Account	5	21	320%	11	14	27%	-7	67%	2	2	0%	14%	7%	75	53	14	28	100%
Civil Rights	3	0	-100%	0	3		3	100%	1	2	100%	17%	67%	300	1,200	6	3	-50%
Complex Comme	0	1		0	0	0%	-1	0%	0	0	0%	0%	0%	0	0	0	1	
Condemnation	0	0	0%	0	0	0%	0	100%	0	0	0%	0%	0%	0	0	0	0	0%
Construction	0	2		2	0	-100%	-2	0%	0	0	0%	0%	0%	0	0	0	2	
Contract/Comme	11	13	18%	9	18	100%	5	138%	1	2	100%	4%	6%	29	49	27	34	26%
Employment	1	0	-100%	0	0	0%	0	100%	0	0	0%	0%	0%	0	0	1	2	100%
Lieu of P. Writ	3	2	-33%	3	6	100%	4	300%	0	0	0%	0%	0%	0	0	5	4	-20%
Medical Malprac	0	1		0	0	0%	-1	0%	1	0	-100%	33%	0%	600	0	3	5	67%
Name Change	3	6	100%	5	10	100%	4	167%	0	0	0%	0%	0%	0	0	2	1	-50%
Other Insurance	0	0	0%	1	0	-100%	0	100%	1	0	-100%	100%	0%	1,200	0	1	1	0%
Other MCL	0	0	0%	0	0	0%	0	100%	0	0	0%	0%	0%	0	0	0	0	0%
Other Track 1	8	13	63%	6	4	-33%	-9	31%	3	1	-67%	25%	6%	157	35	12	18	50%
Other Track 3	2	2	0%	6	4	-33%	2	200%	1	0	-100%	8%	0%	120	0	12	4	-67%
Other Track 4	0	0	0%	0	0	0%	0	100%	2	2	0%	67%	50%	2,400	1,200	3	4	33%
Personal Injury	12	11	-8%	9	11	22%	0	100%	10	8	-20%	26%	20%	444	282	38	41	8%
Prod Liability	4	1	-75%	1	0	-100%	-1	0%	0	0	0%	0%	0%	0	0	4	1	-75%
Prof Malpractic	3	0	-100%	1	1	0%	1	100%	2	3	50%	33%	75%	600	3,600	6	4	-33%
PIP Coverage	0	0	0%	2	0	-100%	0	100%	0	0	0%	0%	0%	0	0	0	0	0%
Real Property	0	1		1	1	0%	0	100%	0	1		0%	33%	0	400	1	3	200%
Tort Other	2	3	50%	4	3	-25%	0	100%	2	3	50%	29%	50%	343	600	7	6	-14%
Toxic Tort	0	0	0%	0	0	0%	0	100%	0	0	0%	0%	0%	0	0	0	0	0%
UM/UIM Bod Inj	1	2	100%	4	3	-25%	1	150%	0	1		0%	33%	0	300	6	3	-50%
Total	70	108	54%	74	91	23%	-17	84%	43	36	-16%	21%	15%	213	144	201	237	18%

CIVIL BACKLOG SUMMARY BY CASETYPE

October 2024

SALEM

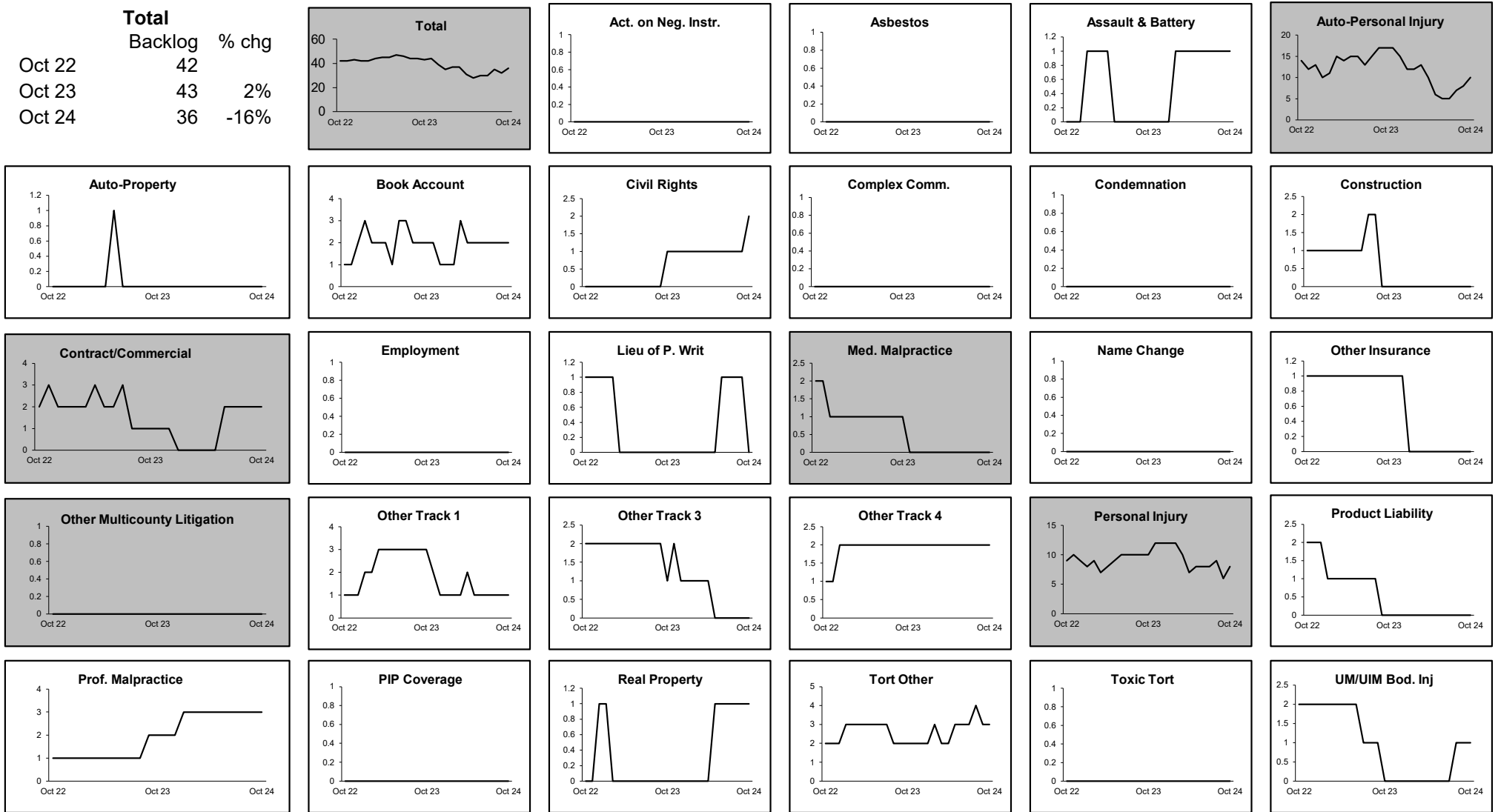
	Cases in Backlog															
	Track 1					Track 2				Track 3			Track 4			Total Backlog
	12 to 18 months	18 to 24 months	24 to 36 months	over 36 months	Total Track 1	18 to 24 months	24 to 36 months	over 36 months	Total Track 2	24 to 36 months	over 36 months	Total Track 3	24 to 36 months	over 36 months	Total Track 4	
Act on Neg Inst	0	0	0	0	0	0	0	0	0	0	0	0	0	0	0	0
Asbestos	0	0	0	0	0	0	0	0	0	0	0	0	0	0	0	0
Assault & Bat	0	0	0	0	0	0	0	0	0	0	1	1	0	0	0	1
Auto - Pers Inj	0	0	0	0	0	7	2	1	10	0	0	0	0	0	0	10
Auto - Property	0	0	0	0	0	0	0	0	0	0	0	0	0	0	0	0
Book Account	0	2	0	0	2	0	0	0	0	0	0	0	0	0	0	2
Civil Rights	0	0	0	0	0	0	0	0	0	1	1	2	0	0	0	2
Complex Comme	0	0	0	0	0	0	0	0	0	0	0	0	0	0	0	0
Condemnation	0	0	0	0	0	0	0	0	0	0	0	0	0	0	0	0
Construction	0	0	0	0	0	0	0	0	0	0	0	0	0	0	0	0
Contract/Comme	0	0	0	0	0	2	0	0	2	0	0	0	0	0	0	2
Employment	0	0	0	0	0	0	0	0	0	0	0	0	0	0	0	0
Lieu of P. Writ	0	0	0	0	0	0	0	0	0	0	0	0	0	0	0	0
Medical Malprac	0	0	0	0	0	0	0	0	0	0	0	0	0	0	0	0
Name Change	0	0	0	0	0	0	0	0	0	0	0	0	0	0	0	0
Other Insurance	0	0	0	0	0	0	0	0	0	0	0	0	0	0	0	0
Other Mass Tort	0	0	0	0	0	0	0	0	0	0	0	0	0	0	0	0
Other Track 1	0	0	1	0	1	0	0	0	0	0	0	0	0	0	0	1
Other Track 3	0	0	0	0	0	0	0	0	0	0	0	0	0	0	0	0
Other Track 4	0	0	0	0	0	0	0	0	0	0	0	0	0	2	2	2
Personal Injury	0	0	0	0	0	4	3	1	8	0	0	0	0	0	0	8
Prod Liability	0	0	0	0	0	0	0	0	0	0	0	0	0	0	0	0
Prof Malpractic	0	0	0	0	0	0	0	0	0	1	2	3	0	0	0	3
PIP Coverage	0	0	0	0	0	0	0	0	0	0	0	0	0	0	0	0
Real Property	0	0	0	1	1	0	0	0	0	0	0	0	0	0	0	1
Tort Other	0	0	0	0	0	2	1	0	3	0	0	0	0	0	0	3
Toxic Tort	0	0	0	0	0	0	0	0	0	0	0	0	0	0	0	0
UM/UIM Bod Inj	0	0	0	0	0	1	0	0	1	0	0	0	0	0	0	1
Total	0	2	1	1	4	16	6	2	24	2	4	6	0	2	2	36

**CIVIL RESOLUTION SUMMARY BY CASETYPE
JULY 2024 - OCTOBER 2024
SALEM**

	Trial			Summary					Total	Percent resolved by						Monthly Resolutions
	Jury	Nonjury	Total	Judgment	Settlement	Default Judgment	Dismiss	Other		Trial	Sum Jud	Settle	Default J	Dismiss	Other	
Act on Neg Inst	0	0	0	0	0	0	0	0	0	0%	0%	0%	0%	0%	0%	
Asbestos	0	0	0	0	0	0	0	0	0	0%	0%	0%	0%	0%	0%	
Assault & Bat	0	0	0	0	0	0	0	0	0	0%	0%	0%	0%	0%	0%	
Auto - Pers Inj	0	0	0	0	4	0	7	0	11	0%	0%	36%	0%	64%	0%	
Auto - Property	0	0	0	0	0	0	1	1	2	0%	0%	0%	0%	50%	50%	
Book Account	0	0	0	0	3	8	2	1	14	0%	0%	21%	57%	14%	7%	
Civil Rights	0	0	0	0	0	0	2	1	3	0%	0%	0%	0%	67%	33%	
Complex Commerc	0	0	0	0	0	0	0	0	0	0%	0%	0%	0%	0%	0%	
Condemnation	0	0	0	0	0	0	0	0	0	0%	0%	0%	0%	0%	0%	
Construction	0	0	0	0	0	0	0	0	0	0%	0%	0%	0%	0%	0%	
Contract/Commer	0	0	0	0	1	6	11	0	18	0%	0%	6%	33%	61%	0%	
Employment	0	0	0	0	0	0	0	0	0	0%	0%	0%	0%	0%	0%	
Lieu of P. Writ	0	0	0	1	0	0	5	0	6	0%	17%	0%	0%	83%	0%	
Medical Malprac	0	0	0	0	0	0	0	0	0	0%	0%	0%	0%	0%	0%	
Name Change	0	0	0	0	0	0	0	10	10	0%	0%	0%	0%	0%	100%	
Other Insurance	0	0	0	0	0	0	0	0	0	0%	0%	0%	0%	0%	0%	
Other MCL	0	0	0	0	0	0	0	0	0	0%	0%	0%	0%	0%	0%	
Other Track 1	0	0	0	0	1	0	2	1	4	0%	0%	25%	0%	50%	25%	
Other Track 3	0	0	0	0	2	0	2	0	4	0%	0%	50%	0%	50%	0%	
Other Track 4	0	0	0	0	0	0	0	0	0	0%	0%	0%	0%	0%	0%	
Personal Injury	0	0	0	0	3	0	5	3	11	0%	0%	27%	0%	45%	27%	
Prod Liability	0	0	0	0	0	0	0	0	0	0%	0%	0%	0%	0%	0%	
Prof Malpractic	0	0	0	0	0	0	0	1	1	0%	0%	0%	0%	0%	100%	
PIP Coverage	0	0	0	0	0	0	0	0	0	0%	0%	0%	0%	0%	0%	
Real Property	0	0	0	0	0	0	1	0	1	0%	0%	0%	0%	100%	0%	
Tort Other	1	0	1	0	0	0	1	1	3	33%	0%	0%	0%	33%	33%	
Toxic Tort	0	0	0	0	0	0	0	0	0	0%	0%	0%	0%	0%	0%	
UM/UIM Bod Inj	0	0	0	0	1	0	2	0	3	0%	0%	33%	0%	67%	0%	
Total	1	0	1	1	15	14	41	19	91	1%	1%	16%	15%	45%	21%	

**CIVIL BACKLOG BY CASETYPE
OCTOBER 2024
SALEM**

	Total	Backlog	% chg
Oct 22		42	
Oct 23		43	2%
Oct 24		36	-16%



1) Casetypes with the state's largest backlogs are highlighted.

**CIVIL CASELOAD SUMMARY BY CASETYPE
OCTOBER 2024
SOMERSET**

	Filings			Resolutions			Clearance		Backlog			Backlog Percent		Backlog Per 100 Monthly Filings		Active Pending		
	Jul 2023 to Oct 2023	Jul 2024 to Oct 2024	percent change	Jul 2023 to Oct 2023	Jul 2024 to Oct 2024	percent change	Oct 2024		Oct 2023	Oct 2024	percent change	Oct 2023	Oct 2024	Oct 2023	Oct 2024	Oct 2023	Oct 2024	percent change
							number	percent										
Act on Neg Inst	4	1	-75%	0	2		1	200%	1	1	0%	17%	50%	200	240	6	2	-67%
Asbestos	0	0	0%	0	0	0%	0	100%	0	0	0%	0%	0%	0	0	0	0	0%
Assault & Bat	0	3		0	4		1	133%	6	6	0%	40%	43%	1,440	1,440	15	14	-7%
Auto - Pers Inj	104	145	39%	105	144	37%	-1	99%	172	133	-23%	36%	27%	647	405	481	491	2%
Auto - Property	9	12	33%	3	10	233%	-2	83%	1	2	100%	5%	10%	60	86	19	21	11%
Book Account	73	104	42%	47	88	87%	-16	85%	7	6	-14%	7%	4%	48	24	100	144	44%
Civil Rights	4	2	-50%	1	4	300%	2	200%	6	9	50%	35%	47%	800	831	17	19	12%
Complex Comme	3	3	0%	1	4	300%	1	133%	7	10	43%	41%	63%	840	1,500	17	16	-6%
Condemnation	2	2	0%	4	1	-75%	-1	50%	0	0	0%	0%	0%	0	0	2	2	0%
Construction	5	8	60%	5	8	60%	0	100%	2	2	0%	13%	17%	150	200	15	12	-20%
Contract/Comme	93	101	9%	87	94	8%	-7	93%	74	72	-3%	27%	24%	326	311	276	295	7%
Employment	4	1	-75%	2	4	100%	3	400%	4	5	25%	29%	45%	686	1,000	14	11	-21%
Lieu of P. Writ	10	3	-70%	1	4	300%	1	133%	3	12	300%	7%	32%	150	1,600	41	37	-10%
Medical Malprac	6	4	-33%	6	2	-67%	-2	50%	27	30	11%	60%	54%	2,160	2,000	45	56	24%
Name Change	42	40	-5%	40	39	-3%	-1	98%	0	0	0%	0%	0%	0	0	15	17	13%
Other Insurance	5	5	0%	3	5	67%	0	100%	3	4	33%	25%	33%	277	400	12	12	0%
Other MCL	0	0	0%	0	0	0%	0	100%	0	0	0%	0%	0%	0	0	0	0	0%
Other Track 1	35	32	-9%	24	35	46%	3	109%	10	4	-60%	19%	12%	119	44	53	34	-36%
Other Track 3	19	20	5%	15	24	60%	4	120%	25	18	-28%	29%	20%	484	348	85	91	7%
Other Track 4	0	0	0%	3	2	-33%	2	100%	11	9	-18%	73%	60%	2,200	1,800	15	15	0%
Personal Injury	61	60	-2%	51	67	31%	7	112%	121	122	1%	37%	38%	741	822	328	325	-1%
Prod Liability	2	1	-50%	3	3	0%	2	300%	2	3	50%	22%	43%	400	1,200	9	7	-22%
Prof Malpractic	4	9	125%	3	5	67%	-4	56%	14	18	29%	41%	42%	1,680	1,200	34	43	26%
PIP Coverage	0	3		0	0	0%	-3	0%	0	0	0%	0%	0%	0	0	0	3	
Real Property	2	2	0%	2	2	0%	0	100%	2	2	0%	29%	50%	267	343	7	4	-43%
Tort Other	95	58	-39%	57	72	26%	14	124%	15	18	20%	10%	16%	95	126	147	116	-21%
Toxic Tort	0	0	0%	0	0	0%	0	100%	0	0	0%	0%	0%	0	0	0	0	0%
UM/UIM Bod Inj	5	8	60%	3	13	333%	5	163%	17	5	-71%	57%	26%	1,569	375	30	19	-37%
Total	587	627	7%	466	636	36%	9	101%	530	491	-7%	30%	27%	395	331	1,783	1,806	1%

CIVIL BACKLOG SUMMARY BY CASETYPE

October 2024

SOMERSET

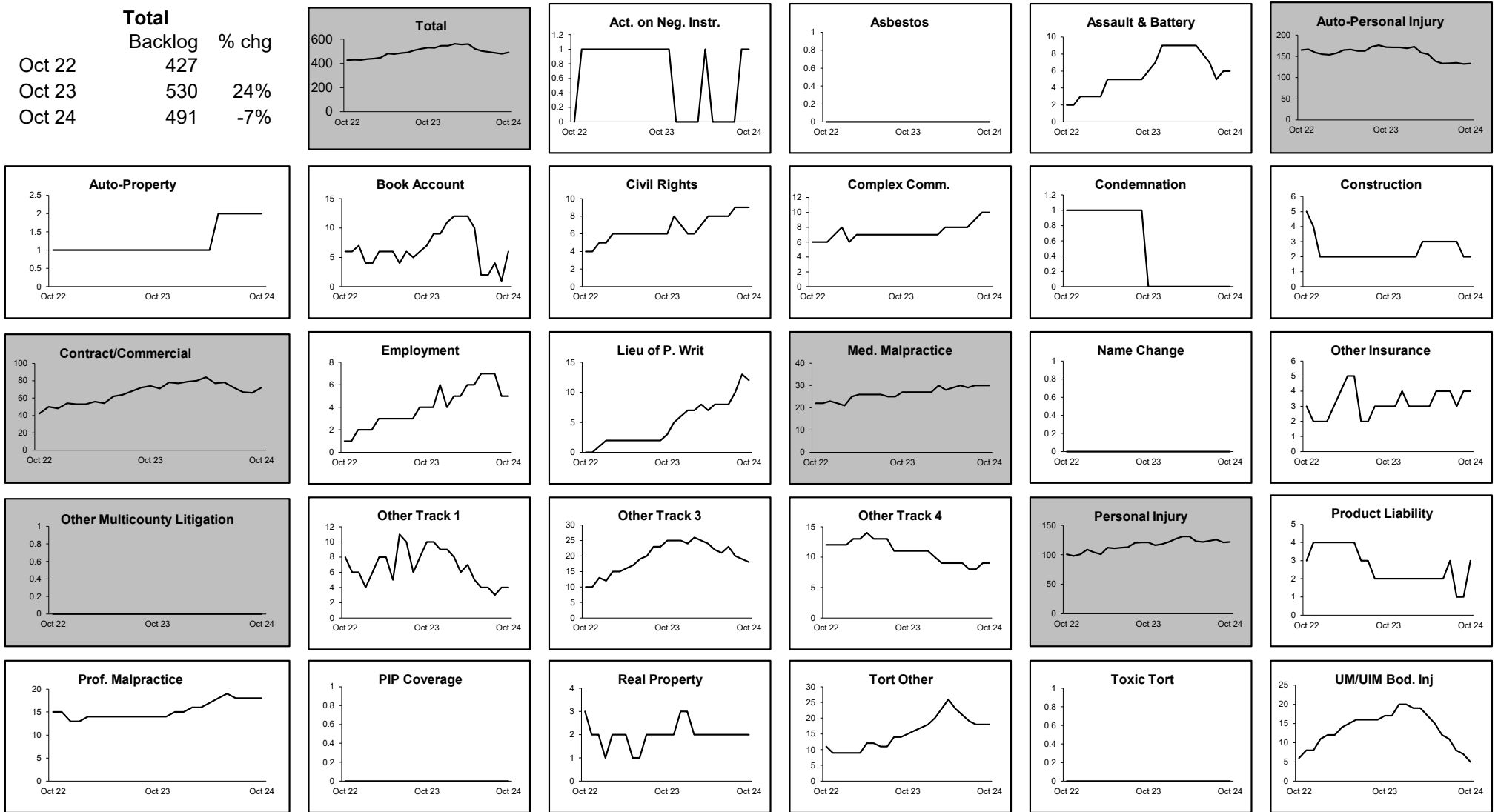
	Cases in Backlog															
	Track 1					Track 2				Track 3			Track 4			Total Backlog
	12 to 18 months	18 to 24 months	24 to 36 months	over 36 months	Total Track 1	18 to 24 months	24 to 36 months	over 36 months	Total Track 2	24 to 36 months	over 36 months	Total Track 3	24 to 36 months	over 36 months	Total Track 4	
Act on Neg Inst	1	0	0	0	1	0	0	0	0	0	0	0	0	0	0	1
Asbestos	0	0	0	0	0	0	0	0	0	0	0	0	0	0	0	0
Assault & Bat	0	0	0	0	0	0	0	0	0	3	3	6	0	0	0	6
Auto - Pers Inj	0	0	0	0	0	62	43	28	133	0	0	0	0	0	0	133
Auto - Property	0	0	0	0	0	1	0	1	2	0	0	0	0	0	0	2
Book Account	6	0	0	0	6	0	0	0	0	0	0	0	0	0	0	6
Civil Rights	0	0	0	0	0	0	0	0	0	5	4	9	0	0	0	9
Complex Comme	0	0	0	0	0	0	0	0	0	0	0	0	3	7	10	10
Condemnation	0	0	0	0	0	0	0	0	0	0	0	0	0	0	0	0
Construction	0	0	0	0	0	0	0	2	2	0	0	0	0	0	0	2
Contract/Comme	0	0	0	0	0	26	25	21	72	0	0	0	0	0	0	72
Employment	0	0	0	0	0	1	2	2	5	0	0	0	0	0	0	5
Lieu of P. Writ	0	0	0	0	0	0	0	0	0	0	0	0	10	2	12	12
Medical Malprac	0	0	0	0	0	0	0	0	0	6	24	30	0	0	0	30
Name Change	0	0	0	0	0	0	0	0	0	0	0	0	0	0	0	0
Other Insurance	2	1	1	0	4	0	0	0	0	0	0	0	0	0	0	4
Other Mass Tort	0	0	0	0	0	0	0	0	0	0	0	0	0	0	0	0
Other Track 1	3	1	0	0	4	0	0	0	0	0	0	0	0	0	0	4
Other Track 3	0	0	0	0	0	0	0	0	0	7	11	18	0	0	0	18
Other Track 4	0	0	0	0	0	0	0	0	0	0	0	0	2	7	9	9
Personal Injury	0	0	0	0	0	45	47	30	122	0	0	0	0	0	0	122
Prod Liability	0	0	0	0	0	0	0	0	0	3	0	3	0	0	0	3
Prof Malpractic	0	0	0	0	0	0	0	0	0	6	12	18	0	0	0	18
PIP Coverage	0	0	0	0	0	0	0	0	0	0	0	0	0	0	0	0
Real Property	0	1	0	1	2	0	0	0	0	0	0	0	0	0	0	2
Tort Other	0	0	0	0	0	4	11	3	18	0	0	0	0	0	0	18
Toxic Tort	0	0	0	0	0	0	0	0	0	0	0	0	0	0	0	0
UM/UIM Bod Inj	0	0	0	0	0	1	2	2	5	0	0	0	0	0	0	5
Total	12	3	1	1	17	140	130	89	359	30	54	84	15	16	31	491

**CIVIL RESOLUTION SUMMARY BY CASETYPE
JULY 2024 - OCTOBER 2024
SOMERSET**

	Trial			Summary					Total	Percent resolved by						Monthly Resolutions
	Jury	Nonjury	Total	Judgment	Settlement	Default Judgment	Dismiss	Other		Trial	Sum Jud	Settle	Default J	Dismiss	Other	
Act on Neg Inst	0	0	0	0	1	0	1	0	2	0%	0%	50%	0%	50%	0%	
Asbestos	0	0	0	0	0	0	0	0	0	0%	0%	0%	0%	0%	0%	
Assault & Bat	0	0	0	0	1	0	3	0	4	0%	0%	25%	0%	75%	0%	
Auto - Pers Inj	3	0	3	0	42	0	96	3	144	2%	0%	29%	0%	67%	2%	
Auto - Property	0	0	0	0	1	6	3	0	10	0%	0%	10%	60%	30%	0%	
Book Account	0	1	1	1	18	31	36	1	88	1%	1%	20%	35%	41%	1%	
Civil Rights	0	0	0	0	0	0	3	1	4	0%	0%	0%	0%	75%	25%	
Complex Commerc	0	0	0	0	1	1	2	0	4	0%	0%	25%	25%	50%	0%	
Condemnation	0	0	0	0	0	0	0	1	1	0%	0%	0%	0%	0%	100%	
Construction	0	0	0	0	2	1	5	0	8	0%	0%	25%	13%	63%	0%	
Contract/Commer	0	1	1	1	26	23	38	5	94	1%	1%	28%	24%	40%	5%	
Employment	0	0	0	0	2	0	2	0	4	0%	0%	50%	0%	50%	0%	
Lieu of P. Writ	0	1	1	0	0	0	2	1	4	25%	0%	0%	0%	50%	25%	
Medical Malprac	0	0	0	0	1	0	0	1	2	0%	0%	50%	0%	0%	50%	
Name Change	0	0	0	0	0	0	1	38	39	0%	0%	0%	0%	3%	97%	
Other Insurance	0	1	1	1	0	1	1	1	5	20%	20%	0%	20%	20%	20%	
Other MCL	0	0	0	0	0	0	0	0	0	0%	0%	0%	0%	0%	0%	
Other Track 1	0	0	0	1	7	0	18	9	35	0%	3%	20%	0%	51%	26%	
Other Track 3	1	1	2	0	4	0	13	5	24	8%	0%	17%	0%	54%	21%	
Other Track 4	0	0	0	0	0	0	2	0	2	0%	0%	0%	0%	100%	0%	
Personal Injury	1	0	1	0	27	0	33	6	67	1%	0%	40%	0%	49%	9%	
Prod Liability	0	0	0	0	1	2	0	0	3	0%	0%	33%	67%	0%	0%	
Prof Malpractic	0	0	0	0	3	0	2	0	5	0%	0%	60%	0%	40%	0%	
PIP Coverage	0	0	0	0	0	0	0	0	0	0%	0%	0%	0%	0%	0%	
Real Property	0	0	0	0	1	0	1	0	2	0%	0%	50%	0%	50%	0%	
Tort Other	0	0	0	0	9	34	26	3	72	0%	0%	13%	47%	36%	4%	
Toxic Tort	0	0	0	0	0	0	0	0	0	0%	0%	0%	0%	0%	0%	
UM/UIM Bod Inj	1	0	1	0	2	0	10	0	13	8%	0%	15%	0%	77%	0%	
Total	6	5	11	4	149	99	298	75	636	2%	1%	23%	16%	47%	12%	

**CIVIL BACKLOG BY CASETYPE
OCTOBER 2024
SOMERSET**

	Total	Backlog	% chg
Oct 22		427	
Oct 23		530	24%
Oct 24		491	-7%



1) Casetypes with the state's largest backlogs are highlighted.

**CIVIL CASELOAD SUMMARY BY CASETYPE
OCTOBER 2024
SUSSEX**

	Filings			Resolutions			Clearance		Backlog			Backlog Percent		Backlog Per 100 Monthly Filings		Active Pending		
	Jul 2023 to Oct 2023	Jul 2024 to Oct 2024	percent change	Jul 2023 to Oct 2023	Jul 2024 to Oct 2024	percent change	Oct 2024		Oct 2023	Oct 2024	percent change	Oct 2023	Oct 2024	Oct 2023	Oct 2024	Oct 2023	Oct 2024	percent change
							number	percent										
Act on Neg Inst	1	0	-100%	1	0	-100%	0	100%	0	0	0%	0%	0%	0	0	2	0	-100%
Asbestos	0	0	0%	0	0	0%	0	100%	0	0	0%	0%	0%	0	0	0	0	0%
Assault & Bat	2	1	-50%	0	3		2	300%	3	0	-100%	50%	0%	1,800	0	6	2	-67%
Auto - Pers Inj	35	29	-17%	32	34	6%	5	117%	41	22	-46%	32%	20%	541	311	127	112	-12%
Auto - Property	3	7	133%	3	3	0%	-4	43%	0	2		0%	20%	0	200	6	10	67%
Book Account	55	49	-11%	34	33	-3%	-16	67%	3	0	-100%	5%	0%	31	0	62	66	6%
Civil Rights	1	1	0%	2	1	-50%	0	100%	5	3	-40%	83%	75%	3,000	1,200	6	4	-33%
Complex Comme	0	3		3	1	-67%	-2	33%	3	2	-33%	75%	40%	600	600	4	5	25%
Condemnation	0	1		0	0	0%	-1	0%	0	0	0%	0%	0%	0	0	0	2	
Construction	2	1	-50%	3	0	-100%	-1	0%	0	0	0%	0%	0%	0	0	2	6	200%
Contract/Comme	32	43	34%	41	36	-12%	-7	84%	13	11	-15%	15%	13%	146	133	89	82	-8%
Employment	1	5	400%	1	1	0%	-4	20%	0	0	0%	0%	0%	0	0	3	8	167%
Lieu of P. Writ	1	4	300%	0	2		-2	50%	1	1	0%	20%	9%	600	100	5	11	120%
Medical Malprac	6	1	-83%	1	4	300%	3	400%	11	7	-36%	42%	37%	1,320	1,400	26	19	-27%
Name Change	14	21	50%	5	20	300%	-1	95%	0	0	0%	0%	0%	0	0	11	4	-64%
Other Insurance	3	2	-33%	0	2		0	100%	0	0	0%	0%	0%	0	0	5	2	-60%
Other MCL	0	0	0%	0	0	0%	0	100%	0	0	0%	0%	0%	0	0	0	0	0%
Other Track 1	16	23	44%	8	18	125%	-5	78%	7	3	-57%	23%	11%	233	71	31	28	-10%
Other Track 3	8	4	-50%	8	11	38%	7	275%	6	6	0%	19%	17%	257	313	32	35	9%
Other Track 4	1	0	-100%	1	0	-100%	0	100%	0	0	0%	0%	0%	0	0	3	1	-67%
Personal Injury	23	29	26%	29	36	24%	7	124%	36	22	-39%	30%	21%	554	297	119	103	-13%
Prod Liability	0	1		0	0	0%	-1	0%	2	2	0%	33%	29%	600	800	6	7	17%
Prof Malpractic	0	2		1	4	300%	2	200%	4	4	0%	36%	27%	2,400	480	11	15	36%
PIP Coverage	0	0	0%	0	0	0%	0	100%	0	0	0%	0%	0%	0	0	1	0	-100%
Real Property	2	0	-100%	5	3	-40%	3	100%	0	0	0%	0%	0%	0	0	6	1	-83%
Tort Other	11	11	0%	7	9	29%	-2	82%	6	4	-33%	30%	16%	313	218	20	25	25%
Toxic Tort	0	0	0%	0	0	0%	0	100%	1	1	0%	100%	100%			1	1	0%
UM/UIM Bod Inj	0	0	0%	1	1	0%	1	100%	0	1		0%	100%	0		3	1	-67%
Total	217	238	10%	186	222	19%	-16	93%	142	91	-36%	24%	17%	290	175	587	550	-6%

CIVIL BACKLOG SUMMARY BY CASETYPE

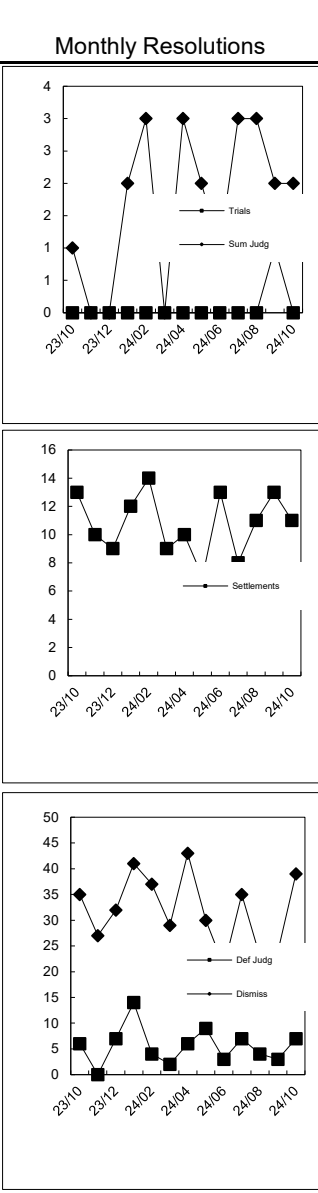
October 2024

SUSSEX

	Cases in Backlog															
	Track 1					Track 2				Track 3			Track 4			Total Backlog
	12 to 18 months	18 to 24 months	24 to 36 months	over 36 months	Total Track 1	18 to 24 months	24 to 36 months	over 36 months	Total Track 2	24 to 36 months	over 36 months	Total Track 3	24 to 36 months	over 36 months	Total Track 4	
Act on Neg Inst	0	0	0	0	0	0	0	0	0	0	0	0	0	0	0	0
Asbestos	0	0	0	0	0	0	0	0	0	0	0	0	0	0	0	0
Assault & Bat	0	0	0	0	0	0	0	0	0	0	0	0	0	0	0	0
Auto - Pers Inj	0	0	0	0	0	15	5	2	22	0	0	0	0	0	0	22
Auto - Property	0	0	0	0	0	2	0	0	2	0	0	0	0	0	0	2
Book Account	0	0	0	0	0	0	0	0	0	0	0	0	0	0	0	0
Civil Rights	0	0	0	0	0	0	0	0	0	0	3	3	0	0	0	3
Complex Comme	0	0	0	0	0	0	0	0	0	0	0	0	0	2	2	2
Condemnation	0	0	0	0	0	0	0	0	0	0	0	0	0	0	0	0
Construction	0	0	0	0	0	0	0	0	0	0	0	0	0	0	0	0
Contract/Comme	0	0	0	0	0	8	3	0	11	0	0	0	0	0	0	11
Employment	0	0	0	0	0	0	0	0	0	0	0	0	0	0	0	0
Lieu of P. Writ	0	0	0	0	0	0	0	0	0	0	0	0	1	0	1	1
Medical Malprac	0	0	0	0	0	0	0	0	0	3	4	7	0	0	0	7
Name Change	0	0	0	0	0	0	0	0	0	0	0	0	0	0	0	0
Other Insurance	0	0	0	0	0	0	0	0	0	0	0	0	0	0	0	0
Other Mass Tort	0	0	0	0	0	0	0	0	0	0	0	0	0	0	0	0
Other Track 1	2	0	1	0	3	0	0	0	0	0	0	0	0	0	0	3
Other Track 3	0	0	0	0	0	0	0	0	0	4	2	6	0	0	0	6
Other Track 4	0	0	0	0	0	0	0	0	0	0	0	0	0	0	0	0
Personal Injury	0	0	0	0	0	12	9	1	22	0	0	0	0	0	0	22
Prod Liability	0	0	0	0	0	0	0	0	0	0	2	2	0	0	0	2
Prof Malpractic	0	0	0	0	0	0	0	0	0	3	1	4	0	0	0	4
PIP Coverage	0	0	0	0	0	0	0	0	0	0	0	0	0	0	0	0
Real Property	0	0	0	0	0	0	0	0	0	0	0	0	0	0	0	0
Tort Other	0	0	0	0	0	1	2	1	4	0	0	0	0	0	0	4
Toxic Tort	0	0	0	0	0	0	0	0	0	0	1	1	0	0	0	1
UM/UIM Bod Inj	0	0	0	0	0	0	1	0	1	0	0	0	0	0	0	1
Total	2	0	1	0	3	38	20	4	62	10	13	23	1	2	3	91

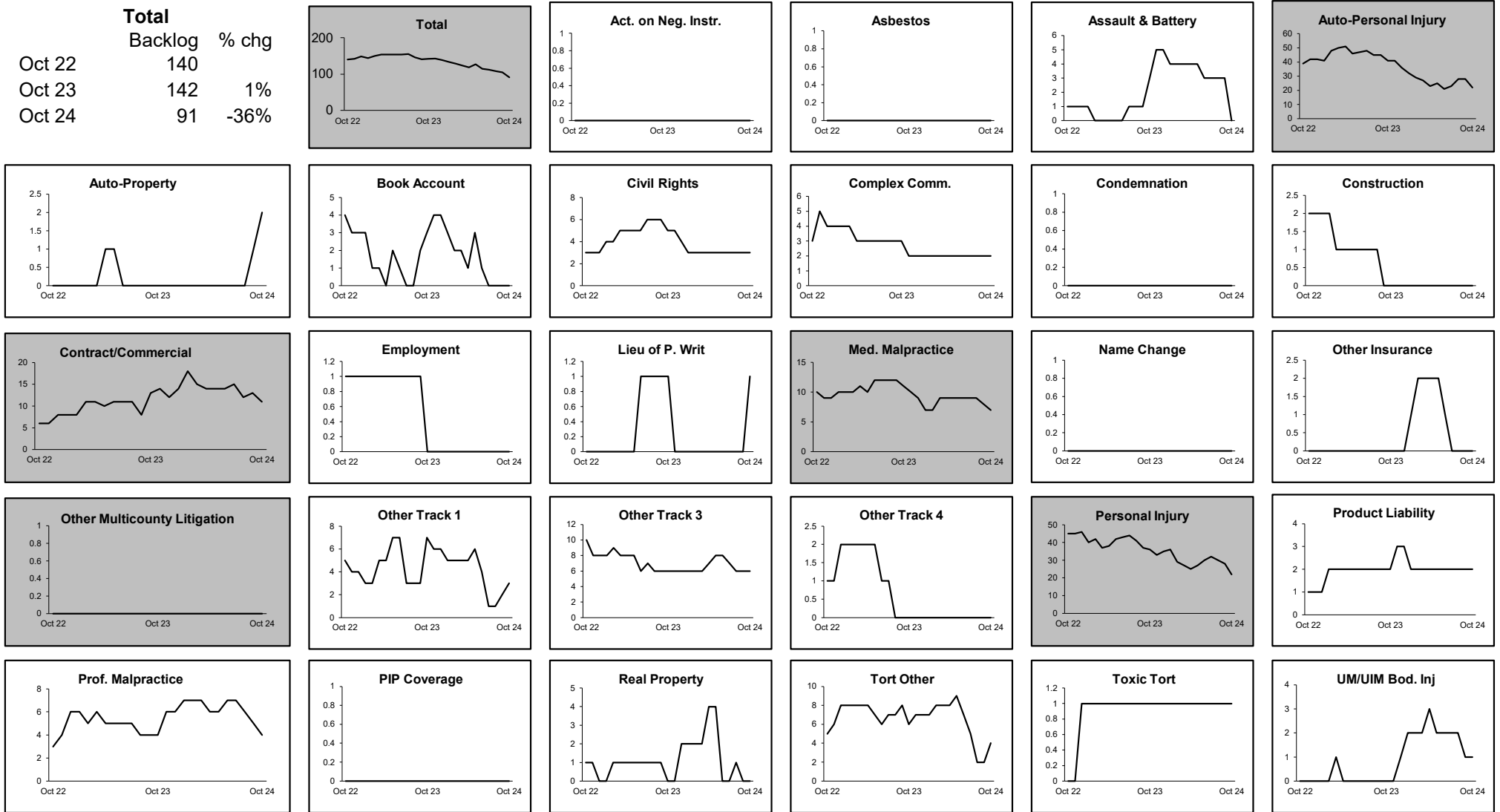
**CIVIL RESOLUTION SUMMARY BY CASETYPE
JULY 2024 - OCTOBER 2024
SUSSEX**

	Trial			Summary					Total	Percent resolved by						Monthly Resolutions
	Jury	Nonjury	Total	Judgment	Settlement	Default Judgment	Dismiss	Other		Trial	Sum Jud	Settle	Default J	Dismiss	Other	
Act on Neg Inst	0	0	0	0	0	0	0	0	0	0%	0%	0%	0%	0%	0%	
Asbestos	0	0	0	0	0	0	0	0	0	0%	0%	0%	0%	0%	0%	
Assault & Bat	0	0	0	0	3	0	0	0	3	0%	0%	100%	0%	0%	0%	
Auto - Pers Inj	1	0	1	1	8	0	24	0	34	3%	3%	24%	0%	71%	0%	
Auto - Property	0	0	0	0	0	0	2	1	3	0%	0%	0%	0%	67%	33%	
Book Account	0	0	0	0	6	11	16	0	33	0%	0%	18%	33%	48%	0%	
Civil Rights	0	0	0	0	0	0	1	0	1	0%	0%	0%	0%	100%	0%	
Complex Commerc	0	0	0	0	0	0	1	0	1	0%	0%	0%	0%	100%	0%	
Condemnation	0	0	0	0	0	0	0	0	0	0%	0%	0%	0%	0%	0%	
Construction	0	0	0	0	0	0	0	0	0	0%	0%	0%	0%	0%	0%	
Contract/Commer	0	0	0	1	5	8	20	2	36	0%	3%	14%	22%	56%	6%	
Employment	0	0	0	0	0	0	1	0	1	0%	0%	0%	0%	100%	0%	
Lieu of P. Writ	0	0	0	0	0	0	1	1	2	0%	0%	0%	0%	50%	50%	
Medical Malprac	0	0	0	0	1	0	3	0	4	0%	0%	25%	0%	75%	0%	
Name Change	0	0	0	0	0	0	0	20	20	0%	0%	0%	0%	0%	100%	
Other Insurance	0	0	0	1	0	0	1	0	2	0%	50%	0%	0%	50%	0%	
Other MCL	0	0	0	0	0	0	0	0	0	0%	0%	0%	0%	0%	0%	
Other Track 1	0	0	0	1	4	1	12	0	18	0%	6%	22%	6%	67%	0%	
Other Track 3	0	0	0	0	4	0	7	0	11	0%	0%	36%	0%	64%	0%	
Other Track 4	0	0	0	0	0	0	0	0	0	0%	0%	0%	0%	0%	0%	
Personal Injury	0	0	0	4	8	1	22	1	36	0%	11%	22%	3%	61%	3%	
Prod Liability	0	0	0	0	0	0	0	0	0	0%	0%	0%	0%	0%	0%	
Prof Malpractic	0	0	0	0	0	0	4	0	4	0%	0%	0%	0%	100%	0%	
PIP Coverage	0	0	0	0	0	0	0	0	0	0%	0%	0%	0%	0%	0%	
Real Property	0	0	0	0	1	0	2	0	3	0%	0%	33%	0%	67%	0%	
Tort Other	0	0	0	2	2	0	4	1	9	0%	22%	22%	0%	44%	11%	
Toxic Tort	0	0	0	0	0	0	0	0	0	0%	0%	0%	0%	0%	0%	
UM/UIM Bod Inj	0	0	0	0	1	0	0	0	1	0%	0%	100%	0%	0%	0%	
Total	1	0	1	10	43	21	121	26	222	0%	5%	19%	9%	55%	12%	



**CIVIL BACKLOG BY CASETYPE
OCTOBER 2024
SUSSEX**

	Total	Backlog	% chg
Oct 22		140	
Oct 23		142	1%
Oct 24		91	-36%



1) Casetypes with the state's largest backlogs are highlighted.

**CIVIL CASELOAD SUMMARY BY CASETYPE
OCTOBER 2024
UNION**

	Filings			Resolutions			Clearance		Backlog			Backlog Percent		Backlog Per 100 Monthly Filings		Active Pending		
	Jul 2023 to Oct 2023	Jul 2024 to Oct 2024	percent change	Jul 2023 to Oct 2023	Jul 2024 to Oct 2024	percent change	Oct 2024		Oct 2023	Oct 2024	percent change	Oct 2023	Oct 2024	Oct 2023	Oct 2024	Oct 2023	Oct 2024	percent change
							number	percent										
Act on Neg Inst	3	0	-100%	1	1	0%	1	100%	1	2	100%	17%	33%	150	480	6	6	0%
Asbestos	0	0	0%	0	0	0%	0	100%	0	0	0%	0%	0%	0	0	0	0	0%
Assault & Bat	5	1	-80%	1	4	300%	3	400%	2	3	50%	13%	33%	300	600	16	9	-44%
Auto - Pers Inj	677	766	13%	634	587	-7%	-179	77%	491	371	-24%	21%	15%	299	207	2,360	2,469	5%
Auto - Property	28	30	7%	24	29	21%	-1	97%	10	2	-80%	15%	3%	136	22	66	71	8%
Book Account	121	195	61%	105	140	33%	-55	72%	25	32	28%	12%	10%	84	80	207	312	51%
Civil Rights	6	10	67%	5	6	20%	-4	60%	8	11	38%	33%	39%	640	508	24	28	17%
Complex Comme	2	6	200%	2	5	150%	-1	83%	11	8	-27%	58%	53%	943	686	19	15	-21%
Condemnation	1	1	0%	1	4	300%	3	400%	2	2	0%	29%	67%	800	1,200	7	3	-57%
Construction	7	5	-29%	5	5	0%	0	100%	7	5	-29%	25%	26%	365	400	28	19	-32%
Contract/Comme	154	226	47%	138	185	34%	-41	82%	99	65	-34%	22%	13%	240	131	448	504	13%
Employment	4	9	125%	6	4	-33%	-5	44%	7	5	-29%	47%	24%	646	250	15	21	40%
Lieu of P. Writ	6	4	-33%	8	3	-63%	-1	75%	3	1	-67%	12%	3%	133	46	25	30	20%
Medical Malprac	19	15	-21%	15	11	-27%	-4	73%	50	61	22%	44%	48%	1,333	1,557	113	128	13%
Name Change	65	55	-15%	73	41	-44%	-14	75%	1	2	100%	3%	4%	6	15	37	48	30%
Other Insurance	13	16	23%	6	14	133%	-2	88%	6	5	-17%	25%	17%	257	136	24	30	25%
Other MCL	0	0	0%	0	0	0%	0	100%	0	0	0%	0%	0%	0	0	0	0	0%
Other Track 1	69	88	28%	68	79	16%	-9	90%	44	40	-9%	28%	24%	240	214	160	168	5%
Other Track 3	41	48	17%	45	47	4%	-1	98%	48	36	-25%	27%	19%	454	298	175	190	9%
Other Track 4	4	3	-25%	2	2	0%	-1	67%	21	19	-10%	75%	66%	2,100	2,280	28	29	4%
Personal Injury	232	214	-8%	189	231	22%	17	108%	234	192	-18%	26%	22%	434	352	902	867	-4%
Prod Liability	2	1	-50%	5	3	-40%	2	300%	5	3	-40%	36%	43%	545	1,800	14	7	-50%
Prof Malpractic	3	10	233%	5	11	120%	1	110%	18	19	6%	34%	32%	745	814	53	59	11%
PIP Coverage	2	1	-50%	3	3	0%	2	300%	0	0	0%	0%	0%	0	0	3	2	-33%
Real Property	4	6	50%	4	8	100%	2	133%	6	3	-50%	46%	18%	600	189	13	17	31%
Tort Other	35	41	17%	36	37	3%	-4	90%	25	19	-24%	20%	17%	231	202	124	111	-10%
Toxic Tort	0	1		0	0	0%	-1	0%	0	1		0%	33%	0	1,200	2	3	50%
UM/UIM Bod Inj	46	38	-17%	28	45	61%	7	118%	27	17	-37%	21%	14%	282	182	130	120	-8%
Total	1,549	1,790	16%	1,409	1,505	7%	-285	84%	1,151	924	-20%	23%	18%	300	221	4,999	5,266	5%

CIVIL BACKLOG SUMMARY BY CASETYPE

October 2024

UNION

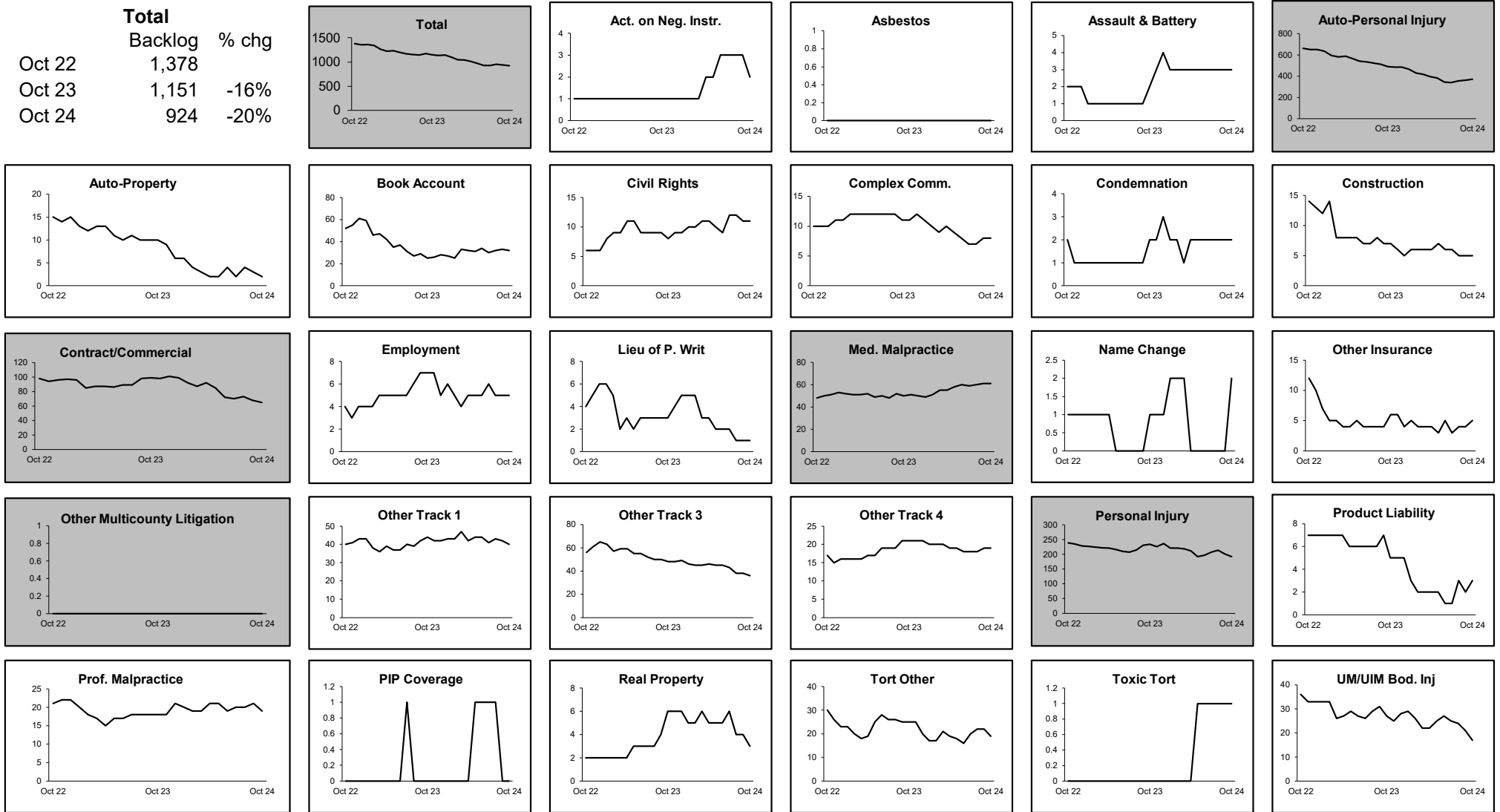
	Cases in Backlog															
	Track 1					Track 2				Track 3			Track 4			Total Backlog
	12 to 18 months	18 to 24 months	24 to 36 months	over 36 months	Total Track 1	18 to 24 months	24 to 36 months	over 36 months	Total Track 2	24 to 36 months	over 36 months	Total Track 3	24 to 36 months	over 36 months	Total Track 4	
Act on Neg Inst	1	0	0	1	2	0	0	0	0	0	0	0	0	0	0	2
Asbestos	0	0	0	0	0	0	0	0	0	0	0	0	0	0	0	0
Assault & Bat	0	0	0	0	0	0	0	0	0	2	1	3	0	0	0	3
Auto - Pers Inj	0	0	0	0	0	217	104	50	371	0	0	0	0	0	0	371
Auto - Property	0	0	0	0	0	1	1	0	2	0	0	0	0	0	0	2
Book Account	17	6	7	2	32	0	0	0	0	0	0	0	0	0	0	32
Civil Rights	0	1	0	0	1	0	0	0	0	6	4	10	0	0	0	11
Complex Comme	0	0	0	0	0	0	0	0	0	0	0	0	3	5	8	8
Condemnation	0	0	0	0	0	0	0	0	0	2	0	2	0	0	0	2
Construction	0	0	0	0	0	1	2	2	5	0	0	0	0	0	0	5
Contract/Comme	0	0	1	0	1	20	22	22	64	0	0	0	0	0	0	65
Employment	0	0	0	0	0	1	2	2	5	0	0	0	0	0	0	5
Lieu of P. Writ	0	0	0	0	0	0	0	0	0	0	0	0	0	1	1	1
Medical Malprac	0	0	0	0	0	0	0	0	0	25	36	61	0	0	0	61
Name Change	1	0	1	0	2	0	0	0	0	0	0	0	0	0	0	2
Other Insurance	2	0	2	1	5	0	0	0	0	0	0	0	0	0	0	5
Other Mass Tort	0	0	0	0	0	0	0	0	0	0	0	0	0	0	0	0
Other Track 1	19	6	7	4	36	1	0	1	2	1	0	1	1	0	1	40
Other Track 3	0	0	0	0	0	0	0	0	0	12	24	36	0	0	0	36
Other Track 4	0	0	0	0	0	0	0	0	0	0	0	0	2	17	19	19
Personal Injury	0	0	0	0	0	102	63	27	192	0	0	0	0	0	0	192
Prod Liability	0	0	0	0	0	0	0	0	0	3	0	3	0	0	0	3
Prof Malpractic	0	0	0	0	0	0	0	0	0	11	8	19	0	0	0	19
PIP Coverage	0	0	0	0	0	0	0	0	0	0	0	0	0	0	0	0
Real Property	1	0	2	0	3	0	0	0	0	0	0	0	0	0	0	3
Tort Other	0	1	0	0	1	9	6	2	17	0	0	0	1	0	1	19
Toxic Tort	0	0	0	0	0	0	0	0	0	1	0	1	0	0	0	1
UM/UIM Bod Inj	0	0	0	0	0	8	7	2	17	0	0	0	0	0	0	17
Total	41	14	20	8	83	360	207	108	675	63	73	136	7	23	30	924

**CIVIL RESOLUTION SUMMARY BY CASETYPE
JULY 2024 - OCTOBER 2024
UNION**

	Trial			Summary					Total	Percent resolved by						Monthly Resolutions
	Jury	Nonjury	Total	Judgment	Settlement	Default Judgment	Dismiss	Other		Trial	Sum Jud	Settle	Default J	Dismiss	Other	
Act on Neg Inst	0	0	0	0	0	1	0	0	1	0%	0%	0%	100%	0%	0%	
Asbestos	0	0	0	0	0	0	0	0	0	0%	0%	0%	0%	0%		
Assault & Bat	0	0	0	0	1	0	3	0	4	0%	0%	25%	0%	75%		
Auto - Pers Inj	7	0	7	4	139	5	409	23	587	1%	1%	24%	1%	70%		
Auto - Property	0	0	0	0	3	5	21	0	29	0%	0%	10%	17%	72%		
Book Account	0	0	0	3	20	50	66	1	140	0%	2%	14%	36%	47%		
Civil Rights	0	0	0	0	1	0	5	0	6	0%	0%	17%	0%	83%		
Complex Commerc	0	0	0	1	0	1	2	1	5	0%	20%	0%	20%	40%		
Condemnation	0	0	0	1	1	0	0	2	4	0%	25%	25%	0%	0%		
Construction	0	0	0	0	1	2	2	0	5	0%	0%	20%	40%	40%		
Contract/Commer	0	1	1	7	29	40	102	6	185	1%	4%	16%	22%	55%		
Employment	0	0	0	0	0	1	2	1	4	0%	0%	0%	25%	50%		
Lieu of P. Writ	0	0	0	0	0	0	2	1	3	0%	0%	0%	0%	67%		
Medical Malprac	1	0	1	0	4	0	6	0	11	9%	0%	36%	0%	55%		
Name Change	0	0	0	0	0	0	4	37	41	0%	0%	0%	0%	10%		
Other Insurance	0	0	0	1	0	0	11	2	14	0%	7%	0%	0%	79%		
Other MCL	0	0	0	0	0	0	0	0	0	0%	0%	0%	0%	0%		
Other Track 1	0	0	0	4	7	5	44	19	79	0%	5%	9%	6%	56%		
Other Track 3	0	0	0	0	10	0	31	6	47	0%	0%	21%	0%	66%		
Other Track 4	0	0	0	0	1	0	1	0	2	0%	0%	50%	0%	50%		
Personal Injury	2	0	2	6	68	5	132	18	231	1%	3%	29%	2%	57%		
Prod Liability	0	0	0	0	1	0	1	1	3	0%	0%	33%	0%	33%		
Prof Malpractic	0	0	0	0	4	0	6	1	11	0%	0%	36%	0%	55%		
PIP Coverage	0	0	0	0	1	0	2	0	3	0%	0%	33%	0%	67%		
Real Property	0	0	0	0	3	0	5	0	8	0%	0%	38%	0%	63%		
Tort Other	0	0	0	0	9	5	23	0	37	0%	0%	24%	14%	62%		
Toxic Tort	0	0	0	0	0	0	0	0	0	0%	0%	0%	0%	0%		
UM/UIM Bod Inj	0	0	0	0	13	1	30	1	45	0%	0%	29%	2%	67%		
Total	10	1	11	27	316	121	910	120	1,505	1%	2%	21%	8%	60%		

**CIVIL BACKLOG BY CASETYPE
OCTOBER 2024
UNION**

	Total	Backlog	% chg
Oct 22		1,378	
Oct 23		1,151	-16%
Oct 24		924	-20%



1) Casetypes with the state's largest backlogs are highlighted.

**CIVIL CASELOAD SUMMARY BY CASETYPE
OCTOBER 2024
WARREN**

	Filings			Resolutions			Clearance		Backlog			Backlog Percent		Backlog Per 100 Monthly Filings		Active Pending		
	Jul 2023 to Oct 2023	Jul 2024 to Oct 2024	percent change	Jul 2023 to Oct 2023	Jul 2024 to Oct 2024	percent change	Oct 2024		Oct 2023	Oct 2024	percent change	Oct 2023	Oct 2024	Oct 2023	Oct 2024	Oct 2023	Oct 2024	percent change
							number	percent										
Act on Neg Inst	0	0	0%	0	0	0%	0	100%	0	0	0%	0%	0%	0	0	0	1	
Asbestos	0	0	0%	0	0	0%	0	100%	0	0	0%	0%	0%	0	0	0	0	0%
Assault & Bat	1	1	0%	0	0	0%	-1	0%	3	0	-100%	75%	0%	3,600	0	4	1	-75%
Auto - Pers Inj	19	35	84%	19	34	79%	-1	97%	32	30	-6%	34%	29%	526	424	95	105	11%
Auto - Property	1	1	0%	0	3		2	300%	0	0	0%	0%	0%	0	0	3	5	67%
Book Account	18	36	100%	22	23	5%	-13	64%	4	0	-100%	13%	0%	83	0	31	48	55%
Civil Rights	1	2	100%	0	1		-1	50%	0	2		0%	50%	0	600	3	4	33%
Complex Comme	0	0	0%	1	0	-100%	0	100%	1	1	0%	100%	100%		1,200	1	1	0%
Condemnation	0	0	0%	0	2		2	100%	0	0	0%	0%	0%	0	0	1	2	100%
Construction	1	0	-100%	1	3	200%	3	100%	2	0	-100%	33%	0%	600	0	6	2	-67%
Contract/Comme	30	37	23%	25	28	12%	-9	76%	11	9	-18%	18%	13%	181	140	61	72	18%
Employment	0	0	0%	0	1		1	100%	0	0	0%	0%	0%	0	0	1	1	0%
Lieu of P. Writ	2	2	0%	1	1	0%	-1	50%	3	2	-33%	30%	25%	514	480	10	8	-20%
Medical Malprac	4	5	25%	0	5		0	100%	19	15	-21%	68%	68%	2,533	3,000	28	22	-21%
Name Change	8	12	50%	6	14	133%	2	117%	0	0	0%	0%	0%	0	0	4	4	0%
Other Insurance	1	3	200%	0	0	0%	-3	0%	0	1		0%	20%	0	200	1	5	400%
Other MCL	0	0	0%	0	0	0%	0	100%	0	0	0%	0%	0%	0	0	0	0	0%
Other Track 1	15	14	-7%	9	12	33%	-2	86%	9	5	-44%	33%	19%	300	171	27	27	0%
Other Track 3	6	7	17%	9	7	-22%	0	100%	2	4	100%	11%	22%	218	300	18	18	0%
Other Track 4	1	0	-100%	0	1		1	100%	1	1	0%	33%	33%	600	1,200	3	3	0%
Personal Injury	16	17	6%	16	20	25%	3	118%	28	20	-29%	35%	30%	622	545	81	66	-19%
Prod Liability	0	0	0%	0	1		1	100%	2	2	0%	67%	67%		2,400	3	3	0%
Prof Malpractic	2	2	0%	0	0	0%	-2	0%	3	4	33%	38%	40%	1,200	1,200	8	10	25%
PIP Coverage	0	0	0%	0	1		1	100%	1	0	-100%	100%	0%		0	1	0	-100%
Real Property	0	0	0%	0	1		1	100%	2	2	0%	50%	50%	600	600	4	4	0%
Tort Other	2	3	50%	2	4	100%	1	133%	4	1	-75%	31%	17%	480	100	13	6	-54%
Toxic Tort	0	0	0%	0	1		1	100%	1	0	-100%	100%	0%		0	1	0	-100%
UM/UIM Bod Inj	2	0	-100%	1	2	100%	2	100%	0	1		0%	33%	0	1,200	6	3	-50%
Total	130	177	36%	112	165	47%	-12	93%	128	100	-22%	31%	24%	388	263	414	421	2%

CIVIL BACKLOG SUMMARY BY CASETYPE

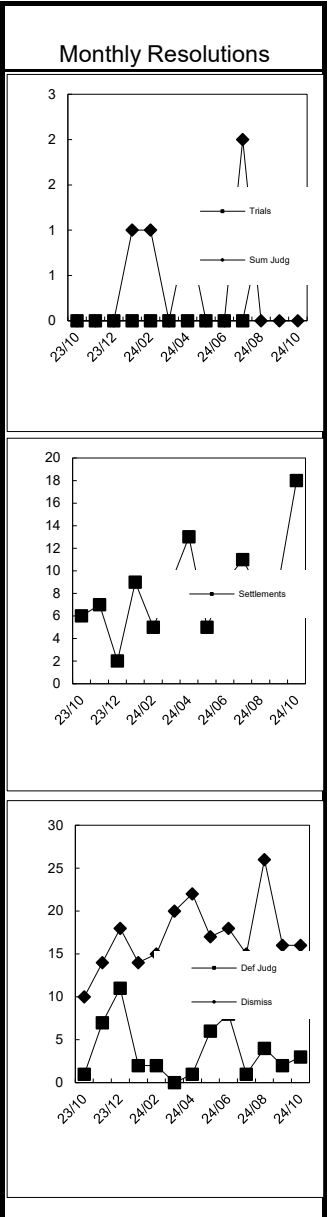
October 2024

WARREN

	Cases in Backlog															
	Track 1					Track 2				Track 3			Track 4			Total Backlog
	12 to 18 months	18 to 24 months	24 to 36 months	over 36 months	Total Track 1	18 to 24 months	24 to 36 months	over 36 months	Total Track 2	24 to 36 months	over 36 months	Total Track 3	24 to 36 months	over 36 months	Total Track 4	
Act on Neg Inst	0	0	0	0	0	0	0	0	0	0	0	0	0	0	0	0
Asbestos	0	0	0	0	0	0	0	0	0	0	0	0	0	0	0	0
Assault & Bat	0	0	0	0	0	0	0	0	0	0	0	0	0	0	0	0
Auto - Pers Inj	0	0	0	0	0	13	10	7	30	0	0	0	0	0	0	30
Auto - Property	0	0	0	0	0	0	0	0	0	0	0	0	0	0	0	0
Book Account	0	0	0	0	0	0	0	0	0	0	0	0	0	0	0	0
Civil Rights	0	0	0	0	0	0	0	0	0	2	0	2	0	0	0	2
Complex Comme	0	0	0	0	0	0	0	0	0	0	0	0	0	1	1	1
Condemnation	0	0	0	0	0	0	0	0	0	0	0	0	0	0	0	0
Construction	0	0	0	0	0	0	0	0	0	0	0	0	0	0	0	0
Contract/Comme	0	0	0	0	0	3	2	4	9	0	0	0	0	0	0	9
Employment	0	0	0	0	0	0	0	0	0	0	0	0	0	0	0	0
Lieu of P. Writ	0	0	0	0	0	0	0	0	0	0	0	0	0	2	2	2
Medical Malprac	0	0	0	0	0	0	0	0	0	2	13	15	0	0	0	15
Name Change	0	0	0	0	0	0	0	0	0	0	0	0	0	0	0	0
Other Insurance	0	1	0	0	1	0	0	0	0	0	0	0	0	0	0	1
Other Mass Tort	0	0	0	0	0	0	0	0	0	0	0	0	0	0	0	0
Other Track 1	3	1	1	0	5	0	0	0	0	0	0	0	0	0	0	5
Other Track 3	0	0	0	0	0	0	0	0	0	4	0	4	0	0	0	4
Other Track 4	0	0	0	0	0	0	0	0	0	0	0	0	0	1	1	1
Personal Injury	0	0	0	0	0	9	5	6	20	0	0	0	0	0	0	20
Prod Liability	0	0	0	0	0	0	0	0	0	1	1	2	0	0	0	2
Prof Malpractic	0	0	0	0	0	0	0	0	0	2	2	4	0	0	0	4
PIP Coverage	0	0	0	0	0	0	0	0	0	0	0	0	0	0	0	0
Real Property	0	0	2	0	2	0	0	0	0	0	0	0	0	0	0	2
Tort Other	0	0	0	0	0	0	1	0	1	0	0	0	0	0	0	1
Toxic Tort	0	0	0	0	0	0	0	0	0	0	0	0	0	0	0	0
UM/UIM Bod Inj	0	0	0	0	0	1	0	0	1	0	0	0	0	0	0	1
Total	3	2	3	0	8	26	18	17	61	11	16	27	0	4	4	100

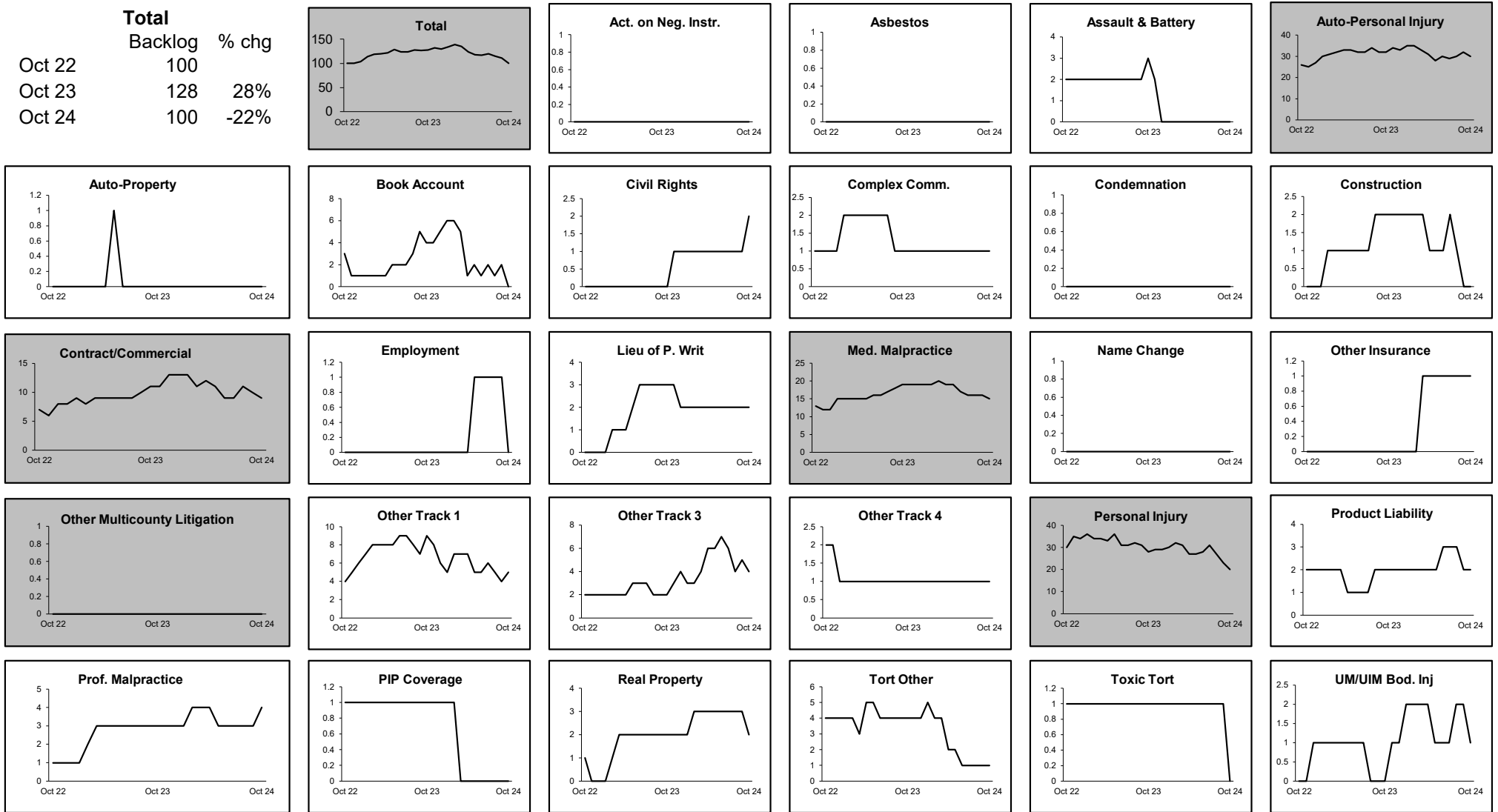
**CIVIL RESOLUTION SUMMARY BY CASETYPE
JULY 2024 - OCTOBER 2024
WARREN**

	Trial			Summary					Total	Percent resolved by						Monthly Resolutions
	Jury	Nonjury	Total	Judgment	Settlement	Default Judgment	Dismiss	Other		Trial	Sum Jud	Settle	Default J	Dismiss	Other	
Act on Neg Inst	0	0	0	0	0	0	0	0	0	0%	0%	0%	0%	0%	0%	
Asbestos	0	0	0	0	0	0	0	0	0	0%	0%	0%	0%	0%	0%	
Assault & Bat	0	0	0	0	0	0	0	0	0	0%	0%	0%	0%	0%	0%	
Auto - Pers Inj	0	0	0	0	8	2	20	4	34	0%	0%	24%	6%	59%	12%	
Auto - Property	0	0	0	0	0	1	1	1	3	0%	0%	0%	33%	33%	33%	
Book Account	0	0	0	2	7	2	11	1	23	0%	9%	30%	9%	48%	4%	
Civil Rights	0	0	0	0	0	0	1	0	1	0%	0%	0%	0%	100%	0%	
Complex Commerc	0	0	0	0	0	0	0	0	0	0%	0%	0%	0%	0%	0%	
Condemnation	0	0	0	0	1	0	0	1	2	0%	0%	50%	0%	0%	50%	
Construction	0	0	0	0	0	0	2	1	3	0%	0%	0%	0%	67%	33%	
Contract/Commer	0	1	1	0	9	4	12	2	28	4%	0%	32%	14%	43%	7%	
Employment	0	0	0	0	1	0	0	0	1	0%	0%	100%	0%	0%	0%	
Lieu of P. Writ	0	0	0	0	0	0	1	0	1	0%	0%	0%	0%	100%	0%	
Medical Malprac	0	1	1	0	1	0	2	1	5	20%	0%	20%	0%	40%	20%	
Name Change	0	0	0	0	0	0	1	13	14	0%	0%	0%	0%	7%	93%	
Other Insurance	0	0	0	0	0	0	0	0	0	0%	0%	0%	0%	0%	0%	
Other MCL	0	0	0	0	0	0	0	0	0	0%	0%	0%	0%	0%	0%	
Other Track 1	0	1	1	0	1	0	5	5	12	8%	0%	8%	0%	42%	42%	
Other Track 3	0	0	0	0	3	0	3	1	7	0%	0%	43%	0%	43%	14%	
Other Track 4	0	0	0	0	0	1	0	0	1	0%	0%	0%	100%	0%	0%	
Personal Injury	0	0	0	0	11	0	8	1	20	0%	0%	55%	0%	40%	5%	
Prod Liability	0	0	0	0	1	0	0	0	1	0%	0%	100%	0%	0%	0%	
Prof Malpractic	0	0	0	0	0	0	0	0	0	0%	0%	0%	0%	0%	0%	
PIP Coverage	0	0	0	0	0	0	1	0	1	0%	0%	0%	0%	100%	0%	
Real Property	0	0	0	0	1	0	0	0	1	0%	0%	100%	0%	0%	0%	
Tort Other	0	0	0	0	1	0	3	0	4	0%	0%	25%	0%	75%	0%	
Toxic Tort	0	0	0	0	0	0	1	0	1	0%	0%	0%	0%	100%	0%	
UM/UIM Bod Inj	0	0	0	0	1	0	1	0	2	0%	0%	50%	0%	50%	0%	
Total	0	3	3	2	46	10	73	31	165	2%	1%	28%	6%	44%	19%	



**CIVIL BACKLOG BY CASETYPE
OCTOBER 2024
WARREN**

	Total	Backlog	% chg
Oct 22		100	
Oct 23		128	28%
Oct 24		100	-22%



1) Casetypes with the state's largest backlogs are highlighted.

**CIVIL CASELOAD SUMMARY BY CASETYPE
OCTOBER 2024
STATE**

	Filings			Resolutions			Clearance		Backlog			Backlog Percent		Backlog Per 100 Monthly Filings		Active Pending		
	Jul 2023	Jul 2024	percent change	Jul 2023	Jul 2024	percent change	Oct 2024		Oct 2023	Oct 2024	percent change	Oct 2023	Oct 2024	Oct 2023	Oct 2024	Oct 2023	Oct 2024	percent change
	to	to		number	percent													
	Oct 2023	Oct 2024	Oct 2023	Oct 2024	Oct 2023	Oct 2024	Oct 2023	Oct 2024										
Act on Neg Inst	58	67	16%	37	44	19%	-23	66%	15	16	7%	16%	14%	136	112	93	114	23%
Asbestos	84	37	-56%	14	55	293%	18	149%	574	433	-25%	63%	66%	2,969	3,738	904	653	-28%
Assault & Bat	60	59	-2%	63	93	48%	34	158%	436	871	100%	57%	82%	3,608	6,876	762	1,062	39%
Auto - Pers Inj	7,359	7,783	6%	7,579	7,374	-3%	-409	95%	7,300	5,511	-25%	26%	20%	411	298	27,869	27,000	-3%
Auto - Property	330	354	7%	250	369	48%	15	104%	66	54	-18%	9%	7%	80	57	756	780	3%
Book Account	2,441	3,310	36%	2,042	2,657	30%	-653	80%	328	276	-16%	9%	6%	59	38	3,631	4,867	34%
Civil Rights	146	154	5%	115	119	3%	-35	77%	215	250	16%	34%	40%	694	714	639	630	-1%
Complex Commercial	88	100	14%	108	88	-19%	-12	88%	236	204	-14%	42%	42%	826	803	561	484	-14%
Condemnation	53	55	4%	62	38	-39%	-17	69%	42	39	-7%	28%	20%	357	234	149	200	34%
Construction	131	158	21%	143	161	13%	3	102%	239	178	-26%	40%	33%	710	487	595	547	-8%
Contract/Commercial	2,828	3,221	14%	2,797	3,052	9%	-169	95%	1,179	1,009	-14%	17%	13%	165	130	6,987	7,485	7%
Employment	103	113	10%	89	96	8%	-17	85%	69	64	-7%	23%	20%	284	236	298	320	7%
Lieu of P. Writ	166	146	-12%	162	174	7%	28	119%	114	109	-4%	21%	20%	277	288	538	558	4%
Medical Malpractice	296	319	8%	357	352	-1%	33	110%	1,161	1,087	-6%	45%	44%	1,488	1,338	2,558	2,475	-3%
Name Change	1,002	1,061	6%	971	1,162	20%	101	110%	3	6	100%	1%	1%	1	2	541	540	0%
Other Insurance	155	178	15%	134	159	19%	-19	89%	107	78	-27%	29%	22%	309	207	372	351	-6%
Other MCL	1,086	142	-87%	250	456	82%	314	321%	11,233	11,662	4%	80%	88%	9,594	32,097	14,030	13,240	-6%
Other Track 1	1,191	1,347	13%	1,092	1,290	18%	-57	96%	526	416	-21%	22%	18%	175	126	2,368	2,252	-5%
Other Track 3	792	753	-5%	692	764	10%	11	101%	677	606	-10%	22%	19%	349	300	3,091	3,275	6%
Other Track 4	68	50	-26%	78	72	-8%	22	144%	243	203	-16%	50%	51%	1,363	1,166	483	401	-17%
Personal Injury	3,116	3,112	0%	2,994	3,263	9%	151	105%	4,215	3,802	-10%	29%	28%	524	487	14,340	13,590	-5%
Prod Liability	79	87	10%	98	89	-9%	2	102%	121	107	-12%	32%	27%	468	470	379	400	6%
Prof Malpractice	145	135	-7%	160	189	18%	54	140%	343	296	-14%	37%	33%	982	844	939	899	-4%
PIP Coverage	63	56	-11%	71	67	-6%	11	120%	23	17	-26%	20%	19%	131	121	116	90	-22%
Real Property	122	115	-6%	111	107	-4%	-8	93%	80	71	-11%	30%	27%	264	252	269	265	-1%
Tort Other	589	594	1%	598	632	6%	38	106%	575	457	-21%	28%	25%	373	311	2,020	1,808	-10%
Toxic Tort	5	5	0%	11	8	-27%	3	160%	14	14	0%	39%	39%	988	840	36	36	0%
UM/UIB Bod Inj	401	415	3%	446	424	-5%	9	102%	316	273	-14%	21%	20%	300	264	1,485	1,391	-6%
Total	22,957	23,926	4%	21,524	23,354	9%	-572	98%	30,450	28,109	-8%	35%	33%	553	487	86,809	85,713	-1%

CIVIL BACKLOG SUMMARY BY CASETYPE

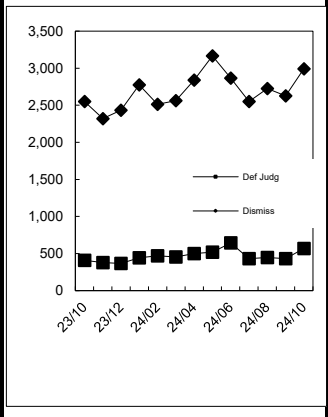
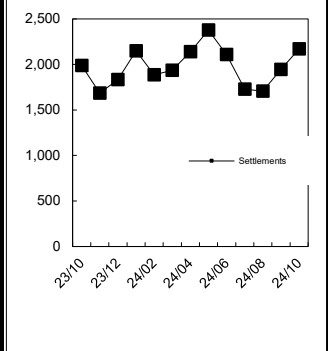
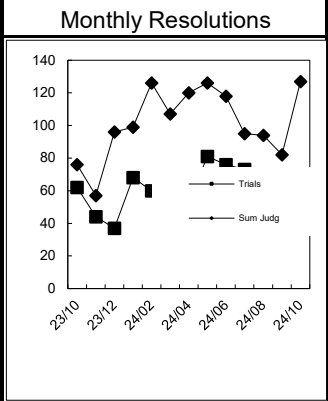
October 2024

STATE

	Cases in Backlog															
	Track 1					Track 2				Track 3			Track 4			Total Backlog
	12 to 18 months	18 to 24 months	24 to 36 months	over 36 months	Total Track 1	18 to 24 months	24 to 36 months	over 36 months	Total Track 2	24 to 36 months	over 36 months	Total Track 3	24 to 36 months	over 36 months	Total Track 4	
Act on Neg Inst	11	1	1	3	16	0	0	0	0	0	0	0	0	0	0	16
Asbestos	0	0	0	0	0	0	0	0	0	0	0	0	86	347	433	433
Assault & Bat	0	0	0	0	0	0	1	0	1	291	579	870	0	0	0	871
Auto - Pers Inj	0	0	0	0	0	2,721	1,908	880	5,509	0	2	2	0	0	0	5,511
Auto - Property	0	0	0	0	0	29	19	6	54	0	0	0	0	0	0	54
Book Account	161	52	36	14	263	9	3	0	12	0	0	0	1	0	1	276
Civil Rights	0	1	0	0	1	0	3	0	3	120	123	243	0	3	3	250
Complex Comme	0	0	0	0	0	0	0	0	0	0	0	0	72	132	204	204
Condemnation	0	0	0	1	1	0	0	0	0	15	23	38	0	0	0	39
Construction	0	0	0	0	0	49	49	79	177	0	1	1	0	0	0	178
Contract/Comme	1	0	1	0	2	415	353	238	1,006	1	0	1	0	0	0	1,009
Employment	0	0	0	0	0	25	22	17	64	0	0	0	0	0	0	64
Lieu of P. Writ	0	0	0	0	0	0	0	0	0	0	0	0	50	59	109	109
Medical Malprac	0	0	0	0	0	0	0	0	0	491	596	1,087	0	0	0	1,087
Name Change	4	1	1	0	6	0	0	0	0	0	0	0	0	0	0	6
Other Insurance	33	15	16	10	74	1	2	1	4	0	0	0	0	0	0	78
Other Mass Tort	0	0	0	0	0	0	0	0	0	0	0	0	1,317	10,345	11,662	11,662
Other Track 1	172	80	61	43	356	14	11	4	29	6	22	28	2	1	3	416
Other Track 3	0	0	0	0	0	0	0	0	0	339	267	606	0	0	0	606
Other Track 4	0	0	0	0	0	0	1	0	1	0	0	0	61	141	202	203
Personal Injury	1	0	0	0	1	1,822	1,334	575	3,731	28	42	70	0	0	0	3,802
Prod Liability	0	0	0	0	0	0	0	0	0	64	43	107	0	0	0	107
Prof Malpractic	0	0	0	0	0	1	0	0	1	153	142	295	0	0	0	296
PIP Coverage	5	5	4	2	16	0	0	1	1	0	0	0	0	0	0	17
Real Property	28	15	17	10	70	0	0	0	0	0	1	1	0	0	0	71
Tort Other	0	1	0	0	1	168	146	103	417	14	24	38	1	0	1	457
Toxic Tort	0	0	0	0	0	0	0	0	0	8	6	14	0	0	0	14
UM/UIM Bod Inj	0	0	0	0	0	146	89	38	273	0	0	0	0	0	0	273
Total	416	171	137	83	807	5,400	3,941	1,942	11,283	1,530	1,871	3,401	1,590	11,028	12,618	28,109

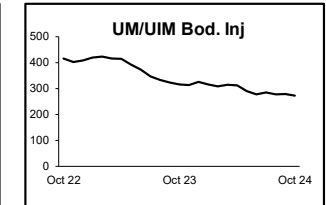
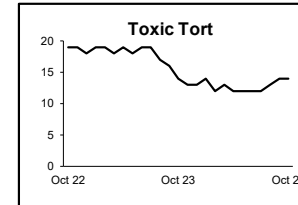
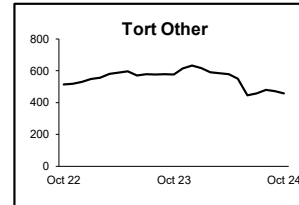
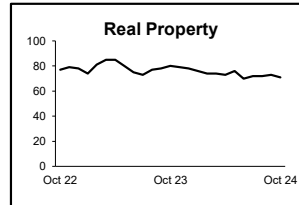
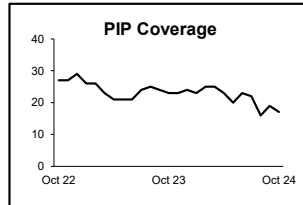
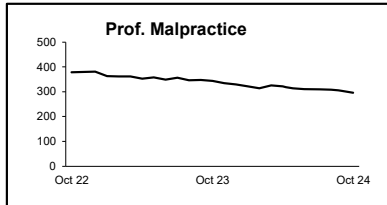
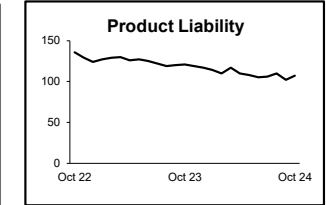
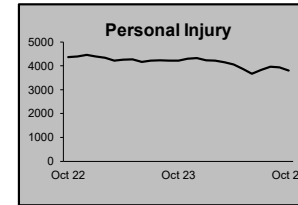
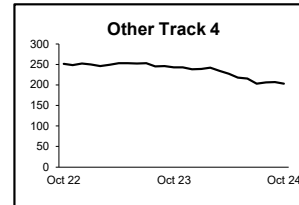
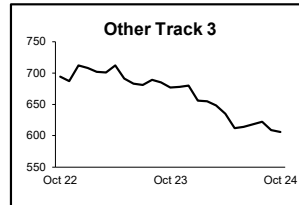
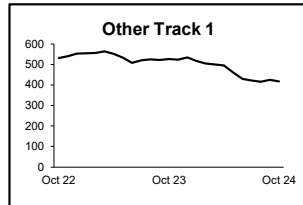
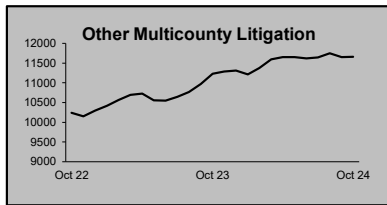
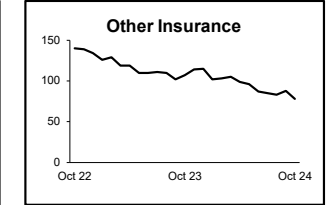
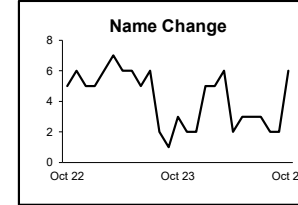
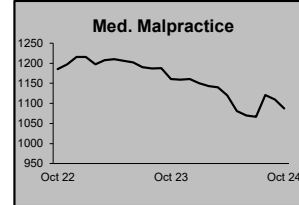
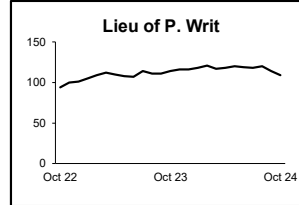
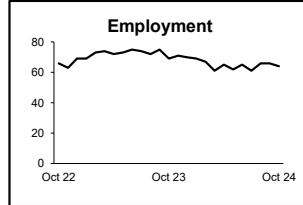
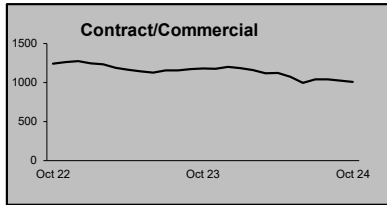
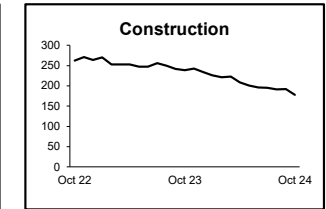
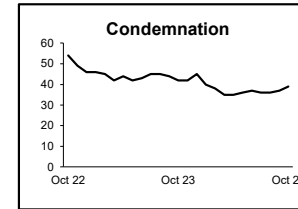
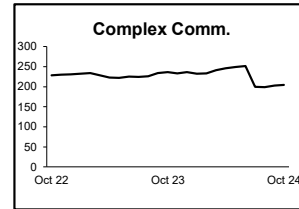
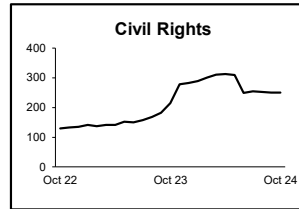
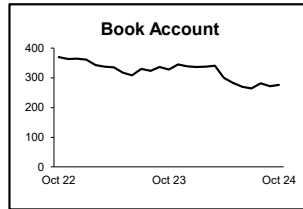
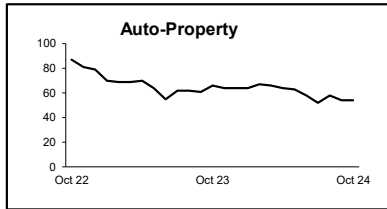
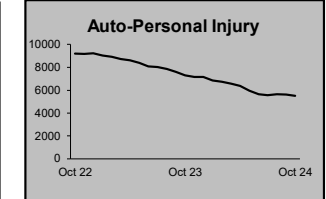
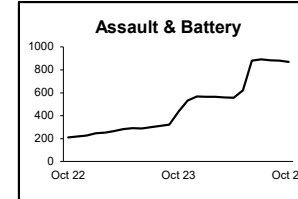
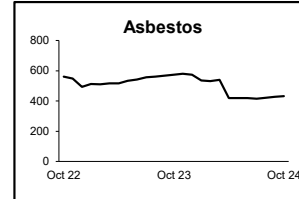
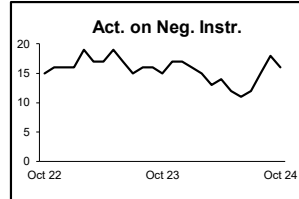
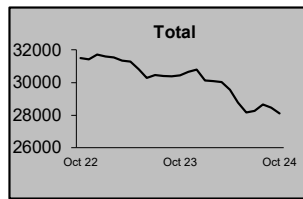
CIVIL RESOLUTION SUMMARY BY CASETYPE
JULY 2024 - OCTOBER 2024
STATE

	Trial			Summary					Total	Percent resolved by					
	Jury	Nonjury	Total	Judgment	Settlement	Default Judgment	Dismiss	Other		Trial	Sum Jud	Settle	Default J	Dismiss	Other
Act on Neg Inst	0	0	0	5	6	15	16	2	44	0%	11%	14%	34%	36%	5%
Asbestos	0	0	0	0	44	0	10	1	55	0%	0%	80%	0%	18%	2%
Assault & Bat	0	0	0	1	38	3	48	3	93	0%	1%	41%	3%	52%	3%
Auto - Pers Inj	66	2	68	53	3,008	43	3,903	299	7,374	1%	1%	41%	1%	53%	4%
Auto - Property	0	0	0	5	73	118	166	7	369	0%	1%	20%	32%	45%	2%
Book Account	1	7	8	74	613	909	1,018	35	2,657	0%	3%	23%	34%	38%	1%
Civil Rights	2	0	2	5	20	0	79	13	119	2%	4%	17%	0%	66%	11%
Complex Commerc	1	0	1	2	28	3	43	11	88	1%	2%	32%	3%	49%	13%
Condemnation	1	0	1	1	9	0	6	21	38	3%	3%	24%	0%	16%	55%
Construction	3	2	5	3	66	16	64	7	161	3%	2%	41%	10%	40%	4%
Contract/Commer	9	26	35	101	731	578	1,461	146	3,052	1%	3%	24%	19%	48%	5%
Employment	0	1	1	1	30	3	46	15	96	1%	1%	31%	3%	48%	16%
Lieu of P. Writ	1	18	19	8	26	0	101	20	174	11%	5%	15%	0%	58%	11%
Medical Malprac	24	1	25	7	164	0	130	26	352	7%	2%	47%	0%	37%	7%
Name Change	0	0	0	0	0	0	73	1,089	1,162	0%	0%	0%	0%	6%	94%
Other Insurance	0	1	1	10	31	11	88	18	159	1%	6%	19%	7%	55%	11%
Other MCL	0	0	0	0	95	0	357	4	456	0%	0%	21%	0%	78%	1%
Other Track 1	1	5	6	31	313	60	623	257	1,290	0%	2%	24%	5%	48%	20%
Other Track 3	7	2	9	10	284	3	365	93	764	1%	1%	37%	0%	48%	12%
Other Track 4	1	0	1	7	28	12	24	0	72	1%	10%	39%	17%	33%	0%
Personal Injury	26	0	26	53	1,403	26	1,533	222	3,263	1%	2%	43%	1%	47%	7%
Prod Liability	1	0	1	0	32	3	40	13	89	1%	0%	36%	3%	45%	15%
Prof Malpractic	3	0	3	5	94	0	75	12	189	2%	3%	50%	0%	40%	6%
PIP Coverage	0	0	0	1	23	0	37	6	67	0%	1%	34%	0%	55%	9%
Real Property	1	3	4	5	26	4	52	16	107	4%	5%	24%	4%	49%	15%
Tort Other	4	2	6	9	207	68	301	41	632	1%	1%	33%	11%	48%	6%
Toxic Tort	1	0	1	0	2	0	4	1	8	13%	0%	25%	0%	50%	13%
UM/UIIM Bod Inj	7	0	7	1	157	6	232	21	424	2%	0%	37%	1%	55%	5%
Total	160	70	230	398	7,551	1,881	10,895	2,399	23,354	1%	2%	32%	8%	47%	10%



CIVIL BACKLOG BY CASETYPE OCTOBER 2024 STATE

	Total Backlog	% chg
Oct 22	31,505	
Oct 23	30,450	-3%
Oct 24	28,109	-8%



1) Casetypes with the state's largest backlogs are highlighted.