



**New Jersey Judiciary  
CIVIL STATISTICS  
September 2024**

## TABLE OF CONTENTS

Introduction, Abbreviations, and Glossary	i
Tables and Graphs By County	1
Tables and Graphs by Case Type	
Atlantic	3
Bergen	7
Burlington	11
Camden	15
Cape May	19
Cumberland	23
Essex	27
Gloucester	31
Hudson	35
Hunterdon	39
Mercer	43
Middlesex	47
Monmouth	51
Morris	55
Ocean	59
Passaic	63
Salem	67
Somerset	71
Sussex	75
Union	79
Warren	83
State	87

## INTRODUCTION

CIVIL STATISTICS provides court year-to-date civil-law statistics for New Jersey's twenty-one counties. Data is compiled from a monthly statistical extract of the Automated Case Management System.

The report provides 4-page summaries of filings, resolutions, clearance, backlog, and active pending by case type for counties and the state. Case type categories are based on the Case Information Statement (CIS). Some categories are consolidated as shown in the table on the next page.

## GLOSSARY

**Filings:** Filings include new, reopened, reactivated, and transferred cases

**Resolutions:** Include trials, summary judgments, settlements, default judgments dismissals, inactivations, transfers, and other summary matters

**Clearance:** Resolutions minus filings

**Backlog:** Cases over case processing goal as listed below. Cases are aged from date of complaint exclusive of inactive and closed time.

    Track 1 backlog = over 12 months

    Track 2 backlog = over 18 months

    Track 3 backlog = over 24 months

    Track 4 backlog = over 24 months

**Backlog Per 100 Monthly Filings:**  $(\text{backlog}) / (\text{average monthly filings in previous court year}) * 100$

**Active Pending:** Cases not resolved. Does not include inactive cases.

CIVIL STATISTICS is produced by the Administrative Office of the Courts' Quantitative Research Unit. Questions or comments can be directed to:

Quantitative Research Unit: PO Box 037, Trenton, NJ 08625  
(609) 815-2900 x52530

## CASE TYPE ABBREVIATIONS

### TRACK I

Action on Negotiable Instrument (Act on New Inst)

Book Account

Name Change

Other Insurance Claim Including Declaratory Judgment Actions (other insurance)

PIP Coverage

Real Property

Other Track 1: Forfeiture, Summary Action, UM or UIM Claim, Lemon Law, Open Public Records Act, Tenancy, Miscellaneous, No Show Jurors  
UM/UIM Coverage

### TRACK II

Auto Negligence - Personal Injury

Auto Negligence - Property Damage

Construction

Contract/Commercial Transactions

Employment other than CEPA or LAD

Personal Injury

Tort - Other

UM/UIM Bodily Injury

### TRACK III

Assault and Battery

Civil Rights

Condemnation

Medical Malpractice

Product Liability

Professional Malpractice

Toxic Tort

Other Track 3: Defamation, Inverse Condemnation, Whistle Blower/Conscientious, Employee Protection Act, Law Against Discrimination

### TRACK IV

Action in Lieu of Prerogative Writ (Lieu of P. Writ)

Asbestos

Complex Commercial

Other Multicounty Litigation (formerly "mass tort") and/or Centrally Managed Cases:

Abilify, Allergen Biocell Textured Breast Implants, Asbestos, DePuy ASR Hip Implant, Elmiron

Pelvic Mesh - Bard, Pelvic Mesh - Gynecare, Physiomesh, Pinnacle Metal -on- Metal (MoM) Hip Implants,

Proceed Surgical Mesh/Proceed Ventral Patch, Prolene Hernia System Mesh, Proton-Pump Inhibitors, Singulair,

Strattice Hernia Mesh, Stryker Hip/ABG II, Stryker LFIT CoCr V40 Femoral Heads, Stryker Trident Hip Implants,

Talc-Powder, Tassigna, Taxotere/Docetaxel, Zostavax.

Other Track 4: Complex Construction, Cullen Lit., Environmental Coverage Litigation, False Claims, Insurance Fraud, Mt. Laurel

**CIVIL CASELOAD SUMMARY BY COUNTY  
SEPTEMBER 2024  
STATE**

	Filings			Resolutions			Clearance		Backlog			Backlog Percent		Backlog Per 100 Monthly Filings		Active Pending		
	Sep 2023 to Sep 2023	Sep 2024 to Sep 2024	percent change	Sep 2023 to Sep 2023	Sep 2024 to Sep 2024	percent change	Sep 2024		Sep 2023	Sep 2024	percent change	Sep 2023	Sep 2024	Sep 2023	Sep 2024	Sep 2023	Sep 2024	percent change
							number	percent										
Atlantic	1,523	<b>676</b>	-56%	589	<b>704</b>	20%	<b>28</b>	<b>104%</b>	4,692	<b>5,658</b>	21%	51%	<b>63%</b>	1,551	<b>2,523</b>	9,133	<b>9,003</b>	-1%
Bergen	1,903	<b>1,996</b>	5%	1,916	<b>2,041</b>	7%	<b>45</b>	<b>102%</b>	4,889	<b>4,354</b>	-11%	43%	<b>40%</b>	794	<b>662</b>	11,322	<b>10,751</b>	-5%
Burlington	627	<b>705</b>	12%	640	<b>595</b>	-7%	<b>-110</b>	<b>84%</b>	333	<b>314</b>	-6%	15%	<b>13%</b>	153	<b>137</b>	2,263	<b>2,435</b>	8%
Camden	940	<b>1,020</b>	9%	1,027	<b>956</b>	-7%	<b>-64</b>	<b>94%</b>	537	<b>477</b>	-11%	16%	<b>14%</b>	167	<b>143</b>	3,463	<b>3,507</b>	1%
Cape May	121	<b>123</b>	2%	121	<b>124</b>	2%	<b>1</b>	<b>101%</b>	95	<b>103</b>	8%	18%	<b>19%</b>	218	<b>241</b>	534	<b>529</b>	-1%
Cumberland	202	<b>188</b>	-7%	192	<b>212</b>	10%	<b>24</b>	<b>113%</b>	156	<b>145</b>	-7%	21%	<b>19%</b>	238	<b>217</b>	751	<b>755</b>	1%
Essex	2,266	<b>2,447</b>	8%	2,298	<b>2,486</b>	8%	<b>39</b>	<b>102%</b>	4,917	<b>4,226</b>	-14%	38%	<b>34%</b>	650	<b>533</b>	13,107	<b>12,530</b>	-4%
Gloucester	374	<b>413</b>	10%	383	<b>407</b>	6%	<b>-6</b>	<b>99%</b>	267	<b>262</b>	-2%	19%	<b>18%</b>	212	<b>191</b>	1,414	<b>1,478</b>	5%
Hudson	1,215	<b>1,339</b>	10%	1,186	<b>1,205</b>	2%	<b>-134</b>	<b>90%</b>	1,449	<b>1,131</b>	-22%	27%	<b>21%</b>	361	<b>268</b>	5,383	<b>5,361</b>	0%
Hunterdon	129	<b>155</b>	20%	107	<b>146</b>	36%	<b>-9</b>	<b>94%</b>	169	<b>171</b>	1%	31%	<b>29%</b>	411	<b>366</b>	539	<b>592</b>	10%
Mercer	661	<b>679</b>	3%	678	<b>625</b>	-8%	<b>-54</b>	<b>92%</b>	839	<b>848</b>	1%	29%	<b>29%</b>	393	<b>386</b>	2,889	<b>2,928</b>	1%
Middlesex	1,947	<b>1,855</b>	-5%	1,742	<b>2,011</b>	15%	<b>156</b>	<b>108%</b>	6,421	<b>6,114</b>	-5%	49%	<b>48%</b>	1,010	<b>940</b>	13,127	<b>12,795</b>	-3%
Monmouth	1,082	<b>1,174</b>	9%	1,037	<b>1,032</b>	0%	<b>-142</b>	<b>88%</b>	1,174	<b>848</b>	-28%	25%	<b>19%</b>	337	<b>224</b>	4,718	<b>4,545</b>	-4%
Morris	594	<b>660</b>	11%	560	<b>615</b>	10%	<b>-45</b>	<b>93%</b>	735	<b>522</b>	-29%	28%	<b>20%</b>	373	<b>239</b>	2,657	<b>2,566</b>	-3%
Ocean	756	<b>893</b>	18%	795	<b>778</b>	-2%	<b>-115</b>	<b>87%</b>	817	<b>740</b>	-9%	24%	<b>21%</b>	313	<b>262</b>	3,373	<b>3,480</b>	3%
Passaic	940	<b>1,035</b>	10%	957	<b>992</b>	4%	<b>-43</b>	<b>96%</b>	890	<b>879</b>	-1%	22%	<b>20%</b>	289	<b>259</b>	4,068	<b>4,332</b>	6%
Salem	51	<b>79</b>	55%	63	<b>63</b>	0%	<b>-16</b>	<b>80%</b>	44	<b>32</b>	-27%	23%	<b>14%</b>	221	<b>132</b>	193	<b>236</b>	22%
Somerset	420	<b>465</b>	11%	335	<b>461</b>	38%	<b>-4</b>	<b>99%</b>	522	<b>480</b>	-8%	30%	<b>26%</b>	396	<b>323</b>	1,747	<b>1,819</b>	4%
Sussex	159	<b>173</b>	9%	124	<b>156</b>	26%	<b>-17</b>	<b>90%</b>	141	<b>105</b>	-26%	24%	<b>19%</b>	297	<b>205</b>	591	<b>552</b>	-7%
Union	1,150	<b>1,282</b>	11%	1,048	<b>1,068</b>	2%	<b>-214</b>	<b>83%</b>	1,175	<b>941</b>	-20%	24%	<b>18%</b>	306	<b>230</b>	4,961	<b>5,193</b>	5%
Warren	101	<b>118</b>	17%	92	<b>116</b>	26%	<b>-2</b>	<b>98%</b>	127	<b>111</b>	-13%	31%	<b>27%</b>	385	<b>313</b>	405	<b>411</b>	1%
<b>Total</b>	<b>17,161</b>	<b>17,475</b>	<b>2%</b>	<b>15,890</b>	<b>16,793</b>	<b>6%</b>	<b>-682</b>	<b>96%</b>	<b>30,389</b>	<b>28,461</b>	<b>-6%</b>	<b>35%</b>	<b>33%</b>	<b>555</b>	<b>498</b>	<b>86,638</b>	<b>85,798</b>	<b>-1%</b>

**CIVIL BACKLOG SUMMARY BY CASETYPE**

**September 2024**

**STATE**

	<b>Cases in Backlog</b>															
	Track 1					Track 2				Track 3			Track 4			Total Backlog
	12 to 18 months	18 to 24 months	24 to 36 months	over 36 months	Total Track 1	18 to 24 months	24 to 36 months	over 36 months	Total Track 2	24 to 36 months	over 36 months	Total Track 3	24 to 36 months	over 36 months	Total Track 4	
Atlantic	20	5	4	8	37	188	134	51	373	42	31	73	1,115	4,060	5,175	5,658
Bergen	41	22	8	1	72	652	475	168	1,295	146	146	292	346	2,349	2,695	4,354
Burlington	0	0	0	0	0	149	59	17	225	44	31	75	8	6	14	314
Camden	15	7	4	0	26	200	96	24	320	68	48	116	2	13	15	477
Cape May	0	0	1	2	3	32	21	3	56	28	11	39	1	4	5	103
Cumberland	4	6	1	1	12	43	44	8	95	18	14	32	1	5	6	145
Essex	77	48	32	25	182	1,122	1,088	837	3,047	427	483	910	25	62	87	4,226
Gloucester	17	5	3	3	28	92	58	18	168	28	22	50	5	11	16	262
Hudson	47	15	14	14	90	467	242	118	827	62	71	133	32	49	81	1,131
Hunterdon	3	1	5	1	10	30	36	31	97	25	29	54	4	6	10	171
Mercer	6	2	2	2	12	173	159	95	427	183	202	385	12	12	24	848
Middlesex	28	11	5	0	44	780	511	187	1,478	171	111	282	126	4,184	4,310	6,114
Monmouth	43	13	11	8	75	296	176	82	554	96	78	174	21	24	45	848
Morris	5	0	1	0	6	174	112	11	297	87	102	189	10	20	30	522
Ocean	30	8	15	4	57	244	220	78	542	70	65	135	2	4	6	740
Passaic	19	11	11	7	48	301	197	92	590	126	93	219	7	15	22	879
Salem	0	2	1	1	4	12	6	2	20	3	2	5	1	2	3	32
Somerset	6	4	1	1	12	135	129	89	353	32	51	83	17	15	32	480
Sussex	0	1	1	0	2	44	24	5	73	12	16	28	0	2	2	105
Union	40	22	17	8	87	368	214	105	687	61	78	139	5	23	28	941
Warren	4	3	3	0	10	30	20	19	69	10	18	28	0	4	4	111
<b>Total</b>	<b>405</b>	<b>186</b>	<b>140</b>	<b>86</b>	<b>817</b>	<b>5,532</b>	<b>4,021</b>	<b>2,040</b>	<b>11,593</b>	<b>1,739</b>	<b>1,702</b>	<b>3,441</b>	<b>1,740</b>	<b>10,870</b>	<b>12,610</b>	<b>28,461</b>

**CIVIL CASELOAD SUMMARY BY CASETYPE  
SEPTEMBER 2024  
ATLANTIC**

	Filings			Resolutions			Clearance		Backlog			Backlog Percent		Backlog Per 100 Monthly Filings		Active Pending		
	Sep 2023	Sep 2024	percent change	Sep 2023	Sep 2024	percent change	Sep 2024		Sep 2023	Sep 2024	percent change	Sep 2023	Sep 2024	Sep 2023	Sep 2024	Sep 2023	Sep 2024	percent change
	to Sep 2023	to Sep 2024		number	percent													
	Sep 2023	Sep 2024	change	Sep 2023	Sep 2024	change	number	percent	Sep 2023	Sep 2024	change	Sep 2023	Sep 2024	Sep 2023	Sep 2024	change	Sep 2023	Sep 2024
Act on Neg Inst	0	1		1	1	0%	0	100%	0	0	0%	0%	0%	0	0	1	1	0%
Asbestos	0	0	0%	0	0	0%	0	100%	0	0	0%	0%	0%	0	0	0	0	0%
Assault & Bat	2	2	0%	1	5	400%	3	250%	4	5	25%	27%	50%	1,200	1,000	15	10	-33%
Auto - Pers Inj	161	141	-12%	168	161	-4%	20	114%	184	158	-14%	23%	23%	341	327	794	696	-12%
Auto - Property	6	5	-17%	5	11	120%	6	220%	0	1		0%	4%	0	29	21	24	14%
Book Account	73	100	37%	57	112	96%	12	112%	9	8	-11%	5%	5%	34	27	170	170	0%
Civil Rights	3	6	100%	4	3	-25%	-3	50%	8	5	-38%	35%	24%	640	333	23	21	-9%
Complex Comm	1	2	100%	1	1	0%	-1	50%	4	2	-50%	44%	40%	600	600	9	5	-44%
Condemnation	0	0	0%	0	0	0%	0	100%	0	0	0%	0%	0%	0	0	0	0	0%
Construction	9	12	33%	7	5	-29%	-7	42%	7	11	57%	26%	31%	336	471	27	35	30%
Contract/Comm	61	78	28%	65	47	-28%	-31	60%	23	22	-4%	12%	10%	97	97	200	221	11%
Employment	0	2		3	5	67%	3	250%	1	4	300%	8%	40%	109	343	12	10	-17%
Lieu of P. Writ	3	2	-33%	1	3	200%	1	150%	3	1	-67%	20%	8%	300	86	15	13	-13%
Medical Malprac	8	5	-38%	11	10	-9%	5	200%	41	29	-29%	49%	38%	1,968	1,088	83	77	-7%
Name Change	24	18	-25%	16	36	125%	18	200%	0	0	0%	0%	0%	0	0	19	14	-26%
Other Insurance	6	1	-83%	8	2	-75%	1	200%	3	5	67%	25%	56%	257	600	12	9	-25%
Other MCL	928	96	-90%	30	85	183%	-11	89%	4,156	5,167	24%	63%	77%	3,993	17,615	6,645	6,677	0%
Other Track 1	50	45	-10%	39	39	0%	-6	87%	28	21	-25%	24%	21%	201	168	118	99	-16%
Other Track 3	28	26	-7%	23	28	22%	2	108%	32	27	-16%	21%	19%	380	352	154	141	-8%
Other Track 4	3	0	-100%	1	1	0%	1	100%	7	5	-29%	54%	50%	1,200	1,500	13	10	-23%
Personal Injury	117	96	-18%	108	110	2%	14	115%	128	153	20%	21%	26%	330	414	599	586	-2%
Prod Liability	5	5	0%	4	7	75%	2	140%	5	1	-80%	28%	4%	286	38	18	27	50%
Prof Malpractic	1	2	100%	0	3		1	150%	11	6	-45%	41%	21%	1,320	450	27	28	4%
PIP Coverage	0	0	0%	2	1	-50%	1	100%	2	1	-50%	67%	25%	400	240	3	4	33%
Real Property	4	5	25%	2	3	50%	-2	60%	3	2	-33%	27%	25%	277	218	11	8	-27%
Tort Other	15	18	20%	17	11	-35%	-7	61%	18	15	-17%	25%	23%	338	333	71	64	-10%
Toxic Tort	0	0	0%	0	0	0%	0	100%	1	0	-100%	50%	0%	0	0	2	1	-50%
UM/UIM Bod Inj	15	8	-47%	15	14	-7%	6	175%	14	9	-36%	20%	17%	295	225	71	52	-27%
<b>Total</b>	<b>1,523</b>	<b>676</b>	<b>-56%</b>	<b>589</b>	<b>704</b>	<b>20%</b>	<b>28</b>	<b>104%</b>	<b>4,692</b>	<b>5,658</b>	<b>21%</b>	<b>51%</b>	<b>63%</b>	<b>1,551</b>	<b>2,523</b>	<b>9,133</b>	<b>9,003</b>	<b>-1%</b>

**CIVIL BACKLOG SUMMARY BY CASETYPE**

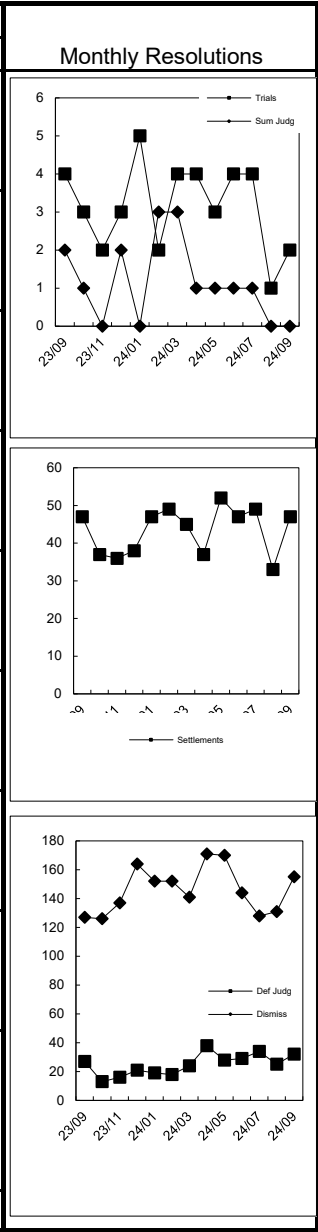
**September 2024**

**ATLANTIC**

	<b>Cases in Backlog</b>															
	Track 1					Track 2				Track 3			Track 4			Total Backlog
	12 to 18 months	18 to 24 months	24 to 36 months	over 36 months	Total Track 1	18 to 24 months	24 to 36 months	over 36 months	Total Track 2	24 to 36 months	over 36 months	Total Track 3	24 to 36 months	over 36 months	Total Track 4	
Act on Neg Inst	0	0	0	0	0	0	0	0	0	0	0	0	0	0	0	0
Asbestos	0	0	0	0	0	0	0	0	0	0	0	0	0	0	0	0
Assault & Bat	0	0	0	0	0	0	0	0	0	4	1	5	0	0	0	0
Auto - Pers Inj	0	0	0	0	0	71	66	21	158	0	0	0	0	0	0	0
Auto - Property	0	0	0	0	0	1	0	0	1	0	0	0	0	0	0	0
Book Account	6	1	0	1	8	0	0	0	0	0	0	0	0	0	0	0
Civil Rights	0	0	0	0	0	0	0	0	0	2	3	5	0	0	0	0
Complex Commerc	0	0	0	0	0	0	0	0	0	0	0	0	1	1	2	2
Condemnation	0	0	0	0	0	0	0	0	0	0	0	0	0	0	0	0
Construction	0	0	0	0	0	4	4	3	11	0	0	0	0	0	0	0
Contract/Commer	0	0	0	0	0	16	3	3	22	0	0	0	0	0	0	0
Employment	0	0	0	0	0	2	2	0	4	0	0	0	0	0	0	0
Lieu of P. Writ	0	0	0	0	0	0	0	0	0	0	0	0	1	0	1	1
Medical Malprac	0	0	0	0	0	0	0	0	0	12	17	29	0	0	0	0
Name Change	0	0	0	0	0	0	0	0	0	0	0	0	0	0	0	0
Other Insurance	3	0	0	2	5	0	0	0	0	0	0	0	0	0	0	0
Other Mass Tort	0	0	0	0	0	0	0	0	0	0	0	0	1,113	4,054	5,167	5,167
Other Track 1	9	4	3	5	21	0	0	0	0	0	0	0	0	0	0	0
Other Track 3	0	0	0	0	0	0	0	0	0	20	7	27	0	0	0	0
Other Track 4	0	0	0	0	0	0	0	0	0	0	0	0	0	5	5	5
Personal Injury	0	0	0	0	0	81	52	20	153	0	0	0	0	0	0	0
Prod Liability	0	0	0	0	0	0	0	0	0	1	0	1	0	0	0	0
Prof Malpractic	0	0	0	0	0	0	0	0	0	3	3	6	0	0	0	0
PIP Coverage	0	0	1	0	1	0	0	0	0	0	0	0	0	0	0	0
Real Property	2	0	0	0	2	0	0	0	0	0	0	0	0	0	0	0
Tort Other	0	0	0	0	0	9	4	2	15	0	0	0	0	0	0	0
Toxic Tort	0	0	0	0	0	0	0	0	0	0	0	0	0	0	0	0
UM/UIM Bod Inj	0	0	0	0	0	4	3	2	9	0	0	0	0	0	0	0
<b>Total</b>	<b>20</b>	<b>5</b>	<b>4</b>	<b>8</b>	<b>37</b>	<b>188</b>	<b>134</b>	<b>51</b>	<b>373</b>	<b>42</b>	<b>31</b>	<b>73</b>	<b>1,115</b>	<b>4,060</b>	<b>5,175</b>	<b>5,658</b>

**CIVIL RESOLUTION SUMMARY BY CASETYPE  
JULY 2024 - SEPTEMBER 2024  
ATLANTIC**

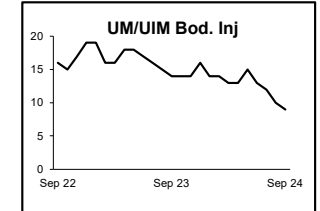
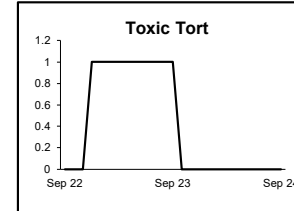
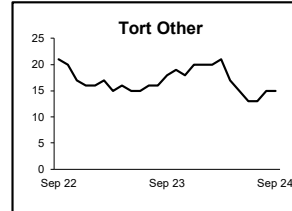
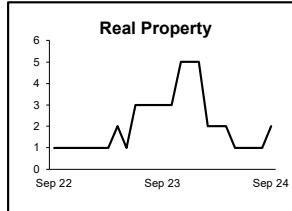
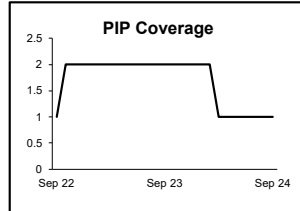
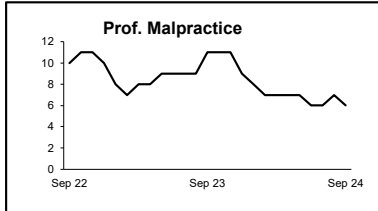
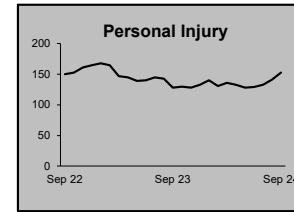
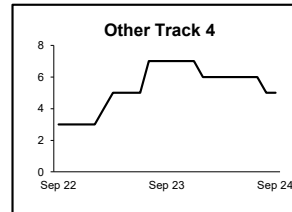
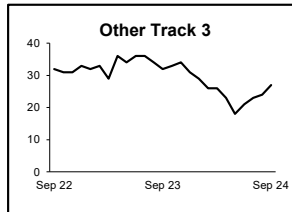
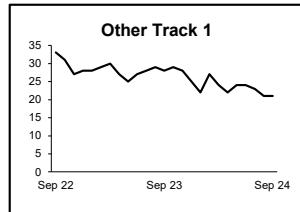
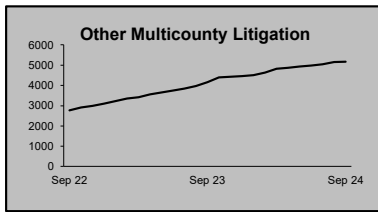
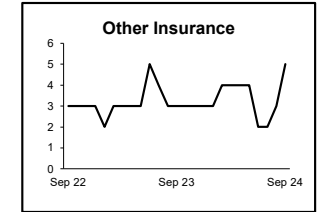

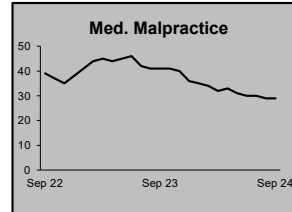
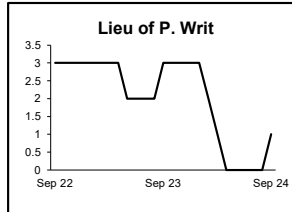
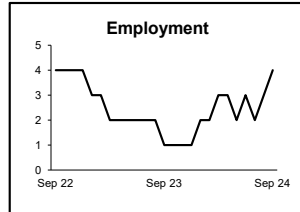
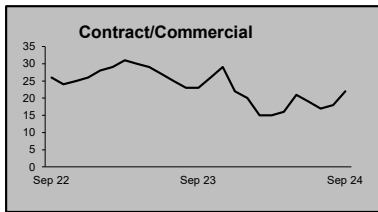
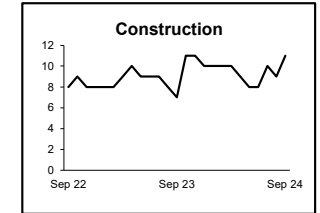
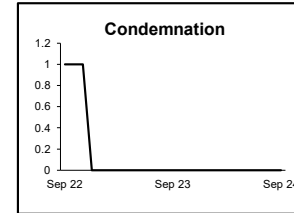
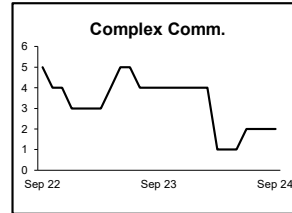
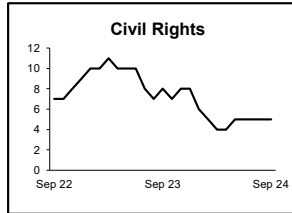
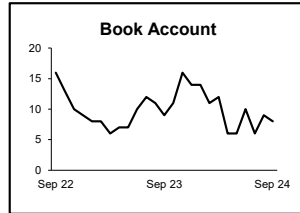
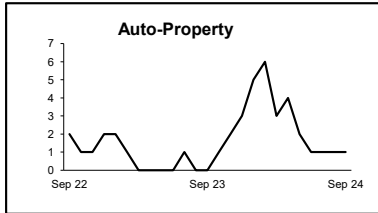
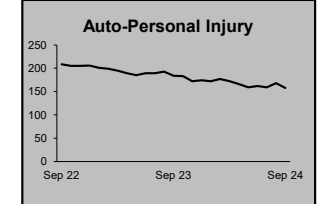
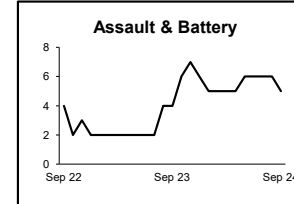
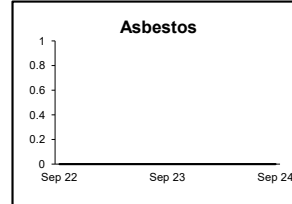
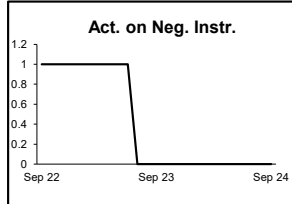
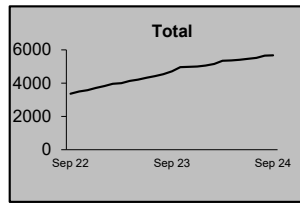
	Trial			Summary					Total	Percent resolved by					
	Jury	Nonjury	Total	Judgment	Settlement	Default Judgment	Dismiss	Other		Trial	Sum Jud	Settle	Default J	Dismiss	Other
Act on Neg Inst	0	0	0	0	0	1	0	0	1	0%	0%	0%	100%	0%	0%
Asbestos	0	0	0	0	0	0	0	0	0	0%	0%	0%	0%	0%	0%
Assault & Bat	0	0	0	0	0	0	5	0	5	0%	0%	0%	0%	100%	0%
Auto - Pers Inj	1	0	1	0	45	1	110	4	161	1%	0%	28%	1%	68%	2%
Auto - Property	0	0	0	0	2	4	5	0	11	0%	0%	18%	36%	45%	0%
Book Account	0	0	0	0	17	64	31	0	112	0%	0%	15%	57%	28%	0%
Civil Rights	0	0	0	0	0	0	2	1	3	0%	0%	0%	0%	67%	33%
Complex Commerc	0	0	0	0	0	0	1	0	1	0%	0%	0%	0%	100%	0%
Condemnation	0	0	0	0	0	0	0	0	0	0%	0%	0%	0%	0%	0%
Construction	0	0	0	0	2	2	1	0	5	0%	0%	40%	40%	20%	0%
Contract/Commer	0	0	0	0	6	12	27	2	47	0%	0%	13%	26%	57%	4%
Employment	0	0	0	0	1	0	4	0	5	0%	0%	20%	0%	80%	0%
Lieu of P. Writ	0	0	0	0	1	0	1	1	3	0%	0%	33%	0%	33%	33%
Medical Malprac	2	0	2	0	4	0	4	0	10	20%	0%	40%	0%	40%	0%
Name Change	0	0	0	0	0	0	1	35	36	0%	0%	0%	0%	3%	97%
Other Insurance	0	0	0	0	0	0	2	0	2	0%	0%	0%	0%	100%	0%
Other MCL	0	0	0	0	0	0	85	0	85	0%	0%	0%	0%	100%	0%
Other Track 1	1	0	1	0	9	4	16	9	39	3%	0%	23%	10%	41%	23%
Other Track 3	0	0	0	0	6	0	21	1	28	0%	0%	21%	0%	75%	4%
Other Track 4	0	0	0	0	0	1	0	0	1	0%	0%	0%	100%	0%	0%
Personal Injury	1	0	1	0	28	1	72	8	110	1%	0%	25%	1%	65%	7%
Prod Liability	0	0	0	0	1	0	6	0	7	0%	0%	14%	0%	86%	0%
Prof Malpractic	0	0	0	0	2	0	1	0	3	0%	0%	67%	0%	33%	0%
PIP Coverage	0	0	0	0	0	0	1	0	1	0%	0%	0%	0%	100%	0%
Real Property	0	0	0	0	1	0	2	0	3	0%	0%	33%	0%	67%	0%
Tort Other	0	0	0	0	4	0	6	1	11	0%	0%	36%	0%	55%	9%
Toxic Tort	0	0	0	0	0	0	0	0	0	0%	0%	0%	0%	0%	0%
UM/UIM Bod Inj	2	0	2	1	0	1	10	0	14	14%	7%	0%	7%	71%	0%
<b>Total</b>	<b>7</b>	<b>0</b>	<b>7</b>	<b>1</b>	<b>129</b>	<b>91</b>	<b>414</b>	<b>62</b>	<b>704</b>	<b>1%</b>	<b>0%</b>	<b>18%</b>	<b>13%</b>	<b>59%</b>	<b>9%</b>





**CIVIL BACKLOG BY CASETYPE  
SEPTEMBER 2024  
ATLANTIC**

	<b>Total</b>	<b>Backlog</b>	<b>% chg</b>
Sep 22		3,363	
Sep 23		4,692	40%
Sep 24		5,658	21%



1) Casetypes with the state's largest backlogs are highlighted.

**CIVIL CASELOAD SUMMARY BY CASETYPE  
SEPTEMBER 2024  
BERGEN**

	Filings			Resolutions			Clearance		Backlog			Backlog Percent		Backlog Per 100 Monthly Filings		Active Pending		
	Sep 2023 to Sep 2023	Sep 2024 to Sep 2024	percent change	Sep 2023 to Sep 2023	Sep 2024 to Sep 2024	percent change	Sep 2024		Sep 2023	Sep 2024	percent change	Sep 2023	Sep 2024	Sep 2023	Sep 2024	Sep 2023	Sep 2024	percent change
							number	percent										
Act on Neg Inst	8	4	-50%	3	9	200%	5	225%	2	2	0%	13%	20%	133	160	15	10	-33%
Asbestos	0	0	0%	0	0	0%	0	100%	0	0	0%	0%	0%	0	0	0	0	0%
Assault & Bat	4	5	25%	2	13	550%	8	260%	26	17	-35%	51%	52%	1,950	1,700	51	33	-35%
Auto - Pers Inj	594	653	10%	655	656	0%	3	100%	875	607	-31%	28%	20%	457	288	3,148	3,000	-5%
Auto - Property	13	17	31%	18	33	83%	16	194%	6	5	-17%	8%	7%	79	58	78	69	-12%
Book Account	248	293	18%	180	266	48%	-27	91%	48	30	-38%	10%	5%	64	33	496	576	16%
Civil Rights	8	16	100%	5	8	60%	-8	50%	8	19	138%	19%	40%	384	844	43	47	9%
Complex Commerc	10	14	40%	11	7	-36%	-7	50%	25	25	0%	34%	35%	600	588	73	71	-3%
Condemnation	0	1		2	0	-100%	-1	0%	1	2	100%	20%	25%	200	1,200	5	8	60%
Construction	13	23	77%	16	17	6%	-6	74%	32	35	9%	40%	36%	651	583	81	97	20%
Contract/Commer	273	293	7%	270	260	-4%	-33	89%	157	122	-22%	18%	13%	168	129	874	925	6%
Employment	5	13	160%	7	8	14%	-5	62%	9	7	-22%	32%	24%	360	247	28	29	4%
Lieu of P. Writ	17	18	6%	20	17	-15%	-1	94%	11	6	-45%	23%	13%	300	133	48	46	-4%
Medical Malprac	20	24	20%	32	28	-13%	4	117%	153	142	-7%	51%	50%	1,818	1,608	301	283	-6%
Name Change	71	82	15%	67	82	22%	0	100%	0	0	0%	0%	0%	0	0	53	60	13%
Other Insurance	18	19	6%	12	13	8%	-6	68%	5	17	240%	11%	32%	94	329	45	53	18%
Other MCL	101	18	-82%	135	70	-48%	52	389%	2,854	2,646	-7%	84%	93%	16,465	40,708	3,383	2,845	-16%
Other Track 1	90	89	-1%	67	118	76%	29	133%	15	14	-7%	9%	10%	51	40	174	145	-17%
Other Track 3	55	48	-13%	44	42	-5%	-6	88%	42	63	50%	15%	18%	233	311	282	344	22%
Other Track 4	2	7	250%	13	5	-62%	-2	71%	25	17	-32%	58%	38%	1,364	816	43	45	5%
Personal Injury	241	227	-6%	223	269	21%	42	119%	454	449	-1%	29%	31%	530	558	1,574	1,465	-7%
Prod Liability	7	17	143%	9	7	-22%	-10	41%	11	3	-73%	35%	3%	489	44	31	89	187%
Prof Malpractic	10	11	10%	24	18	-25%	7	164%	43	44	2%	42%	41%	1,474	978	102	108	6%
PIP Coverage	5	3	-40%	7	5	-29%	2	167%	3	2	-33%	19%	18%	138	133	16	11	-31%
Real Property	14	6	-57%	12	9	-25%	3	150%	5	9	80%	15%	31%	143	300	34	29	-15%
Tort Other	51	60	18%	48	49	2%	-11	82%	50	53	6%	24%	24%	294	324	212	224	6%
Toxic Tort	1	0	-100%	2	0	-100%	0	100%	2	2	0%	40%	67%	800	2,400	5	3	-40%
UM/UIM Bod Inj	24	35	46%	32	32	0%	-3	91%	27	16	-41%	21%	12%	309	143	127	136	7%
<b>Total</b>	<b>1,903</b>	<b>1,996</b>	<b>5%</b>	<b>1,916</b>	<b>2,041</b>	<b>7%</b>	<b>45</b>	<b>102%</b>	<b>4,889</b>	<b>4,354</b>	<b>-11%</b>	<b>43%</b>	<b>40%</b>	<b>794</b>	<b>662</b>	<b>11,322</b>	<b>10,751</b>	<b>-5%</b>

**CIVIL BACKLOG SUMMARY BY CASETYPE**

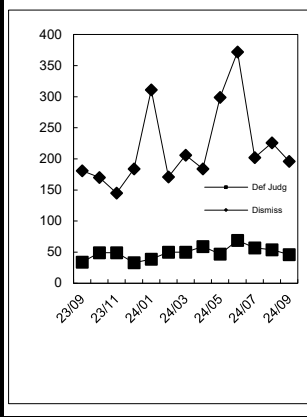
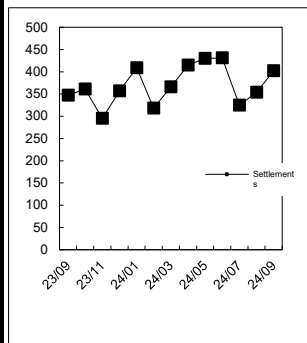
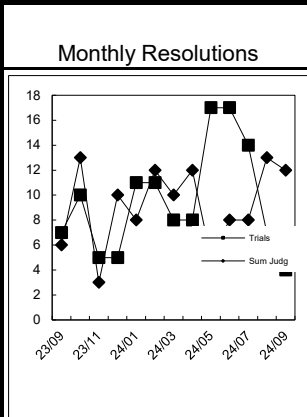
**September 2024**

**BERGEN**

	<b>Cases in Backlog</b>															<b>Total Backlog</b>
	Track 1					Track 2				Track 3			Track 4			
	12 to 18 months	18 to 24 months	24 to 36 months	over 36 months	Total Track 1	18 to 24 months	24 to 36 months	over 36 months	Total Track 2	24 to 36 months	over 36 months	Total Track 3	24 to 36 months	over 36 months	Total Track 4	
Act on Neg Inst	2	0	0	0	2	0	0	0	0	0	0	0	0	0	0	2
Asbestos	0	0	0	0	0	0	0	0	0	0	0	0	0	0	0	0
Assault & Bat	0	0	0	0	0	0	0	0	0	8	9	17	0	0	0	17
Auto - Pers Inj	0	0	0	0	0	313	225	69	607	0	0	0	0	0	0	607
Auto - Property	0	0	0	0	0	3	2	0	5	0	0	0	0	0	0	5
Book Account	22	6	2	0	30	0	0	0	0	0	0	0	0	0	0	30
Civil Rights	0	0	0	0	0	0	0	0	0	13	6	19	0	0	0	19
Complex Comm	0	0	0	0	0	0	0	0	0	0	0	0	11	14	25	25
Condemnation	0	0	0	0	0	0	0	0	0	1	1	2	0	0	0	2
Construction	0	0	0	0	0	10	10	15	35	0	0	0	0	0	0	35
Contract/Comm	0	0	0	0	0	51	44	27	122	0	0	0	0	0	0	122
Employment	0	0	0	0	0	2	4	1	7	0	0	0	0	0	0	7
Lieu of P. Writ	0	0	0	0	0	0	0	0	0	0	0	0	3	3	6	6
Medical Malprac	0	0	0	0	0	0	0	0	0	55	87	142	0	0	0	142
Name Change	0	0	0	0	0	0	0	0	0	0	0	0	0	0	0	0
Other Insurance	7	8	2	0	17	0	0	0	0	0	0	0	0	0	0	17
Other Mass Tort	0	0	0	0	0	0	0	0	0	0	0	0	322	2,324	2,646	2,646
Other Track 1	7	3	2	0	12	0	1	0	1	0	0	0	1	0	1	14
Other Track 3	0	0	0	0	0	0	0	0	0	44	19	63	0	0	0	63
Other Track 4	0	0	0	0	0	0	0	0	0	0	0	0	9	8	17	17
Personal Injury	0	0	0	0	0	234	174	41	449	0	0	0	0	0	0	449
Prod Liability	0	0	0	0	0	0	0	0	0	2	1	3	0	0	0	3
Prof Malpractic	0	0	0	0	0	0	0	0	0	22	22	44	0	0	0	44
PIP Coverage	0	1	0	1	2	0	0	0	0	0	0	0	0	0	0	2
Real Property	3	4	2	0	9	0	0	0	0	0	0	0	0	0	0	9
Tort Other	0	0	0	0	0	27	12	14	53	0	0	0	0	0	0	53
Toxic Tort	0	0	0	0	0	0	0	0	0	1	1	2	0	0	0	2
UM/UIM Bod Inj	0	0	0	0	0	12	3	1	16	0	0	0	0	0	0	16
<b>Total</b>	<b>41</b>	<b>22</b>	<b>8</b>	<b>1</b>	<b>72</b>	<b>652</b>	<b>475</b>	<b>168</b>	<b>1,295</b>	<b>146</b>	<b>146</b>	<b>292</b>	<b>346</b>	<b>2,349</b>	<b>2,695</b>	<b>4,354</b>

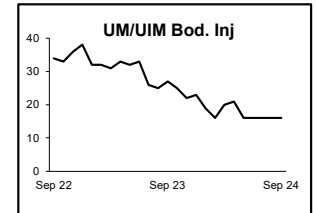
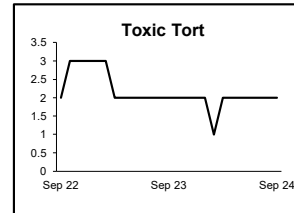
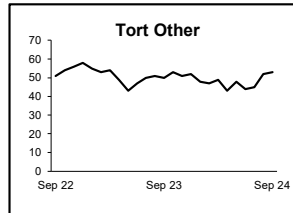
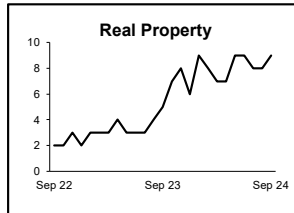
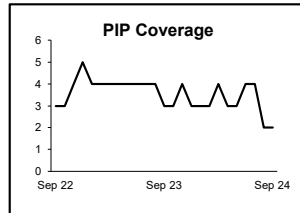
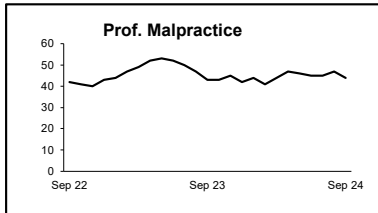
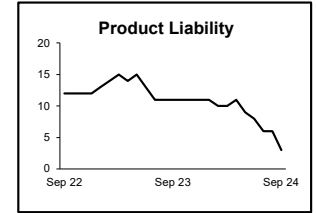
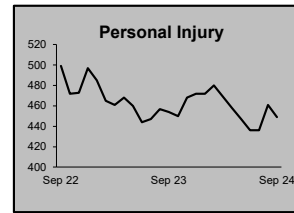
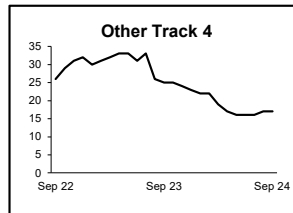
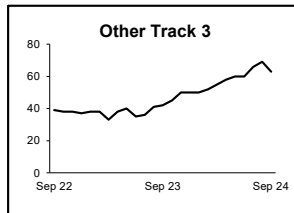
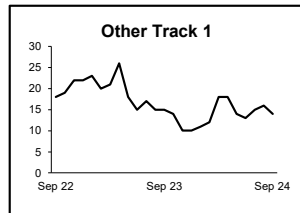
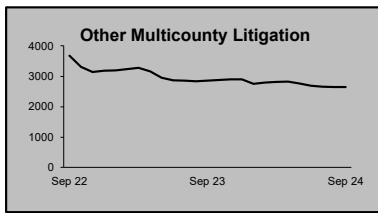
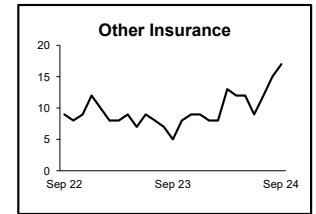

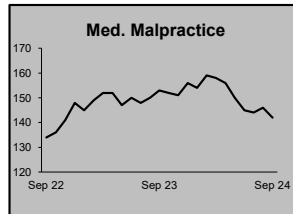
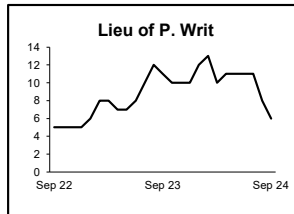
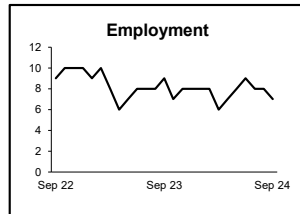
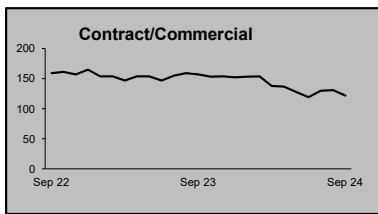
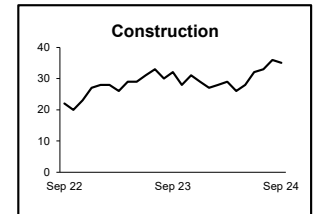
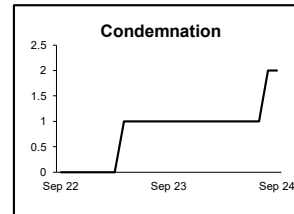
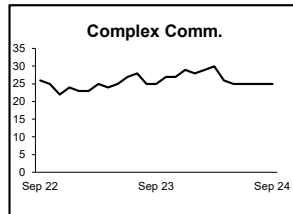
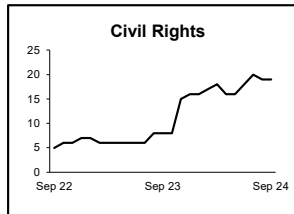
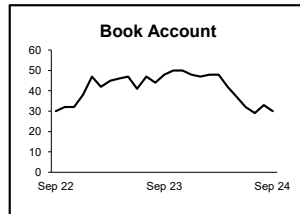
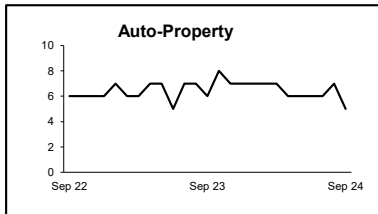
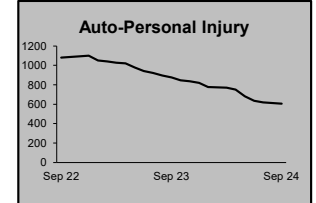
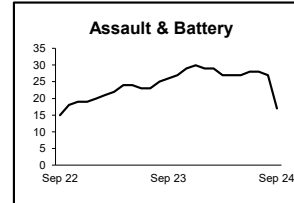
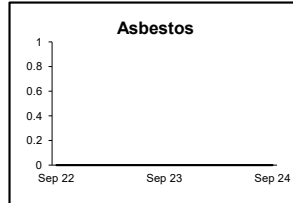
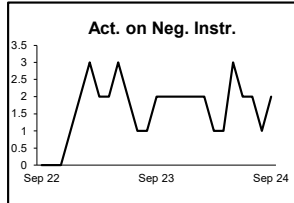
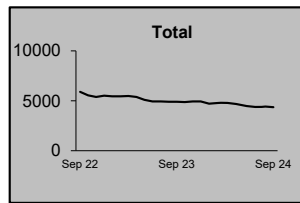
**CIVIL RESOLUTION SUMMARY BY CASETYPE  
JULY 2024 - SEPTEMBER 2024  
BERGEN**

	Trial			Summary					Total	Percent resolved by					
	Jury	Nonjury	Total	Judgment	Settlement	Default Judgment	Dismiss	Other		Trial	Sum Jud	Settle	Default J	Dismiss	Other
Act on Neg Inst	0	0	0	3	0	2	4	0	9	0%	33%	0%	22%	44%	0%
Asbestos	0	0	0	0	0	0	0	0	0	0%	0%	0%	0%	0%	0%
Assault & Bat	0	0	0	0	12	0	0	1	13	0%	0%	92%	0%	0%	8%
Auto - Pers Inj	9	0	9	4	467	2	162	12	656	1%	1%	71%	0%	25%	2%
Auto - Property	0	0	0	0	13	6	13	1	33	0%	0%	39%	18%	39%	3%
Book Account	0	1	1	5	81	101	76	2	266	0%	2%	30%	38%	29%	1%
Civil Rights	0	0	0	1	4	0	3	0	8	0%	13%	50%	0%	38%	0%
Complex Commerc	0	0	0	0	5	0	1	1	7	0%	0%	71%	0%	14%	14%
Condemnation	0	0	0	0	0	0	0	0	0	0%	0%	0%	0%	0%	0%
Construction	0	0	0	0	8	0	9	0	17	0%	0%	47%	0%	53%	0%
Contract/Commer	3	2	5	5	99	35	107	9	260	2%	2%	38%	13%	41%	3%
Employment	0	1	1	0	3	0	3	1	8	13%	0%	38%	0%	38%	13%
Lieu of P. Writ	0	1	1	1	8	0	7	0	17	6%	6%	47%	0%	41%	0%
Medical Malprac	4	0	4	0	15	0	9	0	28	14%	0%	54%	0%	32%	0%
Name Change	0	0	0	0	0	0	5	77	82	0%	0%	0%	0%	6%	94%
Other Insurance	0	0	0	1	2	2	7	1	13	0%	8%	15%	15%	54%	8%
Other MCL	0	0	0	0	22	0	47	1	70	0%	0%	31%	0%	67%	1%
Other Track 1	0	0	0	4	41	7	65	1	118	0%	3%	35%	6%	55%	1%
Other Track 3	0	0	0	1	31	1	8	1	42	0%	2%	74%	2%	19%	2%
Other Track 4	0	0	0	0	2	0	3	0	5	0%	0%	40%	0%	60%	0%
Personal Injury	1	0	1	6	200	0	54	8	269	0%	2%	74%	0%	20%	3%
Prod Liability	0	0	0	0	7	0	0	0	7	0%	0%	100%	0%	0%	0%
Prof Malpractic	2	0	2	1	9	0	6	0	18	11%	6%	50%	0%	33%	0%
PIP Coverage	0	0	0	0	3	0	2	0	5	0%	0%	60%	0%	40%	0%
Real Property	0	0	0	1	3	0	3	2	9	0%	11%	33%	0%	33%	22%
Tort Other	0	0	0	0	24	1	21	3	49	0%	0%	49%	2%	43%	6%
Toxic Tort	0	0	0	0	0	0	0	0	0	0%	0%	0%	0%	0%	0%
UM/UIM Bod Inj	1	0	1	0	22	0	9	0	32	3%	0%	69%	0%	28%	0%
<b>Total</b>	<b>20</b>	<b>5</b>	<b>25</b>	<b>33</b>	<b>1,081</b>	<b>157</b>	<b>624</b>	<b>121</b>	<b>2,041</b>	<b>1%</b>	<b>2%</b>	<b>53%</b>	<b>8%</b>	<b>31%</b>	<b>6%</b>



**CIVIL BACKLOG BY CASETYPE  
SEPTEMBER 2024  
BERGEN**

	<b>Total</b>	<b>Backlog</b>	<b>% chg</b>
Sep 22		5,909	
Sep 23		4,889	-17%
Sep 24		4,354	-11%



1) Casetypes with the state's largest backlogs are highlighted.

**CIVIL CASELOAD SUMMARY BY CASETYPE  
SEPTEMBER 2024  
BURLINGTON**

	Filings			Resolutions			Clearance		Backlog			Backlog Percent		Backlog Per 100 Monthly Filings		Active Pending			
	Sep 2023 to Sep 2023	Sep 2024 to Sep 2024	percent change	Sep 2023 to Sep 2023	Sep 2024 to Sep 2024	percent change	Sep 2024		Sep 2023	Sep 2024	percent change	Sep 2023	Sep 2024	Sep 2023	Sep 2024	percent change	Sep 2023	Sep 2024	percent change
							number	percent											
Act on Neg Inst	6	2	-67%	8	6	-25%	4	300%	0	0	0%	0%	0%	0	0	6	4	-33%	
Asbestos	0	0	0%	0	0	0%	0	100%	0	0	0%	0%	0%	0	0	0	0	0%	
Assault & Bat	2	1	-50%	1	0	-100%	-1	0%	9	16	78%	38%	73%	1,800	3,840	24	22	-8%	
Auto - Pers Inj	166	167	1%	151	141	-7%	-26	84%	123	103	-16%	17%	13%	230	182	732	777	6%	
Auto - Property	8	6	-25%	6	10	67%	4	167%	1	2	100%	4%	9%	36	67	27	23	-15%	
Book Account	66	101	53%	68	70	3%	-31	69%	1	0	-100%	1%	0%	4	0	127	177	39%	
Civil Rights	6	2	-67%	7	1	-86%	-1	50%	6	2	-67%	50%	17%	480	160	12	12	0%	
Complex Commer	1	3	200%	3	3	0%	0	100%	5	5	0%	36%	29%	1,200	500	14	17	21%	
Condemnation	0	0	0%	3	0	-100%	0	100%	0	0	0%	0%	0%	0	0	4	1	-75%	
Construction	5	4	-20%	4	3	-25%	-1	75%	4	4	0%	21%	25%	229	343	19	16	-16%	
Contract/Commer	110	124	13%	127	117	-8%	-7	94%	30	40	33%	8%	10%	73	93	359	392	9%	
Employment	3	3	0%	2	4	100%	1	133%	0	1		0%	8%	0	92	8	12	50%	
Lieu of P. Writ	8	5	-38%	10	3	-70%	-2	60%	0	0	0%	0%	0%	0	0	14	13	-7%	
Medical Malprac	10	15	50%	9	11	22%	-4	73%	41	39	-5%	31%	30%	757	793	132	128	-3%	
Name Change	57	58	2%	48	66	38%	8	114%	0	0	0%	0%	0%	0	0	31	40	29%	
Other Insurance	5	6	20%	0	2		-4	33%	0	0	0%	0%	0%	0	0	10	10	0%	
Other MCL	0	0	0%	0	0	0%	0	100%	0	0	0%	0%	0%	0	0	0	0	0%	
Other Track 1	36	48	33%	33	30	-9%	-18	63%	2	0	-100%	3%	0%	16	0	58	72	24%	
Other Track 3	37	27	-27%	46	30	-35%	3	111%	6	6	0%	5%	4%	47	46	129	152	18%	
Other Track 4	3	3	0%	4	5	25%	2	167%	5	9	80%	25%	41%	500	635	20	22	10%	
Personal Injury	71	87	23%	70	55	-21%	-32	63%	66	64	-3%	18%	18%	269	256	366	363	-1%	
Prod Liability	1	3	200%	7	0	-100%	-3	0%	5	5	0%	42%	29%	600	545	12	17	42%	
Prof Malpractic	0	4		2	4	100%	0	100%	7	7	0%	27%	21%	840	442	26	33	27%	
PIP Coverage	1	0	-100%	1	1	0%	1	100%	0	0	0%	0%	0%	0	0	2	0	-100%	
Real Property	3	2	-33%	2	5	150%	3	250%	0	0	0%	0%	0%	0	0	7	7	0%	
Tort Other	14	16	14%	12	14	17%	-2	88%	17	4	-76%	25%	7%	304	63	67	58	-13%	
Toxic Tort	0	0	0%	0	0	0%	0	100%	0	0	0%	0%	0%	0	0	1	3	200%	
UM/UIB Bod Inj	8	18	125%	16	14	-13%	-4	78%	5	7	40%	9%	11%	98	145	56	64	14%	
<b>Total</b>	<b>627</b>	<b>705</b>	<b>12%</b>	<b>640</b>	<b>595</b>	<b>-7%</b>	<b>-110</b>	<b>84%</b>	<b>333</b>	<b>314</b>	<b>-6%</b>	<b>15%</b>	<b>13%</b>	<b>153</b>	<b>137</b>	<b>2,263</b>	<b>2,435</b>	<b>8%</b>	

**CIVIL BACKLOG SUMMARY BY CASETYPE**

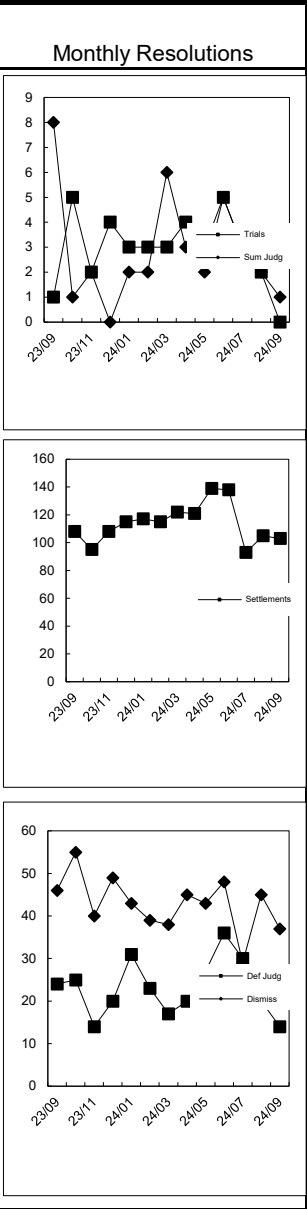
**September 2024**

**BURLINGTON**

	<b>Cases in Backlog</b>															<b>Total Backlog</b>
	Track 1					Track 2				Track 3			Track 4			
	12 to 18 months	18 to 24 months	24 to 36 months	over 36 months	Total Track 1	18 to 24 months	24 to 36 months	over 36 months	Total Track 2	24 to 36 months	over 36 months	Total Track 3	24 to 36 months	over 36 months	Total Track 4	
Act on Neg Inst	0	0	0	0	0	0	0	0	0	0	0	0	0	0	0	0
Asbestos	0	0	0	0	0	0	0	0	0	0	0	0	0	0	0	0
Assault & Bat	0	0	0	0	0	0	0	0	0	9	7	16	0	0	0	16
Auto - Pers Inj	0	0	0	0	0	67	30	6	103	0	0	0	0	0	0	103
Auto - Property	0	0	0	0	0	2	0	0	2	0	0	0	0	0	0	2
Book Account	0	0	0	0	0	0	0	0	0	0	0	0	0	0	0	0
Civil Rights	0	0	0	0	0	0	0	0	0	0	2	2	0	0	0	2
Complex Comm	0	0	0	0	0	0	0	0	0	0	0	0	3	2	5	5
Condemnation	0	0	0	0	0	0	0	0	0	0	0	0	0	0	0	0
Construction	0	0	0	0	0	3	0	1	4	0	0	0	0	0	0	4
Contract/Comm	0	0	0	0	0	26	10	4	40	0	0	0	0	0	0	40
Employment	0	0	0	0	0	0	1	0	1	0	0	0	0	0	0	1
Lieu of P. Writ	0	0	0	0	0	0	0	0	0	0	0	0	0	0	0	0
Medical Malprac	0	0	0	0	0	0	0	0	0	25	14	39	0	0	0	39
Name Change	0	0	0	0	0	0	0	0	0	0	0	0	0	0	0	0
Other Insurance	0	0	0	0	0	0	0	0	0	0	0	0	0	0	0	0
Other Mass Tort	0	0	0	0	0	0	0	0	0	0	0	0	0	0	0	0
Other Track 1	0	0	0	0	0	0	0	0	0	0	0	0	0	0	0	0
Other Track 3	0	0	0	0	0	0	0	0	0	4	2	6	0	0	0	6
Other Track 4	0	0	0	0	0	0	0	0	0	0	0	0	5	4	9	9
Personal Injury	0	0	0	0	0	43	15	6	64	0	0	0	0	0	0	64
Prod Liability	0	0	0	0	0	0	0	0	0	1	4	5	0	0	0	5
Prof Malpractic	0	0	0	0	0	0	0	0	0	5	2	7	0	0	0	7
PIP Coverage	0	0	0	0	0	0	0	0	0	0	0	0	0	0	0	0
Real Property	0	0	0	0	0	0	0	0	0	0	0	0	0	0	0	0
Tort Other	0	0	0	0	0	3	1	0	4	0	0	0	0	0	0	4
Toxic Tort	0	0	0	0	0	0	0	0	0	0	0	0	0	0	0	0
UM/UIM Bod Inj	0	0	0	0	0	5	2	0	7	0	0	0	0	0	0	7
<b>Total</b>	<b>0</b>	<b>0</b>	<b>0</b>	<b>0</b>	<b>0</b>	<b>149</b>	<b>59</b>	<b>17</b>	<b>225</b>	<b>44</b>	<b>31</b>	<b>75</b>	<b>8</b>	<b>6</b>	<b>14</b>	<b>314</b>

**CIVIL RESOLUTION SUMMARY BY CASETYPE  
JULY 2024 - SEPTEMBER 2024  
BURLINGTON**

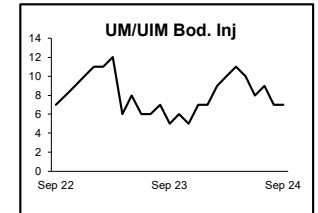
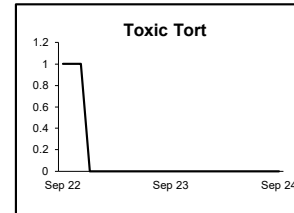
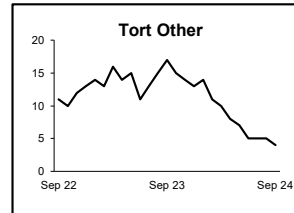
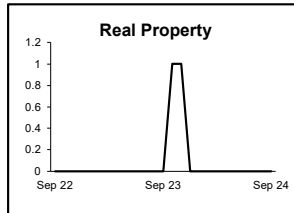
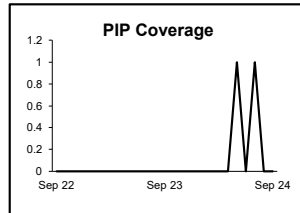
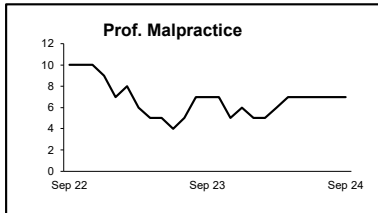
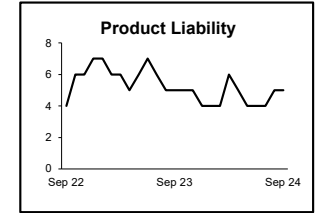
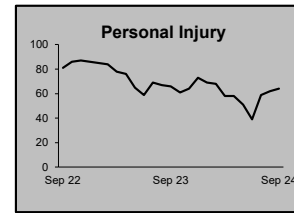
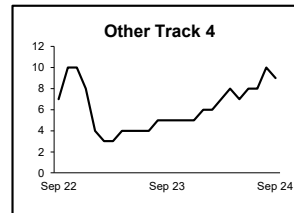
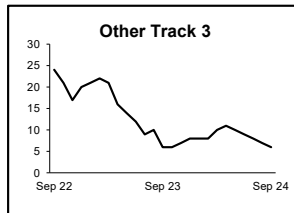
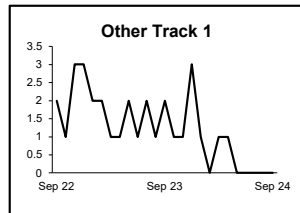
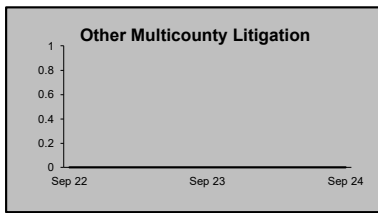
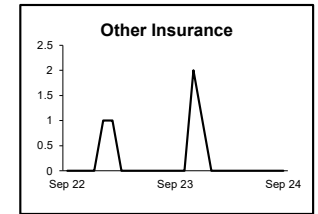
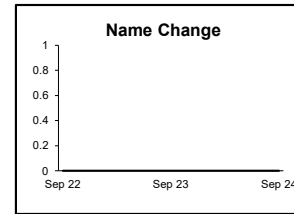
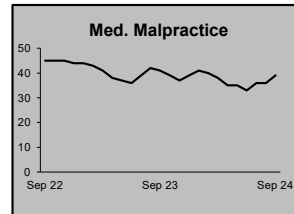
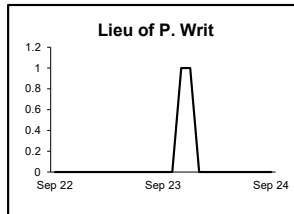
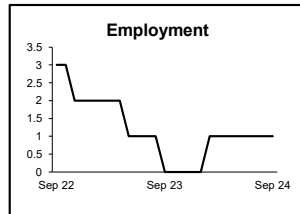
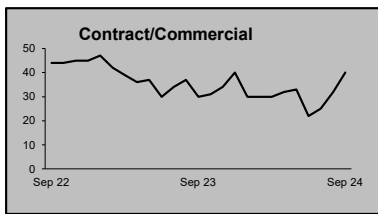
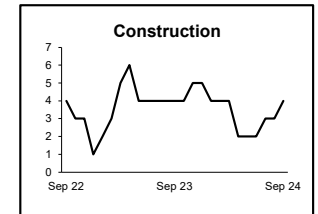
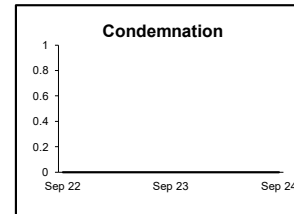
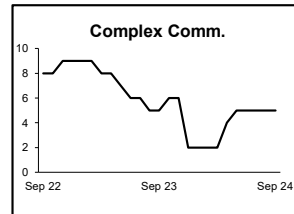
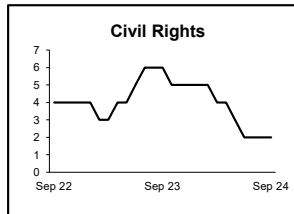
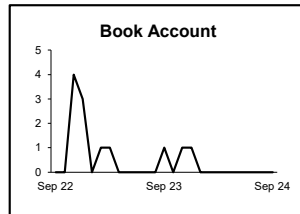
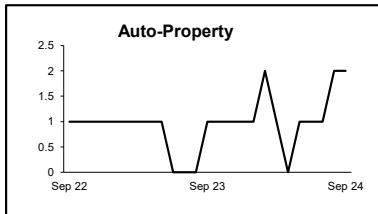
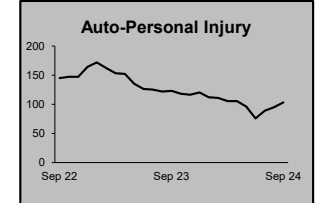
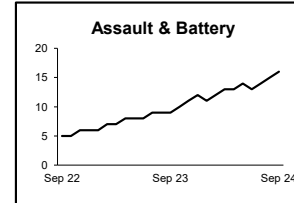
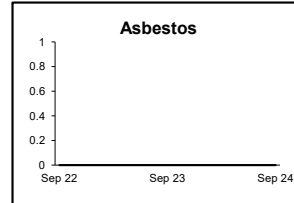

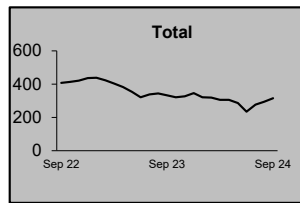
	Trial			Summary					Total	Percent resolved by						Monthly Resolutions
	Jury	Nonjury	Total	Judgment	Settlement	Default Judgment	Dismiss	Other		Trial	Sum Jud	Settle	Default J	Dismiss	Other	
Act on Neg Inst	0	0	0	0	1	2	3	0	6	0%	0%	17%	33%	50%	0%	
Asbestos	0	0	0	0	0	0	0	0	0	0%	0%	0%	0%	0%	0%	
Assault & Bat	0	0	0	0	0	0	0	0	0	0%	0%	0%	0%	0%	0%	
Auto - Pers Inj	2	0	2	0	114	0	19	6	141	1%	0%	81%	0%	13%	4%	
Auto - Property	0	0	0	0	5	3	2	0	10	0%	0%	50%	30%	20%	0%	
Book Account	0	0	0	0	25	27	16	2	70	0%	0%	36%	39%	23%	3%	
Civil Rights	0	0	0	0	0	0	1	0	1	0%	0%	0%	0%	100%	0%	
Complex Commerc	0	0	0	0	2	0	0	1	3	0%	0%	67%	0%	0%	33%	
Condemnation	0	0	0	0	0	0	0	0	0	0%	0%	0%	0%	0%	0%	
Construction	0	0	0	0	0	0	2	1	3	0%	0%	0%	0%	67%	33%	
Contract/Commer	0	2	2	5	41	27	37	5	117	2%	4%	35%	23%	32%	4%	
Employment	0	0	0	0	3	0	1	0	4	0%	0%	75%	0%	25%	0%	
Lieu of P. Writ	0	0	0	0	0	0	0	3	3	0%	0%	0%	0%	0%	100%	
Medical Malprac	0	0	0	0	5	0	4	2	11	0%	0%	45%	0%	36%	18%	
Name Change	0	0	0	0	0	0	1	65	66	0%	0%	0%	0%	2%	98%	
Other Insurance	0	0	0	0	0	1	1	0	2	0%	0%	0%	50%	50%	0%	
Other MCL	0	0	0	0	0	0	0	0	0	0%	0%	0%	0%	0%	0%	
Other Track 1	0	0	0	0	14	1	5	10	30	0%	0%	47%	3%	17%	33%	
Other Track 3	0	0	0	0	21	0	4	5	30	0%	0%	70%	0%	13%	17%	
Other Track 4	0	0	0	0	3	1	1	0	5	0%	0%	60%	20%	20%	0%	
Personal Injury	0	0	0	1	40	0	9	5	55	0%	2%	73%	0%	16%	9%	
Prod Liability	0	0	0	0	0	0	0	0	0	0%	0%	0%	0%	0%	0%	
Prof Malpractic	0	0	0	0	3	0	0	1	4	0%	0%	75%	0%	0%	25%	
PIP Coverage	0	0	0	0	1	0	0	0	1	0%	0%	100%	0%	0%	0%	
Real Property	0	1	1	0	2	0	1	1	5	20%	0%	40%	0%	20%	20%	
Tort Other	0	0	0	0	9	1	4	0	14	0%	0%	64%	7%	29%	0%	
Toxic Tort	0	0	0	0	0	0	0	0	0	0%	0%	0%	0%	0%	0%	
UM/UIM Bod Inj	0	0	0	0	12	1	0	1	14	0%	0%	86%	7%	0%	7%	
<b>Total</b>	<b>2</b>	<b>3</b>	<b>5</b>	<b>6</b>	<b>301</b>	<b>64</b>	<b>111</b>	<b>108</b>	<b>595</b>	<b>1%</b>	<b>1%</b>	<b>51%</b>	<b>11%</b>	<b>19%</b>	<b>18%</b>	





**CIVIL BACKLOG BY CASETYPE  
SEPTEMBER 2024  
BURLINGTON**

	<b>Total</b>	<b>Backlog</b>	<b>% chg</b>
Sep 22		406	
Sep 23		333	-18%
Sep 24		314	-6%



1) Casetypes with the state's largest backlogs are highlighted.

**CIVIL CASELOAD SUMMARY BY CASETYPE  
SEPTEMBER 2024  
CAMDEN**

	Filings			Resolutions			Clearance		Backlog			Backlog Percent		Backlog Per 100 Monthly Filings		Active Pending		
	Sep 2023	Sep 2024	percent change	Sep 2023	Sep 2024	percent change	Sep 2024		Sep 2023	Sep 2024	percent change	Sep 2023	Sep 2024	Sep 2023	Sep 2024	Sep 2023	Sep 2024	percent change
	to Sep 2023	to Sep 2024		number	percent													
	Sep 2023	Sep 2024	change	Sep 2023	Sep 2024	change	number	percent	Sep 2023	Sep 2024	change	Sep 2023	Sep 2024	Sep 2023	Sep 2024	change	Sep 2023	Sep 2024
Act on Neg Inst	1	1	0%	0	1		0	100%	0	0	0%	0%	0%	0	0	2	4	100%
Asbestos	0	0	0%	0	0	0%	0	100%	0	0	0%	0%	0%	0	0	0	0	0%
Assault & Bat	1	3	200%	3	3	0%	0	100%	2	4	100%	13%	25%	480	369	16	16	0%
Auto - Pers Inj	289	264	-9%	326	251	-23%	-13	95%	166	147	-11%	14%	13%	176	166	1,198	1,109	-7%
Auto - Property	14	14	0%	14	22	57%	8	157%	2	1	-50%	4%	3%	34	16	47	34	-28%
Book Account	134	150	12%	132	125	-5%	-25	83%	11	10	-9%	5%	4%	28	22	209	279	33%
Civil Rights	9	12	33%	11	2	-82%	-10	17%	5	3	-40%	22%	9%	240	116	23	32	39%
Complex Comm	1	1	0%	6	1	-83%	0	100%	6	4	-33%	55%	31%	1,440	686	11	13	18%
Condemnation	1	6	500%	1	1	0%	-5	17%	1	1	0%	33%	13%	600	133	3	8	167%
Construction	4	3	-25%	3	2	-33%	-1	67%	2	1	-50%	15%	13%	240	109	13	8	-38%
Contract/Comm	126	154	22%	123	146	19%	-8	95%	29	26	-10%	9%	6%	70	52	337	401	19%
Employment	4	5	25%	9	3	-67%	-2	60%	1	1	0%	8%	7%	80	86	13	14	8%
Lieu of P. Writ	2	3	50%	2	3	50%	0	100%	2	2	0%	25%	11%	200	120	8	18	125%
Medical Malprac	20	21	5%	18	22	22%	1	105%	84	75	-11%	38%	35%	1,200	900	223	214	-4%
Name Change	35	46	31%	50	67	34%	21	146%	0	0	0%	0%	0%	0	0	16	20	25%
Other Insurance	8	5	-38%	7	8	14%	3	160%	7	2	-71%	37%	11%	323	83	19	19	0%
Other MCL	0	0	0%	0	0	0%	0	100%	0	0	0%	0%	0%	0	0	0	0	0%
Other Track 1	60	56	-7%	59	44	-25%	-12	79%	10	10	0%	9%	8%	48	54	113	120	6%
Other Track 3	45	52	16%	39	41	5%	-11	79%	31	20	-35%	16%	10%	207	124	197	210	7%
Other Track 4	2	0	-100%	6	2	-67%	2	100%	9	9	0%	53%	64%	675	1,200	17	14	-18%
Personal Injury	127	158	24%	151	150	-1%	-8	95%	126	120	-5%	18%	17%	249	242	708	708	0%
Prod Liability	6	9	50%	4	6	50%	-3	67%	3	7	133%	9%	24%	180	467	33	29	-12%
Prof Malpractic	7	8	14%	7	9	29%	1	113%	11	6	-45%	19%	10%	400	240	58	60	3%
PIP Coverage	3	1	-67%	1	7	600%	6	700%	2	1	-50%	25%	33%	200	109	8	3	-63%
Real Property	6	9	50%	5	2	-60%	-7	22%	1	5	400%	5%	24%	38	214	21	21	0%
Tort Other	13	17	31%	20	17	-15%	0	100%	14	11	-21%	21%	17%	221	165	67	64	-4%
Toxic Tort	0	0	0%	0	1		1	100%	1	0	-100%	100%	0%	1,200	0	1	3	200%
UM/UIM Bod Inj	22	22	0%	30	20	-33%	-2	91%	11	11	0%	11%	13%	120	132	102	86	-16%
<b>Total</b>	<b>940</b>	<b>1,020</b>	<b>9%</b>	<b>1,027</b>	<b>956</b>	<b>-7%</b>	<b>-64</b>	<b>94%</b>	<b>537</b>	<b>477</b>	<b>-11%</b>	<b>16%</b>	<b>14%</b>	<b>167</b>	<b>143</b>	<b>3,463</b>	<b>3,507</b>	<b>1%</b>

**CIVIL BACKLOG SUMMARY BY CASETYPE**

September 2024

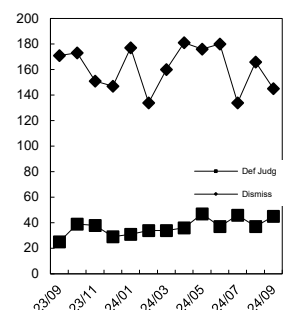
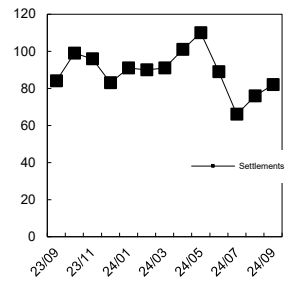
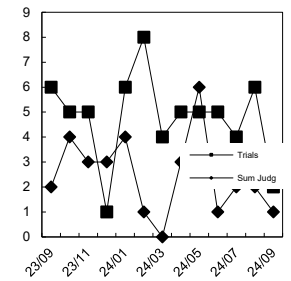
**CAMDEN**

	Cases in Backlog															Total Backlog
	Track 1					Track 2				Track 3			Track 4			
	12 to 18 months	18 to 24 months	24 to 36 months	over 36 months	Total Track 1	18 to 24 months	24 to 36 months	over 36 months	Total Track 2	24 to 36 months	over 36 months	Total Track 3	24 to 36 months	over 36 months	Total Track 4	
Act on Neg Inst	0	0	0	0	0	0	0	0	0	0	0	0	0	0	0	0
Asbestos	0	0	0	0	0	0	0	0	0	0	0	0	0	0	0	0
Assault & Bat	0	0	0	0	0	0	0	0	0	4	0	4	0	0	0	4
Auto - Pers Inj	0	0	0	0	0	93	47	7	147	0	0	0	0	0	0	147
Auto - Property	0	0	0	0	0	1	0	0	1	0	0	0	0	0	0	1
Book Account	7	1	2	0	10	0	0	0	0	0	0	0	0	0	0	10
Civil Rights	0	0	0	0	0	0	0	0	0	2	1	3	0	0	0	3
Complex Comm	0	0	0	0	0	0	0	0	0	0	0	0	1	3	4	4
Condemnation	0	0	0	0	0	0	0	0	0	1	0	1	0	0	0	1
Construction	0	0	0	0	0	1	0	0	1	0	0	0	0	0	0	1
Contract/Comm	0	0	0	0	0	14	8	4	26	0	0	0	0	0	0	26
Employment	0	0	0	0	0	1	0	0	1	0	0	0	0	0	0	1
Lieu of P. Writ	0	0	0	0	0	0	0	0	0	0	0	0	0	2	2	2
Medical Malprac	0	0	0	0	0	0	0	0	0	38	37	75	0	0	0	75
Name Change	0	0	0	0	0	0	0	0	0	0	0	0	0	0	0	0
Other Insurance	0	1	0	0	1	1	0	0	1	0	0	0	0	0	0	2
Other Mass Tort	0	0	0	0	0	0	0	0	0	0	0	0	0	0	0	0
Other Track 1	5	3	1	0	9	1	0	0	1	0	0	0	0	0	0	10
Other Track 3	0	0	0	0	0	0	0	0	0	12	8	20	0	0	0	20
Other Track 4	0	0	0	0	0	0	0	0	0	0	0	0	1	8	9	9
Personal Injury	0	0	0	0	0	76	35	9	120	0	0	0	0	0	0	120
Prod Liability	0	0	0	0	0	0	0	0	0	6	1	7	0	0	0	7
Prof Malpractic	0	0	0	0	0	0	0	0	0	5	1	6	0	0	0	6
PIP Coverage	0	0	1	0	1	0	0	0	0	0	0	0	0	0	0	1
Real Property	3	2	0	0	5	0	0	0	0	0	0	0	0	0	0	5
Tort Other	0	0	0	0	0	4	3	4	11	0	0	0	0	0	0	11
Toxic Tort	0	0	0	0	0	0	0	0	0	0	0	0	0	0	0	0
UM/UIM Bod Inj	0	0	0	0	0	8	3	0	11	0	0	0	0	0	0	11
<b>Total</b>	<b>15</b>	<b>7</b>	<b>4</b>	<b>0</b>	<b>26</b>	<b>200</b>	<b>96</b>	<b>24</b>	<b>320</b>	<b>68</b>	<b>48</b>	<b>116</b>	<b>2</b>	<b>13</b>	<b>15</b>	<b>477</b>

**CIVIL RESOLUTION SUMMARY BY CASETYPE  
JULY 2024 - SEPTEMBER 2024  
CAMDEN**

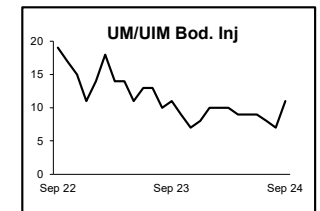
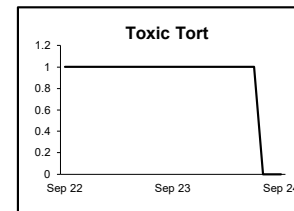
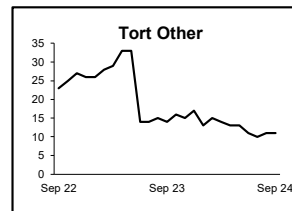
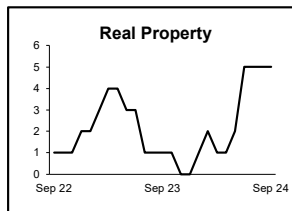
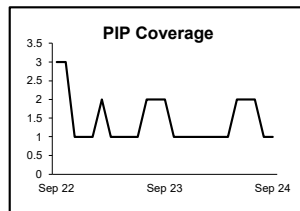
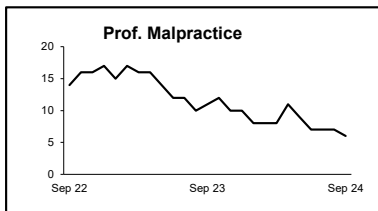
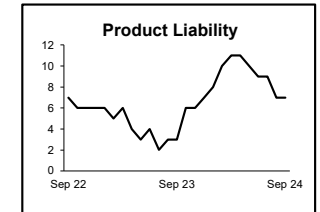
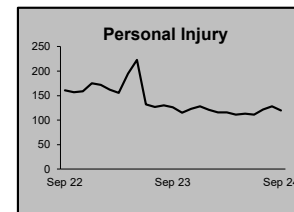
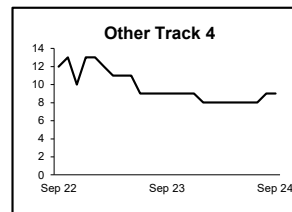
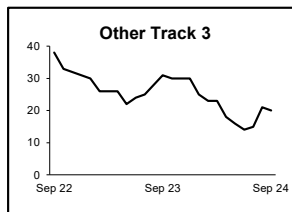
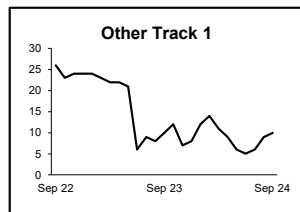
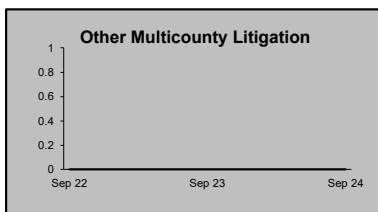
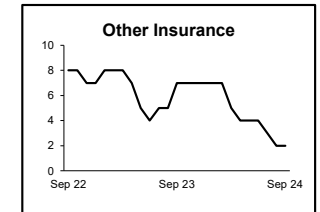
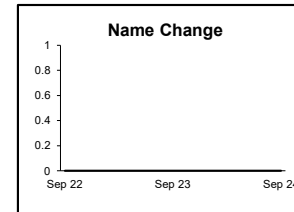
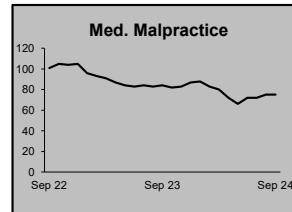
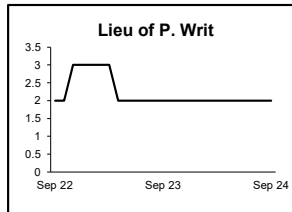
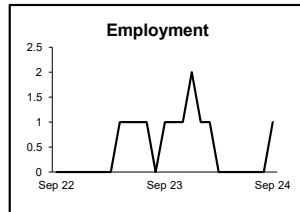
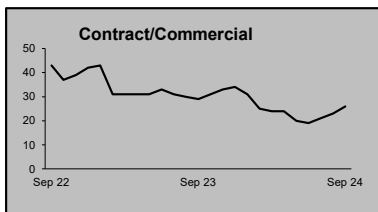
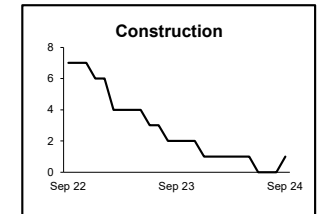
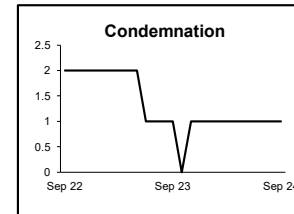
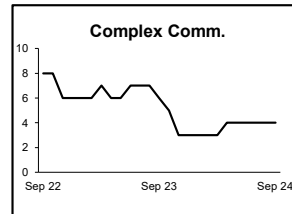
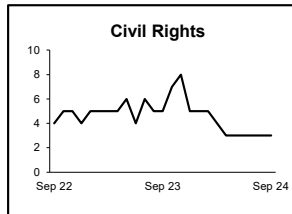
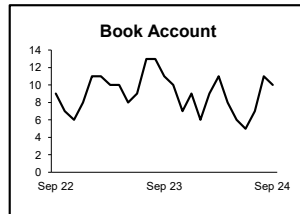
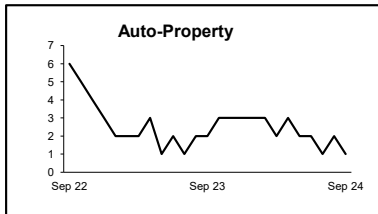
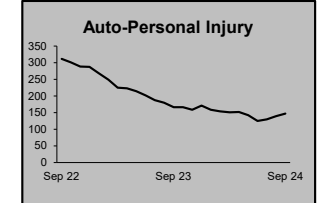
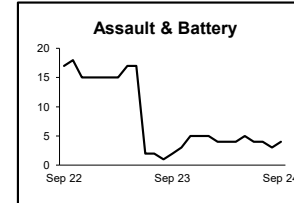
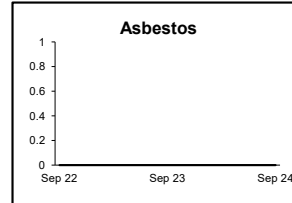

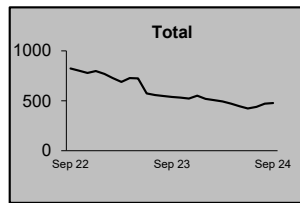
	Trial			Summary					Total	Percent resolved by						Monthly Resolutions
	Jury	Nonjury	Total	Judgment	Settlement	Default Judgment	Dismiss	Other		Trial	Sum Jud	Settle	Default J	Dismiss	Other	
Act on Neg Inst	0	0	0	0	0	1	0	0	1	0%	0%	0%	100%	0%	0%	
Asbestos	0	0	0	0	0	0	0	0	0	0%	0%	0%	0%	0%	0%	
Assault & Bat	0	0	0	0	2	0	1	0	3	0%	0%	67%	0%	33%	0%	
Auto - Pers Inj	3	1	4	0	73	1	156	17	251	2%	0%	29%	0%	62%	7%	
Auto - Property	0	0	0	0	3	13	6	0	22	0%	0%	14%	59%	27%	0%	
Book Account	0	0	0	3	19	60	42	1	125	0%	2%	15%	48%	34%	1%	
Civil Rights	0	0	0	0	1	0	1	0	2	0%	0%	50%	0%	50%	0%	
Complex Commerc	0	0	0	0	0	0	1	0	1	0%	0%	0%	0%	100%	0%	
Condemnation	0	0	0	0	0	0	0	1	1	0%	0%	0%	0%	0%	100%	
Construction	0	0	0	0	0	1	1	0	2	0%	0%	0%	50%	50%	0%	
Contract/Commer	0	1	1	2	18	49	70	6	146	1%	1%	12%	34%	48%	4%	
Employment	0	0	0	0	0	0	2	1	3	0%	0%	0%	0%	67%	33%	
Lieu of P. Writ	1	1	2	0	0	0	1	0	3	67%	0%	0%	0%	33%	0%	
Medical Malprac	2	0	2	0	8	0	9	3	22	9%	0%	36%	0%	41%	14%	
Name Change	0	0	0	0	0	0	0	67	67	0%	0%	0%	0%	0%	100%	
Other Insurance	0	0	0	0	4	1	3	0	8	0%	0%	50%	13%	38%	0%	
Other MCL	0	0	0	0	0	0	0	0	0	0%	0%	0%	0%	0%	0%	
Other Track 1	0	0	0	0	10	1	15	18	44	0%	0%	23%	2%	34%	41%	
Other Track 3	0	0	0	0	9	0	21	11	41	0%	0%	22%	0%	51%	27%	
Other Track 4	0	0	0	0	0	1	1	0	2	0%	0%	0%	50%	50%	0%	
Personal Injury	0	0	0	0	55	0	82	13	150	0%	0%	37%	0%	55%	9%	
Prod Liability	1	0	1	0	0	0	5	0	6	17%	0%	0%	0%	83%	0%	
Prof Malpractic	1	0	1	0	6	0	2	0	9	11%	0%	67%	0%	22%	0%	
PIP Coverage	0	0	0	0	0	0	6	1	7	0%	0%	0%	0%	86%	14%	
Real Property	0	0	0	0	0	0	2	0	2	0%	0%	0%	0%	100%	0%	
Tort Other	0	0	0	0	5	0	9	3	17	0%	0%	29%	0%	53%	18%	
Toxic Tort	0	0	0	0	0	0	1	0	1	0%	0%	0%	0%	100%	0%	
UM/UIM Bod Inj	1	0	1	0	11	0	8	0	20	5%	0%	55%	0%	40%	0%	
<b>Total</b>	<b>9</b>	<b>3</b>	<b>12</b>	<b>5</b>	<b>224</b>	<b>128</b>	<b>445</b>	<b>142</b>	<b>956</b>	<b>1%</b>	<b>1%</b>	<b>23%</b>	<b>13%</b>	<b>47%</b>	<b>15%</b>	

Monthly Resolutions



**CIVIL BACKLOG BY CASETYPE  
SEPTEMBER 2024  
CAMDEN**

	<b>Total</b>	<b>Backlog</b>	<b>% chg</b>
Sep 22		823	
Sep 23		537	-35%
Sep 24		477	-11%



1) Casetypes with the state's largest backlogs are highlighted.

**CIVIL CASELOAD SUMMARY BY CASETYPE  
SEPTEMBER 2024  
CAPE MAY**

	Filings			Resolutions			Clearance		Backlog			Backlog Percent		Backlog Per 100 Monthly Filings		Active Pending		
	Sep 2023	Sep 2024	percent change	Sep 2023	Sep 2024	percent change	Sep 2024		Sep 2023	Sep 2024	percent change	Sep 2023	Sep 2024	Sep 2023	Sep 2024	Sep 2023	Sep 2024	percent change
	to Sep 2023	to Sep 2024		number	percent													
	Sep 2023	Sep 2024	change	Sep 2023	Sep 2024	change	number	percent	Sep 2023	Sep 2024	change	Sep 2023	Sep 2024	Sep 2023	Sep 2024	Sep 2023	Sep 2024	change
Act on Neg Inst	1	0	-100%	0	0	0%	0	100%	0	0	0%	0%	0%	0	0	2	0	-100%
Asbestos	0	0	0%	0	0	0%	0	100%	0	0	0%	0%	0%	0	0	0	0	0%
Assault & Bat	3	0	-100%	1	1	0%	1	100%	6	11	83%	33%	69%	1,200	13,200	18	16	-11%
Auto - Pers Inj	14	17	21%	15	21	40%	4	124%	13	9	-31%	17%	12%	274	146	75	77	3%
Auto - Property	2	3	50%	2	3	50%	0	100%	1	0	-100%	17%	0%	150	0	6	4	-33%
Book Account	18	16	-11%	11	11	0%	-5	69%	1	0	-100%	3%	0%	21	0	36	26	-28%
Civil Rights	2	1	-50%	0	1		0	100%	3	10	233%	18%	63%	600	4,000	17	16	-6%
Complex Comm	0	1		0	0	0%	-1	0%	2	2	0%	100%	50%	1,200	1,200	2	4	100%
Condemnation	0	0	0%	0	0	0%	0	100%	2	1	-50%	100%	100%			2	1	-50%
Construction	1	4	300%	1	3	200%	-1	75%	1	3	200%	8%	18%	100	225	12	17	42%
Contract/Comm	23	19	-17%	27	14	-48%	-5	74%	10	6	-40%	16%	7%	122	77	64	85	33%
Employment	0	0	0%	0	1		1	100%	0	1		0%	33%	0	400	2	3	50%
Lieu of P. Writ	2	0	-100%	7	0	-100%	0	100%	1	1	0%	10%	13%	86	150	10	8	-20%
Medical Malprac	2	1	-50%	1	2	100%	1	200%	3	8	167%	21%	53%	720	1,067	14	15	7%
Name Change	9	8	-11%	7	9	29%	1	113%	0	0	0%	0%	0%	0	0	7	3	-57%
Other Insurance	1	3	200%	2	0	-100%	-3	0%	3	0	-100%	50%	0%	900	0	6	5	-17%
Other MCL	0	0	0%	0	0	0%	0	100%	0	0	0%	0%	0%	0	0	0	0	0%
Other Track 1	7	11	57%	9	13	44%	2	118%	7	3	-57%	29%	14%	183	82	24	21	-13%
Other Track 3	5	7	40%	9	5	-44%	-2	71%	6	5	-17%	17%	14%	343	194	35	37	6%
Other Track 4	0	0	0%	0	2		2	100%	2	2	0%	67%	50%	2,400	600	3	4	33%
Personal Injury	18	19	6%	23	25	9%	6	132%	24	29	21%	17%	21%	262	409	145	136	-6%
Prod Liability	1	0	-100%	1	1	0%	1	100%	1	0	-100%	20%	0%	600	0	5	0	-100%
Prof Malpractic	3	3	0%	2	1	-50%	-2	33%	1	4	300%	8%	29%	171	600	13	14	8%
PIP Coverage	1	0	-100%	0	0	0%	0	100%	0	0	0%	0%	0%	0	0	1	0	-100%
Real Property	0	3		1	6	500%	3	200%	0	0	0%	0%	0%	0	0	4	3	-25%
Tort Other	6	6	0%	2	3	50%	-3	50%	8	8	0%	30%	25%	480	417	27	32	19%
Toxic Tort	0	0	0%	0	0	0%	0	100%	0	0	0%	0%	0%	0	0	0	0	0%
UM/UIM Bod Inj	2	1	-50%	0	2		1	200%	0	0	0%	0%	0%	0	0	4	2	-50%
<b>Total</b>	<b>121</b>	<b>123</b>	<b>2%</b>	<b>121</b>	<b>124</b>	<b>2%</b>	<b>1</b>	<b>101%</b>	<b>95</b>	<b>103</b>	<b>8%</b>	<b>18%</b>	<b>19%</b>	<b>218</b>	<b>241</b>	<b>534</b>	<b>529</b>	<b>-1%</b>

**CIVIL BACKLOG SUMMARY BY CASETYPE**

**September 2024**

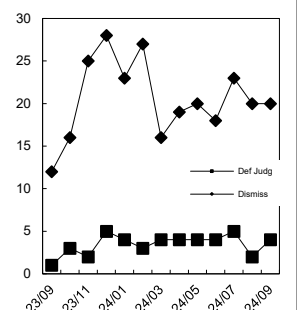
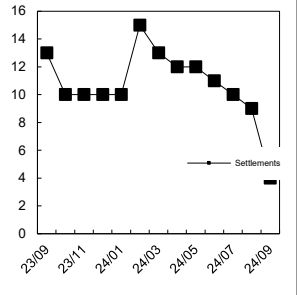
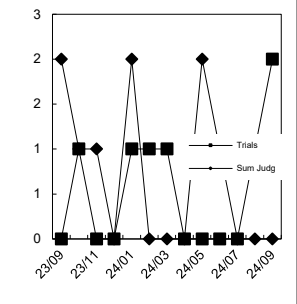
**CAPE MAY**

	<b>Cases in Backlog</b>															<b>Total Backlog</b>
	Track 1					Track 2				Track 3			Track 4			
	12 to 18 months	18 to 24 months	24 to 36 months	over 36 months	Total Track 1	18 to 24 months	24 to 36 months	over 36 months	Total Track 2	24 to 36 months	over 36 months	Total Track 3	24 to 36 months	over 36 months	Total Track 4	
Act on Neg Inst	0	0	0	0	0	0	0	0	0	0	0	0	0	0	0	0
Asbestos	0	0	0	0	0	0	0	0	0	0	0	0	0	0	0	0
Assault & Bat	0	0	0	0	0	0	0	0	0	5	6	11	0	0	0	11
Auto - Pers Inj	0	0	0	0	0	5	4	0	9	0	0	0	0	0	0	9
Auto - Property	0	0	0	0	0	0	0	0	0	0	0	0	0	0	0	0
Book Account	0	0	0	0	0	0	0	0	0	0	0	0	0	0	0	0
Civil Rights	0	0	0	0	0	0	0	0	0	9	1	10	0	0	0	10
Complex Comm	0	0	0	0	0	0	0	0	0	0	0	0	0	2	2	2
Condemnation	0	0	0	0	0	0	0	0	0	0	1	1	0	0	0	1
Construction	0	0	0	0	0	2	1	0	3	0	0	0	0	0	0	3
Contract/Comm	0	0	0	0	0	5	1	0	6	0	0	0	0	0	0	6
Employment	0	0	0	0	0	1	0	0	1	0	0	0	0	0	0	1
Lieu of P. Writ	0	0	0	0	0	0	0	0	0	0	0	0	0	1	1	1
Medical Malprac	0	0	0	0	0	0	0	0	0	5	3	8	0	0	0	8
Name Change	0	0	0	0	0	0	0	0	0	0	0	0	0	0	0	0
Other Insurance	0	0	0	0	0	0	0	0	0	0	0	0	0	0	0	0
Other Mass Tort	0	0	0	0	0	0	0	0	0	0	0	0	0	0	0	0
Other Track 1	0	0	1	2	3	0	0	0	0	0	0	0	0	0	0	3
Other Track 3	0	0	0	0	0	0	0	0	0	5	0	5	0	0	0	5
Other Track 4	0	0	0	0	0	0	0	0	0	0	0	0	1	1	2	2
Personal Injury	0	0	0	0	0	14	13	2	29	0	0	0	0	0	0	29
Prod Liability	0	0	0	0	0	0	0	0	0	0	0	0	0	0	0	0
Prof Malpractic	0	0	0	0	0	0	0	0	0	4	0	4	0	0	0	4
PIP Coverage	0	0	0	0	0	0	0	0	0	0	0	0	0	0	0	0
Real Property	0	0	0	0	0	0	0	0	0	0	0	0	0	0	0	0
Tort Other	0	0	0	0	0	5	2	1	8	0	0	0	0	0	0	8
Toxic Tort	0	0	0	0	0	0	0	0	0	0	0	0	0	0	0	0
UM/UIM Bod Inj	0	0	0	0	0	0	0	0	0	0	0	0	0	0	0	0
<b>Total</b>	<b>0</b>	<b>0</b>	<b>1</b>	<b>2</b>	<b>3</b>	<b>32</b>	<b>21</b>	<b>3</b>	<b>56</b>	<b>28</b>	<b>11</b>	<b>39</b>	<b>1</b>	<b>4</b>	<b>5</b>	<b>103</b>

**CIVIL RESOLUTION SUMMARY BY CASETYPE  
JULY 2024 - SEPTEMBER 2024  
CAPE MAY**

	Trial			Summary					Total	Percent resolved by						Monthly Resolutions
	Jury	Nonjury	Total	Judgment	Settlement	Default Judgment	Dismiss	Other		Trial	Sum Jud	Settle	Default J	Dismiss	Other	
Act on Neg Inst	0	0	0	0	0	0	0	0	0	0%	0%	0%	0%	0%	0%	
Asbestos	0	0	0	0	0	0	0	0	0	0%	0%	0%	0%	0%	0%	
Assault & Bat	0	0	0	0	1	0	0	0	1	0%	0%	100%	0%	0%	0%	
Auto - Pers Inj	1	0	1	0	6	0	12	2	21	5%	0%	29%	0%	57%	10%	
Auto - Property	0	0	0	0	0	2	1	0	3	0%	0%	0%	67%	33%	0%	
Book Account	0	0	0	0	2	5	3	1	11	0%	0%	18%	45%	27%	9%	
Civil Rights	0	0	0	0	0	0	1	0	1	0%	0%	0%	0%	100%	0%	
Complex Commerc	0	0	0	0	0	0	0	0	0	0%	0%	0%	0%	0%	0%	
Condemnation	0	0	0	0	0	0	0	0	0	0%	0%	0%	0%	0%	0%	
Construction	1	0	1	0	1	0	1	0	3	33%	0%	33%	0%	33%	0%	
Contract/Commer	0	1	1	0	2	2	9	0	14	7%	0%	14%	14%	64%	0%	
Employment	0	0	0	0	0	0	1	0	1	0%	0%	0%	0%	100%	0%	
Lieu of P. Writ	0	0	0	0	0	0	0	0	0	0%	0%	0%	0%	0%	0%	
Medical Malprac	0	0	0	0	0	0	2	0	2	0%	0%	0%	0%	100%	0%	
Name Change	0	0	0	0	0	0	0	9	9	0%	0%	0%	0%	0%	100%	
Other Insurance	0	0	0	0	0	0	0	0	0	0%	0%	0%	0%	0%	0%	
Other MCL	0	0	0	0	0	0	0	0	0	0%	0%	0%	0%	0%	0%	
Other Track 1	0	0	0	0	2	0	6	5	13	0%	0%	15%	0%	46%	38%	
Other Track 3	0	0	0	0	1	0	4	0	5	0%	0%	20%	0%	80%	0%	
Other Track 4	0	0	0	0	2	0	0	0	2	0%	0%	100%	0%	0%	0%	
Personal Injury	0	0	0	0	4	0	17	4	25	0%	0%	16%	0%	68%	16%	
Prod Liability	0	0	0	0	1	0	0	0	1	0%	0%	100%	0%	0%	0%	
Prof Malpractic	0	0	0	0	0	0	1	0	1	0%	0%	0%	0%	100%	0%	
PIP Coverage	0	0	0	0	0	0	0	0	0	0%	0%	0%	0%	0%	0%	
Real Property	0	0	0	0	0	1	2	3	6	0%	0%	0%	17%	33%	50%	
Tort Other	0	0	0	0	1	0	2	0	3	0%	0%	33%	0%	67%	0%	
Toxic Tort	0	0	0	0	0	0	0	0	0	0%	0%	0%	0%	0%	0%	
UM/UIM Bod Inj	0	0	0	0	0	1	1	0	2	0%	0%	0%	50%	50%	0%	
<b>Total</b>	<b>2</b>	<b>1</b>	<b>3</b>	<b>0</b>	<b>23</b>	<b>11</b>	<b>63</b>	<b>24</b>	<b>124</b>	<b>2%</b>	<b>0%</b>	<b>19%</b>	<b>9%</b>	<b>51%</b>	<b>19%</b>	

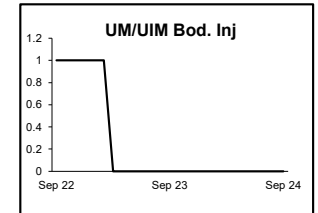
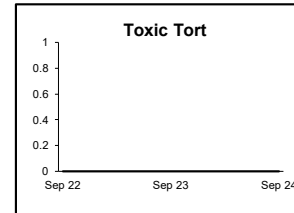
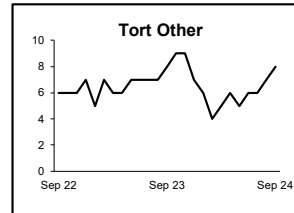
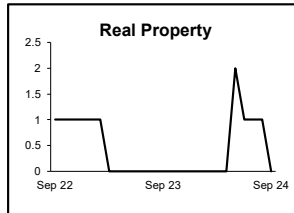
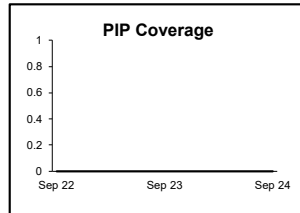
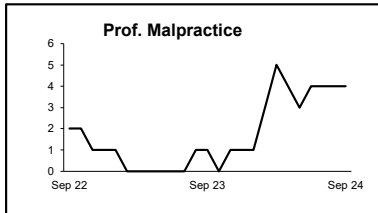
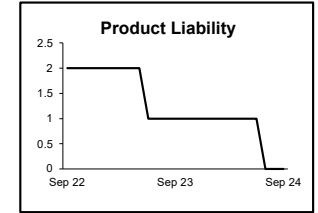
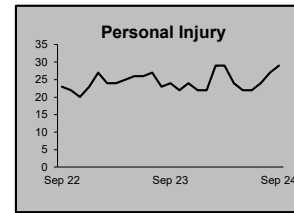
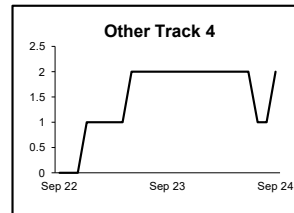
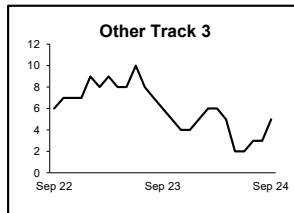
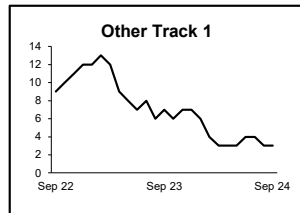
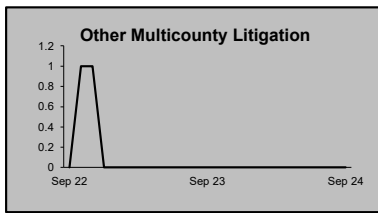
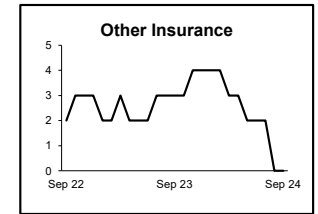
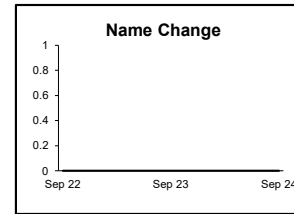
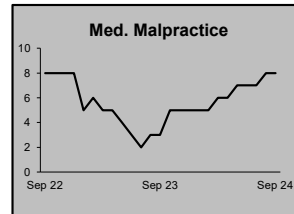
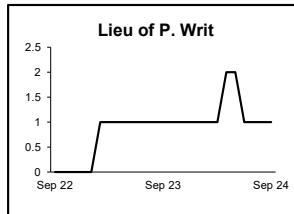
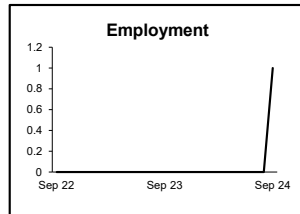
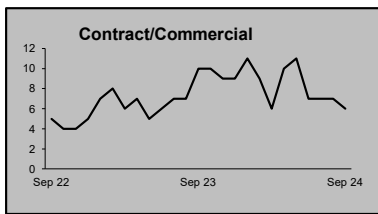
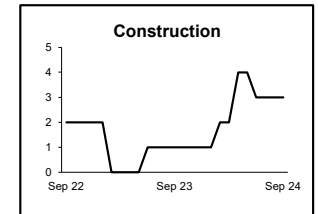
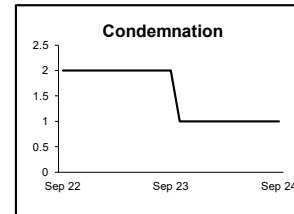
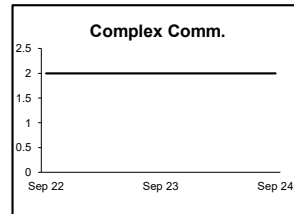
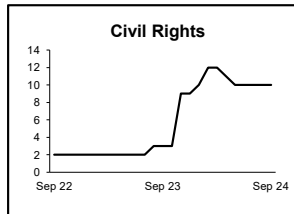
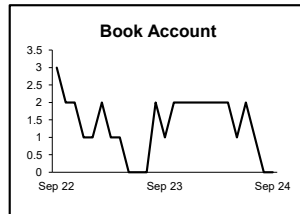
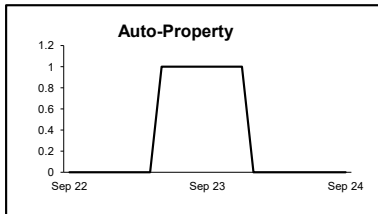
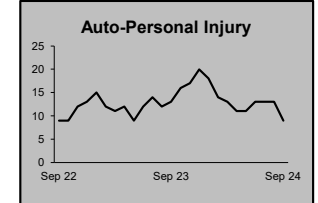
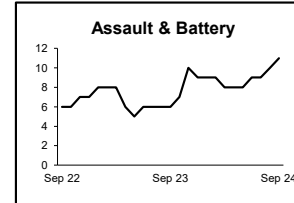
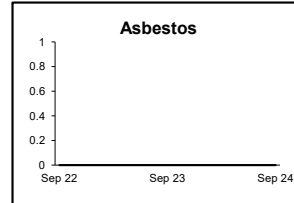

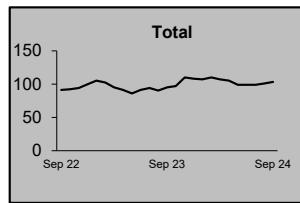
Monthly Resolutions





**CIVIL BACKLOG BY CASETYPE  
SEPTEMBER 2024  
CAPE MAY**

	<b>Total</b>	<b>Backlog</b>	<b>% chg</b>
Sep 22		91	
Sep 23		95	4%
Sep 24		103	8%



1) Casetypes with the state's largest backlogs are highlighted.

**CIVIL CASELOAD SUMMARY BY CASETYPE  
SEPTEMBER 2024  
CUMBERLAND**

	Filings			Resolutions			Clearance		Backlog			Backlog Percent		Backlog Per 100 Monthly Filings		Active Pending		
	Sep 2023	Sep 2024	percent change	Sep 2023	Sep 2024	percent change	Sep 2024		Sep 2023	Sep 2024	percent change	Sep 2023	Sep 2024	Sep 2023	Sep 2024	Sep 2023	Sep 2024	percent change
	to Sep 2023	to Sep 2024		number	percent													
	Sep 2023	Sep 2024	change	Sep 2023	Sep 2024	change	number	percent	Sep 2023	Sep 2024	change	Sep 2023	Sep 2024	Sep 2023	Sep 2024	change	Sep 2023	Sep 2024
Act on Neg Inst	1	0	-100%	0	1		1	100%	0	0	0%	0%	0%	0	0	1	0	-100%
Asbestos	0	0	0%	0	0	0%	0	100%	0	0	0%	0%	0%	0	0	0	0	0%
Assault & Bat	1	1	0%	3	0	-100%	-1	0%	2	2	0%	40%	50%	800	1,200	5	4	-20%
Auto - Pers Inj	47	39	-17%	63	49	-22%	10	126%	53	45	-15%	23%	21%	316	273	234	212	-9%
Auto - Property	7	3	-57%	5	4	-20%	1	133%	1	1	0%	8%	6%	50	63	12	17	42%
Book Account	18	27	50%	18	24	33%	-3	89%	3	3	0%	8%	6%	48	40	38	52	37%
Civil Rights	3	1	-67%	4	1	-75%	0	100%	6	6	0%	35%	33%	480	720	17	18	6%
Complex Comm	0	1		0	0	0%	-1	0%	1	2	100%	100%	29%	1,200	400	1	7	600%
Condemnation	0	1		0	0	0%	-1	0%	0	0	0%	0%	0%	0	0	0	1	
Construction	1	0	-100%	1	5	400%	5	100%	0	1		0%	33%	0	240	5	3	-40%
Contract/Comm	25	30	20%	13	31	138%	1	103%	12	10	-17%	18%	11%	180	103	67	89	33%
Employment	2	1	-50%	1	3	200%	2	300%	0	1		0%	11%	0	133	4	9	125%
Lieu of P. Writ	2	0	-100%	2	2	0%	2	100%	0	0	0%	0%	0%	0	0	3	4	33%
Medical Malprac	1	3	200%	3	4	33%	1	133%	10	10	0%	34%	38%	1,000	1,714	29	26	-10%
Name Change	11	9	-18%	13	10	-23%	1	111%	0	0	0%	0%	0%	0	0	13	11	-15%
Other Insurance	2	0	-100%	2	2	0%	2	100%	0	3		0%	75%	0	900	6	4	-33%
Other MCL	0	0	0%	0	0	0%	0	100%	0	0	0%	0%	0%	0	0	0	0	0%
Other Track 1	15	23	53%	15	16	7%	-7	70%	5	6	20%	13%	17%	91	106	38	36	-5%
Other Track 3	5	8	60%	5	18	260%	10	225%	11	8	-27%	22%	16%	357	246	51	49	-4%
Other Track 4	0	2		1	1	0%	-1	50%	5	4	-20%	100%	67%	6,000	2,400	5	6	20%
Personal Injury	36	27	-25%	26	27	4%	0	100%	33	27	-18%	21%	20%	338	279	154	135	-12%
Prod Liability	3	0	-100%	0	0	0%	0	100%	3	2	-33%	50%	33%	900	2,400	6	6	0%
Prof Malpractic	1	1	0%	2	1	-50%	0	100%	2	1	-50%	40%	11%	600	200	5	9	80%
PIP Coverage	0	0	0%	3	0	-100%	0	100%	0	1		0%	100%	0		0	1	
Real Property	1	3	200%	4	1	-75%	-2	33%	2	1	-50%	100%	20%	800	240	2	5	150%
Tort Other	16	3	-81%	4	5	25%	2	167%	4	6	50%	11%	21%	137	360	35	29	-17%
Toxic Tort	0	0	0%	1	0	-100%	0	100%	0	0	0%	0%	0%	0	0	0	1	
UM/UIM Bod Inj	4	5	25%	3	7	133%	2	140%	3	5	67%	15%	24%	171	316	20	21	5%
<b>Total</b>	<b>202</b>	<b>188</b>	<b>-7%</b>	<b>192</b>	<b>212</b>	<b>10%</b>	<b>24</b>	<b>113%</b>	<b>156</b>	<b>145</b>	<b>-7%</b>	<b>21%</b>	<b>19%</b>	<b>238</b>	<b>217</b>	<b>751</b>	<b>755</b>	<b>1%</b>

**CIVIL BACKLOG SUMMARY BY CASETYPE**

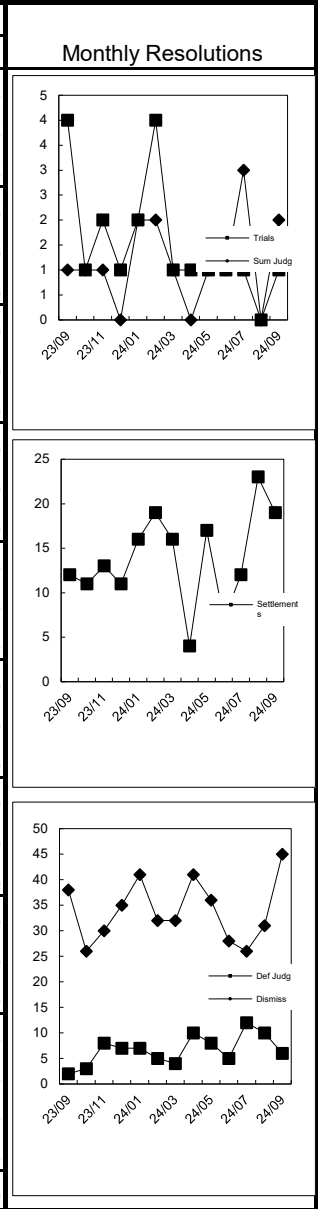
**September 2024**

**CUMBERLAND**

	<b>Cases in Backlog</b>															<b>Total Backlog</b>
	Track 1					Track 2				Track 3			Track 4			
	12 to 18 months	18 to 24 months	24 to 36 months	over 36 months	Total Track 1	18 to 24 months	24 to 36 months	over 36 months	Total Track 2	24 to 36 months	over 36 months	Total Track 3	24 to 36 months	over 36 months	Total Track 4	
Act on Neg Inst	0	0	0	0	0	0	0	0	0	0	0	0	0	0	0	0
Asbestos	0	0	0	0	0	0	0	0	0	0	0	0	0	0	0	0
Assault & Bat	0	0	0	0	0	0	0	0	0	1	1	2	0	0	0	2
Auto - Pers Inj	0	0	0	0	0	22	21	2	45	0	0	0	0	0	0	45
Auto - Property	0	0	0	0	0	0	0	1	1	0	0	0	0	0	0	1
Book Account	1	2	0	0	3	0	0	0	0	0	0	0	0	0	0	3
Civil Rights	0	0	0	0	0	0	0	0	0	4	2	6	0	0	0	6
Complex Comm	0	0	0	0	0	0	0	0	0	0	0	0	1	1	2	2
Condemnation	0	0	0	0	0	0	0	0	0	0	0	0	0	0	0	0
Construction	0	0	0	0	0	1	0	0	1	0	0	0	0	0	0	1
Contract/Comm	0	0	0	0	0	4	6	0	10	0	0	0	0	0	0	10
Employment	0	0	0	0	0	1	0	0	1	0	0	0	0	0	0	1
Lieu of P. Writ	0	0	0	0	0	0	0	0	0	0	0	0	0	0	0	0
Medical Malprac	0	0	0	0	0	0	0	0	0	7	3	10	0	0	0	10
Name Change	0	0	0	0	0	0	0	0	0	0	0	0	0	0	0	0
Other Insurance	1	2	0	0	3	0	0	0	0	0	0	0	0	0	0	3
Other Mass Tort	0	0	0	0	0	0	0	0	0	0	0	0	0	0	0	0
Other Track 1	2	1	1	1	5	0	0	0	0	0	1	1	0	0	0	6
Other Track 3	0	0	0	0	0	0	0	0	0	5	3	8	0	0	0	8
Other Track 4	0	0	0	0	0	0	0	0	0	0	0	0	0	4	4	4
Personal Injury	0	0	0	0	0	9	13	5	27	0	0	0	0	0	0	27
Prod Liability	0	0	0	0	0	0	0	0	0	0	2	2	0	0	0	2
Prof Malpractic	0	0	0	0	0	0	0	0	0	0	1	1	0	0	0	1
PIP Coverage	0	1	0	0	1	0	0	0	0	0	0	0	0	0	0	1
Real Property	0	0	0	0	0	0	0	0	0	0	1	1	0	0	0	1
Tort Other	0	0	0	0	0	3	2	0	5	1	0	1	0	0	0	6
Toxic Tort	0	0	0	0	0	0	0	0	0	0	0	0	0	0	0	0
UM/UIM Bod Inj	0	0	0	0	0	3	2	0	5	0	0	0	0	0	0	5
<b>Total</b>	<b>4</b>	<b>6</b>	<b>1</b>	<b>1</b>	<b>12</b>	<b>43</b>	<b>44</b>	<b>8</b>	<b>95</b>	<b>18</b>	<b>14</b>	<b>32</b>	<b>1</b>	<b>5</b>	<b>6</b>	<b>145</b>

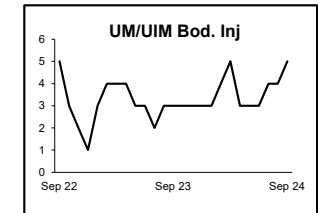
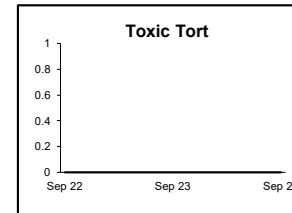
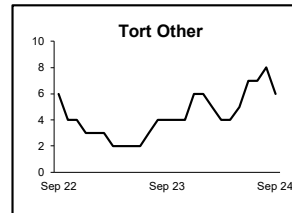
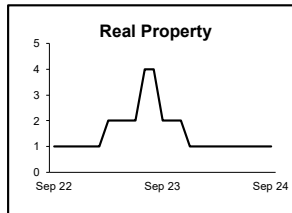
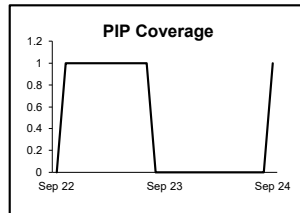
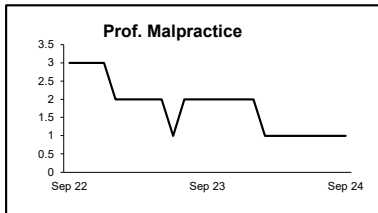
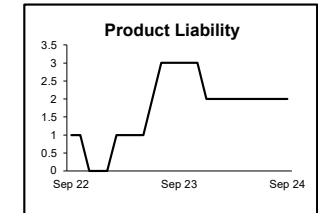
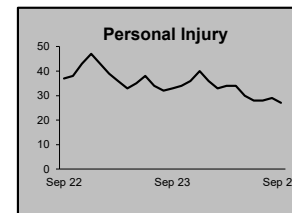
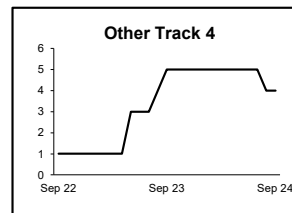
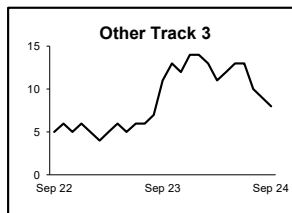
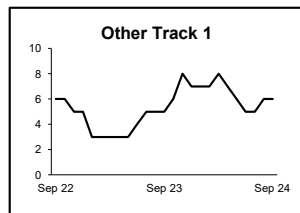
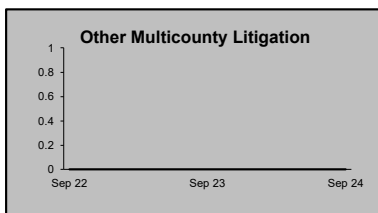
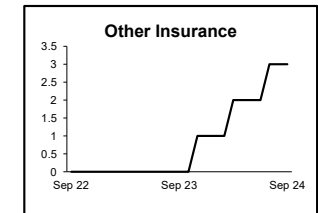
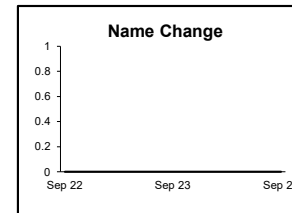
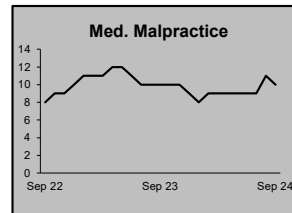
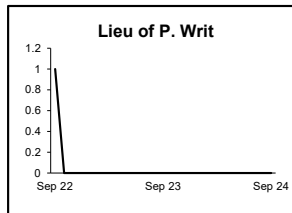
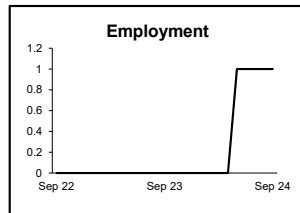
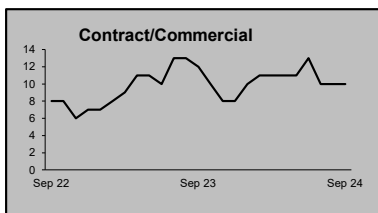
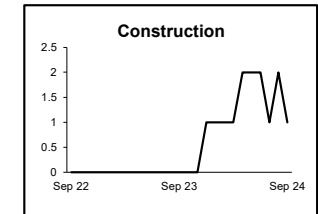
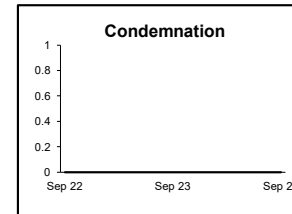
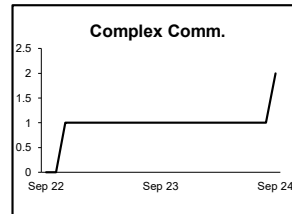
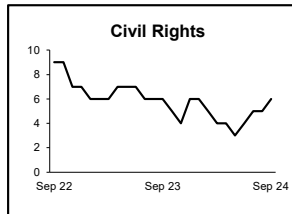
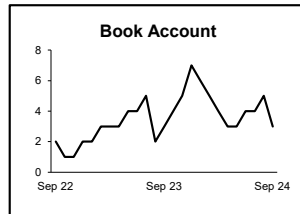
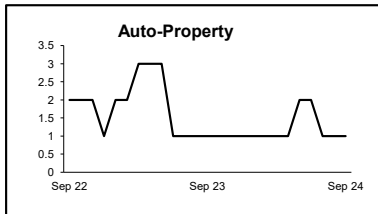
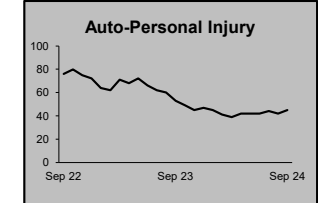
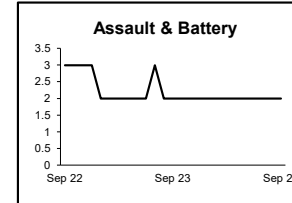
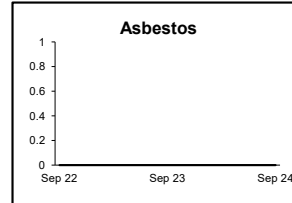

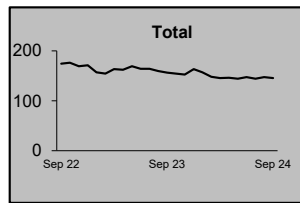
**CIVIL RESOLUTION SUMMARY BY CASETYPE  
JULY 2024 - SEPTEMBER 2024  
CUMBERLAND**

	Trial			Summary					Total	Percent resolved by					
	Jury	Nonjury	Total	Judgment	Settlement	Default Judgment	Dismiss	Other		Trial	Sum Jud	Settle	Default J	Dismiss	Other
Act on Neg Inst	0	0	0	0	0	1	0	0	1	0%	0%	0%	100%	0%	0%
Asbestos	0	0	0	0	0	0	0	0	0	0%	0%	0%	0%	0%	0%
Assault & Bat	0	0	0	0	0	0	0	0	0	0%	0%	0%	0%	0%	0%
Auto - Pers Inj	0	0	0	0	15	1	33	0	49	0%	0%	31%	2%	67%	0%
Auto - Property	0	0	0	0	1	3	0	0	4	0%	0%	25%	75%	0%	0%
Book Account	0	0	0	0	9	6	7	2	24	0%	0%	38%	25%	29%	8%
Civil Rights	0	0	0	0	0	0	1	0	1	0%	0%	0%	0%	100%	0%
Complex Commerc	0	0	0	0	0	0	0	0	0	0%	0%	0%	0%	0%	0%
Condemnation	0	0	0	0	0	0	0	0	0	0%	0%	0%	0%	0%	0%
Construction	0	1	1	0	1	1	2	0	5	20%	0%	20%	20%	40%	0%
Contract/Commer	0	0	0	1	4	11	12	3	31	0%	3%	13%	35%	39%	10%
Employment	0	0	0	0	0	0	3	0	3	0%	0%	0%	0%	100%	0%
Lieu of P. Writ	0	0	0	0	0	0	2	0	2	0%	0%	0%	0%	100%	0%
Medical Malprac	0	0	0	0	2	0	2	0	4	0%	0%	50%	0%	50%	0%
Name Change	0	0	0	0	0	0	4	6	10	0%	0%	0%	0%	40%	60%
Other Insurance	0	0	0	0	0	2	0	0	2	0%	0%	0%	100%	0%	0%
Other MCL	0	0	0	0	0	0	0	0	0	0%	0%	0%	0%	0%	0%
Other Track 1	0	0	0	0	3	0	9	4	16	0%	0%	19%	0%	56%	25%
Other Track 3	0	0	0	3	4	0	7	4	18	0%	17%	22%	0%	39%	22%
Other Track 4	0	0	0	0	0	0	1	0	1	0%	0%	0%	0%	100%	0%
Personal Injury	0	0	0	0	8	2	16	1	27	0%	0%	30%	7%	59%	4%
Prod Liability	0	0	0	0	0	0	0	0	0	0%	0%	0%	0%	0%	0%
Prof Malpractic	0	0	0	0	0	0	1	0	1	0%	0%	0%	0%	100%	0%
PIP Coverage	0	0	0	0	0	0	0	0	0	0%	0%	0%	0%	0%	0%
Real Property	0	0	0	0	1	0	0	0	1	0%	0%	100%	0%	0%	0%
Tort Other	1	0	1	1	2	1	0	0	5	20%	20%	40%	20%	0%	0%
Toxic Tort	0	0	0	0	0	0	0	0	0	0%	0%	0%	0%	0%	0%
UM/UIM Bod Inj	0	0	0	0	4	0	2	1	7	0%	0%	57%	0%	29%	14%
<b>Total</b>	<b>1</b>	<b>1</b>	<b>2</b>	<b>5</b>	<b>54</b>	<b>28</b>	<b>102</b>	<b>21</b>	<b>212</b>	<b>1%</b>	<b>2%</b>	<b>25%</b>	<b>13%</b>	<b>48%</b>	<b>10%</b>



**CIVIL BACKLOG BY CASETYPE  
SEPTEMBER 2024  
CUMBERLAND**

	<b>Total</b>	<b>Backlog</b>	<b>% chg</b>
Sep 22		174	
Sep 23		156	-10%
Sep 24		145	-7%



1) Casetypes with the state's largest backlogs are highlighted.

**CIVIL CASELOAD SUMMARY BY CASETYPE  
SEPTEMBER 2024  
ESSEX**

	Filings			Resolutions			Clearance		Backlog			Backlog Percent		Backlog Per 100 Monthly Filings		Active Pending		
	Sep 2023	Sep 2024	percent change	Sep 2023	Sep 2024	percent change	Sep 2024		Sep 2023	Sep 2024	percent change	Sep 2023	Sep 2024	Sep 2023	Sep 2024	Sep 2023	Sep 2024	percent change
	to Sep 2023	to Sep 2024		number	percent													
	Sep 2023	Sep 2024	change	Sep 2023	Sep 2024	change	number	percent	Sep 2023	Sep 2024	change	Sep 2023	Sep 2024	change	Sep 2023	Sep 2024	change	
Act on Neg Inst	4	8	100%	3	4	33%	-4	50%	5	7	40%	31%	35%	316	350	16	20	25%
Asbestos	0	0	0%	0	0	0%	0	100%	0	0	0%	0%	0%	0	0	0	0	0%
Assault & Bat	5	6	20%	5	5	0%	-1	83%	82	475	479%	48%	94%	5,788	31,667	170	508	199%
Auto - Pers Inj	1,000	1,042	4%	1,058	1,077	2%	35	103%	2,227	1,555	-30%	38%	29%	693	479	5,878	5,364	-9%
Auto - Property	33	53	61%	29	42	45%	-11	79%	16	16	0%	14%	11%	140	87	111	149	34%
Book Account	180	256	42%	174	194	11%	-62	76%	75	61	-19%	18%	10%	121	72	423	609	44%
Civil Rights	22	10	-55%	15	16	7%	6	160%	48	50	4%	27%	46%	873	1,091	177	109	-38%
Complex Comm	16	7	-56%	12	12	0%	5	171%	55	40	-27%	37%	68%	835	762	147	59	-60%
Condemnation	0	0	0%	0	0	0%	0	100%	1	3	200%	33%	60%	1,200	1,800	3	5	67%
Construction	11	20	82%	16	19	19%	-1	95%	93	65	-30%	67%	58%	2,426	1,625	138	113	-18%
Contract/Comm	200	205	3%	181	226	25%	21	110%	221	221	0%	27%	26%	331	330	804	844	5%
Employment	14	9	-36%	10	5	-50%	-4	56%	19	16	-16%	37%	25%	616	349	52	63	21%
Lieu of P. Writ	11	4	-64%	7	14	100%	10	350%	19	18	-5%	37%	34%	760	864	52	53	2%
Medical Malprac	26	26	0%	37	46	24%	20	177%	237	176	-26%	59%	52%	2,452	1,837	404	336	-17%
Name Change	72	82	14%	77	77	0%	-5	94%	0	2		0%	3%	0	8	62	75	21%
Other Insurance	11	20	82%	17	23	35%	3	115%	33	19	-42%	51%	37%	792	415	65	52	-20%
Other MCL	1	0	-100%	0	0	0%	0	100%	0	0	0%	0%	0%	0	0	1	1	0%
Other Track 1	92	113	23%	91	105	15%	-8	93%	155	89	-43%	40%	26%	460	244	387	338	-13%
Other Track 3	49	59	20%	46	53	15%	-6	90%	158	132	-16%	37%	31%	854	616	422	429	2%
Other Track 4	13	4	-69%	3	11	267%	7	275%	42	30	-29%	44%	57%	1,362	1,125	95	53	-44%
Personal Injury	365	394	8%	383	430	12%	36	109%	1,084	986	-9%	38%	38%	801	756	2,855	2,613	-8%
Prod Liability	10	7	-30%	15	6	-60%	-1	86%	21	18	-14%	47%	41%	1,008	900	45	44	-2%
Prof Malpractic	11	13	18%	16	8	-50%	-5	62%	59	50	-15%	49%	45%	1,609	1,395	120	111	-8%
PIP Coverage	5	8	60%	5	4	-20%	-4	50%	8	3	-63%	40%	20%	457	157	20	15	-25%
Real Property	16	14	-13%	6	13	117%	-1	93%	20	15	-25%	41%	33%	632	383	49	45	-8%
Tort Other	54	49	-9%	51	50	-2%	1	102%	169	116	-31%	45%	41%	961	696	375	285	-24%
Toxic Tort	0	0	0%	2	1	-50%	1	100%	6	2	-67%	67%	40%	2,400	800	9	5	-44%
UM/UIM Bod Inj	45	38	-16%	39	45	15%	7	118%	64	61	-5%	28%	26%	457	383	227	232	2%
<b>Total</b>	<b>2,266</b>	<b>2,447</b>	<b>8%</b>	<b>2,298</b>	<b>2,486</b>	<b>8%</b>	<b>39</b>	<b>102%</b>	<b>4,917</b>	<b>4,226</b>	<b>-14%</b>	<b>38%</b>	<b>34%</b>	<b>650</b>	<b>533</b>	<b>13,107</b>	<b>12,530</b>	<b>-4%</b>

**CIVIL BACKLOG SUMMARY BY CASETYPE**

**September 2024**

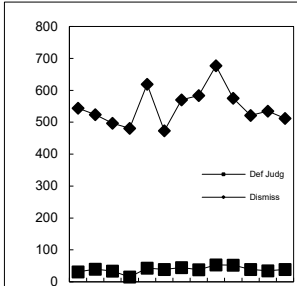
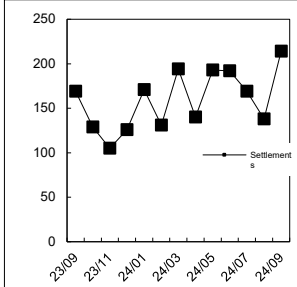
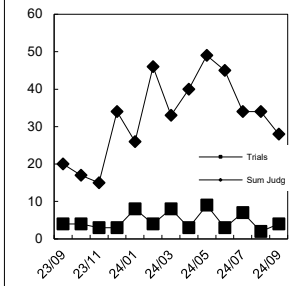
**ESSEX**

	<b>Cases in Backlog</b>															<b>Total Backlog</b>
	Track 1					Track 2				Track 3			Track 4			
	12 to 18 months	18 to 24 months	24 to 36 months	over 36 months	Total Track 1	18 to 24 months	24 to 36 months	over 36 months	Total Track 2	24 to 36 months	over 36 months	Total Track 3	24 to 36 months	over 36 months	Total Track 4	
Act on Neg Inst	4	0	2	1	7	0	0	0	0	0	0	0	0	0	0	7
Asbestos	0	0	0	0	0	0	0	0	0	0	0	0	0	0	0	0
Assault & Bat	0	0	0	0	0	0	0	0	0	263	212	475	0	0	0	475
Auto - Pers Inj	0	0	0	0	0	607	539	409	1,555	0	0	0	0	0	0	1,555
Auto - Property	0	0	0	0	0	8	6	2	16	0	0	0	0	0	0	16
Book Account	26	18	12	5	61	0	0	0	0	0	0	0	0	0	0	61
Civil Rights	0	0	0	0	0	0	0	0	0	22	28	50	0	0	0	50
Complex Comm	0	0	0	0	0	0	0	0	0	0	0	0	12	28	40	40
Condemnation	0	0	0	0	0	0	0	0	0	2	1	3	0	0	0	3
Construction	0	0	0	0	0	8	9	48	65	0	0	0	0	0	0	65
Contract/Comm	0	0	0	0	0	53	101	67	221	0	0	0	0	0	0	221
Employment	0	0	0	0	0	7	3	6	16	0	0	0	0	0	0	16
Lieu of P. Writ	0	0	0	0	0	0	0	0	0	0	0	0	6	12	18	18
Medical Malprac	0	0	0	0	0	0	0	0	0	60	116	176	0	0	0	176
Name Change	1	1	0	0	2	0	0	0	0	0	0	0	0	0	0	2
Other Insurance	6	2	6	5	19	0	0	0	0	0	0	0	0	0	0	19
Other Mass Tort	0	0	0	0	0	0	0	0	0	0	0	0	0	0	0	0
Other Track 1	32	22	9	12	75	4	3	4	11	0	3	3	0	0	0	89
Other Track 3	0	0	0	0	0	0	0	0	0	57	75	132	0	0	0	132
Other Track 4	0	0	0	0	0	0	1	0	1	0	0	0	7	22	29	30
Personal Injury	0	0	0	0	0	375	365	245	985	0	1	1	0	0	0	986
Prod Liability	0	0	0	0	0	0	0	0	0	6	12	18	0	0	0	18
Prof Malpractic	0	0	0	0	0	0	0	0	0	17	33	50	0	0	0	50
PIP Coverage	1	2	0	0	3	0	0	0	0	0	0	0	0	0	0	3
Real Property	7	3	3	2	15	0	0	0	0	0	0	0	0	0	0	15
Tort Other	0	0	0	0	0	34	42	40	116	0	0	0	0	0	0	116
Toxic Tort	0	0	0	0	0	0	0	0	0	0	2	2	0	0	0	2
UM/UIM Bod Inj	0	0	0	0	0	26	19	16	61	0	0	0	0	0	0	61
<b>Total</b>	<b>77</b>	<b>48</b>	<b>32</b>	<b>25</b>	<b>182</b>	<b>1,122</b>	<b>1,088</b>	<b>837</b>	<b>3,047</b>	<b>427</b>	<b>483</b>	<b>910</b>	<b>25</b>	<b>62</b>	<b>87</b>	<b>4,226</b>

**CIVIL RESOLUTION SUMMARY BY CASETYPE  
JULY 2024 - SEPTEMBER 2024  
ESSEX**

	Trial			Summary					Total	Percent resolved by					
	Jury	Nonjury	Total	Judgment	Settlement	Default Judgment	Dismiss	Other		Trial	Sum Jud	Settle	Default J	Dismiss	Other
Act on Neg Inst	0	0	0	0	0	2	2	0	4	0%	0%	0%	50%	50%	0%
Asbestos	0	0	0	0	0	0	0	0	0	0%	0%	0%	0%	0%	0%
Assault & Bat	0	0	0	0	1	0	4	0	5	0%	0%	20%	0%	80%	0%
Auto - Pers Inj	1	1	2	16	268	6	744	41	1,077	0%	1%	25%	1%	69%	4%
Auto - Property	0	0	0	2	5	15	20	0	42	0%	5%	12%	36%	48%	0%
Book Account	0	2	2	11	25	53	102	1	194	1%	6%	13%	27%	53%	1%
Civil Rights	0	0	0	1	1	0	13	1	16	0%	6%	6%	0%	81%	6%
Complex Commerc	0	0	0	0	1	0	9	2	12	0%	0%	8%	0%	75%	17%
Condemnation	0	0	0	0	0	0	0	0	0	0%	0%	0%	0%	0%	0%
Construction	1	0	1	3	10	0	5	0	19	5%	16%	53%	0%	26%	0%
Contract/Commer	0	0	0	28	38	27	121	12	226	0%	12%	17%	12%	54%	5%
Employment	0	0	0	0	1	0	3	1	5	0%	0%	20%	0%	60%	20%
Lieu of P. Writ	0	0	0	0	0	0	14	0	14	0%	0%	0%	0%	100%	0%
Medical Malprac	1	0	1	1	20	0	20	4	46	2%	2%	43%	0%	43%	9%
Name Change	0	0	0	0	0	0	8	69	77	0%	0%	0%	0%	10%	90%
Other Insurance	0	0	0	1	2	0	18	2	23	0%	4%	9%	0%	78%	9%
Other MCL	0	0	0	0	0	0	0	0	0	0%	0%	0%	0%	0%	0%
Other Track 1	0	0	0	12	18	5	67	3	105	0%	11%	17%	5%	64%	3%
Other Track 3	1	0	1	2	12	0	31	7	53	2%	4%	23%	0%	58%	13%
Other Track 4	1	0	1	3	1	0	6	0	11	9%	27%	9%	0%	55%	0%
Personal Injury	4	0	4	13	93	4	293	23	430	1%	3%	22%	1%	68%	5%
Prod Liability	0	0	0	0	0	0	4	2	6	0%	0%	0%	0%	67%	33%
Prof Malpractic	0	0	0	0	2	0	5	1	8	0%	0%	25%	0%	63%	13%
PIP Coverage	0	0	0	0	0	0	4	0	4	0%	0%	0%	0%	100%	0%
Real Property	0	0	0	3	1	0	9	0	13	0%	23%	8%	0%	69%	0%
Tort Other	1	0	1	0	14	1	31	3	50	2%	0%	28%	2%	62%	6%
Toxic Tort	0	0	0	0	0	0	1	0	1	0%	0%	0%	0%	100%	0%
UM/UIM Bod Inj	0	0	0	0	8	0	34	3	45	0%	0%	18%	0%	76%	7%
<b>Total</b>	<b>10</b>	<b>3</b>	<b>13</b>	<b>96</b>	<b>521</b>	<b>113</b>	<b>1,568</b>	<b>175</b>	<b>2,486</b>	<b>1%</b>	<b>4%</b>	<b>21%</b>	<b>5%</b>	<b>63%</b>	<b>7%</b>

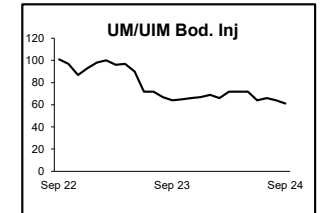
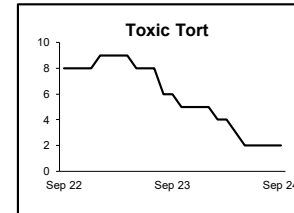
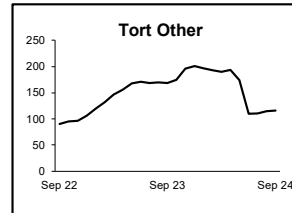
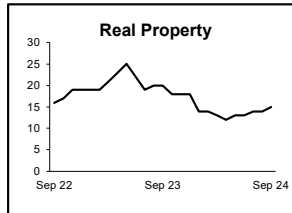
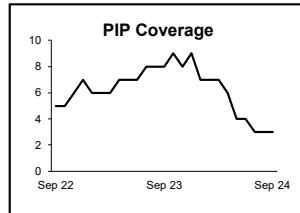
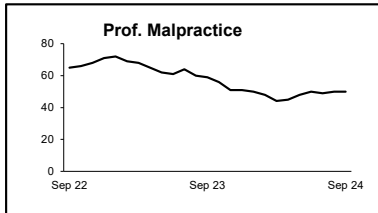
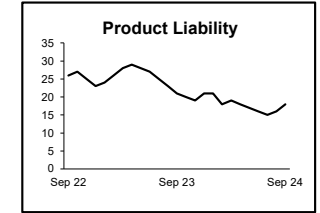
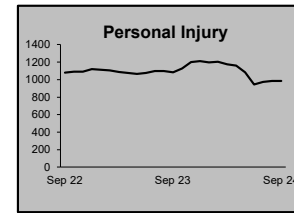
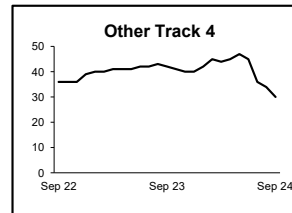
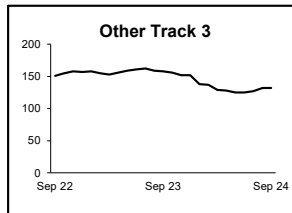
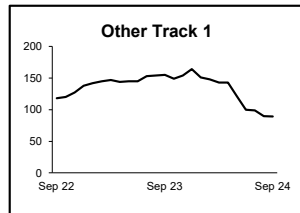
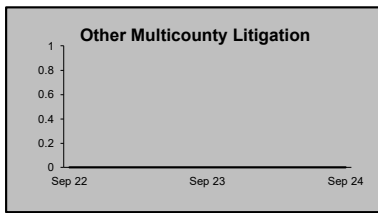
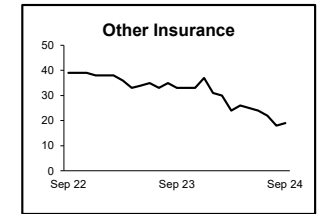
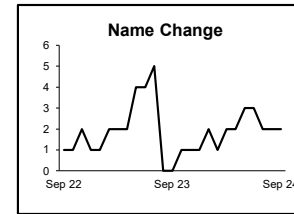
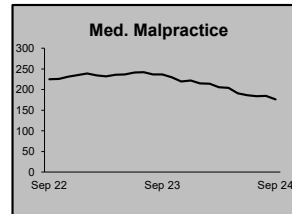
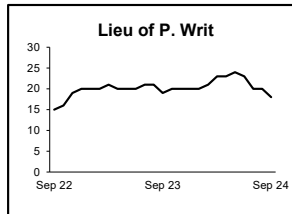
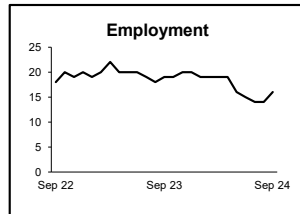
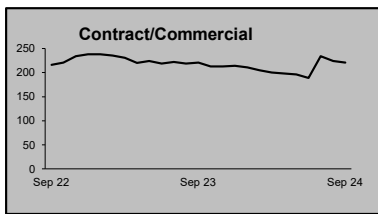
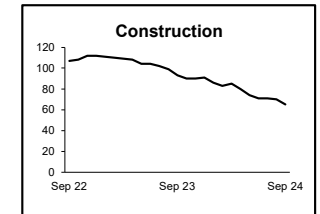
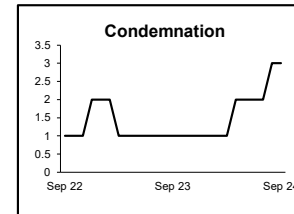
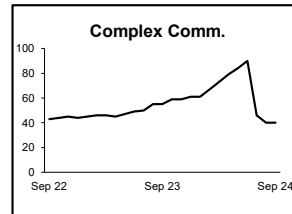
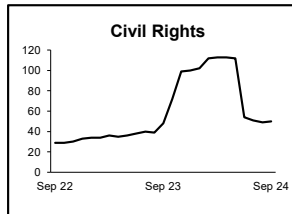
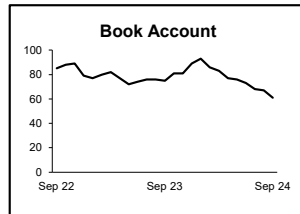
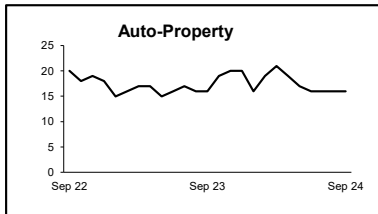
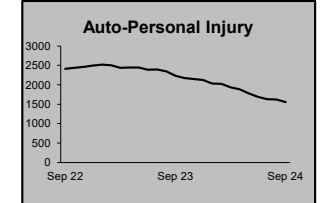
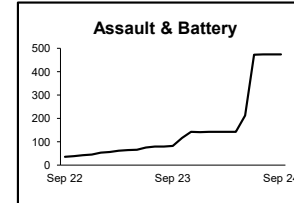
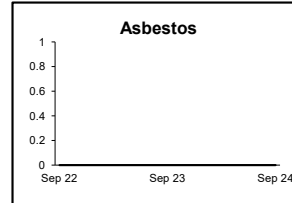
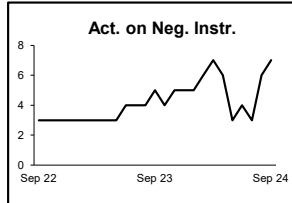
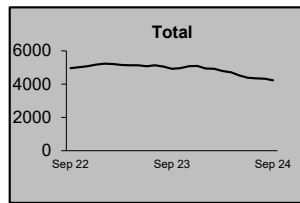
Monthly Resolutions





## CIVIL BACKLOG BY CASETYPE SEPTEMBER 2024 ESSEX

	Total Backlog	% chg
Sep 22	4,948	
Sep 23	4,917	-1%
Sep 24	4,226	-14%



1) Casetypes with the state's largest backlogs are highlighted.

**CIVIL CASELOAD SUMMARY BY CASETYPE  
SEPTEMBER 2024  
GLOUCESTER**

	Filings			Resolutions			Clearance		Backlog			Backlog Percent		Backlog Per 100 Monthly Filings		Active Pending		
	Sep 2023	Sep 2024	percent change	Sep 2023	Sep 2024	percent change	Sep 2024		Sep 2023	Sep 2024	percent change	Sep 2023	Sep 2024	Sep 2023	Sep 2024	Sep 2023	Sep 2024	percent change
	to Sep 2023	to Sep 2024		number	percent													
	Sep 2023	Sep 2024	change	Sep 2023	Sep 2024	change	number	percent	Sep 2023	Sep 2024	change	Sep 2023	Sep 2024	Sep 2023	Sep 2024	change	Sep 2023	Sep 2024
Act on Neg Inst	2	2	0%	1	0	-100%	-2	0%	1	0	-100%	25%	0%	300	0	4	4	0%
Asbestos	0	0	0%	0	0	0%	0	100%	0	0	0%	0%	0%	0	0	0	0	0%
Assault & Bat	1	0	-100%	1	0	-100%	0	100%	0	2		0%	29%	0	600	4	7	75%
Auto - Pers Inj	95	94	-1%	103	93	-10%	-1	99%	90	70	-22%	21%	18%	297	237	431	390	-10%
Auto - Property	8	6	-25%	5	11	120%	5	183%	0	0	0%	0%	0%	0	0	21	25	19%
Book Account	41	57	39%	37	56	51%	-1	98%	1	6	500%	1%	5%	7	32	78	117	50%
Civil Rights	5	2	-60%	3	9	200%	7	450%	1	3	200%	8%	23%	100	200	13	13	0%
Complex Comm	0	0	0%	0	1		1	100%	3	4	33%	50%	67%	1,800	800	6	6	0%
Condemnation	4	3	-25%	0	2		-1	67%	0	0	0%	0%	0%	0	0	4	4	0%
Construction	1	1	0%	4	4	0%	3	400%	2	3	50%	25%	50%	343	400	8	6	-25%
Contract/Comm	53	57	8%	54	47	-13%	-10	82%	13	19	46%	8%	10%	78	91	156	197	26%
Employment	1	7	600%	1	5	400%	-2	71%	3	1	-67%	43%	10%	514	80	7	10	43%
Lieu of P. Writ	1	4	300%	5	6	20%	2	150%	0	2		0%	11%	0	120	13	18	38%
Medical Malprac	12	5	-58%	4	2	-50%	-3	40%	28	25	-11%	43%	42%	1,018	1,304	65	60	-8%
Name Change	20	34	70%	19	51	168%	17	150%	0	0	0%	0%	0%	0	0	13	19	46%
Other Insurance	2	0	-100%	1	3	200%	3	100%	3	3	0%	38%	60%	600	600	8	5	-38%
Other MCL	0	0	0%	0	0	0%	0	100%	0	0	0%	0%	0%	0	0	0	0	0%
Other Track 1	32	45	41%	39	33	-15%	-12	73%	8	19	138%	10%	21%	75	177	79	91	15%
Other Track 3	21	19	-10%	16	10	-38%	-9	53%	14	12	-14%	16%	12%	195	171	89	101	13%
Other Track 4	0	1		1	1	0%	0	100%	15	10	-33%	79%	77%	6,000	2,400	19	13	-32%
Personal Injury	54	52	-4%	54	48	-11%	-4	92%	48	55	15%	18%	20%	240	281	273	279	2%
Prod Liability	4	1	-75%	2	3	50%	2	300%	1	1	0%	10%	13%	171	240	10	8	-20%
Prof Malpractic	5	0	-100%	4	5	25%	5	100%	10	5	-50%	36%	38%	800	3,000	28	13	-54%
PIP Coverage	0	3		0	0	0%	-3	0%	0	1		0%	20%	0	240	1	5	400%
Real Property	2	6	200%	0	3		-3	50%	4	1	-75%	40%	9%	533	80	10	11	10%
Tort Other	5	6	20%	17	7	-59%	1	117%	15	9	-40%	47%	26%	563	309	32	34	6%
Toxic Tort	0	0	0%	0	0	0%	0	100%	0	0	0%	0%	0%	0	0	0	0	0%
UM/UM Bod Inj	5	8	60%	12	7	-42%	-1	88%	7	11	57%	17%	26%	221	440	42	42	0%
<b>Total</b>	<b>374</b>	<b>413</b>	<b>10%</b>	<b>383</b>	<b>407</b>	<b>6%</b>	<b>-6</b>	<b>99%</b>	<b>267</b>	<b>262</b>	<b>-2%</b>	<b>19%</b>	<b>18%</b>	<b>212</b>	<b>191</b>	<b>1,414</b>	<b>1,478</b>	<b>5%</b>

**CIVIL BACKLOG SUMMARY BY CASETYPE**

**September 2024**

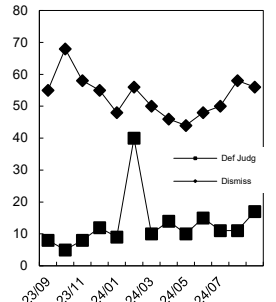
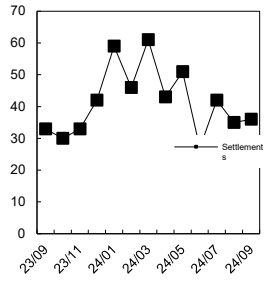
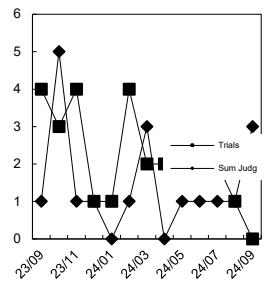
**GLOUCESTER**

	<b>Cases in Backlog</b>															<b>Total Backlog</b>
	Track 1					Track 2				Track 3			Track 4			
	12 to 18 months	18 to 24 months	24 to 36 months	over 36 months	Total Track 1	18 to 24 months	24 to 36 months	over 36 months	Total Track 2	24 to 36 months	over 36 months	Total Track 3	24 to 36 months	over 36 months	Total Track 4	
Act on Neg Inst	0	0	0	0	0	0	0	0	0	0	0	0	0	0	0	0
Asbestos	0	0	0	0	0	0	0	0	0	0	0	0	0	0	0	0
Assault & Bat	0	0	0	0	0	0	0	0	0	2	0	2	0	0	0	2
Auto - Pers Inj	0	0	0	0	0	36	25	9	70	0	0	0	0	0	0	70
Auto - Property	0	0	0	0	0	0	0	0	0	0	0	0	0	0	0	0
Book Account	5	1	0	0	6	0	0	0	0	0	0	0	0	0	0	6
Civil Rights	0	0	0	0	0	0	0	0	0	3	0	3	0	0	0	3
Complex Comm	0	0	0	0	0	0	0	0	0	0	0	0	1	3	4	4
Condemnation	0	0	0	0	0	0	0	0	0	0	0	0	0	0	0	0
Construction	0	0	0	0	0	1	1	1	3	0	0	0	0	0	0	3
Contract/Comm	0	0	0	0	0	10	7	2	19	0	0	0	0	0	0	19
Employment	0	0	0	0	0	1	0	0	1	0	0	0	0	0	0	1
Lieu of P. Writ	0	0	0	0	0	0	0	0	0	0	0	0	2	0	2	2
Medical Malprac	0	0	0	0	0	0	0	0	0	11	14	25	0	0	0	25
Name Change	0	0	0	0	0	0	0	0	0	0	0	0	0	0	0	0
Other Insurance	0	1	1	1	3	0	0	0	0	0	0	0	0	0	0	3
Other Mass Tort	0	0	0	0	0	0	0	0	0	0	0	0	0	0	0	0
Other Track 1	12	2	2	1	17	1	0	0	1	0	1	1	0	0	0	19
Other Track 3	0	0	0	0	0	0	0	0	0	7	5	12	0	0	0	12
Other Track 4	0	0	0	0	0	0	0	0	0	0	0	0	2	8	10	10
Personal Injury	0	0	0	0	0	30	20	4	54	1	0	1	0	0	0	55
Prod Liability	0	0	0	0	0	0	0	0	0	1	0	1	0	0	0	1
Prof Malpractic	0	0	0	0	0	0	0	0	0	3	2	5	0	0	0	5
PIP Coverage	0	1	0	0	1	0	0	0	0	0	0	0	0	0	0	1
Real Property	0	0	0	1	1	0	0	0	0	0	0	0	0	0	0	1
Tort Other	0	0	0	0	0	5	2	2	9	0	0	0	0	0	0	9
Toxic Tort	0	0	0	0	0	0	0	0	0	0	0	0	0	0	0	0
UM/UIM Bod Inj	0	0	0	0	0	8	3	0	11	0	0	0	0	0	0	11
<b>Total</b>	<b>17</b>	<b>5</b>	<b>3</b>	<b>3</b>	<b>28</b>	<b>92</b>	<b>58</b>	<b>18</b>	<b>168</b>	<b>28</b>	<b>22</b>	<b>50</b>	<b>5</b>	<b>11</b>	<b>16</b>	<b>262</b>

**CIVIL RESOLUTION SUMMARY BY CASETYPE  
JULY 2024 - SEPTEMBER 2024  
GLOUCESTER**

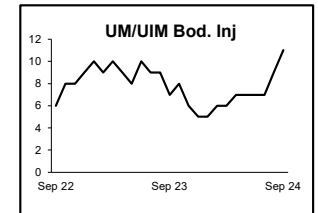
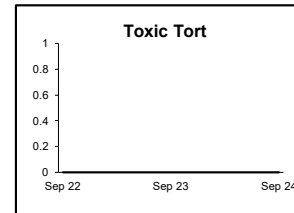
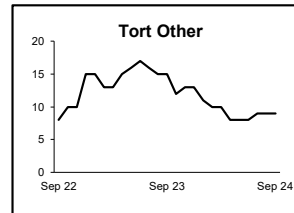
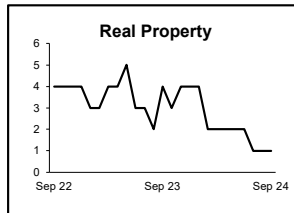
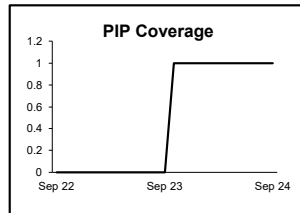
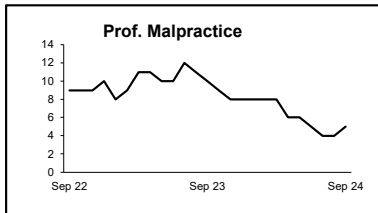
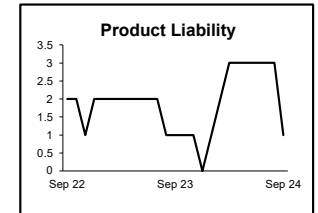
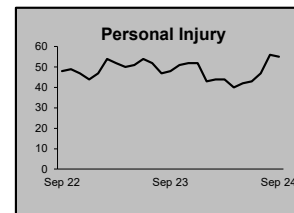
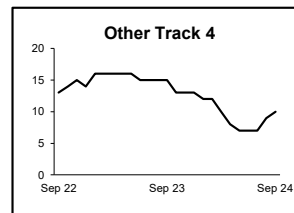
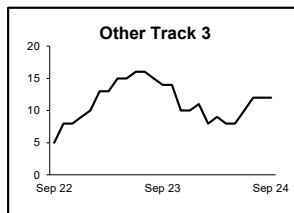
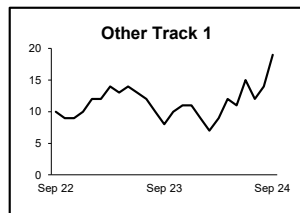
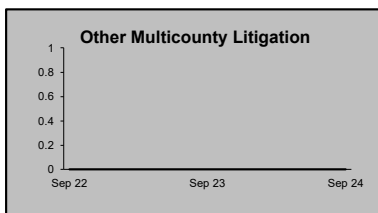
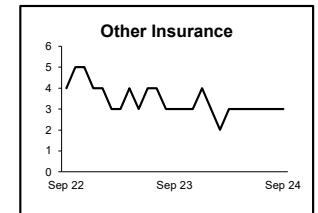
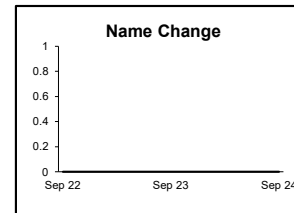
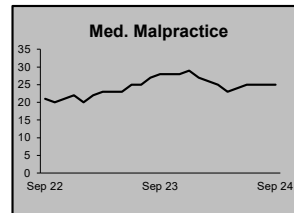
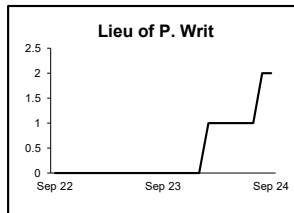
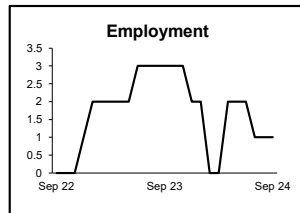
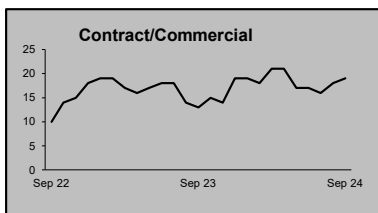
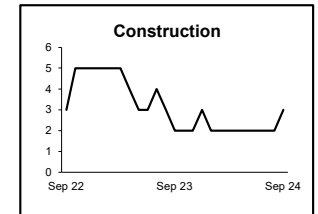
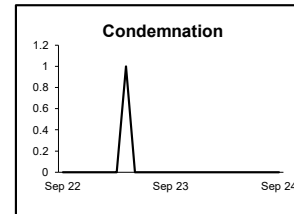
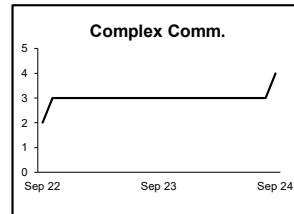
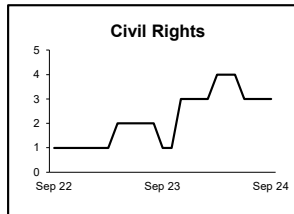
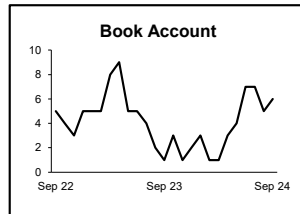
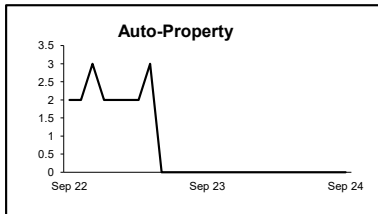
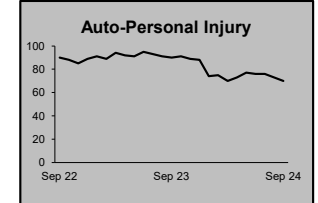
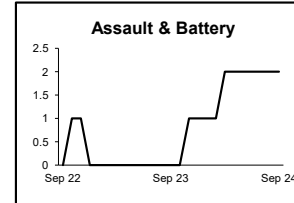
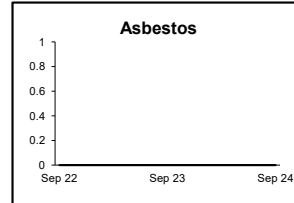
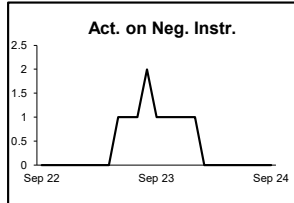
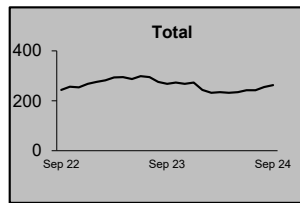
	Trial			Summary					Total	Percent resolved by						Monthly Resolutions
	Jury	Nonjury	Total	Judgment	Settlement	Default Judgment	Dismiss	Other		Trial	Sum Jud	Settle	Default J	Dismiss	Other	
Act on Neg Inst	0	0	0	0	0	0	0	0	0	0%	0%	0%	0%	0%	0%	
Asbestos	0	0	0	0	0	0	0	0	0	0%	0%	0%	0%	0%	0%	
Assault & Bat	0	0	0	0	0	0	0	0	0	0%	0%	0%	0%	0%	0%	
Auto - Pers Inj	2	0	2	0	45	0	43	3	93	2%	0%	48%	0%	46%	3%	
Auto - Property	0	0	0	0	1	6	4	0	11	0%	0%	9%	55%	36%	0%	
Book Account	0	1	1	3	19	17	16	0	56	2%	5%	34%	30%	29%	0%	
Civil Rights	0	0	0	0	0	0	8	1	9	0%	0%	0%	0%	89%	11%	
Complex Commerc	0	0	0	0	0	0	0	1	1	0%	0%	0%	0%	0%	100%	
Condemnation	0	0	0	0	0	0	0	2	2	0%	0%	0%	0%	0%	100%	
Construction	0	0	0	0	1	0	3	0	4	0%	0%	25%	0%	75%	0%	
Contract/Commer	0	0	0	0	10	11	24	2	47	0%	0%	21%	23%	51%	4%	
Employment	0	0	0	1	0	0	1	3	5	0%	20%	0%	0%	20%	60%	
Lieu of P. Writ	0	0	0	0	0	0	4	2	6	0%	0%	0%	0%	67%	33%	
Medical Malprac	0	0	0	0	1	0	1	0	2	0%	0%	50%	0%	50%	0%	
Name Change	0	0	0	0	0	0	3	48	51	0%	0%	0%	0%	6%	94%	
Other Insurance	0	0	0	0	0	1	2	0	3	0%	0%	0%	33%	67%	0%	
Other MCL	0	0	0	0	0	0	0	0	0	0%	0%	0%	0%	0%	0%	
Other Track 1	0	0	0	0	7	0	16	10	33	0%	0%	21%	0%	48%	30%	
Other Track 3	0	0	0	0	4	0	4	2	10	0%	0%	40%	0%	40%	20%	
Other Track 4	0	0	0	0	0	0	1	0	1	0%	0%	0%	0%	100%	0%	
Personal Injury	0	0	0	1	15	1	24	7	48	0%	2%	31%	2%	50%	15%	
Prod Liability	0	0	0	0	2	0	1	0	3	0%	0%	67%	0%	33%	0%	
Prof Malpractic	0	0	0	0	2	0	3	0	5	0%	0%	40%	0%	60%	0%	
PIP Coverage	0	0	0	0	0	0	0	0	0	0%	0%	0%	0%	0%	0%	
Real Property	0	0	0	0	2	0	0	1	3	0%	0%	67%	0%	0%	33%	
Tort Other	0	0	0	0	1	3	2	1	7	0%	0%	14%	43%	29%	14%	
Toxic Tort	0	0	0	0	0	0	0	0	0	0%	0%	0%	0%	0%	0%	
UM/UIM Bod Inj	0	0	0	0	3	0	4	0	7	0%	0%	43%	0%	57%	0%	
<b>Total</b>	<b>2</b>	<b>1</b>	<b>3</b>	<b>5</b>	<b>113</b>	<b>39</b>	<b>164</b>	<b>83</b>	<b>407</b>	<b>1%</b>	<b>1%</b>	<b>28%</b>	<b>10%</b>	<b>40%</b>	<b>20%</b>	

Monthly Resolutions



## CIVIL BACKLOG BY CASETYPE SEPTEMBER 2024 GLOUCESTER

	<b>Total</b>	<b>Backlog</b>	<b>% chg</b>
Sep 22		243	
Sep 23		267	10%
Sep 24		262	-2%



1) Casetypes with the state's largest backlogs are highlighted.

**CIVIL CASELOAD SUMMARY BY CASETYPE  
SEPTEMBER 2024  
HUDSON**

	Filings			Resolutions			Clearance		Backlog			Backlog Percent		Backlog Per 100 Monthly Filings		Active Pending		
	Sep 2023	Sep 2024	percent change	Sep 2023	Sep 2024	percent change	Sep 2024		Sep 2023	Sep 2024	percent change	Sep 2023	Sep 2024	Sep 2023	Sep 2024	Sep 2023	Sep 2024	percent change
	to Sep 2023	to Sep 2024		number	percent													
	Sep 2023	Sep 2024	change	Sep 2023	Sep 2024	change	number	percent	Sep 2023	Sep 2024	change	Sep 2023	Sep 2024	Sep 2023	Sep 2024	change	Sep 2023	Sep 2024
Act on Neg Inst	2	8	300%	2	1	-50%	-7	13%	0	1		0%	7%	0	75	2	14	600%
Asbestos	0	0	0%	0	0	0%	0	100%	0	0	0%	0%	0%	0	0	0	0	0%
Assault & Bat	3	3	0%	7	1	-86%	-2	33%	12	21	75%	34%	57%	1,800	1,800	35	37	6%
Auto - Pers Inj	459	465	1%	480	432	-10%	-33	93%	569	409	-28%	25%	19%	377	279	2,282	2,098	-8%
Auto - Property	11	24	118%	12	13	8%	-11	54%	4	4	0%	7%	6%	65	57	57	62	9%
Book Account	122	184	51%	96	128	33%	-56	70%	45	31	-31%	17%	8%	124	60	268	390	46%
Civil Rights	3	9	200%	2	4	100%	-5	44%	6	8	33%	33%	26%	514	356	18	31	72%
Complex Comm	4	6	50%	4	3	-25%	-3	50%	13	22	69%	32%	43%	446	1,148	41	51	24%
Condemnation	2	1	-50%	3	0	-100%	-1	0%	5	7	40%	28%	10%	600	100	18	73	306%
Construction	12	4	-67%	2	7	250%	3	175%	11	11	0%	26%	28%	357	550	43	39	-9%
Contract/Comm	165	194	18%	144	163	13%	-31	84%	101	81	-20%	18%	14%	196	140	550	592	8%
Employment	0	4		4	3	-25%	-1	75%	6	1	-83%	60%	6%	800	48	10	18	80%
Lieu of P. Writ	4	6	50%	6	16	167%	10	267%	32	41	28%	40%	48%	937	1,200	80	86	8%
Medical Malprac	8	17	113%	11	7	-36%	-10	41%	48	46	-4%	44%	39%	1,440	1,174	108	119	10%
Name Change	77	67	-13%	87	72	-17%	5	107%	0	0	0%	0%	0%	0	0	30	39	30%
Other Insurance	6	9	50%	11	5	-55%	-4	56%	6	7	17%	24%	25%	212	300	25	28	12%
Other MCL	0	0	0%	0	0	0%	0	100%	0	0	0%	0%	0%	0	0	0	0	0%
Other Track 1	44	62	41%	45	52	16%	-10	84%	49	43	-12%	35%	27%	291	219	142	161	13%
Other Track 3	44	35	-20%	47	37	-21%	2	106%	55	31	-44%	30%	18%	398	270	185	173	-6%
Other Track 4	4	2	-50%	1	4	300%	2	200%	21	17	-19%	60%	50%	3,150	1,074	35	34	-3%
Personal Injury	169	167	-1%	149	179	20%	12	107%	338	277	-18%	32%	27%	582	472	1,072	1,016	-5%
Prod Liability	2	2	0%	4	3	-25%	1	150%	6	7	17%	35%	58%	900	1,680	17	12	-29%
Prof Malpractic	7	4	-43%	7	10	43%	6	250%	29	14	-52%	60%	36%	2,047	840	48	39	-19%
PIP Coverage	4	2	-50%	2	2	0%	0	100%	2	3	50%	20%	30%	150	327	10	10	0%
Real Property	9	3	-67%	7	6	-14%	3	200%	9	8	-11%	28%	42%	257	436	32	19	-41%
Tort Other	37	45	22%	37	40	8%	-5	89%	56	30	-46%	31%	19%	400	269	182	154	-15%
Toxic Tort	0	1		0	0	0%	-1	0%	1	2	100%	50%	100%	1,200	2,400	2	2	0%
UM/UIM Bod Inj	17	15	-12%	16	17	6%	2	113%	25	9	-64%	27%	14%	455	183	91	64	-30%
<b>Total</b>	<b>1,215</b>	<b>1,339</b>	<b>10%</b>	<b>1,186</b>	<b>1,205</b>	<b>2%</b>	<b>-134</b>	<b>90%</b>	<b>1,449</b>	<b>1,131</b>	<b>-22%</b>	<b>27%</b>	<b>21%</b>	<b>361</b>	<b>268</b>	<b>5,383</b>	<b>5,361</b>	<b>0%</b>

**CIVIL BACKLOG SUMMARY BY CASETYPE**

September 2024

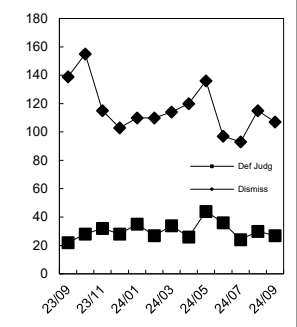
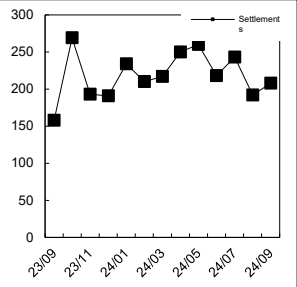
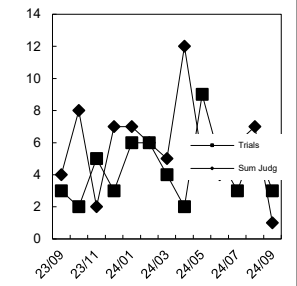
**HUDSON**

	Cases in Backlog															Total Backlog
	Track 1					Track 2				Track 3			Track 4			
	12 to 18 months	18 to 24 months	24 to 36 months	over 36 months	Total Track 1	18 to 24 months	24 to 36 months	over 36 months	Total Track 2	24 to 36 months	over 36 months	Total Track 3	24 to 36 months	over 36 months	Total Track 4	
Act on Neg Inst	1	0	0	0	1	0	0	0	0	0	0	0	0	0	0	1
Asbestos	0	0	0	0	0	0	0	0	0	0	0	0	0	0	0	0
Assault & Bat	0	0	0	0	0	0	1	0	1	13	7	20	0	0	0	21
Auto - Pers Inj	0	0	0	0	0	243	118	48	409	0	0	0	0	0	0	409
Auto - Property	0	0	0	0	0	1	3	0	4	0	0	0	0	0	0	4
Book Account	21	1	6	2	30	0	0	0	0	0	0	0	1	0	1	31
Civil Rights	0	0	0	0	0	0	2	0	2	4	2	6	0	0	0	8
Complex Comm	0	0	0	0	0	0	0	0	0	0	0	0	11	11	22	22
Condemnation	0	0	0	0	0	0	0	0	0	4	3	7	0	0	0	7
Construction	0	0	0	0	0	6	2	3	11	0	0	0	0	0	0	11
Contract/Comm	2	0	0	0	2	40	20	19	79	0	0	0	0	0	0	81
Employment	0	0	0	0	0	0	0	1	1	0	0	0	0	0	0	1
Lieu of P. Writ	0	0	0	0	0	0	0	0	0	0	0	0	15	26	41	41
Medical Malprac	0	0	0	0	0	0	0	0	0	22	24	46	0	0	0	46
Name Change	0	0	0	0	0	0	0	0	0	0	0	0	0	0	0	0
Other Insurance	3	1	1	2	7	0	0	0	0	0	0	0	0	0	0	7
Other Mass Tort	0	0	0	0	0	0	0	0	0	0	0	0	0	0	0	0
Other Track 1	16	8	7	9	40	3	0	0	3	0	0	0	0	0	0	43
Other Track 3	0	0	0	0	0	0	0	0	0	10	21	31	0	0	0	31
Other Track 4	0	0	0	0	0	0	0	0	0	0	0	0	5	12	17	17
Personal Injury	0	0	0	0	0	153	86	38	277	0	0	0	0	0	0	277
Prod Liability	0	0	0	0	0	0	0	0	0	4	3	7	0	0	0	7
Prof Malpractic	0	0	0	0	0	0	0	0	0	4	10	14	0	0	0	14
PIP Coverage	1	1	0	0	2	1	0	0	1	0	0	0	0	0	0	3
Real Property	3	4	0	1	8	0	0	0	0	0	0	0	0	0	0	8
Tort Other	0	0	0	0	0	14	8	8	30	0	0	0	0	0	0	30
Toxic Tort	0	0	0	0	0	0	0	0	0	1	1	2	0	0	0	2
UM/UIM Bod Inj	0	0	0	0	0	6	2	1	9	0	0	0	0	0	0	9
<b>Total</b>	<b>47</b>	<b>15</b>	<b>14</b>	<b>14</b>	<b>90</b>	<b>467</b>	<b>242</b>	<b>118</b>	<b>827</b>	<b>62</b>	<b>71</b>	<b>133</b>	<b>32</b>	<b>49</b>	<b>81</b>	<b>1,131</b>

**CIVIL RESOLUTION SUMMARY BY CASETYPE  
JULY 2024 - SEPTEMBER 2024  
HUDSON**

	Trial			Summary					Total	Percent resolved by						Monthly Resolutions
	Jury	Nonjury	Total	Judgment	Settlement	Default Judgment	Dismiss	Other		Trial	Sum Jud	Settle	Default J	Dismiss	Other	
Act on Neg Inst	0	0	0	0	0	0	1	0	1	0%	0%	0%	0%	100%	0%	
Asbestos	0	0	0	0	0	0	0	0	0	0%	0%	0%	0%	0%	0%	
Assault & Bat	0	0	0	0	0	0	1	0	1	0%	0%	0%	0%	100%	0%	
Auto - Pers Inj	3	0	3	0	304	3	104	18	432	1%	0%	70%	1%	24%	4%	
Auto - Property	0	0	0	0	5	6	2	0	13	0%	0%	38%	46%	15%	0%	
Book Account	0	0	0	4	40	38	45	1	128	0%	3%	31%	30%	35%	1%	
Civil Rights	0	0	0	0	2	0	1	1	4	0%	0%	50%	0%	25%	25%	
Complex Commerc	0	0	0	0	2	0	1	0	3	0%	0%	67%	0%	33%	0%	
Condemnation	0	0	0	0	0	0	0	0	0	0%	0%	0%	0%	0%	0%	
Construction	0	0	0	0	2	1	3	1	7	0%	0%	29%	14%	43%	14%	
Contract/Commer	1	4	5	1	70	22	61	4	163	3%	1%	43%	13%	37%	2%	
Employment	0	0	0	0	1	0	2	0	3	0%	0%	33%	0%	67%	0%	
Lieu of P. Writ	0	2	2	0	1	0	12	1	16	13%	0%	6%	0%	75%	6%	
Medical Malprac	0	0	0	1	4	0	2	0	7	0%	14%	57%	0%	29%	0%	
Name Change	0	0	0	0	0	0	1	71	72	0%	0%	0%	0%	1%	99%	
Other Insurance	0	0	0	0	3	0	1	1	5	0%	0%	60%	0%	20%	20%	
Other MCL	0	0	0	0	0	0	0	0	0	0%	0%	0%	0%	0%	0%	
Other Track 1	0	0	0	1	23	5	9	14	52	0%	2%	44%	10%	17%	27%	
Other Track 3	1	0	1	1	18	0	13	4	37	3%	3%	49%	0%	35%	11%	
Other Track 4	0	0	0	0	3	0	1	0	4	0%	0%	75%	0%	25%	0%	
Personal Injury	1	0	1	5	122	3	33	15	179	1%	3%	68%	2%	18%	8%	
Prod Liability	0	0	0	0	2	0	0	1	3	0%	0%	67%	0%	0%	33%	
Prof Malpractic	0	0	0	1	6	0	2	1	10	0%	10%	60%	0%	20%	10%	
PIP Coverage	0	0	0	0	1	0	0	1	2	0%	0%	50%	0%	0%	50%	
Real Property	0	0	0	0	3	0	3	0	6	0%	0%	50%	0%	50%	0%	
Tort Other	0	0	0	0	19	3	13	5	40	0%	0%	48%	8%	33%	13%	
Toxic Tort	0	0	0	0	0	0	0	0	0	0%	0%	0%	0%	0%	0%	
UM/UIM Bod Inj	0	0	0	0	12	0	4	1	17	0%	0%	71%	0%	24%	6%	
<b>Total</b>	<b>6</b>	<b>6</b>	<b>12</b>	<b>14</b>	<b>643</b>	<b>81</b>	<b>315</b>	<b>140</b>	<b>1,205</b>	<b>1%</b>	<b>1%</b>	<b>53%</b>	<b>7%</b>	<b>26%</b>	<b>12%</b>	

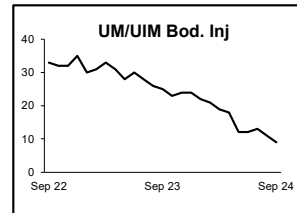
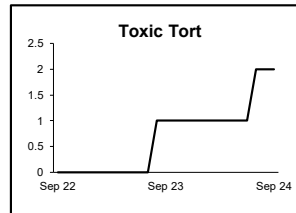
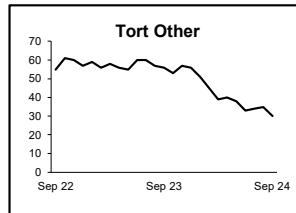
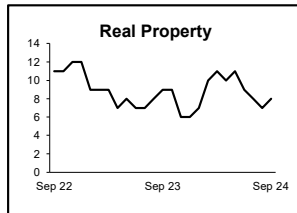
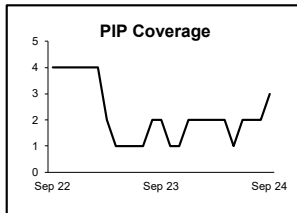
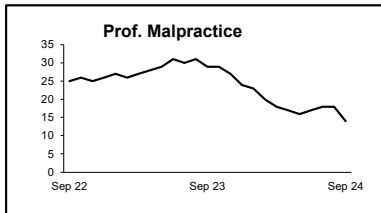
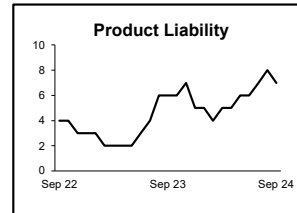
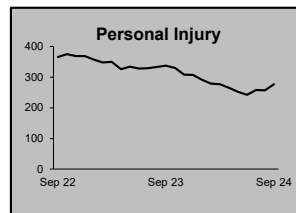
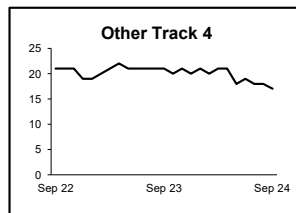
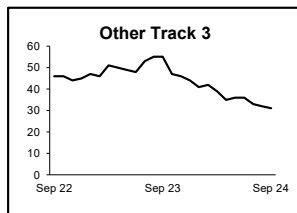
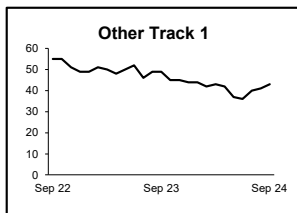
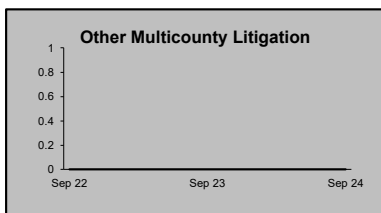
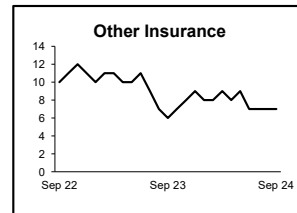
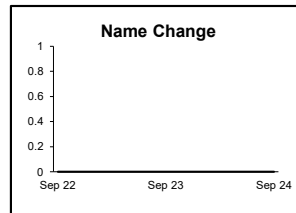
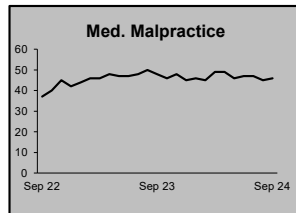
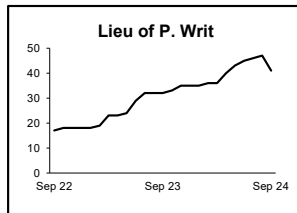
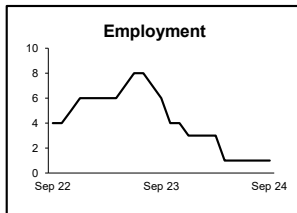
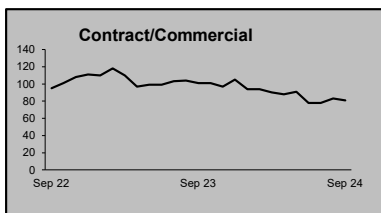
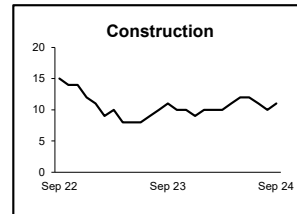
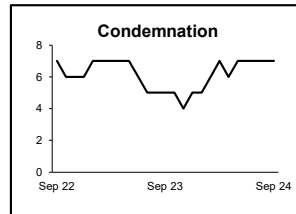
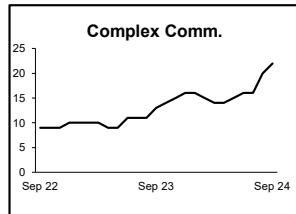
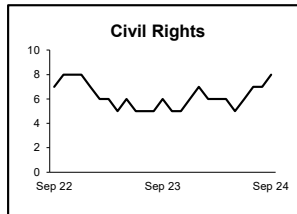
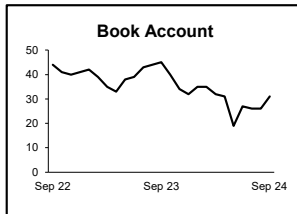
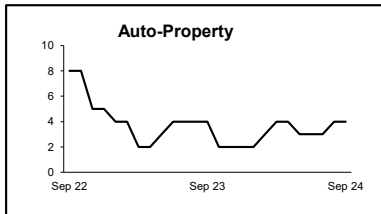
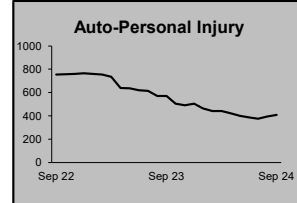
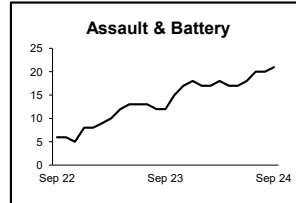
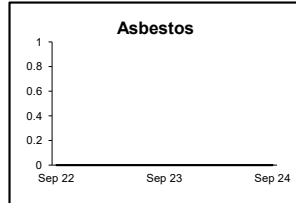
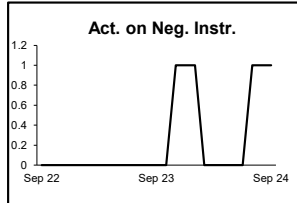
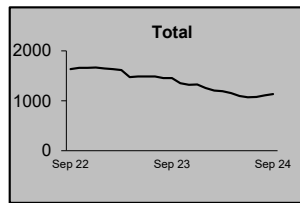
Monthly Resolutions





**CIVIL BACKLOG BY CASETYPE  
SEPTEMBER 2024  
HUDSON**

	<b>Total</b>	<b>Backlog</b>	<b>% chg</b>
Sep 22		1,632	
Sep 23		1,449	-11%
Sep 24		1,131	-22%



1) Casetypes with the state's largest backlogs are highlighted.

**CIVIL CASELOAD SUMMARY BY CASETYPE  
SEPTEMBER 2024  
HUNTERDON**

	Filings			Resolutions			Clearance		Backlog			Backlog Percent		Backlog Per 100 Monthly Filings		Active Pending		
	Sep 2023	Sep 2024	percent change	Sep 2023	Sep 2024	percent change	Sep 2024		Sep 2023	Sep 2024	percent change	Sep 2023	Sep 2024	Sep 2023	Sep 2024	Sep 2023	Sep 2024	percent change
	to Sep 2023	to Sep 2024		number	percent													
	Sep 2023	Sep 2024	change	Sep 2023	Sep 2024	change	number	percent	Sep 2023	Sep 2024	change	Sep 2023	Sep 2024	Sep 2023	Sep 2024	change	Sep 2023	Sep 2024
Act on Neg Inst	1	1	0%	1	0	-100%	-1	0%	1	1	0%	50%	50%	300	600	2	2	0%
Asbestos	0	0	0%	0	0	0%	0	100%	0	0	0%	0%	0%	0	0	0	0	0%
Assault & Bat	0	1		0	0	0%	-1	0%	1	10	900%	8%	77%	600	12,000	12	13	8%
Auto - Pers Inj	14	31	121%	10	24	140%	-7	77%	43	34	-21%	39%	27%	832	429	109	127	17%
Auto - Property	3	2	-33%	1	5	400%	3	250%	1	0	-100%	17%	0%	150	0	6	6	0%
Book Account	20	25	25%	14	30	114%	5	120%	6	4	-33%	13%	6%	118	44	45	62	38%
Civil Rights	8	1	-88%	1	1	0%	0	100%	6	11	83%	27%	61%	514	6,600	22	18	-18%
Complex Comm	0	0	0%	0	2		2	100%	2	2	0%	22%	29%	600	2,400	9	7	-22%
Condemnation	1	0	-100%	0	0	0%	0	100%	0	0	0%	0%	0%	0	0	1	1	0%
Construction	1	0	-100%	3	6	100%	6	100%	1	0	-100%	20%	0%	240	0	5	5	0%
Contract/Comm	26	27	4%	21	23	10%	-4	85%	18	17	-6%	23%	20%	248	204	78	87	12%
Employment	2	0	-100%	0	1		1	100%	0	1		0%	33%	0	600	4	3	-25%
Lieu of P. Writ	0	2		3	1	-67%	-1	50%	3	4	33%	38%	33%	900	960	8	12	50%
Medical Malprac	1	3	200%	0	2		-1	67%	20	18	-10%	67%	56%	3,000	3,600	30	32	7%
Name Change	17	29	71%	12	23	92%	-6	79%	0	0	0%	0%	0%	0	0	18	19	6%
Other Insurance	0	2		1	1	0%	-1	50%	1	0	-100%	50%	0%	400	0	2	2	0%
Other MCL	0	0	0%	0	0	0%	0	100%	0	0	0%	0%	0%	0	0	0	0	0%
Other Track 1	9	9	0%	7	12	71%	3	133%	3	4	33%	14%	18%	80	112	21	22	5%
Other Track 3	3	4	33%	4	4	0%	0	100%	9	11	22%	26%	32%	514	695	34	34	0%
Other Track 4	0	1		2	0	-100%	-1	0%	3	4	33%	75%	67%	900	2,400	4	6	50%
Personal Injury	14	10	-29%	17	6	-65%	-4	60%	29	31	7%	36%	39%	773	1,063	80	79	-1%
Prod Liability	1	0	-100%	2	0	-100%	0	100%	1	0	-100%	17%	0%	200	0	6	1	-83%
Prof Malpractic	3	1	-67%	2	2	0%	1	200%	5	4	-20%	33%	36%	857	1,600	15	11	-27%
PIP Coverage	0	0	0%	0	1		1	100%	0	0	0%	0%	0%	0	0	0	0	0%
Real Property	0	2		1	1	0%	-1	50%	3	1	-67%	100%	14%	3,600	133	3	7	133%
Tort Other	3	3	0%	1	1	0%	-2	33%	10	11	10%	53%	44%	800	880	19	25	32%
Toxic Tort	1	0	-100%	1	0	-100%	0	100%	0	0	0%	0%	0%	0	0	0	2	
UM/UIM Bod Inj	1	1	0%	3	0	-100%	-1	0%	3	3	0%	50%	33%	1,200	600	6	9	50%
<b>Total</b>	<b>129</b>	<b>155</b>	<b>20%</b>	<b>107</b>	<b>146</b>	<b>36%</b>	<b>-9</b>	<b>94%</b>	<b>169</b>	<b>171</b>	<b>1%</b>	<b>31%</b>	<b>29%</b>	<b>411</b>	<b>366</b>	<b>539</b>	<b>592</b>	<b>10%</b>

**CIVIL BACKLOG SUMMARY BY CASETYPE**

**September 2024**

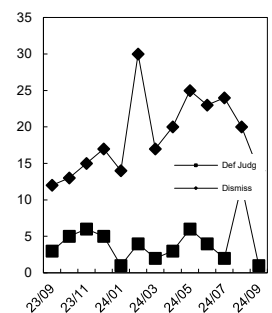
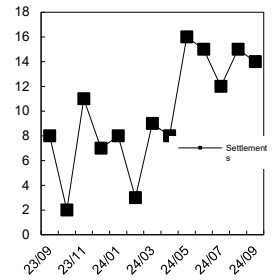
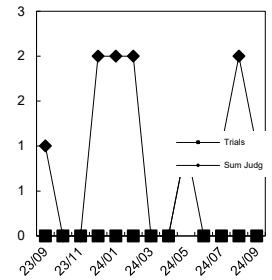
**HUNTERDON**

	<b>Cases in Backlog</b>															<b>Total Backlog</b>
	Track 1					Track 2				Track 3			Track 4			
	12 to 18 months	18 to 24 months	24 to 36 months	over 36 months	Total Track 1	18 to 24 months	24 to 36 months	over 36 months	Total Track 2	24 to 36 months	over 36 months	Total Track 3	24 to 36 months	over 36 months	Total Track 4	
Act on Neg Inst	1	0	0	0	1	0	0	0	0	0	0	0	0	0	0	1
Asbestos	0	0	0	0	0	0	0	0	0	0	0	0	0	0	0	0
Assault & Bat	0	0	0	0	0	0	0	0	0	9	1	10	0	0	0	10
Auto - Pers Inj	0	0	0	0	0	14	12	8	34	0	0	0	0	0	0	34
Auto - Property	0	0	0	0	0	0	0	0	0	0	0	0	0	0	0	0
Book Account	0	1	2	1	4	0	0	0	0	0	0	0	0	0	0	4
Civil Rights	0	0	0	0	0	0	0	0	0	5	6	11	0	0	0	11
Complex Comm	0	0	0	0	0	0	0	0	0	0	0	0	2	0	2	2
Condemnation	0	0	0	0	0	0	0	0	0	0	0	0	0	0	0	0
Construction	0	0	0	0	0	0	0	0	0	0	0	0	0	0	0	0
Contract/Comm	0	0	0	0	0	4	6	7	17	0	0	0	0	0	0	17
Employment	0	0	0	0	0	1	0	0	1	0	0	0	0	0	0	1
Lieu of P. Writ	0	0	0	0	0	0	0	0	0	0	0	0	1	3	4	4
Medical Malprac	0	0	0	0	0	0	0	0	0	2	16	18	0	0	0	18
Name Change	0	0	0	0	0	0	0	0	0	0	0	0	0	0	0	0
Other Insurance	0	0	0	0	0	0	0	0	0	0	0	0	0	0	0	0
Other Mass Tort	0	0	0	0	0	0	0	0	0	0	0	0	0	0	0	0
Other Track 1	2	0	2	0	4	0	0	0	0	0	0	0	0	0	0	4
Other Track 3	0	0	0	0	0	0	0	0	0	7	4	11	0	0	0	11
Other Track 4	0	0	0	0	0	0	0	0	0	0	0	0	1	3	4	4
Personal Injury	0	0	0	0	0	9	14	8	31	0	0	0	0	0	0	31
Prod Liability	0	0	0	0	0	0	0	0	0	0	0	0	0	0	0	0
Prof Malpractic	0	0	0	0	0	0	0	0	0	2	2	4	0	0	0	4
PIP Coverage	0	0	0	0	0	0	0	0	0	0	0	0	0	0	0	0
Real Property	0	0	1	0	1	0	0	0	0	0	0	0	0	0	0	1
Tort Other	0	0	0	0	0	2	3	6	11	0	0	0	0	0	0	11
Toxic Tort	0	0	0	0	0	0	0	0	0	0	0	0	0	0	0	0
UM/UIM Bod Inj	0	0	0	0	0	0	1	2	3	0	0	0	0	0	0	3
<b>Total</b>	<b>3</b>	<b>1</b>	<b>5</b>	<b>1</b>	<b>10</b>	<b>30</b>	<b>36</b>	<b>31</b>	<b>97</b>	<b>25</b>	<b>29</b>	<b>54</b>	<b>4</b>	<b>6</b>	<b>10</b>	<b>171</b>

**CIVIL RESOLUTION SUMMARY BY CASETYPE  
JULY 2024 - SEPTEMBER 2024  
HUNTERDON**

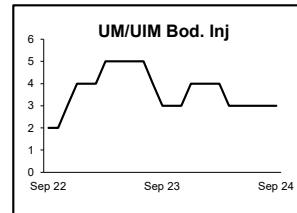
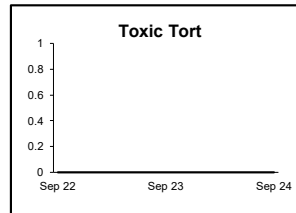
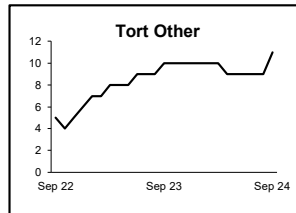
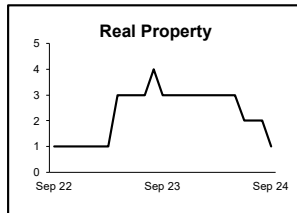
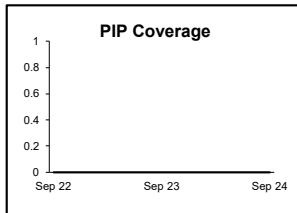
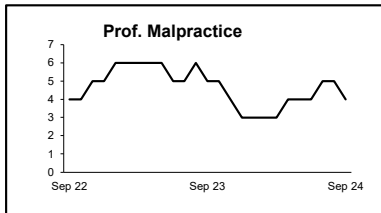
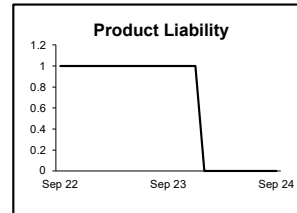
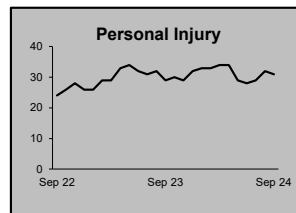
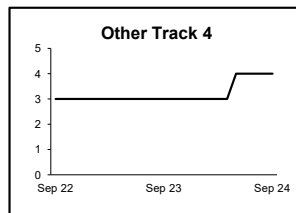
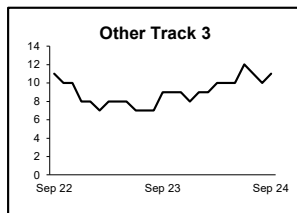
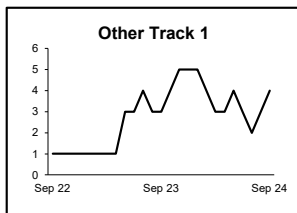
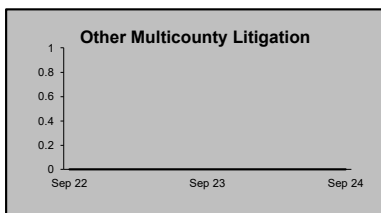
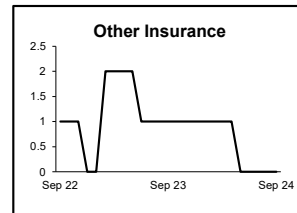
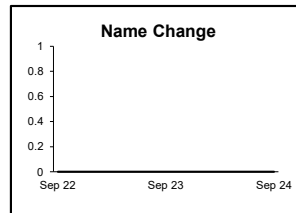
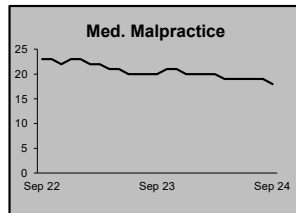
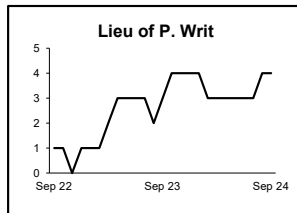
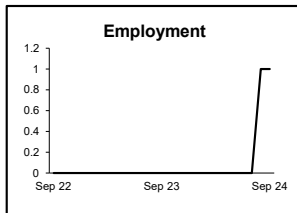
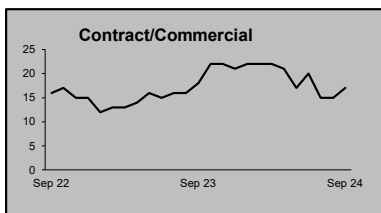
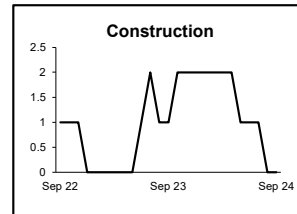
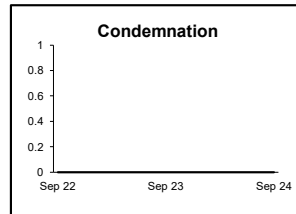
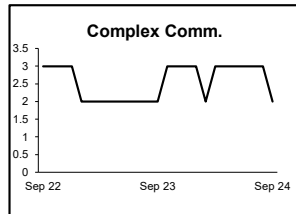
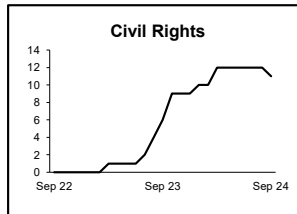
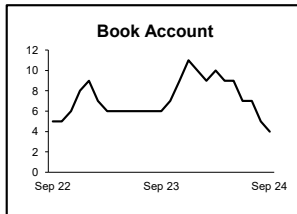
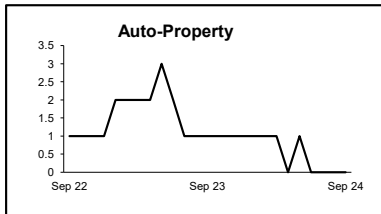
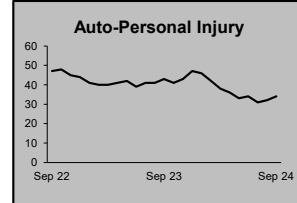
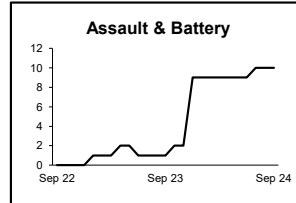
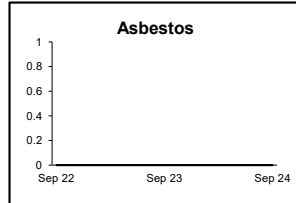
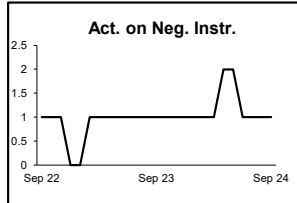
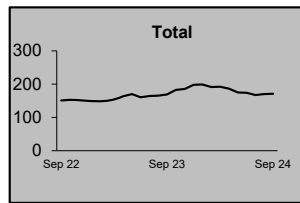
	Trial			Summary					Total	Percent resolved by						Monthly Resolutions
	Jury	Nonjury	Total	Judgment	Settlement	Default Judgment	Dismiss	Other		Trial	Sum Jud	Settle	Default J	Dismiss	Other	
Act on Neg Inst	0	0	0	0	0	0	0	0	0	0%	0%	0%	0%	0%	0%	
Asbestos	0	0	0	0	0	0	0	0	0	0%	0%	0%	0%	0%	0%	
Assault & Bat	0	0	0	0	0	0	0	0	0	0%	0%	0%	0%	0%	0%	
Auto - Pers Inj	0	0	0	0	9	0	12	3	24	0%	0%	38%	0%	50%	13%	
Auto - Property	0	0	0	0	0	1	4	0	5	0%	0%	0%	20%	80%	0%	
Book Account	0	0	0	2	11	11	5	1	30	0%	7%	37%	37%	17%	3%	
Civil Rights	0	0	0	0	0	0	1	0	1	0%	0%	0%	0%	100%	0%	
Complex Commerc	0	0	0	0	1	0	1	0	2	0%	0%	50%	0%	50%	0%	
Condemnation	0	0	0	0	0	0	0	0	0	0%	0%	0%	0%	0%	0%	
Construction	0	0	0	0	0	0	6	0	6	0%	0%	0%	0%	100%	0%	
Contract/Commer	0	0	0	2	8	2	11	0	23	0%	9%	35%	9%	48%	0%	
Employment	0	0	0	0	0	0	0	1	1	0%	0%	0%	0%	0%	100%	
Lieu of P. Writ	0	0	0	0	0	0	1	0	1	0%	0%	0%	0%	100%	0%	
Medical Malprac	0	0	0	0	2	0	0	0	2	0%	0%	100%	0%	0%	0%	
Name Change	0	0	0	0	0	0	3	20	23	0%	0%	0%	0%	13%	87%	
Other Insurance	0	0	0	0	0	0	1	0	1	0%	0%	0%	0%	100%	0%	
Other MCL	0	0	0	0	0	0	0	0	0	0%	0%	0%	0%	0%	0%	
Other Track 1	0	0	0	0	3	0	6	3	12	0%	0%	25%	0%	50%	25%	
Other Track 3	0	0	0	0	3	0	1	0	4	0%	0%	75%	0%	25%	0%	
Other Track 4	0	0	0	0	0	0	0	0	0	0%	0%	0%	0%	0%	0%	
Personal Injury	0	0	0	0	1	1	4	0	6	0%	0%	17%	17%	67%	0%	
Prod Liability	0	0	0	0	0	0	0	0	0	0%	0%	0%	0%	0%	0%	
Prof Malpractic	0	0	0	0	1	0	1	0	2	0%	0%	50%	0%	50%	0%	
PIP Coverage	0	0	0	0	1	0	0	0	1	0%	0%	100%	0%	0%	0%	
Real Property	0	0	0	0	1	0	0	0	1	0%	0%	100%	0%	0%	0%	
Tort Other	0	0	0	0	0	0	1	0	1	0%	0%	0%	0%	100%	0%	
Toxic Tort	0	0	0	0	0	0	0	0	0	0%	0%	0%	0%	0%	0%	
UM/UIM Bod Inj	0	0	0	0	0	0	0	0	0	0%	0%	0%	0%	0%	0%	
<b>Total</b>	<b>0</b>	<b>0</b>	<b>0</b>	<b>4</b>	<b>41</b>	<b>15</b>	<b>58</b>	<b>28</b>	<b>146</b>	<b>0%</b>	<b>3%</b>	<b>28%</b>	<b>10%</b>	<b>40%</b>	<b>19%</b>	

Monthly Resolutions



**CIVIL BACKLOG BY CASETYPE  
SEPTEMBER 2024  
HUNTERDON**

	<b>Total</b>	<b>Backlog</b>	<b>% chg</b>
Sep 22		151	
Sep 23		169	12%
Sep 24		171	1%



1) Casetypes with the state's largest backlogs are highlighted.

**CIVIL CASELOAD SUMMARY BY CASETYPE  
SEPTEMBER 2024  
MERCER**

	Filings			Resolutions			Clearance		Backlog			Backlog Percent		Backlog Per 100 Monthly Filings		Active Pending		
	Sep 2023	Sep 2024	percent change	Sep 2023	Sep 2024	percent change	Sep 2024		Sep 2023	Sep 2024	percent change	Sep 2023	Sep 2024	Sep 2023	Sep 2024	Sep 2023	Sep 2024	percent change
	to Sep 2023	to Sep 2024		number	percent													
	Sep 2023	Sep 2024	change	Sep 2023	Sep 2024	change	number	percent	Sep 2023	Sep 2024	change	Sep 2023	Sep 2024	Sep 2023	Sep 2024	Sep 2023	Sep 2024	change
Act on Neg Inst	2	0	-100%	2	1	-50%	1	100%	0	0	0%	0%	0%	0	0	4	0	-100%
Asbestos	0	0	0%	0	0	0%	0	100%	0	0	0%	0%	0%	0	0	0	0	0%
Assault & Bat	2	3	50%	2	1	-50%	-2	33%	42	89	112%	42%	90%	12,600	10,680	99	99	0%
Auto - Pers Inj	162	172	6%	177	143	-19%	-29	83%	265	177	-33%	31%	22%	485	320	849	802	-6%
Auto - Property	9	15	67%	7	18	157%	3	120%	2	2	0%	8%	6%	67	38	26	36	38%
Book Account	85	103	21%	76	78	3%	-25	76%	10	13	30%	8%	7%	44	47	133	190	43%
Civil Rights	9	20	122%	8	6	-25%	-14	30%	37	55	49%	40%	51%	1,009	1,245	93	108	16%
Complex Comm	4	1	-75%	3	0	-100%	-1	0%	8	10	25%	30%	45%	457	2,000	27	22	-19%
Condemnation	0	0	0%	1	0	-100%	0	100%	2	2	0%	67%	67%	800		3	3	0%
Construction	5	2	-60%	3	5	67%	3	250%	10	11	10%	33%	52%	667	695	30	21	-30%
Contract/Comm	94	88	-6%	110	85	-23%	-3	97%	45	33	-27%	16%	12%	146	107	274	271	-1%
Employment	7	4	-43%	4	5	25%	1	125%	3	3	0%	15%	23%	150	277	20	13	-35%
Lieu of P. Writ	7	8	14%	6	6	0%	-2	75%	1	2	100%	8%	11%	60	92	12	19	58%
Medical Malprac	9	6	-33%	11	11	0%	5	183%	42	45	7%	43%	44%	1,527	1,125	98	103	5%
Name Change	25	35	40%	20	28	40%	-7	80%	0	0	0%	0%	0%	0	0	19	26	37%
Other Insurance	6	4	-33%	5	6	20%	2	150%	5	5	0%	24%	29%	261	462	21	17	-19%
Other MCL	5	0	-100%	5	0	-100%	0	100%	0	0	0%	0%	0%	0	0	0	0	0%
Other Track 1	55	52	-5%	59	48	-19%	-4	92%	33	38	15%	25%	27%	184	204	130	142	9%
Other Track 3	43	37	-14%	35	48	37%	11	130%	65	55	-15%	29%	22%	494	400	227	250	10%
Other Track 4	14	2	-86%	2	5	150%	3	250%	8	8	0%	23%	50%	457	960	35	16	-54%
Personal Injury	66	91	38%	66	83	26%	-8	91%	182	215	18%	33%	38%	726	759	546	563	3%
Prod Liability	2	1	-50%	0	2		1	200%	4	1	-75%	33%	10%	369	240	12	10	-17%
Prof Malpractic	9	5	-44%	9	7	-22%	2	140%	19	16	-16%	39%	32%	713	738	49	50	2%
PIP Coverage	0	0	0%	4	2	-50%	2	100%	0	1		0%	50%	0	300	1	2	100%
Real Property	0	3		5	2	-60%	-1	67%	0	0	0%	0%	0%	0	0	3	4	33%
Tort Other	21	12	-43%	34	25	-26%	13	208%	43	54	26%	39%	57%	629	1,029	109	94	-14%
Toxic Tort	0	2		0	1		-1	50%	2	1	-50%	50%	25%	600		4	4	0%
UM/UIM Bod Inj	20	13	-35%	24	9	-63%	-4	69%	11	12	9%	17%	19%	232	327	65	63	-3%
<b>Total</b>	<b>661</b>	<b>679</b>	<b>3%</b>	<b>678</b>	<b>625</b>	<b>-8%</b>	<b>-54</b>	<b>92%</b>	<b>839</b>	<b>848</b>	<b>1%</b>	<b>29%</b>	<b>29%</b>	<b>393</b>	<b>386</b>	<b>2,889</b>	<b>2,928</b>	<b>1%</b>

**CIVIL BACKLOG SUMMARY BY CASETYPE**

**September 2024**

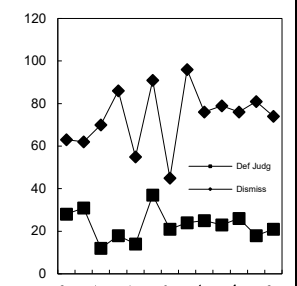
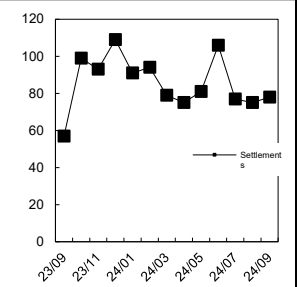
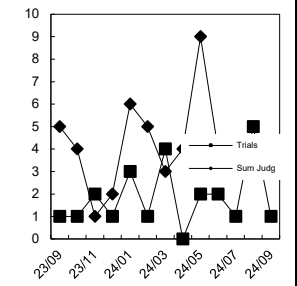
**MERCER**

	<b>Cases in Backlog</b>															<b>Total Backlog</b>
	Track 1					Track 2				Track 3			Track 4			
	12 to 18 months	18 to 24 months	24 to 36 months	over 36 months	Total Track 1	18 to 24 months	24 to 36 months	over 36 months	Total Track 2	24 to 36 months	over 36 months	Total Track 3	24 to 36 months	over 36 months	Total Track 4	
Act on Neg Inst	0	0	0	0	0	0	0	0	0	0	0	0	0	0	0	0
Asbestos	0	0	0	0	0	0	0	0	0	0	0	0	0	0	0	0
Assault & Bat	0	0	0	0	0	0	0	0	0	52	37	89	0	0	0	89
Auto - Pers Inj	0	0	0	0	0	71	63	43	177	0	0	0	0	0	0	177
Auto - Property	0	0	0	0	0	2	0	0	2	0	0	0	0	0	0	2
Book Account	1	0	0	0	1	9	3	0	12	0	0	0	0	0	0	13
Civil Rights	0	0	0	0	0	0	0	0	0	21	31	52	0	3	3	55
Complex Comm	0	0	0	0	0	0	0	0	0	0	0	0	4	6	10	10
Condemnation	0	0	0	1	1	0	0	0	0	0	1	1	0	0	0	2
Construction	0	0	0	0	0	3	3	5	11	0	0	0	0	0	0	11
Contract/Comm	0	0	0	0	0	10	11	11	32	1	0	1	0	0	0	33
Employment	0	0	0	0	0	1	2	0	3	0	0	0	0	0	0	3
Lieu of P. Writ	0	0	0	0	0	0	0	0	0	0	0	0	1	1	2	2
Medical Malprac	0	0	0	0	0	0	0	0	0	23	22	45	0	0	0	45
Name Change	0	0	0	0	0	0	0	0	0	0	0	0	0	0	0	0
Other Insurance	2	0	0	0	2	0	2	1	3	0	0	0	0	0	0	5
Other Mass Tort	0	0	0	0	0	0	0	0	0	0	0	0	0	0	0	0
Other Track 1	3	2	2	1	8	5	3	2	10	2	17	19	0	1	1	38
Other Track 3	0	0	0	0	0	0	0	0	0	22	33	55	0	0	0	55
Other Track 4	0	0	0	0	0	0	0	0	0	0	0	0	7	1	8	8
Personal Injury	0	0	0	0	0	65	55	28	148	41	26	67	0	0	0	215
Prod Liability	0	0	0	0	0	0	0	0	0	0	1	1	0	0	0	1
Prof Malpractic	0	0	0	0	0	0	0	0	0	7	9	16	0	0	0	16
PIP Coverage	0	0	0	0	0	0	1	0	1	0	0	0	0	0	0	1
Real Property	0	0	0	0	0	0	0	0	0	0	0	0	0	0	0	0
Tort Other	0	0	0	0	0	4	7	5	16	14	24	38	0	0	0	54
Toxic Tort	0	0	0	0	0	0	0	0	0	0	1	1	0	0	0	1
UM/UIM Bod Inj	0	0	0	0	0	3	9	0	12	0	0	0	0	0	0	12
<b>Total</b>	<b>6</b>	<b>2</b>	<b>2</b>	<b>2</b>	<b>12</b>	<b>173</b>	<b>159</b>	<b>95</b>	<b>427</b>	<b>183</b>	<b>202</b>	<b>385</b>	<b>12</b>	<b>12</b>	<b>24</b>	<b>848</b>

**CIVIL RESOLUTION SUMMARY BY CASETYPE  
JULY 2024 - SEPTEMBER 2024  
MERCER**

	Trial			Summary					Total	Percent resolved by						Monthly Resolutions
	Jury	Nonjury	Total	Judgment	Settlement	Default Judgment	Dismiss	Other		Trial	Sum Jud	Settle	Default J	Dismiss	Other	
Act on Neg Inst	0	0	0	0	0	0	1	0	1	0%	0%	0%	0%	100%	0%	
Asbestos	0	0	0	0	0	0	0	0	0	0%	0%	0%	0%	0%	0%	
Assault & Bat	0	0	0	0	1	0	0	0	1	0%	0%	100%	0%	0%	0%	
Auto - Pers Inj	1	0	1	1	85	1	52	3	143	1%	1%	59%	1%	36%	2%	
Auto - Property	0	0	0	0	4	9	4	1	18	0%	0%	22%	50%	22%	6%	
Book Account	0	0	0	0	17	31	28	2	78	0%	0%	22%	40%	36%	3%	
Civil Rights	0	0	0	0	0	0	4	2	6	0%	0%	0%	0%	67%	33%	
Complex Commerc	0	0	0	0	0	0	0	0	0	0%	0%	0%	0%	0%	0%	
Condemnation	0	0	0	0	0	0	0	0	0	0%	0%	0%	0%	0%	0%	
Construction	0	0	0	0	2	1	1	1	5	0%	0%	40%	20%	20%	20%	
Contract/Commer	0	3	3	4	13	16	45	4	85	4%	5%	15%	19%	53%	5%	
Employment	0	0	0	0	2	1	0	2	5	0%	0%	40%	20%	0%	40%	
Lieu of P. Writ	0	0	0	0	0	0	6	0	6	0%	0%	0%	0%	100%	0%	
Medical Malprac	0	0	0	1	5	0	5	0	11	0%	9%	45%	0%	45%	0%	
Name Change	0	0	0	0	0	0	2	26	28	0%	0%	0%	0%	7%	93%	
Other Insurance	0	0	0	1	2	0	3	0	6	0%	17%	33%	0%	50%	0%	
Other MCL	0	0	0	0	0	0	0	0	0	0%	0%	0%	0%	0%	0%	
Other Track 1	0	1	1	0	4	2	20	21	48	2%	0%	8%	4%	42%	44%	
Other Track 3	1	0	1	2	19	0	16	10	48	2%	4%	40%	0%	33%	21%	
Other Track 4	0	0	0	0	3	1	1	0	5	0%	0%	60%	20%	20%	0%	
Personal Injury	0	0	0	2	52	0	25	4	83	0%	2%	63%	0%	30%	5%	
Prod Liability	0	0	0	0	1	0	1	0	2	0%	0%	50%	0%	50%	0%	
Prof Malpractic	0	0	0	0	3	0	2	2	7	0%	0%	43%	0%	29%	29%	
PIP Coverage	0	0	0	0	1	0	0	1	2	0%	0%	50%	0%	0%	50%	
Real Property	0	0	0	0	0	0	2	0	2	0%	0%	0%	0%	100%	0%	
Tort Other	0	1	1	0	9	3	11	1	25	4%	0%	36%	12%	44%	4%	
Toxic Tort	0	0	0	0	1	0	0	0	1	0%	0%	100%	0%	0%	0%	
UM/UIM Bod Inj	0	0	0	0	6	0	2	1	9	0%	0%	67%	0%	22%	11%	
<b>Total</b>	<b>2</b>	<b>5</b>	<b>7</b>	<b>11</b>	<b>230</b>	<b>65</b>	<b>231</b>	<b>81</b>	<b>625</b>	<b>1%</b>	<b>2%</b>	<b>37%</b>	<b>10%</b>	<b>37%</b>	<b>13%</b>	

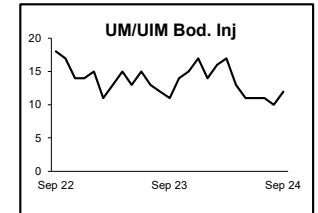
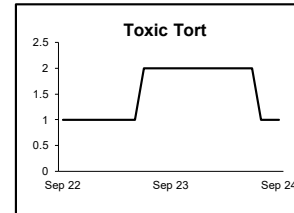
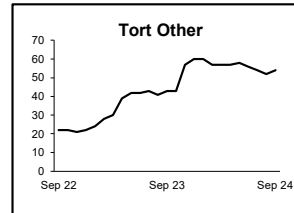
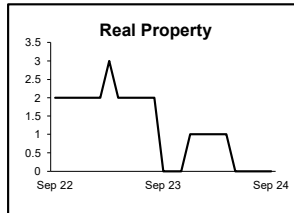
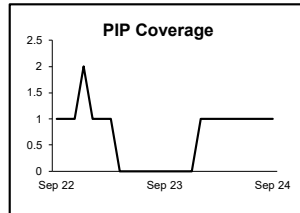
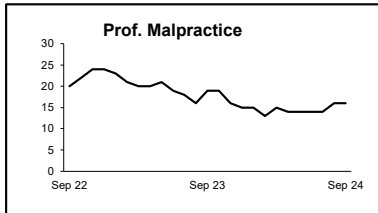
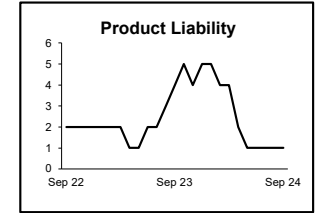
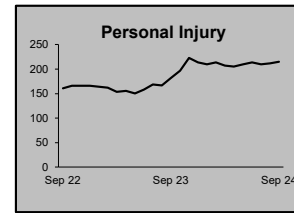
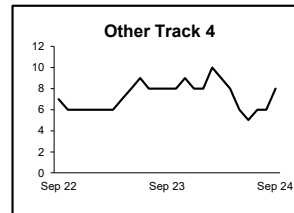
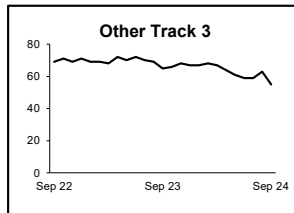
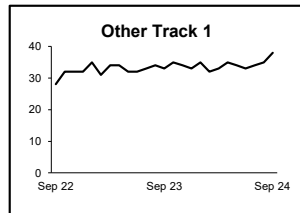
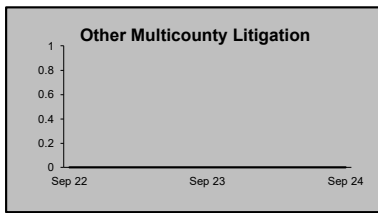
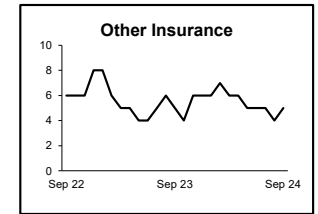
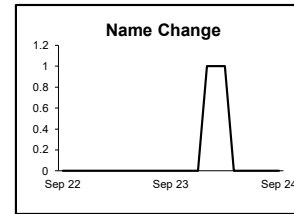
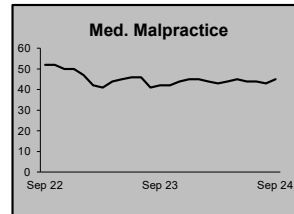
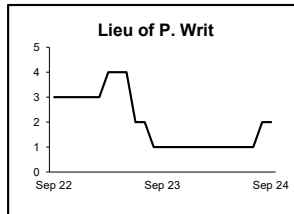
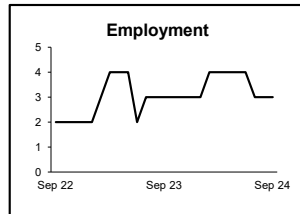
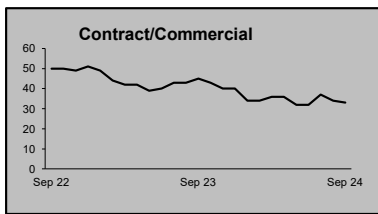
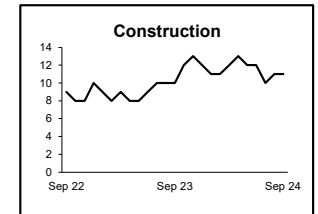
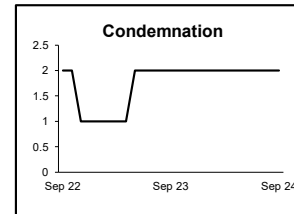
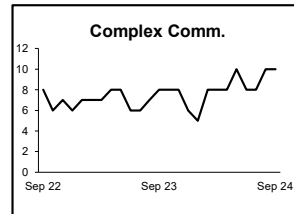
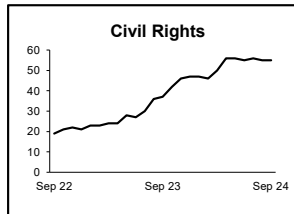
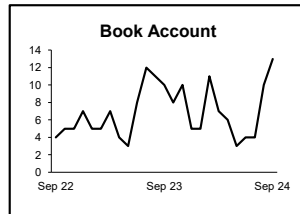
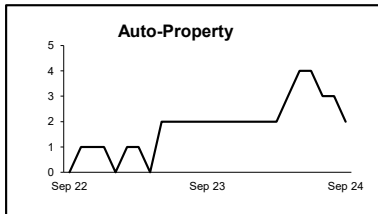
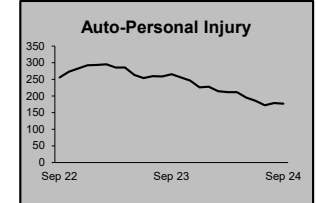
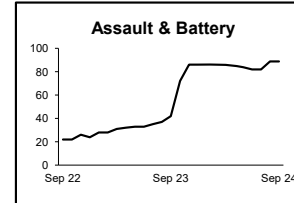
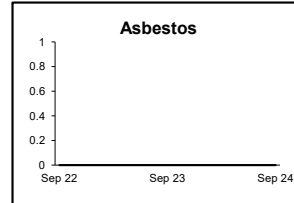

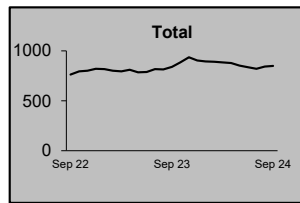
Monthly Resolutions





**CIVIL BACKLOG BY CASETYPE  
SEPTEMBER 2024  
MERCER**

	<b>Total</b>	<b>Backlog</b>	<b>% chg</b>
Sep 22		763	
Sep 23		839	10%
Sep 24		848	1%



1) Casetypes with the state's largest backlogs are highlighted.

**CIVIL CASELOAD SUMMARY BY CASETYPE  
SEPTEMBER 2024  
MIDDLESEX**

	Filings			Resolutions			Clearance		Backlog			Backlog Percent		Backlog Per 100 Monthly Filings		Active Pending		
	Sep 2023	Sep 2024	percent change	Sep 2023	Sep 2024	percent change	Sep 2024		Sep 2023	Sep 2024	percent change	Sep 2023	Sep 2024	Sep 2023	Sep 2024	Sep 2023	Sep 2024	percent change
	to Sep 2023	to Sep 2024		number	percent													
	Sep 2023	Sep 2024	change	Sep 2023	Sep 2024	change	number	percent	Sep 2023	Sep 2024	change	Sep 2023	Sep 2024	Sep 2023	Sep 2024	Sep 2023	Sep 2024	change
Act on Neg Inst	4	5	25%	1	2	100%	-3	40%	0	0	0%	0%	0%	0	0	5	8	60%
Asbestos	64	33	-48%	9	48	433%	15	145%	568	429	-24%	64%	65%	3,098	3,343	883	656	-26%
Assault & Bat	5	5	0%	2	4	100%	-1	80%	25	33	32%	45%	65%	1,667	3,046	55	51	-7%
Auto - Pers Inj	780	746	-4%	719	711	-1%	-35	95%	958	864	-10%	24%	22%	384	334	3,925	3,998	2%
Auto - Property	13	26	100%	13	24	85%	-2	92%	7	7	0%	12%	10%	99	87	58	71	22%
Book Account	165	206	25%	126	178	41%	-28	86%	22	11	-50%	7%	3%	45	18	323	364	13%
Civil Rights	7	4	-43%	5	7	40%	3	175%	15	16	7%	38%	30%	783	427	39	54	38%
Complex Comm	5	5	0%	7	4	-43%	-1	80%	32	25	-22%	57%	53%	1,200	1,500	56	47	-16%
Condemnation	5	7	40%	8	10	25%	3	143%	1	1	0%	7%	7%	52	39	15	14	-7%
Construction	4	7	75%	5	7	40%	0	100%	14	7	-50%	47%	21%	800	247	30	33	10%
Contract/Comm	203	231	14%	220	254	15%	23	110%	47	55	17%	8%	8%	66	65	617	662	7%
Employment	10	10	0%	10	8	-20%	-2	80%	7	10	43%	23%	27%	221	308	31	37	19%
Lieu of P. Writ	11	6	-45%	4	11	175%	5	183%	5	5	0%	13%	13%	158	200	38	39	3%
Medical Malprac	24	18	-25%	31	32	3%	14	178%	116	143	23%	38%	53%	1,450	1,950	303	270	-11%
Name Change	69	71	3%	62	50	-19%	-21	70%	0	0	0%	0%	0%	0	0	39	52	33%
Other Insurance	12	7	-42%	7	9	29%	2	129%	7	3	-57%	20%	14%	215	92	35	21	-40%
Other MCL	14	1	-93%	25	127	408%	126	12700%	3,963	3,839	-3%	98%	99%	68,922	354,369	4,025	3,864	-4%
Other Track 1	82	69	-16%	83	89	7%	20	129%	19	26	37%	10%	15%	68	96	186	172	-8%
Other Track 3	72	62	-14%	47	86	83%	24	139%	36	43	19%	12%	14%	179	188	292	318	9%
Other Track 4	2	0	-100%	3	3	0%	3	100%	15	12	-20%	54%	57%	1,059	1,440	28	21	-25%
Personal Injury	277	242	-13%	237	240	1%	-2	99%	452	440	-3%	29%	29%	495	525	1,585	1,520	-4%
Prod Liability	6	9	50%	8	8	0%	-1	89%	14	28	100%	23%	45%	179	988	61	62	2%
Prof Malpractic	13	12	-8%	12	9	-25%	-3	75%	18	15	-17%	24%	20%	554	429	74	76	3%
PIP Coverage	6	2	-67%	6	3	-50%	1	150%	1	3	200%	7%	33%	48	240	14	9	-36%
Real Property	10	6	-40%	5	7	40%	1	117%	1	6	500%	6%	33%	43	327	16	18	13%
Tort Other	27	26	-4%	34	34	0%	8	131%	28	31	11%	22%	26%	271	276	125	120	-4%
Toxic Tort	1	0	-100%	1	2	100%	2	100%	1	3	200%	14%	50%	400	1,800	7	6	-14%
UM/UIM Bod Inj	56	39	-30%	52	44	-15%	5	113%	49	59	20%	19%	25%	266	398	262	232	-11%
<b>Total</b>	<b>1,947</b>	<b>1,855</b>	<b>-5%</b>	<b>1,742</b>	<b>2,011</b>	<b>15%</b>	<b>156</b>	<b>108%</b>	<b>6,421</b>	<b>6,114</b>	<b>-5%</b>	<b>49%</b>	<b>48%</b>	<b>1,010</b>	<b>940</b>	<b>13,127</b>	<b>12,795</b>	<b>-3%</b>

**CIVIL BACKLOG SUMMARY BY CASETYPE**

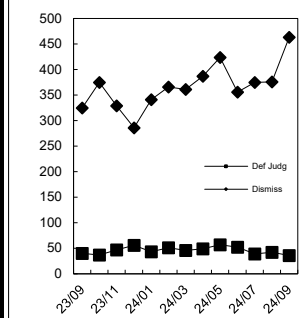
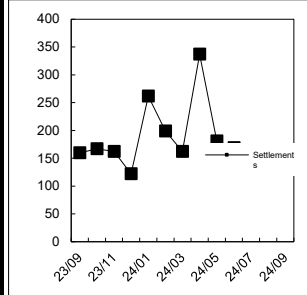
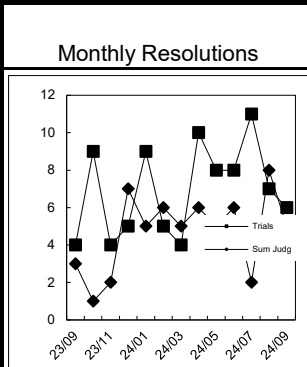
**September 2024**

**MIDDLESEX**

	<b>Cases in Backlog</b>															<b>Total Backlog</b>
	Track 1					Track 2				Track 3			Track 4			
	12 to 18 months	18 to 24 months	24 to 36 months	over 36 months	Total Track 1	18 to 24 months	24 to 36 months	over 36 months	Total Track 2	24 to 36 months	over 36 months	Total Track 3	24 to 36 months	over 36 months	Total Track 4	
Act on Neg Inst	0	0	0	0	0	0	0	0	0	0	0	0	0	0	0	0
Asbestos	0	0	0	0	0	0	0	0	0	0	0	0	84	345	429	429
Assault & Bat	0	0	0	0	0	0	0	0	0	12	21	33	0	0	0	33
Auto - Pers Inj	0	0	0	0	0	442	309	113	864	0	0	0	0	0	0	864
Auto - Property	0	0	0	0	0	3	3	1	7	0	0	0	0	0	0	7
Book Account	9	2	0	0	11	0	0	0	0	0	0	0	0	0	0	11
Civil Rights	0	0	0	0	0	0	0	0	0	5	11	16	0	0	0	16
Complex Comm	0	0	0	0	0	0	0	0	0	0	0	0	7	18	25	25
Condemnation	0	0	0	0	0	0	0	0	0	0	1	1	0	0	0	1
Construction	0	0	0	0	0	3	2	2	7	0	0	0	0	0	0	7
Contract/Comm	0	0	0	0	0	34	19	2	55	0	0	0	0	0	0	55
Employment	0	0	0	0	0	7	0	3	10	0	0	0	0	0	0	10
Lieu of P. Writ	0	0	0	0	0	0	0	0	0	0	0	0	3	2	5	5
Medical Malprac	0	0	0	0	0	0	0	0	0	89	54	143	0	0	0	143
Name Change	0	0	0	0	0	0	0	0	0	0	0	0	0	0	0	0
Other Insurance	1	1	1	0	3	0	0	0	0	0	0	0	0	0	0	3
Other Mass Tort	0	0	0	0	0	0	0	0	0	0	0	0	29	3,810	3,839	3,839
Other Track 1	12	6	3	0	21	2	2	1	5	0	0	0	0	0	0	26
Other Track 3	0	0	0	0	0	0	0	0	0	31	12	43	0	0	0	43
Other Track 4	0	0	0	0	0	0	0	0	0	0	0	0	3	9	12	12
Personal Injury	0	0	0	0	0	241	148	51	440	0	0	0	0	0	0	440
Prod Liability	0	0	0	0	0	0	0	0	0	21	7	28	0	0	0	28
Prof Malpractic	0	0	0	0	0	0	0	0	0	10	5	15	0	0	0	15
PIP Coverage	2	1	0	0	3	0	0	0	0	0	0	0	0	0	0	3
Real Property	4	1	1	0	6	0	0	0	0	0	0	0	0	0	0	6
Tort Other	0	0	0	0	0	13	13	5	31	0	0	0	0	0	0	31
Toxic Tort	0	0	0	0	0	0	0	0	0	3	0	3	0	0	0	3
UM/UIM Bod Inj	0	0	0	0	0	35	15	9	59	0	0	0	0	0	0	59
<b>Total</b>	<b>28</b>	<b>11</b>	<b>5</b>	<b>0</b>	<b>44</b>	<b>780</b>	<b>511</b>	<b>187</b>	<b>1,478</b>	<b>171</b>	<b>111</b>	<b>282</b>	<b>126</b>	<b>4,184</b>	<b>4,310</b>	<b>6,114</b>

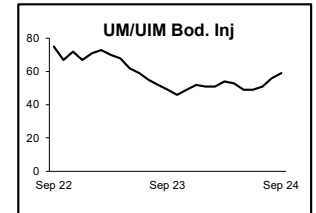
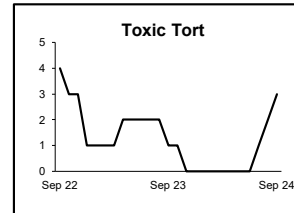
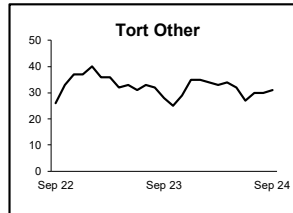
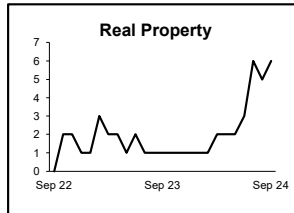
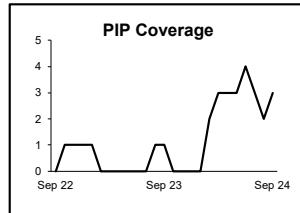
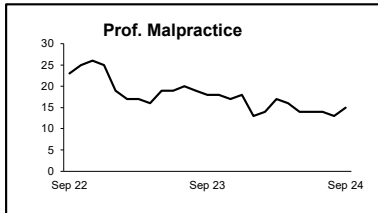
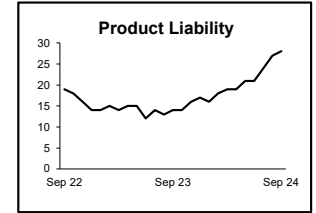
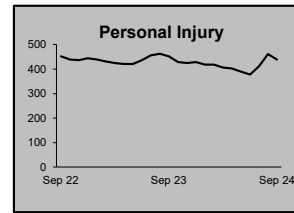
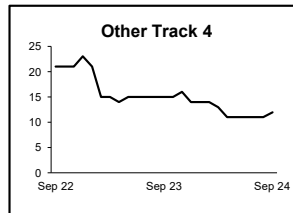
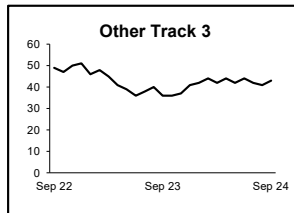
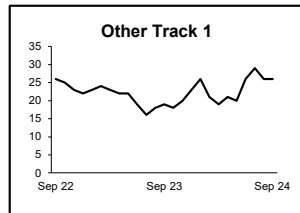
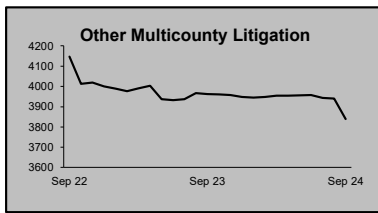
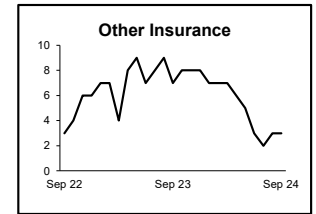

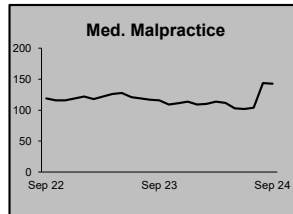
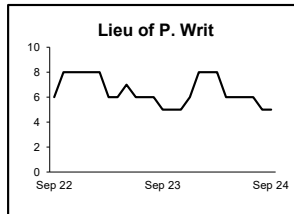
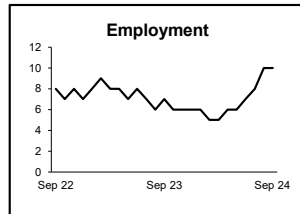
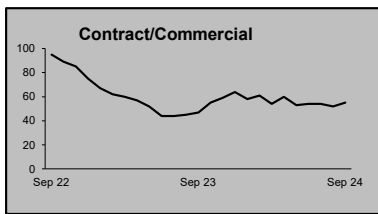
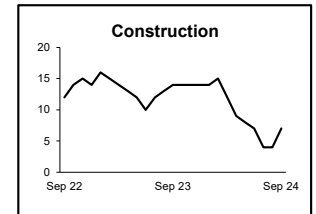
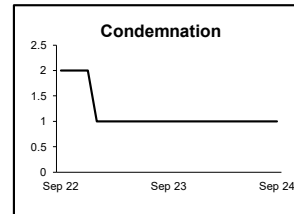
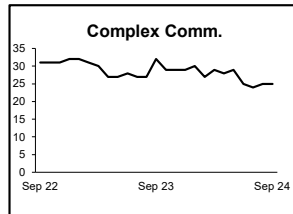
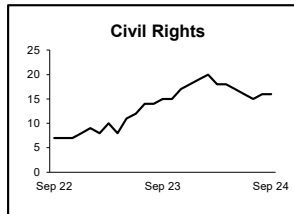
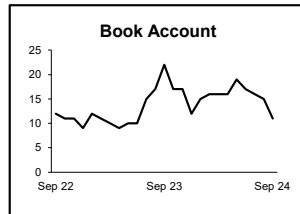
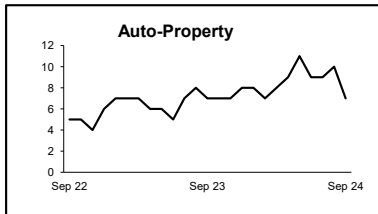
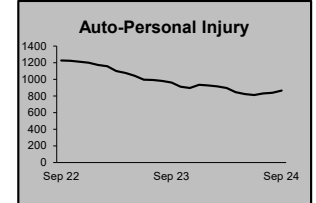
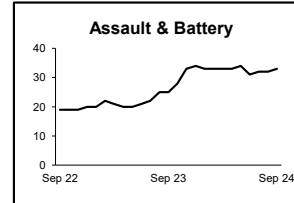
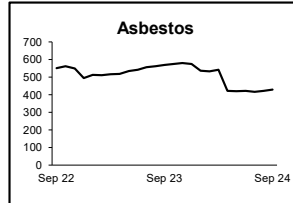
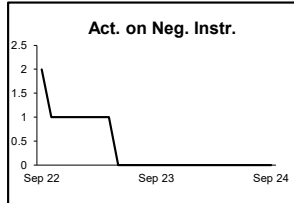
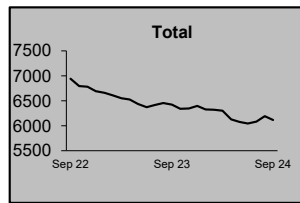
**CIVIL RESOLUTION SUMMARY BY CASETYPE  
JULY 2024 - SEPTEMBER 2024  
MIDDLESEX**

	Trial			Summary					Total	Percent resolved by						Monthly Resolutions
	Jury	Nonjury	Total	Judgment	Settlement	Default Judgment	Dismiss	Other		Trial	Sum Jud	Settle	Default J	Dismiss	Other	
Act on Neg Inst	0	0	0	1	0	1	0	0	2	0%	50%	0%	50%	0%	0%	
Asbestos	0	0	0	0	40	0	7	1	48	0%	0%	83%	0%	15%	2%	
Assault & Bat	0	0	0	0	0	0	4	0	4	0%	0%	0%	0%	100%	0%	
Auto - Pers Inj	9	0	9	0	181	1	468	52	711	1%	0%	25%	0%	66%	7%	
Auto - Property	0	0	0	0	5	5	14	0	24	0%	0%	21%	21%	58%	0%	
Book Account	0	2	2	8	26	49	89	4	178	1%	4%	15%	28%	50%	2%	
Civil Rights	0	0	0	0	1	0	5	1	7	0%	0%	14%	0%	71%	14%	
Complex Commerc	0	0	0	0	0	1	2	1	4	0%	0%	0%	25%	50%	25%	
Condemnation	0	0	0	0	2	0	1	7	10	0%	0%	20%	0%	10%	70%	
Construction	0	0	0	0	3	1	3	0	7	0%	0%	43%	14%	43%	0%	
Contract/Commer	0	1	1	4	34	47	156	12	254	0%	2%	13%	19%	61%	5%	
Employment	0	0	0	0	3	0	4	1	8	0%	0%	38%	0%	50%	13%	
Lieu of P. Writ	0	3	3	1	0	0	7	0	11	27%	9%	0%	0%	64%	0%	
Medical Malprac	1	0	1	0	9	0	17	5	32	3%	0%	28%	0%	53%	16%	
Name Change	0	0	0	0	0	0	6	44	50	0%	0%	0%	0%	12%	88%	
Other Insurance	0	0	0	0	0	0	7	2	9	0%	0%	0%	0%	78%	22%	
Other MCL	0	0	0	0	0	0	124	3	127	0%	0%	0%	0%	98%	2%	
Other Track 1	0	0	0	0	8	6	50	25	89	0%	0%	9%	7%	56%	28%	
Other Track 3	1	0	1	0	19	0	60	6	86	1%	0%	22%	0%	70%	7%	
Other Track 4	0	0	0	0	1	0	2	0	3	0%	0%	33%	0%	67%	0%	
Personal Injury	6	0	6	0	85	0	130	19	240	3%	0%	35%	0%	54%	8%	
Prod Liability	0	0	0	0	1	0	3	4	8	0%	0%	13%	0%	38%	50%	
Prof Malpractic	0	0	0	0	6	0	3	0	9	0%	0%	67%	0%	33%	0%	
PIP Coverage	0	0	0	0	1	0	2	0	3	0%	0%	33%	0%	67%	0%	
Real Property	0	0	0	0	0	1	3	3	7	0%	0%	0%	14%	43%	43%	
Tort Other	0	0	0	1	7	4	18	4	34	0%	3%	21%	12%	53%	12%	
Toxic Tort	0	0	0	0	1	0	0	1	2	0%	0%	50%	0%	0%	50%	
UM/UIM Bod Inj	1	0	1	0	8	1	29	5	44	2%	0%	18%	2%	66%	11%	
<b>Total</b>	<b>18</b>	<b>6</b>	<b>24</b>	<b>15</b>	<b>441</b>	<b>117</b>	<b>1,214</b>	<b>200</b>	<b>2,011</b>	<b>1%</b>	<b>1%</b>	<b>22%</b>	<b>6%</b>	<b>60%</b>	<b>10%</b>	



**CIVIL BACKLOG BY CASETYPE  
SEPTEMBER 2024  
MIDDLESEX**

	<b>Total</b>	<b>Backlog</b>	<b>% chg</b>
Sep 22		6,942	
Sep 23		6,421	-8%
Sep 24		6,114	-5%



1) Casetypes with the state's largest backlogs are highlighted.

**CIVIL CASELOAD SUMMARY BY CASETYPE  
SEPTEMBER 2024  
MONMOUTH**

	Filings			Resolutions			Clearance		Backlog			Backlog Percent		Backlog Per 100 Monthly Filings		Active Pending		
	Sep 2023	Sep 2024	percent change	Sep 2023	Sep 2024	percent change	Sep 2024		Sep 2023	Sep 2024	percent change	Sep 2023	Sep 2024	Sep 2023	Sep 2024	Sep 2023	Sep 2024	percent change
	to Sep 2023	to Sep 2024		number	percent													
	Sep 2023	Sep 2024	change	Sep 2023	Sep 2024	change	number	percent	Sep 2023	Sep 2024	change	Sep 2023	Sep 2024	Sep 2023	Sep 2024	change	Sep 2023	Sep 2024
Act on Neg Inst	1	2	100%	1	2	100%	0	100%	2	0	-100%	40%	0%	480	0	5	6	20%
Asbestos	0	0	0%	0	0	0%	0	100%	0	0	0%	0%	0%	0	0	0	0	0%
Assault & Bat	4	7	75%	9	17	89%	10	243%	17	9	-47%	38%	38%	1,200	720	45	24	-47%
Auto - Pers Inj	296	276	-7%	295	265	-10%	-11	96%	404	221	-45%	26%	16%	426	226	1,552	1,407	-9%
Auto - Property	14	8	-43%	11	9	-18%	1	113%	3	3	0%	7%	8%	77	73	43	37	-14%
Book Account	105	142	35%	99	145	46%	3	102%	20	23	15%	8%	8%	57	47	243	298	23%
Civil Rights	4	8	100%	4	4	0%	-4	50%	2	10	400%	10%	36%	141	500	21	28	33%
Complex Comm	7	9	29%	12	5	-58%	-4	56%	16	10	-38%	34%	26%	565	600	47	38	-19%
Condemnation	10	2	-80%	8	3	-63%	1	150%	7	1	-86%	25%	7%	311	63	28	15	-46%
Construction	6	11	83%	11	8	-27%	-3	73%	21	13	-38%	42%	29%	630	380	50	45	-10%
Contract/Comm	186	232	25%	171	200	17%	-32	86%	93	76	-18%	16%	12%	165	115	577	609	6%
Employment	4	5	25%	4	2	-50%	-3	40%	4	1	-75%	31%	7%	343	80	13	14	8%
Lieu of P. Writ	14	11	-21%	17	9	-47%	-2	82%	11	8	-27%	18%	17%	240	274	61	48	-21%
Medical Malprac	22	29	32%	23	18	-22%	-11	62%	92	82	-11%	41%	36%	1,284	1,025	224	226	1%
Name Change	53	49	-8%	46	60	30%	11	122%	0	0	0%	0%	0%	0	0	49	38	-22%
Other Insurance	8	15	88%	5	6	20%	-9	40%	8	8	0%	38%	31%	480	267	21	26	24%
Other MCL	0	0	0%	0	0	0%	0	100%	0	0	0%	0%	0%	0	0	0	0	0%
Other Track 1	69	93	35%	83	70	-16%	-23	75%	52	35	-33%	28%	19%	233	128	186	188	1%
Other Track 3	58	38	-34%	32	31	-3%	-7	82%	36	40	11%	16%	16%	243	273	221	243	10%
Other Track 4	3	3	0%	8	1	-88%	-2	33%	25	27	8%	45%	50%	1,500	2,025	55	54	-2%
Personal Injury	160	167	4%	123	105	-15%	-62	63%	261	206	-21%	29%	24%	519	392	903	871	-4%
Prod Liability	3	5	67%	3	3	0%	-2	60%	6	6	0%	26%	22%	480	514	23	27	17%
Prof Malpractic	9	3	-67%	9	16	78%	13	533%	30	26	-13%	34%	35%	766	1,114	87	74	-15%
PIP Coverage	0	3		3	2	-33%	-1	67%	0	1		0%	20%	0	171	4	5	25%
Real Property	8	6	-25%	7	4	-43%	-2	67%	8	8	0%	40%	33%	320	400	20	24	20%
Tort Other	27	34	26%	31	37	19%	3	109%	28	25	-11%	19%	19%	235	234	148	131	-11%
Toxic Tort	0	0	0%	0	1		1	100%	0	0	0%	0%	0%	0	0	1	0	-100%
UM/UIM Bod Inj	11	16	45%	22	9	-59%	-7	56%	28	9	-68%	31%	13%	501	166	91	69	-24%
<b>Total</b>	<b>1,082</b>	<b>1,174</b>	<b>9%</b>	<b>1,037</b>	<b>1,032</b>	<b>0%</b>	<b>-142</b>	<b>88%</b>	<b>1,174</b>	<b>848</b>	<b>-28%</b>	<b>25%</b>	<b>19%</b>	<b>337</b>	<b>224</b>	<b>4,718</b>	<b>4,545</b>	<b>-4%</b>

**CIVIL BACKLOG SUMMARY BY CASETYPE**

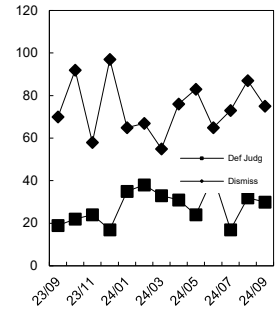
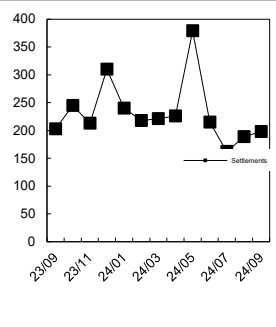
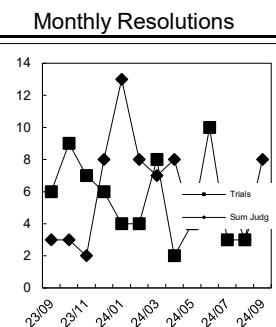
**September 2024**

**MONMOUTH**

	<b>Cases in Backlog</b>															<b>Total Backlog</b>
	Track 1					Track 2				Track 3			Track 4			
	12 to 18 months	18 to 24 months	24 to 36 months	over 36 months	Total Track 1	18 to 24 months	24 to 36 months	over 36 months	Total Track 2	24 to 36 months	over 36 months	Total Track 3	24 to 36 months	over 36 months	Total Track 4	
Act on Neg Inst	0	0	0	0	0	0	0	0	0	0	0	0	0	0	0	0
Asbestos	0	0	0	0	0	0	0	0	0	0	0	0	0	0	0	0
Assault & Bat	0	0	0	0	0	0	0	0	0	5	4	9	0	0	0	9
Auto - Pers Inj	0	0	0	0	0	120	72	29	221	0	0	0	0	0	0	221
Auto - Property	0	0	0	0	0	2	1	0	3	0	0	0	0	0	0	3
Book Account	17	4	2	0	23	0	0	0	0	0	0	0	0	0	0	23
Civil Rights	0	0	0	0	0	0	0	0	0	9	1	10	0	0	0	10
Complex Comm	0	0	0	0	0	0	0	0	0	0	0	0	3	7	10	10
Condemnation	0	0	0	0	0	0	0	0	0	1	0	1	0	0	0	1
Construction	0	0	0	0	0	5	5	3	13	0	0	0	0	0	0	13
Contract/Comm	0	0	0	0	0	40	17	19	76	0	0	0	0	0	0	76
Employment	0	0	0	0	0	1	0	0	1	0	0	0	0	0	0	1
Lieu of P. Writ	0	0	0	0	0	0	0	0	0	0	0	0	5	3	8	8
Medical Malprac	0	0	0	0	0	0	0	0	0	39	43	82	0	0	0	82
Name Change	0	0	0	0	0	0	0	0	0	0	0	0	0	0	0	0
Other Insurance	6	0	1	1	8	0	0	0	0	0	0	0	0	0	0	8
Other Mass Tort	0	0	0	0	0	0	0	0	0	0	0	0	0	0	0	0
Other Track 1	16	8	5	6	35	0	0	0	0	0	0	0	0	0	0	35
Other Track 3	0	0	0	0	0	0	0	0	0	24	16	40	0	0	0	40
Other Track 4	0	0	0	0	0	0	0	0	0	0	0	0	13	14	27	27
Personal Injury	0	0	0	0	0	110	70	26	206	0	0	0	0	0	0	206
Prod Liability	0	0	0	0	0	0	0	0	0	5	1	6	0	0	0	6
Prof Malpractic	0	0	0	0	0	0	0	0	0	13	13	26	0	0	0	26
PIP Coverage	1	0	0	0	1	0	0	0	0	0	0	0	0	0	0	1
Real Property	3	1	3	1	8	0	0	0	0	0	0	0	0	0	0	8
Tort Other	0	0	0	0	0	14	7	4	25	0	0	0	0	0	0	25
Toxic Tort	0	0	0	0	0	0	0	0	0	0	0	0	0	0	0	0
UM/UIM Bod Inj	0	0	0	0	0	4	4	1	9	0	0	0	0	0	0	9
<b>Total</b>	<b>43</b>	<b>13</b>	<b>11</b>	<b>8</b>	<b>75</b>	<b>296</b>	<b>176</b>	<b>82</b>	<b>554</b>	<b>96</b>	<b>78</b>	<b>174</b>	<b>21</b>	<b>24</b>	<b>45</b>	<b>848</b>

**CIVIL RESOLUTION SUMMARY BY CASETYPE  
JULY 2024 - SEPTEMBER 2024  
MONMOUTH**

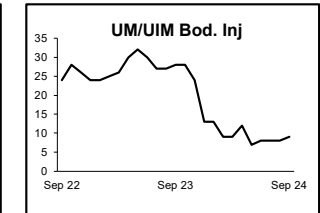
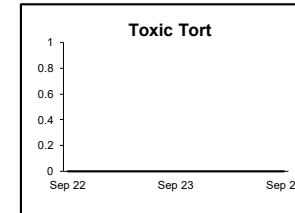
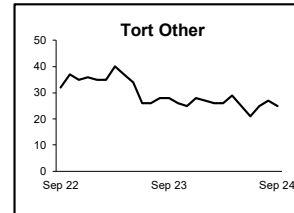
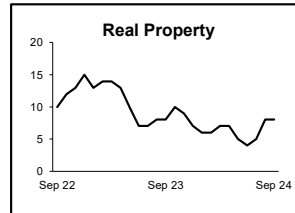
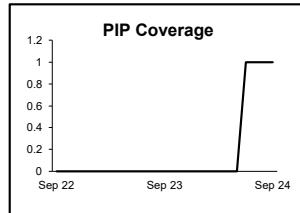
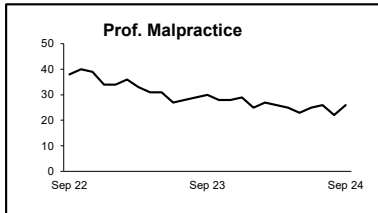
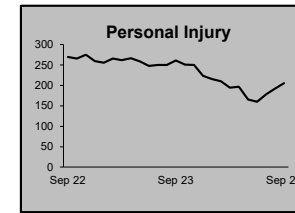
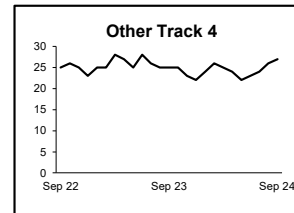
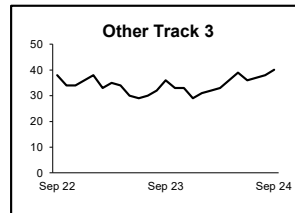
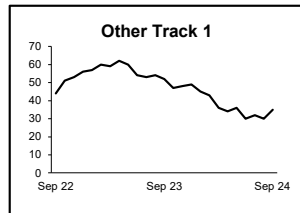
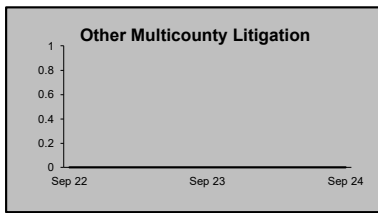
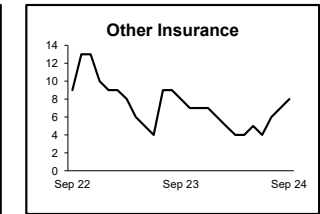
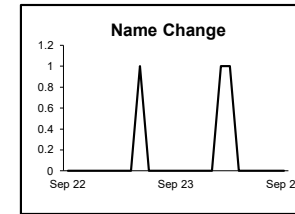
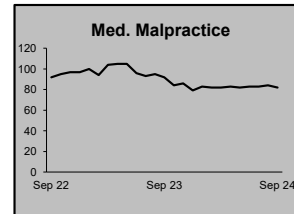
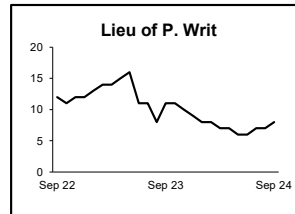
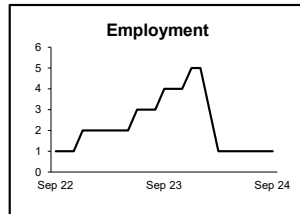
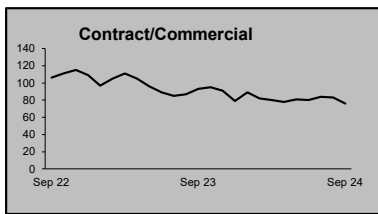
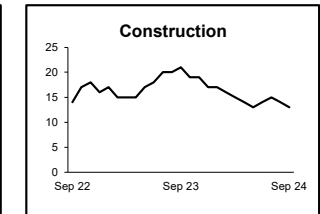
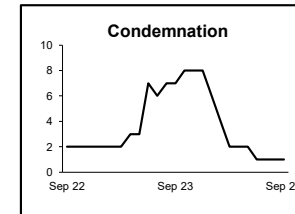
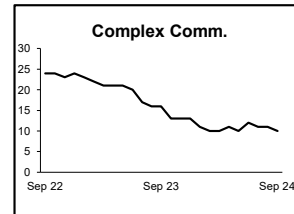
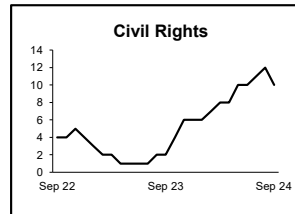
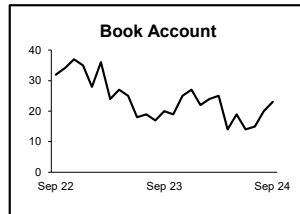
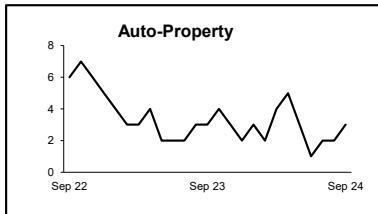
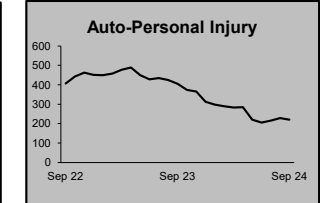
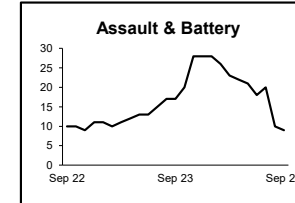
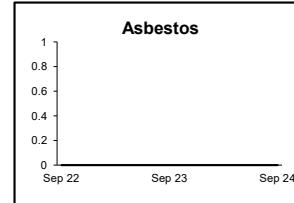
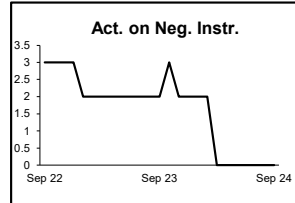
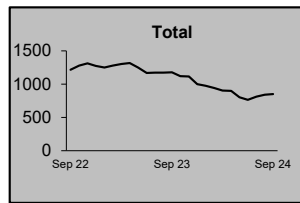
	Trial			Summary					Total	Percent resolved by						Monthly Resolutions
	Jury	Nonjury	Total	Judgment	Settlement	Default Judgment	Dismiss	Other		Trial	Sum Jud	Settle	Default J	Dismiss	Other	
Act on Neg Inst	0	0	0	0	1	1	0	0	2	0%	0%	50%	50%	0%	0%	
Asbestos	0	0	0	0	0	0	0	0	0	0%	0%	0%	0%	0%	0%	
Assault & Bat	0	0	0	0	4	2	11	0	17	0%	0%	24%	12%	65%	0%	
Auto - Pers Inj	3	0	3	1	222	1	34	4	265	1%	0%	84%	0%	13%	2%	
Auto - Property	0	0	0	0	1	1	7	0	9	0%	0%	11%	11%	78%	0%	
Book Account	0	0	0	5	47	35	55	3	145	0%	3%	32%	24%	38%	2%	
Civil Rights	1	0	1	0	1	0	2	0	4	25%	0%	25%	0%	50%	0%	
Complex Commerc	1	0	1	0	2	0	0	2	5	20%	0%	40%	0%	0%	40%	
Condemnation	0	0	0	0	3	0	0	0	3	0%	0%	100%	0%	0%	0%	
Construction	0	0	0	0	5	0	1	2	8	0%	0%	63%	0%	13%	25%	
Contract/Commer	2	1	3	5	71	32	59	30	200	2%	3%	36%	16%	30%	15%	
Employment	0	0	0	0	1	0	1	0	2	0%	0%	50%	0%	50%	0%	
Lieu of P. Writ	0	0	0	0	4	0	3	2	9	0%	0%	44%	0%	33%	22%	
Medical Malprac	2	0	2	1	11	0	2	2	18	11%	6%	61%	0%	11%	11%	
Name Change	0	0	0	0	0	0	6	54	60	0%	0%	0%	0%	10%	90%	
Other Insurance	0	0	0	0	3	0	3	0	6	0%	0%	50%	0%	50%	0%	
Other MCL	0	0	0	0	0	0	0	0	0	0%	0%	0%	0%	0%	0%	
Other Track 1	0	0	0	1	30	3	18	18	70	0%	1%	43%	4%	26%	26%	
Other Track 3	0	0	0	0	18	0	6	7	31	0%	0%	58%	0%	19%	23%	
Other Track 4	0	0	0	0	0	1	0	0	1	0%	0%	0%	100%	0%	0%	
Personal Injury	0	0	0	2	78	1	13	11	105	0%	2%	74%	1%	12%	10%	
Prod Liability	0	0	0	0	3	0	0	0	3	0%	0%	100%	0%	0%	0%	
Prof Malpractic	0	0	0	1	12	0	1	2	16	0%	6%	75%	0%	6%	13%	
PIP Coverage	0	0	0	0	1	0	1	0	2	0%	0%	50%	0%	50%	0%	
Real Property	0	2	2	0	1	0	1	0	4	50%	0%	25%	0%	25%	0%	
Tort Other	0	0	0	1	23	2	9	2	37	0%	3%	62%	5%	24%	5%	
Toxic Tort	0	0	0	0	0	0	1	0	1	0%	0%	0%	0%	100%	0%	
UM/UIM Bod Inj	0	0	0	0	7	0	1	1	9	0%	0%	78%	0%	11%	11%	
<b>Total</b>	<b>9</b>	<b>3</b>	<b>12</b>	<b>17</b>	<b>549</b>	<b>79</b>	<b>235</b>	<b>140</b>	<b>1,032</b>	<b>1%</b>	<b>2%</b>	<b>53%</b>	<b>8%</b>	<b>23%</b>	<b>14%</b>	





**CIVIL BACKLOG BY CASETYPE  
SEPTEMBER 2024  
MONMOUTH**

	<b>Total</b>	<b>Backlog</b>	<b>% chg</b>
Sep 22		1,212	
Sep 23		1,174	-3%
Sep 24		848	-28%



1) Casetypes with the state's largest backlogs are highlighted.

**CIVIL CASELOAD SUMMARY BY CASETYPE  
SEPTEMBER 2024  
MORRIS**

	Filings			Resolutions			Clearance		Backlog			Backlog Percent		Backlog Per 100 Monthly Filings		Active Pending		
	Sep 2023	Sep 2024	percent change	Sep 2023	Sep 2024	percent change	Sep 2024		Sep 2023	Sep 2024	percent change	Sep 2023	Sep 2024	Sep 2023	Sep 2024	Sep 2023	Sep 2024	percent change
	to Sep 2023	to Sep 2024		number	percent													
	Sep 2023	Sep 2024	change	Sep 2023	Sep 2024	change	number	percent	Sep 2023	Sep 2024	change	Sep 2023	Sep 2024	Sep 2023	Sep 2024	change	Sep 2023	Sep 2024
Act on Neg Inst	1	2	100%	0	2		0	100%	0	1		0%	25%	0	150	1	4	300%
Asbestos	0	0	0%	0	0	0%	0	100%	0	0	0%	0%	0%	0	0	0	0	0%
Assault & Bat	3	1	-67%	2	2	0%	1	200%	30	58	93%	79%	85%	12,000	8,700	38	68	79%
Auto - Pers Inj	124	126	2%	132	113	-14%	-13	90%	181	125	-31%	28%	19%	464	276	658	649	-1%
Auto - Property	6	10	67%	4	6	50%	-4	60%	2	1	-50%	9%	5%	77	39	23	21	-9%
Book Account	103	118	15%	65	83	28%	-35	70%	5	4	-20%	3%	2%	19	11	176	245	39%
Civil Rights	2	2	0%	1	1	0%	-1	50%	5	10	100%	33%	45%	600	1,091	15	22	47%
Complex Comm	9	2	-78%	9	8	-11%	6	400%	32	21	-34%	58%	44%	1,280	1,326	55	48	-13%
Condemnation	1	0	-100%	3	3	0%	3	100%	0	0	0%	0%	0%	0	0	4	2	-50%
Construction	6	6	0%	7	4	-43%	-2	67%	14	1	-93%	39%	4%	800	46	36	26	-28%
Contract/Comm	101	128	27%	110	116	5%	-12	91%	73	40	-45%	16%	10%	184	103	447	397	-11%
Employment	3	3	0%	2	4	100%	1	133%	2	1	-50%	13%	13%	120	86	16	8	-50%
Lieu of P. Writ	5	4	-20%	4	8	100%	4	200%	4	1	-75%	19%	5%	240	50	21	21	0%
Medical Malprac	12	16	33%	16	10	-38%	-6	63%	78	69	-12%	51%	45%	1,614	1,656	153	154	1%
Name Change	38	46	21%	36	55	53%	9	120%	0	0	0%	0%	0%	0	0	14	22	57%
Other Insurance	3	5	67%	4	4	0%	-1	80%	3	0	-100%	16%	0%	171	0	19	9	-53%
Other MCL	0	0	0%	0	0	0%	0	100%	0	0	0%	0%	0%	0	0	0	0	0%
Other Track 1	31	38	23%	37	33	-11%	-5	87%	5	1	-80%	8%	1%	38	6	66	88	33%
Other Track 3	28	25	-11%	15	28	87%	3	112%	41	29	-29%	28%	21%	513	395	148	138	-7%
Other Track 4	2	2	0%	2	3	50%	1	150%	14	8	-43%	47%	42%	1,680	960	30	19	-37%
Personal Injury	78	84	8%	69	85	23%	1	101%	180	110	-39%	34%	24%	711	416	526	449	-15%
Prod Liability	1	4	300%	2	5	150%	1	125%	14	6	-57%	54%	35%	2,100	554	26	17	-35%
Prof Malpractic	8	5	-38%	3	13	333%	8	260%	23	17	-26%	40%	44%	1,533	927	57	39	-32%
PIP Coverage	9	12	33%	12	10	-17%	-2	83%	0	0	0%	0%	0%	0	0	12	16	33%
Real Property	4	1	-75%	3	0	-100%	-1	0%	2	0	-100%	33%	0%	171	0	6	7	17%
Tort Other	12	17	42%	17	15	-12%	-2	88%	21	12	-43%	27%	17%	376	195	79	70	-11%
Toxic Tort	0	0	0%	1	0	-100%	0	100%	0	0	0%	0%	0%	0	0	0	0	0%
UM/UIM Bod Inj	4	3	-25%	4	4	0%	1	133%	6	7	17%	19%	26%	327	400	31	27	-13%
<b>Total</b>	<b>594</b>	<b>660</b>	<b>11%</b>	<b>560</b>	<b>615</b>	<b>10%</b>	<b>-45</b>	<b>93%</b>	<b>735</b>	<b>522</b>	<b>-29%</b>	<b>28%</b>	<b>20%</b>	<b>373</b>	<b>239</b>	<b>2,657</b>	<b>2,566</b>	<b>-3%</b>

**CIVIL BACKLOG SUMMARY BY CASETYPE**

September 2024

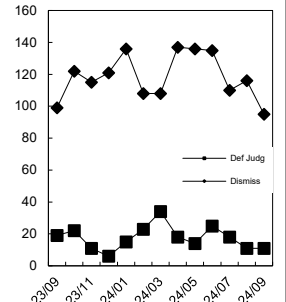
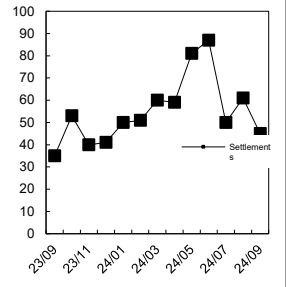
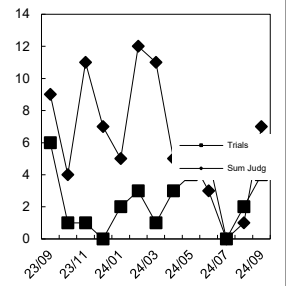
**MORRIS**

	Cases in Backlog															Total Backlog
	Track 1					Track 2				Track 3			Track 4			
	12 to 18 months	18 to 24 months	24 to 36 months	over 36 months	Total Track 1	18 to 24 months	24 to 36 months	over 36 months	Total Track 2	24 to 36 months	over 36 months	Total Track 3	24 to 36 months	over 36 months	Total Track 4	
Act on Neg Inst	1	0	0	0	1	0	0	0	0	0	0	0	0	0	0	1
Asbestos	0	0	0	0	0	0	0	0	0	0	0	0	0	0	0	0
Assault & Bat	0	0	0	0	0	0	0	0	0	31	27	58	0	0	0	58
Auto - Pers Inj	0	0	0	0	0	72	50	3	125	0	0	0	0	0	0	125
Auto - Property	0	0	0	0	0	0	1	0	1	0	0	0	0	0	0	1
Book Account	3	0	1	0	4	0	0	0	0	0	0	0	0	0	0	4
Civil Rights	0	0	0	0	0	0	0	0	0	5	5	10	0	0	0	10
Complex Comm	0	0	0	0	0	0	0	0	0	0	0	0	5	16	21	21
Condemnation	0	0	0	0	0	0	0	0	0	0	0	0	0	0	0	0
Construction	0	0	0	0	0	1	0	0	1	0	0	0	0	0	0	1
Contract/Comm	0	0	0	0	0	28	12	0	40	0	0	0	0	0	0	40
Employment	0	0	0	0	0	1	0	0	1	0	0	0	0	0	0	1
Lieu of P. Writ	0	0	0	0	0	0	0	0	0	0	0	0	1	0	1	1
Medical Malprac	0	0	0	0	0	0	0	0	0	20	49	69	0	0	0	69
Name Change	0	0	0	0	0	0	0	0	0	0	0	0	0	0	0	0
Other Insurance	0	0	0	0	0	0	0	0	0	0	0	0	0	0	0	0
Other Mass Tort	0	0	0	0	0	0	0	0	0	0	0	0	0	0	0	0
Other Track 1	1	0	0	0	1	0	0	0	0	0	0	0	0	0	0	1
Other Track 3	0	0	0	0	0	0	0	0	0	15	14	29	0	0	0	29
Other Track 4	0	0	0	0	0	0	0	0	0	0	0	0	4	4	8	8
Personal Injury	0	0	0	0	0	58	44	8	110	0	0	0	0	0	0	110
Prod Liability	0	0	0	0	0	0	0	0	0	3	3	6	0	0	0	6
Prof Malpractic	0	0	0	0	0	0	0	0	0	13	4	17	0	0	0	17
PIP Coverage	0	0	0	0	0	0	0	0	0	0	0	0	0	0	0	0
Real Property	0	0	0	0	0	0	0	0	0	0	0	0	0	0	0	0
Tort Other	0	0	0	0	0	8	4	0	12	0	0	0	0	0	0	12
Toxic Tort	0	0	0	0	0	0	0	0	0	0	0	0	0	0	0	0
UM/UIM Bod Inj	0	0	0	0	0	6	1	0	7	0	0	0	0	0	0	7
<b>Total</b>	<b>5</b>	<b>0</b>	<b>1</b>	<b>0</b>	<b>6</b>	<b>174</b>	<b>112</b>	<b>11</b>	<b>297</b>	<b>87</b>	<b>102</b>	<b>189</b>	<b>10</b>	<b>20</b>	<b>30</b>	<b>522</b>

**CIVIL RESOLUTION SUMMARY BY CASETYPE  
JULY 2024 - SEPTEMBER 2024  
MORRIS**

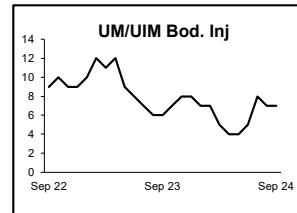
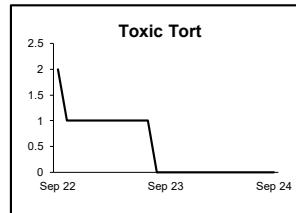
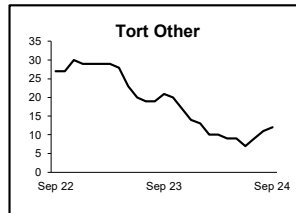
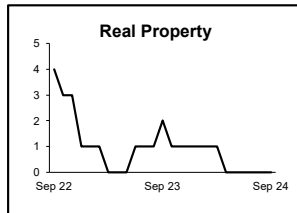
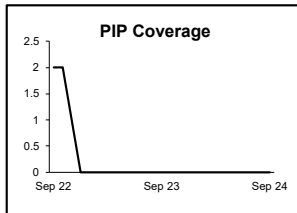
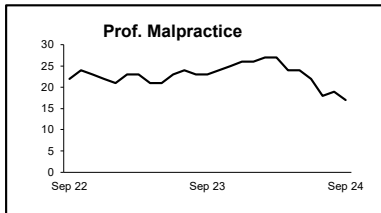
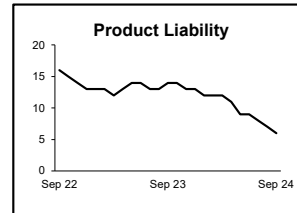
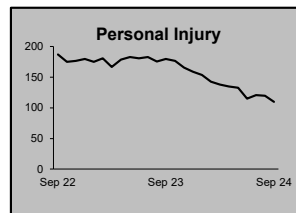
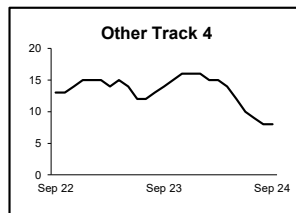
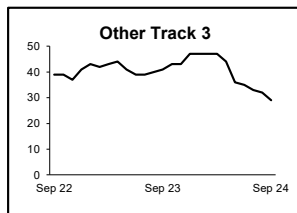
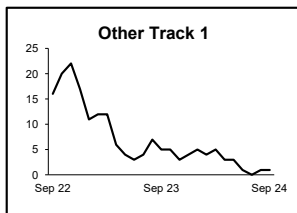
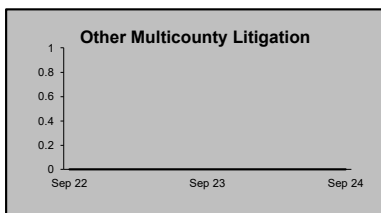
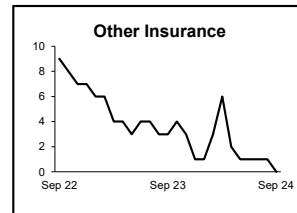
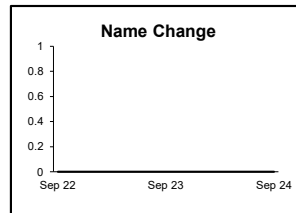
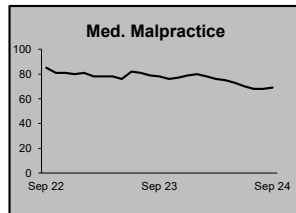
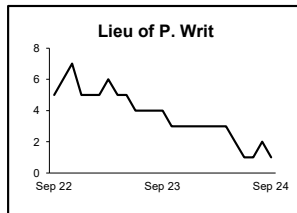
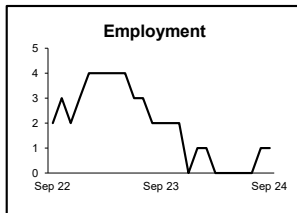
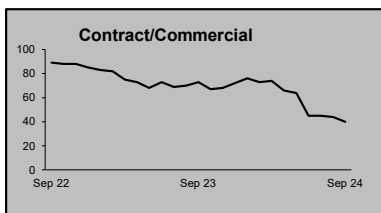
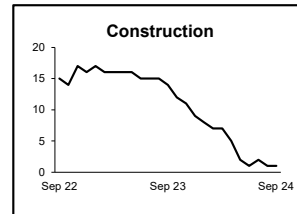
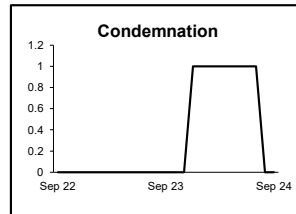
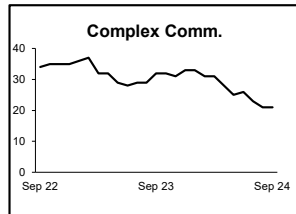
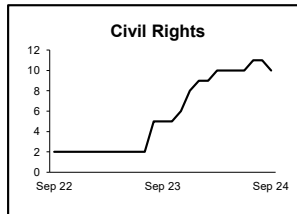
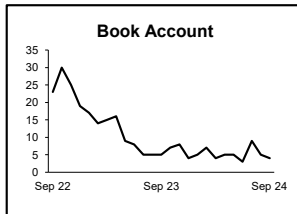
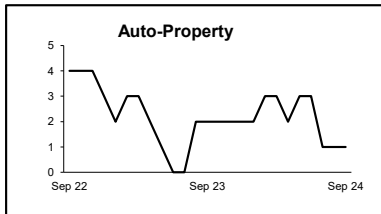
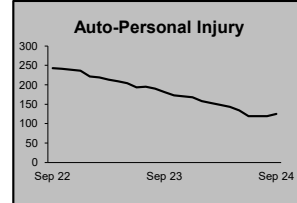
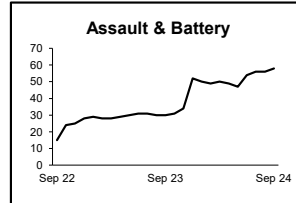
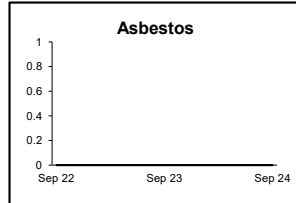
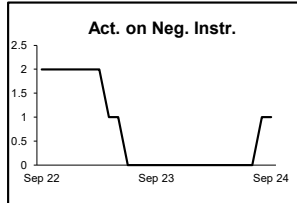
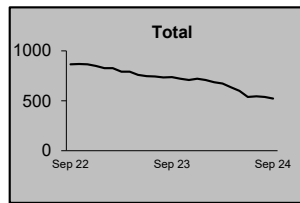
	Trial			Summary					Total	Percent resolved by						Monthly Resolutions
	Jury	Nonjury	Total	Judgment	Settlement	Default Judgment	Dismiss	Other		Trial	Sum Jud	Settle	Default J	Dismiss	Other	
Act on Neg Inst	0	0	0	0	0	1	1	0	2	0%	0%	0%	50%	50%	0%	
Asbestos	0	0	0	0	0	0	0	0	0	0%	0%	0%	0%	0%	0%	
Assault & Bat	0	0	0	0	1	0	1	0	2	0%	0%	50%	0%	50%	0%	
Auto - Pers Inj	1	0	1	0	34	0	73	5	113	1%	0%	30%	0%	65%	4%	
Auto - Property	0	0	0	0	2	1	2	1	6	0%	0%	33%	17%	33%	17%	
Book Account	0	0	0	4	20	16	41	2	83	0%	5%	24%	19%	49%	2%	
Civil Rights	0	0	0	0	1	0	0	0	1	0%	0%	100%	0%	0%	0%	
Complex Commerc	0	0	0	0	3	0	5	0	8	0%	0%	38%	0%	63%	0%	
Condemnation	0	0	0	0	0	0	0	3	3	0%	0%	0%	0%	0%	100%	
Construction	0	0	0	0	2	1	0	1	4	0%	0%	50%	25%	0%	25%	
Contract/Commer	1	0	1	2	25	18	68	2	116	1%	2%	22%	16%	59%	2%	
Employment	0	0	0	0	0	0	3	1	4	0%	0%	0%	0%	75%	25%	
Lieu of P. Writ	0	1	1	0	1	0	3	3	8	13%	0%	13%	0%	38%	38%	
Medical Malprac	1	0	1	0	6	0	2	1	10	10%	0%	60%	0%	20%	10%	
Name Change	0	0	0	0	0	0	1	54	55	0%	0%	0%	0%	2%	98%	
Other Insurance	0	0	0	0	0	0	3	1	4	0%	0%	0%	0%	75%	25%	
Other MCL	0	0	0	0	0	0	0	0	0	0%	0%	0%	0%	0%	0%	
Other Track 1	0	0	0	0	6	2	21	4	33	0%	0%	18%	6%	64%	12%	
Other Track 3	0	1	1	1	9	0	17	0	28	4%	4%	32%	0%	61%	0%	
Other Track 4	0	0	0	0	3	0	0	0	3	0%	0%	100%	0%	0%	0%	
Personal Injury	1	0	1	0	27	1	54	2	85	1%	0%	32%	1%	64%	2%	
Prod Liability	0	0	0	0	2	0	3	0	5	0%	0%	40%	0%	60%	0%	
Prof Malpractic	0	0	0	1	7	0	4	1	13	0%	8%	54%	0%	31%	8%	
PIP Coverage	0	0	0	0	2	0	5	3	10	0%	0%	20%	0%	50%	30%	
Real Property	0	0	0	0	0	0	0	0	0	0%	0%	0%	0%	0%	0%	
Tort Other	0	0	0	0	4	0	11	0	15	0%	0%	27%	0%	73%	0%	
Toxic Tort	0	0	0	0	0	0	0	0	0	0%	0%	0%	0%	0%	0%	
UM/UIM Bod Inj	0	0	0	0	1	0	3	0	4	0%	0%	25%	0%	75%	0%	
<b>Total</b>	<b>4</b>	<b>2</b>	<b>6</b>	<b>8</b>	<b>156</b>	<b>40</b>	<b>321</b>	<b>84</b>	<b>615</b>	<b>1%</b>	<b>1%</b>	<b>25%</b>	<b>7%</b>	<b>52%</b>	<b>14%</b>	

Monthly Resolutions



**CIVIL BACKLOG BY CASETYPE  
SEPTEMBER 2024  
MORRIS**

	<b>Total</b>	<b>Backlog</b>	<b>% chg</b>
Sep 22		865	
Sep 23		735	-15%
Sep 24		522	-29%



1) Casetypes with the state's largest backlogs are highlighted.

**CIVIL CASELOAD SUMMARY BY CASETYPE  
SEPTEMBER 2024  
OCEAN**

	Filings			Resolutions			Clearance		Backlog			Backlog Percent		Backlog Per 100 Monthly Filings		Active Pending		
	Sep 2023	Sep 2024	percent change	Sep 2023	Sep 2024	percent change	Sep 2024		Sep 2023	Sep 2024	percent change	Sep 2023	Sep 2024	Sep 2023	Sep 2024	Sep 2023	Sep 2024	percent change
	to Sep 2023	to Sep 2024		number	percent													
	Sep 2023	Sep 2024	change	Sep 2023	Sep 2024	change	number	percent	Sep 2023	Sep 2024	change	Sep 2023	Sep 2024	Sep 2023	Sep 2024	Sep 2023	Sep 2024	change
Act on Neg Inst	0	3		0	1		-2	33%	0	0	0%	0%	0%	0	0	0	7	
Asbestos	0	0	0%	0	0	0%	0	100%	0	0	0%	0%	0%	0	0	0	0	0%
Assault & Bat	1	0	-100%	2	4	100%	4	100%	3	3	0%	18%	25%	514	514	17	12	-29%
Auto - Pers Inj	209	210	0%	222	182	-18%	-28	87%	317	259	-18%	27%	24%	456	389	1,164	1,087	-7%
Auto - Property	7	7	0%	7	10	43%	3	143%	1	1	0%	3%	3%	28	29	33	29	-12%
Book Account	86	153	78%	82	105	28%	-48	69%	14	10	-29%	9%	4%	52	25	151	261	73%
Civil Rights	1	3	200%	3	2	-33%	-1	67%	2	4	100%	20%	29%	218	400	10	14	40%
Complex Comm	1	10	900%	4	0	-100%	-10	0%	3	0	-100%	33%	0%	327	0	9	19	111%
Condemnation	8	12	50%	15	3	-80%	-9	25%	21	16	-24%	51%	41%	700	835	41	39	-5%
Construction	6	9	50%	7	5	-29%	-4	56%	10	12	20%	28%	39%	429	554	36	31	-14%
Contract/Comm	108	136	26%	108	115	6%	-21	85%	30	37	23%	9%	10%	79	90	323	354	10%
Employment	1	5	400%	6	3	-50%	-2	60%	3	2	-33%	38%	14%	360	200	8	14	75%
Lieu of P. Writ	9	15	67%	10	14	40%	-1	93%	8	4	-50%	18%	10%	218	98	44	41	-7%
Medical Malprac	13	11	-15%	11	8	-27%	-3	73%	54	53	-2%	39%	41%	1,013	1,272	138	129	-7%
Name Change	47	42	-11%	43	53	23%	11	126%	0	0	0%	0%	0%	0	0	46	39	-15%
Other Insurance	4	10	150%	5	6	20%	-4	60%	7	5	-29%	41%	20%	600	200	17	25	47%
Other MCL	0	0	0%	0	0	0%	0	100%	0	0	0%	0%	0%	0	0	0	0	0%
Other Track 1	61	76	25%	58	69	19%	-7	91%	41	41	0%	22%	21%	180	158	186	192	3%
Other Track 3	29	20	-31%	28	14	-50%	-6	70%	29	23	-21%	21%	14%	348	242	138	160	16%
Other Track 4	1	1	0%	6	2	-67%	1	200%	4	2	-50%	29%	15%	480	240	14	13	-7%
Personal Injury	116	111	-4%	123	121	-2%	10	109%	210	209	0%	28%	28%	531	496	737	741	1%
Prod Liability	3	3	0%	6	3	-50%	0	100%	6	5	-17%	32%	26%	424	545	19	19	0%
Prof Malpractic	10	11	10%	6	12	100%	1	109%	24	24	0%	30%	30%	823	847	79	81	3%
PIP Coverage	5	1	-80%	2	2	0%	1	200%	1	2	100%	14%	40%	109	600	7	5	-29%
Real Property	5	3	-40%	6	5	-17%	2	167%	7	2	-71%	50%	20%	420	150	14	10	-29%
Tort Other	17	27	59%	24	25	4%	-2	93%	16	19	19%	18%	17%	204	197	91	110	21%
Toxic Tort	0	0	0%	0	0	0%	0	100%	0	0	0%	0%	0%	0	0	0	0	0%
UM/UIM Bod Inj	8	14	75%	11	14	27%	0	100%	6	7	17%	12%	15%	136	171	51	48	-6%
<b>Total</b>	<b>756</b>	<b>893</b>	<b>18%</b>	<b>795</b>	<b>778</b>	<b>-2%</b>	<b>-115</b>	<b>87%</b>	<b>817</b>	<b>740</b>	<b>-9%</b>	<b>24%</b>	<b>21%</b>	<b>313</b>	<b>262</b>	<b>3,373</b>	<b>3,480</b>	<b>3%</b>

**CIVIL BACKLOG SUMMARY BY CASETYPE**

**September 2024**

**OCEAN**

	<b>Cases in Backlog</b>															<b>Total Backlog</b>
	Track 1					Track 2				Track 3			Track 4			
	12 to 18 months	18 to 24 months	24 to 36 months	over 36 months	Total Track 1	18 to 24 months	24 to 36 months	over 36 months	Total Track 2	24 to 36 months	over 36 months	Total Track 3	24 to 36 months	over 36 months	Total Track 4	
Act on Neg Inst	0	0	0	0	0	0	0	0	0	0	0	0	0	0	0	0
Asbestos	0	0	0	0	0	0	0	0	0	0	0	0	0	0	0	0
Assault & Bat	0	0	0	0	0	0	0	0	0	3	0	3	0	0	0	3
Auto - Pers Inj	0	0	0	0	0	113	113	31	257	0	2	2	0	0	0	259
Auto - Property	0	0	0	0	0	0	1	0	1	0	0	0	0	0	0	1
Book Account	9	0	1	0	10	0	0	0	0	0	0	0	0	0	0	10
Civil Rights	0	0	0	0	0	0	0	0	0	3	1	4	0	0	0	4
Complex Comm	0	0	0	0	0	0	0	0	0	0	0	0	0	0	0	0
Condemnation	0	0	0	0	0	0	0	0	0	1	15	16	0	0	0	16
Construction	0	0	0	0	0	4	5	2	11	0	1	1	0	0	0	12
Contract/Comm	0	0	0	0	0	17	12	8	37	0	0	0	0	0	0	37
Employment	0	0	0	0	0	1	1	0	2	0	0	0	0	0	0	2
Lieu of P. Writ	0	0	0	0	0	0	0	0	0	0	0	0	2	2	4	4
Medical Malprac	0	0	0	0	0	0	0	0	0	30	23	53	0	0	0	53
Name Change	0	0	0	0	0	0	0	0	0	0	0	0	0	0	0	0
Other Insurance	3	0	2	0	5	0	0	0	0	0	0	0	0	0	0	5
Other Mass Tort	0	0	0	0	0	0	0	0	0	0	0	0	0	0	0	0
Other Track 1	17	8	9	4	38	1	0	0	1	1	1	2	0	0	0	41
Other Track 3	0	0	0	0	0	0	0	0	0	14	9	23	0	0	0	23
Other Track 4	0	0	0	0	0	0	0	0	0	0	0	0	0	2	2	2
Personal Injury	0	0	0	0	0	101	73	33	207	1	1	2	0	0	0	209
Prod Liability	0	0	0	0	0	0	0	0	0	2	3	5	0	0	0	5
Prof Malpractic	0	0	0	0	0	0	0	0	0	15	9	24	0	0	0	24
PIP Coverage	1	0	1	0	2	0	0	0	0	0	0	0	0	0	0	2
Real Property	0	0	2	0	2	0	0	0	0	0	0	0	0	0	0	2
Tort Other	0	0	0	0	0	3	13	3	19	0	0	0	0	0	0	19
Toxic Tort	0	0	0	0	0	0	0	0	0	0	0	0	0	0	0	0
UM/UIM Bod Inj	0	0	0	0	0	4	2	1	7	0	0	0	0	0	0	7
<b>Total</b>	<b>30</b>	<b>8</b>	<b>15</b>	<b>4</b>	<b>57</b>	<b>244</b>	<b>220</b>	<b>78</b>	<b>542</b>	<b>70</b>	<b>65</b>	<b>135</b>	<b>2</b>	<b>4</b>	<b>6</b>	<b>740</b>

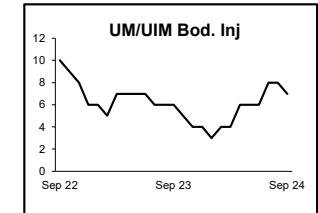
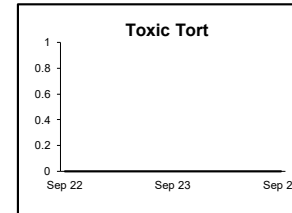
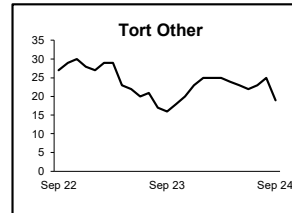
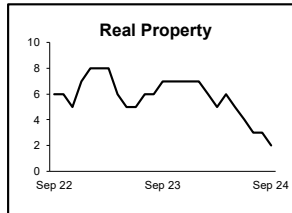
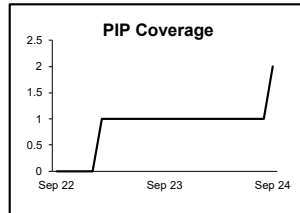
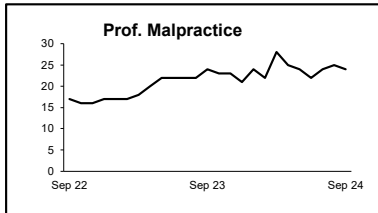
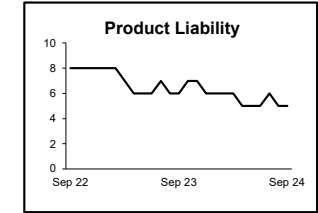
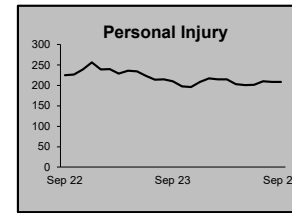
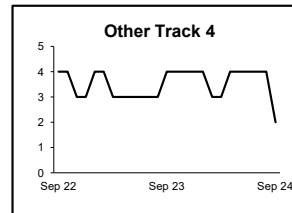
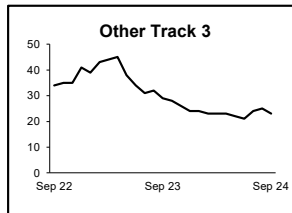
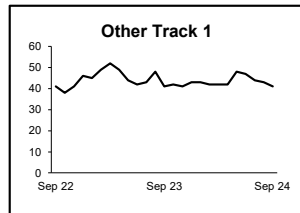
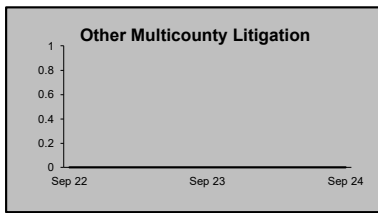
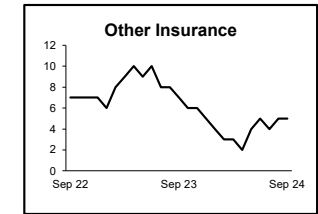
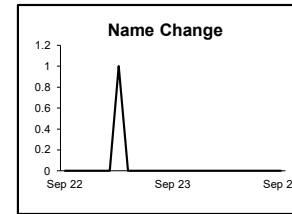
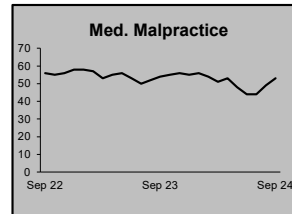
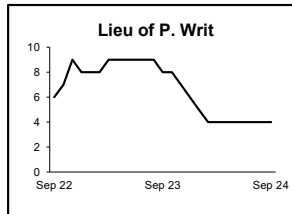
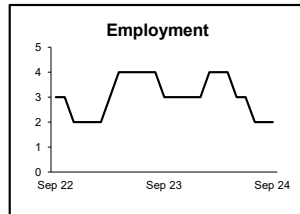
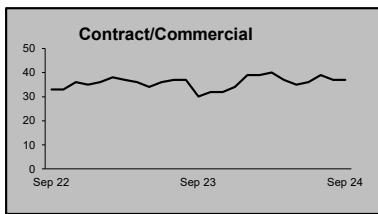
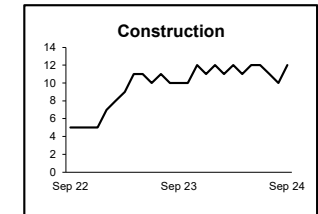
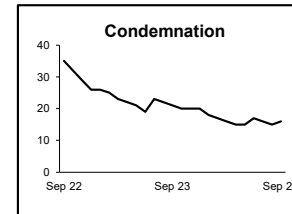
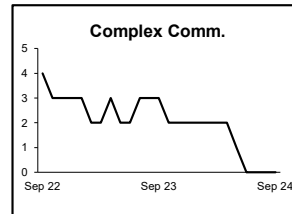
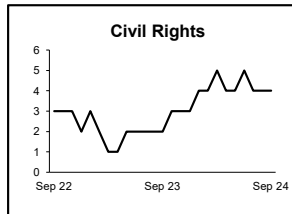
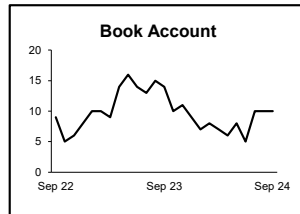
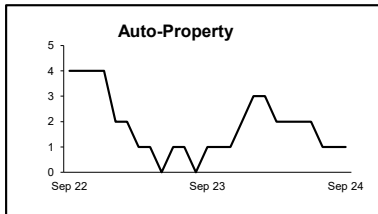
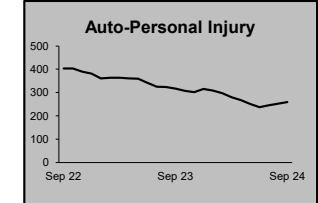
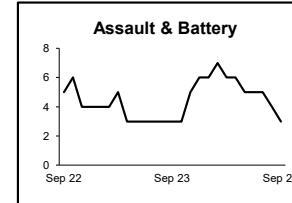
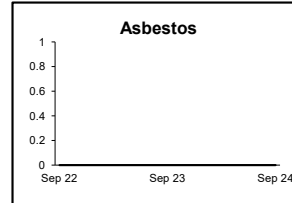
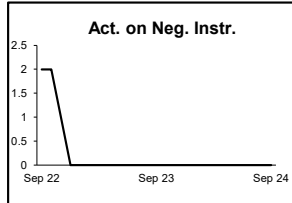
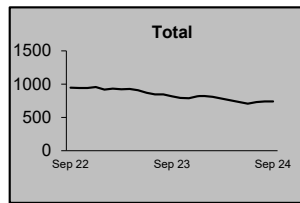
**CIVIL RESOLUTION SUMMARY BY CASETYPE  
JULY 2024 - SEPTEMBER 2024  
OCEAN**

	Trial			Summary					Total	Percent resolved by						Monthly Resolutions
	Jury	Nonjury	Total	Judgment	Settlement	Default Judgment	Dismiss	Other		Trial	Sum Jud	Settle	Default J	Dismiss	Other	
Act on Neg Inst	0	0	0	0	0	0	1	0	1	0%	0%	0%	0%	100%	0%	
Asbestos	0	0	0	0	0	0	0	0	0	0%	0%	0%	0%	0%	0%	
Assault & Bat	0	0	0	0	3	1	0	0	4	0%	0%	75%	25%	0%	0%	
Auto - Pers Inj	1	0	1	1	53	0	120	7	182	1%	1%	29%	0%	66%	4%	
Auto - Property	0	0	0	0	1	1	8	0	10	0%	0%	10%	10%	80%	0%	
Book Account	1	0	1	3	27	34	40	0	105	1%	3%	26%	32%	38%	0%	
Civil Rights	0	0	0	0	0	0	2	0	2	0%	0%	0%	0%	100%	0%	
Complex Commerc	0	0	0	0	0	0	0	0	0	0%	0%	0%	0%	0%	0%	
Condemnation	1	0	1	0	0	0	0	2	3	33%	0%	0%	0%	0%	67%	
Construction	0	0	0	0	4	1	0	0	5	0%	0%	80%	20%	0%	0%	
Contract/Commer	0	0	0	1	20	27	60	7	115	0%	1%	17%	23%	52%	6%	
Employment	0	0	0	0	2	0	0	1	3	0%	0%	67%	0%	0%	33%	
Lieu of P. Writ	0	7	7	1	1	0	5	0	14	50%	7%	7%	0%	36%	0%	
Medical Malprac	1	0	1	0	3	0	3	1	8	13%	0%	38%	0%	38%	13%	
Name Change	0	0	0	0	0	0	7	46	53	0%	0%	0%	0%	13%	87%	
Other Insurance	0	0	0	0	1	0	2	3	6	0%	0%	17%	0%	33%	50%	
Other MCL	0	0	0	0	0	0	0	0	0	0%	0%	0%	0%	0%	0%	
Other Track 1	0	0	0	2	23	2	29	13	69	0%	3%	33%	3%	42%	19%	
Other Track 3	0	0	0	0	2	1	8	3	14	0%	0%	14%	7%	57%	21%	
Other Track 4	0	0	0	0	1	0	1	0	2	0%	0%	50%	0%	50%	0%	
Personal Injury	3	0	3	3	46	0	58	11	121	2%	2%	38%	0%	48%	9%	
Prod Liability	0	0	0	0	3	0	0	0	3	0%	0%	100%	0%	0%	0%	
Prof Malpractic	0	0	0	0	3	0	8	1	12	0%	0%	25%	0%	67%	8%	
PIP Coverage	0	0	0	1	1	0	0	0	2	0%	50%	50%	0%	0%	0%	
Real Property	1	0	1	0	1	0	1	2	5	20%	0%	20%	0%	20%	40%	
Tort Other	0	0	0	0	10	1	12	2	25	0%	0%	40%	4%	48%	8%	
Toxic Tort	0	0	0	0	0	0	0	0	0	0%	0%	0%	0%	0%	0%	
UM/UIM Bod Inj	0	0	0	0	6	0	8	0	14	0%	0%	43%	0%	57%	0%	
<b>Total</b>	<b>8</b>	<b>7</b>	<b>15</b>	<b>12</b>	<b>211</b>	<b>68</b>	<b>373</b>	<b>99</b>	<b>778</b>	<b>2%</b>	<b>2%</b>	<b>27%</b>	<b>9%</b>	<b>48%</b>	<b>13%</b>	



**CIVIL BACKLOG BY CASETYPE  
SEPTEMBER 2024  
OCEAN**

	<b>Total</b>	<b>Backlog</b>	<b>% chg</b>
Sep 22		947	
Sep 23		817	-14%
Sep 24		740	-9%



1) Casetypes with the state's largest backlogs are highlighted.

**CIVIL CASELOAD SUMMARY BY CASETYPE  
SEPTEMBER 2024  
PASSAIC**

	Filings			Resolutions			Clearance		Backlog			Backlog Percent		Backlog Per 100 Monthly Filings		Active Pending		
	Sep 2023	Sep 2024	percent change	Sep 2023	Sep 2024	percent change	Sep 2024		Sep 2023	Sep 2024	percent change	Sep 2023	Sep 2024	Sep 2023	Sep 2024	Sep 2023	Sep 2024	percent change
	to Sep 2023	to Sep 2024		number	percent													
	Sep 2023	Sep 2024	change	Sep 2023	Sep 2024	change	number	percent	Sep 2023	Sep 2024	change	Sep 2023	Sep 2024	Sep 2023	Sep 2024	Sep 2023	Sep 2024	change
Act on Neg Inst	4	2	-50%	3	1	-67%	-1	50%	3	2	-33%	30%	29%	327	400	10	7	-30%
Asbestos	0	0	0%	0	0	0%	0	100%	0	0	0%	0%	0%	0	0	0	0	0%
Assault & Bat	2	1	-50%	3	4	33%	3	400%	52	112	115%	43%	91%	8,914	16,800	122	123	1%
Auto - Pers Inj	414	419	1%	440	411	-7%	-8	98%	357	285	-20%	20%	15%	274	201	1,800	1,878	4%
Auto - Property	17	16	-6%	15	19	27%	3	119%	3	4	33%	8%	7%	57	59	39	55	41%
Book Account	99	170	72%	74	72	-3%	-98	42%	21	20	-5%	10%	6%	74	46	210	332	58%
Civil Rights	3	2	-33%	5	1	-80%	-1	50%	3	13	333%	10%	48%	277	918	30	27	-10%
Complex Comm	5	3	-40%	3	7	133%	4	233%	4	8	100%	21%	32%	300	533	19	25	32%
Condemnation	0	1		0	3		2	300%	1	1	0%	33%	20%	400	200	3	5	67%
Construction	5	6	20%	2	6	200%	0	100%	9	7	-22%	41%	33%	831	525	22	21	-5%
Contract/Comm	92	101	10%	94	127	35%	26	126%	78	59	-24%	22%	16%	230	159	357	377	6%
Employment	2	3	50%	2	7	250%	4	233%	5	4	-20%	31%	25%	462	282	16	16	0%
Lieu of P. Writ	5	7	40%	12	6	-50%	-1	86%	2	2	0%	13%	6%	89	71	15	31	107%
Medical Malprac	5	11	120%	13	17	31%	6	155%	33	35	6%	44%	39%	1,200	933	75	89	19%
Name Change	38	30	-21%	39	24	-38%	-6	80%	1	0	-100%	3%	0%	10	0	35	42	20%
Other Insurance	3	7	133%	7	8	14%	1	114%	3	2	-33%	25%	11%	189	92	12	18	50%
Other MCL	0	0	0%	0	0	0%	0	100%	0	0	0%	0%	0%	0	0	0	0	0%
Other Track 1	31	45	45%	36	54	50%	9	120%	26	22	-15%	25%	20%	209	143	106	112	6%
Other Track 3	14	22	57%	15	25	67%	3	114%	31	36	16%	22%	25%	413	460	143	144	1%
Other Track 4	2	3	50%	4	3	-25%	0	100%	11	12	9%	55%	57%	1,650	1,440	20	21	5%
Personal Injury	149	131	-12%	126	136	8%	5	104%	176	187	6%	22%	24%	366	432	787	766	-3%
Prod Liability	0	1		1	3	200%	2	300%	6	5	-17%	26%	31%	554	1,000	23	16	-30%
Prof Malpractic	4	4	0%	6	4	-33%	0	100%	14	15	7%	34%	41%	1,050	1,286	41	37	-10%
PIP Coverage	2	4	100%	3	5	67%	1	125%	4	0	-100%	57%	0%	533	0	7	4	-43%
Real Property	7	2	-71%	7	3	-57%	1	150%	4	5	25%	40%	45%	267	462	10	11	10%
Tort Other	19	21	11%	20	28	40%	7	133%	27	21	-22%	31%	27%	421	319	86	79	-8%
Toxic Tort	0	0	0%	0	0	0%	0	100%	0	1		0%	100%	0		1	1	0%
UM/UIM Bod Inj	18	23	28%	27	18	-33%	-5	78%	16	21	31%	20%	22%	237	304	79	95	20%
<b>Total</b>	<b>940</b>	<b>1,035</b>	<b>10%</b>	<b>957</b>	<b>992</b>	<b>4%</b>	<b>-43</b>	<b>96%</b>	<b>890</b>	<b>879</b>	<b>-1%</b>	<b>22%</b>	<b>20%</b>	<b>289</b>	<b>259</b>	<b>4,068</b>	<b>4,332</b>	<b>6%</b>

**CIVIL BACKLOG SUMMARY BY CASETYPE**

September 2024

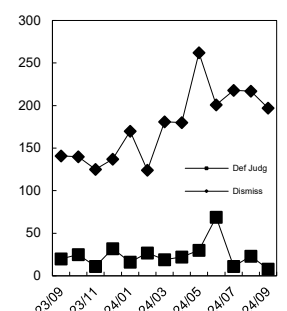
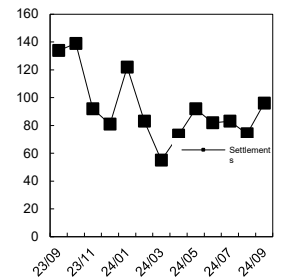
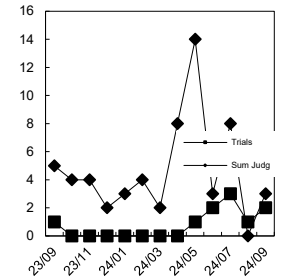
**PASSAIC**

	<b>Cases in Backlog</b>															<b>Total Backlog</b>
	Track 1					Track 2				Track 3			Track 4			
	12 to 18 months	18 to 24 months	24 to 36 months	over 36 months	Total Track 1	18 to 24 months	24 to 36 months	over 36 months	Total Track 2	24 to 36 months	over 36 months	Total Track 3	24 to 36 months	over 36 months	Total Track 4	
Act on Neg Inst	1	0	0	1	2	0	0	0	0	0	0	0	0	0	0	2
Asbestos	0	0	0	0	0	0	0	0	0	0	0	0	0	0	0	0
Assault & Bat	0	0	0	0	0	0	0	0	0	64	48	112	0	0	0	112
Auto - Pers Inj	0	0	0	0	0	144	94	47	285	0	0	0	0	0	0	285
Auto - Property	0	0	0	0	0	3	1	0	4	0	0	0	0	0	0	4
Book Account	7	4	6	3	20	0	0	0	0	0	0	0	0	0	0	20
Civil Rights	0	0	0	0	0	0	0	0	0	11	2	13	0	0	0	13
Complex Comm	0	0	0	0	0	0	0	0	0	0	0	0	6	2	8	8
Condemnation	0	0	0	0	0	0	0	0	0	0	1	1	0	0	0	1
Construction	0	0	0	0	0	2	2	3	7	0	0	0	0	0	0	7
Contract/Comm	0	0	0	0	0	25	20	14	59	0	0	0	0	0	0	59
Employment	0	0	0	0	0	1	2	1	4	0	0	0	0	0	0	4
Lieu of P. Writ	0	0	0	0	0	0	0	0	0	0	0	0	0	2	2	2
Medical Malprac	0	0	0	0	0	0	0	0	0	11	24	35	0	0	0	35
Name Change	0	0	0	0	0	0	0	0	0	0	0	0	0	0	0	0
Other Insurance	1	0	1	0	2	0	0	0	0	0	0	0	0	0	0	2
Other Mass Tort	0	0	0	0	0	0	0	0	0	0	0	0	0	0	0	0
Other Track 1	8	6	4	1	19	2	0	0	2	1	0	1	0	0	0	22
Other Track 3	0	0	0	0	0	0	0	0	0	27	9	36	0	0	0	36
Other Track 4	0	0	0	0	0	0	0	0	0	0	0	0	1	11	12	12
Personal Injury	0	0	0	0	0	106	65	16	187	0	0	0	0	0	0	187
Prod Liability	0	0	0	0	0	0	0	0	0	4	1	5	0	0	0	5
Prof Malpractic	0	0	0	0	0	0	0	0	0	7	8	15	0	0	0	15
PIP Coverage	0	0	0	0	0	0	0	0	0	0	0	0	0	0	0	0
Real Property	2	1	0	2	5	0	0	0	0	0	0	0	0	0	0	5
Tort Other	0	0	0	0	0	10	6	5	21	0	0	0	0	0	0	21
Toxic Tort	0	0	0	0	0	0	0	0	0	1	0	1	0	0	0	1
UM/UIM Bod Inj	0	0	0	0	0	8	7	6	21	0	0	0	0	0	0	21
<b>Total</b>	<b>19</b>	<b>11</b>	<b>11</b>	<b>7</b>	<b>48</b>	<b>301</b>	<b>197</b>	<b>92</b>	<b>590</b>	<b>126</b>	<b>93</b>	<b>219</b>	<b>7</b>	<b>15</b>	<b>22</b>	<b>879</b>

**CIVIL RESOLUTION SUMMARY BY CASETYPE  
JULY 2024 - SEPTEMBER 2024  
PASSAIC**

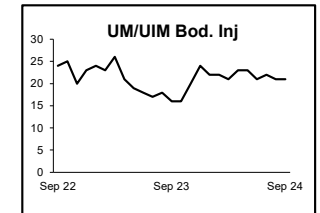
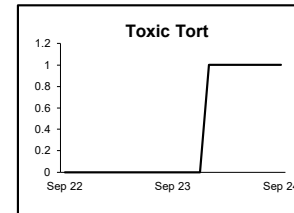
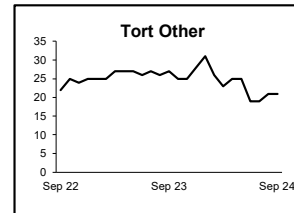
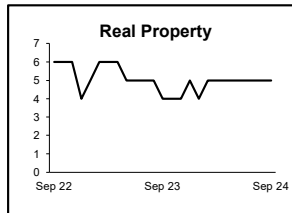
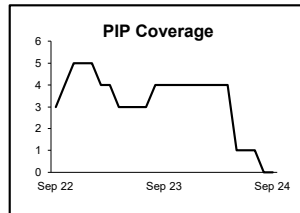
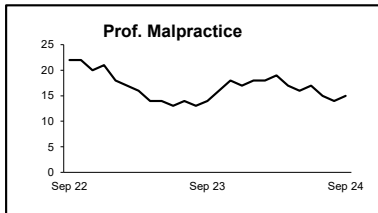
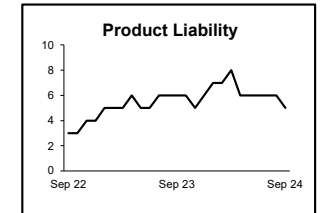
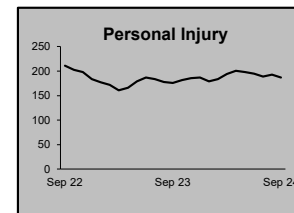
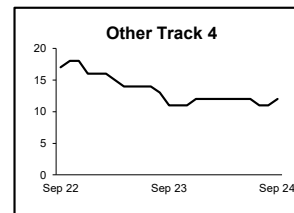
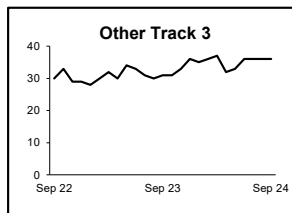
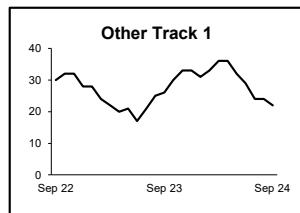
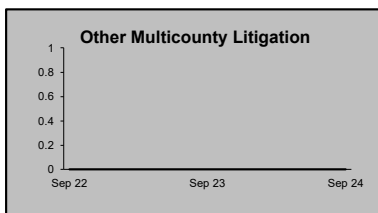
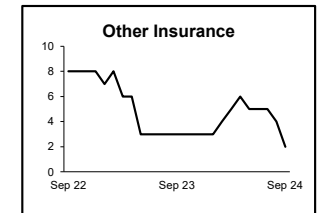
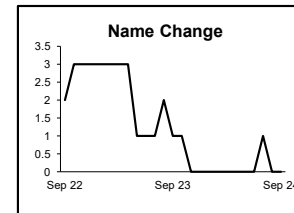
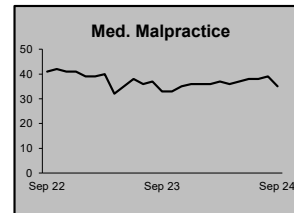
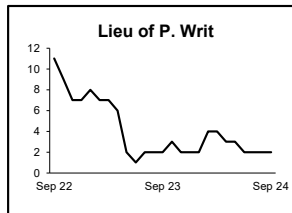
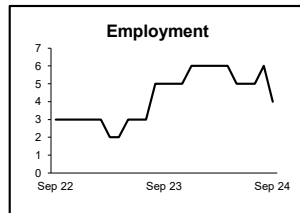
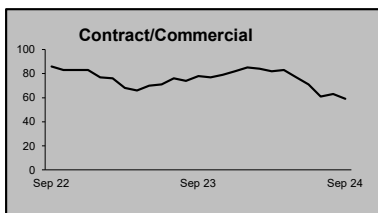
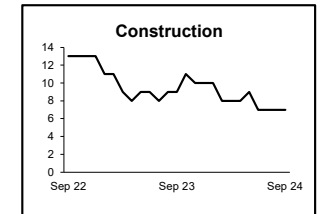
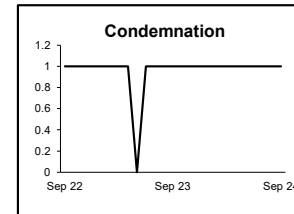
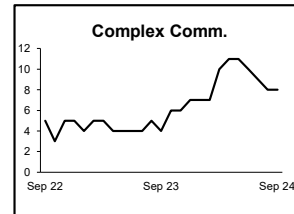
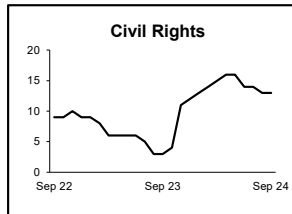
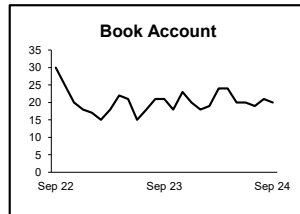
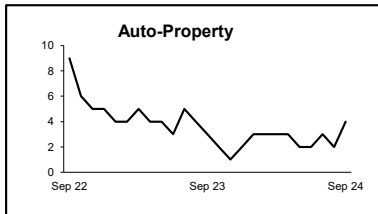
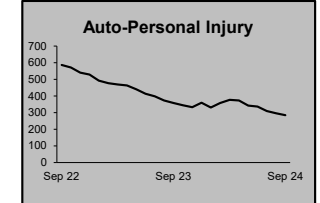
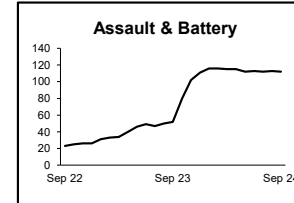
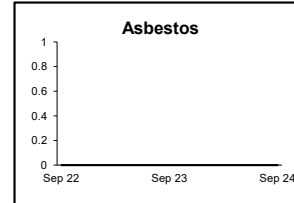
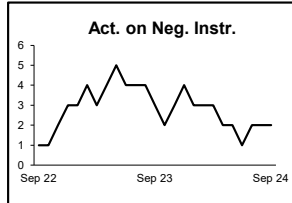
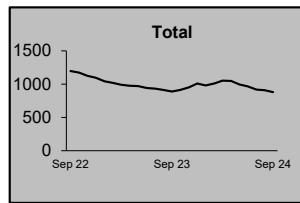
	Trial			Summary					Total	Percent resolved by						Monthly Resolutions
	Jury	Nonjury	Total	Judgment	Settlement	Default Judgment	Dismiss	Other		Trial	Sum Jud	Settle	Default J	Dismiss	Other	
Act on Neg Inst	0	0	0	0	0	0	0	1	1	0%	0%	0%	0%	0%	100%	
Asbestos	0	0	0	0	0	0	0	0	0	0%	0%	0%	0%	0%	0%	
Assault & Bat	0	0	0	0	1	0	3	0	4	0%	0%	25%	0%	75%	0%	
Auto - Pers Inj	1	0	1	1	111	1	289	8	411	0%	0%	27%	0%	70%	2%	
Auto - Property	0	0	0	0	4	5	10	0	19	0%	0%	21%	26%	53%	0%	
Book Account	0	0	0	2	17	15	38	0	72	0%	3%	24%	21%	53%	0%	
Civil Rights	0	0	0	0	0	0	1	0	1	0%	0%	0%	0%	100%	0%	
Complex Commerc	0	0	0	0	2	0	5	0	7	0%	0%	29%	0%	71%	0%	
Condemnation	0	0	0	0	0	0	3	0	3	0%	0%	0%	0%	100%	0%	
Construction	0	0	0	0	0	1	5	0	6	0%	0%	0%	17%	83%	0%	
Contract/Commer	2	0	2	3	24	14	82	2	127	2%	2%	19%	11%	65%	2%	
Employment	0	0	0	0	3	0	3	1	7	0%	0%	43%	0%	43%	14%	
Lieu of P. Writ	0	0	0	0	0	0	6	0	6	0%	0%	0%	0%	100%	0%	
Medical Malprac	0	0	0	0	9	0	8	0	17	0%	0%	53%	0%	47%	0%	
Name Change	0	0	0	0	0	0	1	23	24	0%	0%	0%	0%	4%	96%	
Other Insurance	0	0	0	0	1	0	6	1	8	0%	0%	13%	0%	75%	13%	
Other MCL	0	0	0	0	0	0	0	0	0	0%	0%	0%	0%	0%	0%	
Other Track 1	0	1	1	2	8	4	33	6	54	2%	4%	15%	7%	61%	11%	
Other Track 3	0	0	0	0	6	0	17	2	25	0%	0%	24%	0%	68%	8%	
Other Track 4	0	0	0	0	0	1	2	0	3	0%	0%	0%	33%	67%	0%	
Personal Injury	2	0	2	1	52	0	78	3	136	1%	1%	38%	0%	57%	2%	
Prod Liability	0	0	0	0	2	0	1	0	3	0%	0%	67%	0%	33%	0%	
Prof Malpractic	0	0	0	0	3	0	1	0	4	0%	0%	75%	0%	25%	0%	
PIP Coverage	0	0	0	0	2	0	3	0	5	0%	0%	40%	0%	60%	0%	
Real Property	0	0	0	1	0	1	1	0	3	0%	33%	0%	33%	33%	0%	
Tort Other	0	0	0	1	4	0	22	1	28	0%	4%	14%	0%	79%	4%	
Toxic Tort	0	0	0	0	0	0	0	0	0	0%	0%	0%	0%	0%	0%	
UM/UIM Bod Inj	0	0	0	0	4	0	14	0	18	0%	0%	22%	0%	78%	0%	
<b>Total</b>	<b>5</b>	<b>1</b>	<b>6</b>	<b>11</b>	<b>253</b>	<b>42</b>	<b>632</b>	<b>48</b>	<b>992</b>	<b>1%</b>	<b>1%</b>	<b>26%</b>	<b>4%</b>	<b>64%</b>	<b>5%</b>	

Monthly Resolutions



**CIVIL BACKLOG BY CASETYPE  
SEPTEMBER 2024  
PASSAIC**

	<b>Total</b>	<b>Backlog</b>	<b>% chg</b>
Sep 22		1,197	
Sep 23		890	-26%
Sep 24		879	-1%



1) Casetypes with the state's largest backlogs are highlighted.

**CIVIL CASELOAD SUMMARY BY CASETYPE  
SEPTEMBER 2024  
SALEM**

	Filings			Resolutions			Clearance		Backlog			Backlog Percent		Backlog Per 100 Monthly Filings		Active Pending		
	Sep 2023	Sep 2024	percent change	Sep 2023	Sep 2024	percent change	Sep 2024		Sep 2023	Sep 2024	percent change	Sep 2023	Sep 2024	Sep 2023	Sep 2024	Sep 2023	Sep 2024	percent change
	to Sep 2023	to Sep 2024		number	percent													
	Sep 2023	Sep 2024	change	Sep 2023	Sep 2024	change	number	percent	Sep 2023	Sep 2024	change	Sep 2023	Sep 2024	Sep 2023	Sep 2024	change	Sep 2023	Sep 2024
Act on Neg Inst	0	0	0%	0	0	0%	0	100%	0	0	0%	0%	0%	0	0	0	0	0%
Asbestos	0	0	0%	0	0	0%	0	100%	0	0	0%	0%	0%	0	0	0	0	0%
Assault & Bat	0	0	0%	0	0	0%	0	100%	0	1		0%	100%	0		0	1	
Auto - Pers Inj	7	20	186%	7	6	-14%	-14	30%	17	8	-53%	35%	13%	551	157	48	64	33%
Auto - Property	0	1		0	2		1	200%	0	0	0%	0%	0%	0	0	2	4	100%
Book Account	3	15	400%	9	8	-11%	-7	53%	2	2	0%	14%	7%	69	59	14	28	100%
Civil Rights	3	0	-100%	0	2		2	100%	0	1		0%	25%	0	600	6	4	-33%
Complex Comm	0	1		0	0	0%	-1	0%	0	0	0%	0%	0%	0	0	0	1	
Condemnation	0	0	0%	0	0	0%	0	100%	0	0	0%	0%	0%	0	0	0	0	0%
Construction	0	2		2	0	-100%	-2	0%	0	0	0%	0%	0%	0	0	0	2	
Contract/Comm	8	8	0%	7	15	114%	7	188%	1	2	100%	4%	6%	28	51	26	32	23%
Employment	1	0	-100%	0	0	0%	0	100%	0	0	0%	0%	0%	0	0	1	2	100%
Lieu of P. Writ	2	2	0%	3	2	-33%	0	100%	0	1		0%	13%	0	200	4	8	100%
Medical Malprac	0	1		0	0	0%	-1	0%	1	0	-100%	33%	0%	600	0	3	5	67%
Name Change	2	5	150%	4	8	100%	3	160%	0	0	0%	0%	0%	0	0	2	2	0%
Other Insurance	0	0	0%	0	0	0%	0	100%	1	0	-100%	50%	0%	1,200	0	2	1	-50%
Other MCL	0	0	0%	0	0	0%	0	100%	0	0	0%	0%	0%	0	0	0	0	0%
Other Track 1	5	9	80%	6	1	-83%	-8	11%	3	1	-67%	33%	6%	171	36	9	17	89%
Other Track 3	2	2	0%	5	3	-40%	1	150%	2	0	-100%	15%	0%	240	0	13	5	-62%
Other Track 4	0	0	0%	0	0	0%	0	100%	2	2	0%	67%	50%	2,400	1,200	3	4	33%
Personal Injury	8	8	0%	8	10	25%	2	125%	10	6	-40%	29%	15%	500	206	35	39	11%
Prod Liability	4	1	-75%	1	0	-100%	-1	0%	0	0	0%	0%	0%	0	0	4	1	-75%
Prof Malpractic	3	0	-100%	1	1	0%	1	100%	2	3	50%	33%	75%	600	3,600	6	4	-33%
PIP Coverage	0	0	0%	2	0	-100%	0	100%	0	0	0%	0%	0%	0	0	0	0	0%
Real Property	0	0	0%	1	1	0%	1	100%	0	1		0%	50%	0	600	1	2	100%
Tort Other	2	3	50%	4	1	-75%	-2	33%	2	3	50%	29%	38%	300	600	7	8	14%
Toxic Tort	0	0	0%	0	0	0%	0	100%	0	0	0%	0%	0%	0	0	0	0	0%
UM/UIM Bod Inj	1	1	0%	3	3	0%	2	300%	1	1	0%	14%	50%	150	400	7	2	-71%
<b>Total</b>	<b>51</b>	<b>79</b>	<b>55%</b>	<b>63</b>	<b>63</b>	<b>0%</b>	<b>-16</b>	<b>80%</b>	<b>44</b>	<b>32</b>	<b>-27%</b>	<b>23%</b>	<b>14%</b>	<b>221</b>	<b>132</b>	<b>193</b>	<b>236</b>	<b>22%</b>

**CIVIL BACKLOG SUMMARY BY CASETYPE**

**September 2024**

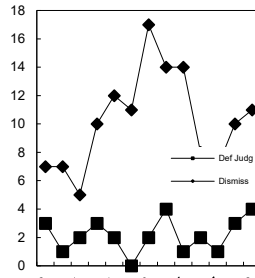
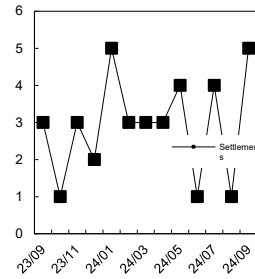
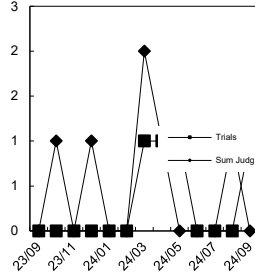
**SALEM**

	<b>Cases in Backlog</b>															<b>Total Backlog</b>
	Track 1					Track 2				Track 3			Track 4			
	12 to 18 months	18 to 24 months	24 to 36 months	over 36 months	Total Track 1	18 to 24 months	24 to 36 months	over 36 months	Total Track 2	24 to 36 months	over 36 months	Total Track 3	24 to 36 months	over 36 months	Total Track 4	
Act on Neg Inst	0	0	0	0	0	0	0	0	0	0	0	0	0	0	0	0
Asbestos	0	0	0	0	0	0	0	0	0	0	0	0	0	0	0	0
Assault & Bat	0	0	0	0	0	0	0	0	0	1	0	1	0	0	0	1
Auto - Pers Inj	0	0	0	0	0	5	2	1	8	0	0	0	0	0	0	8
Auto - Property	0	0	0	0	0	0	0	0	0	0	0	0	0	0	0	0
Book Account	0	2	0	0	2	0	0	0	0	0	0	0	0	0	0	2
Civil Rights	0	0	0	0	0	0	0	0	0	1	0	1	0	0	0	1
Complex Comm	0	0	0	0	0	0	0	0	0	0	0	0	0	0	0	0
Condemnation	0	0	0	0	0	0	0	0	0	0	0	0	0	0	0	0
Construction	0	0	0	0	0	0	0	0	0	0	0	0	0	0	0	0
Contract/Comm	0	0	0	0	0	2	0	0	2	0	0	0	0	0	0	2
Employment	0	0	0	0	0	0	0	0	0	0	0	0	0	0	0	0
Lieu of P. Writ	0	0	0	0	0	0	0	0	0	0	0	0	1	0	1	1
Medical Malprac	0	0	0	0	0	0	0	0	0	0	0	0	0	0	0	0
Name Change	0	0	0	0	0	0	0	0	0	0	0	0	0	0	0	0
Other Insurance	0	0	0	0	0	0	0	0	0	0	0	0	0	0	0	0
Other Mass Tort	0	0	0	0	0	0	0	0	0	0	0	0	0	0	0	0
Other Track 1	0	0	1	0	1	0	0	0	0	0	0	0	0	0	0	1
Other Track 3	0	0	0	0	0	0	0	0	0	0	0	0	0	0	0	0
Other Track 4	0	0	0	0	0	0	0	0	0	0	0	0	0	2	2	2
Personal Injury	0	0	0	0	0	2	3	1	6	0	0	0	0	0	0	6
Prod Liability	0	0	0	0	0	0	0	0	0	0	0	0	0	0	0	0
Prof Malpractic	0	0	0	0	0	0	0	0	0	1	2	3	0	0	0	3
PIP Coverage	0	0	0	0	0	0	0	0	0	0	0	0	0	0	0	0
Real Property	0	0	0	1	1	0	0	0	0	0	0	0	0	0	0	1
Tort Other	0	0	0	0	0	2	1	0	3	0	0	0	0	0	0	3
Toxic Tort	0	0	0	0	0	0	0	0	0	0	0	0	0	0	0	0
UM/UIM Bod Inj	0	0	0	0	0	1	0	0	1	0	0	0	0	0	0	1
<b>Total</b>	<b>0</b>	<b>2</b>	<b>1</b>	<b>1</b>	<b>4</b>	<b>12</b>	<b>6</b>	<b>2</b>	<b>20</b>	<b>3</b>	<b>2</b>	<b>5</b>	<b>1</b>	<b>2</b>	<b>3</b>	<b>32</b>

**CIVIL RESOLUTION SUMMARY BY CASETYPE  
JULY 2024 - SEPTEMBER 2024  
SALEM**

	Trial			Summary					Total	Percent resolved by						Monthly Resolutions
	Jury	Nonjury	Total	Judgment	Settlement	Default Judgment	Dismiss	Other		Trial	Sum Jud	Settle	Default J	Dismiss	Other	
Act on Neg Inst	0	0	0	0	0	0	0	0	0	0%	0%	0%	0%	0%	0%	
Asbestos	0	0	0	0	0	0	0	0	0	0%	0%	0%	0%	0%	0%	
Assault & Bat	0	0	0	0	0	0	0	0	0	0%	0%	0%	0%	0%	0%	
Auto - Pers Inj	0	0	0	0	1	0	5	0	6	0%	0%	17%	0%	83%	0%	
Auto - Property	0	0	0	0	0	0	1	1	2	0%	0%	0%	0%	50%	50%	
Book Account	0	0	0	0	2	3	2	1	8	0%	0%	25%	38%	25%	13%	
Civil Rights	0	0	0	0	0	0	1	1	2	0%	0%	0%	0%	50%	50%	
Complex Commerc	0	0	0	0	0	0	0	0	0	0%	0%	0%	0%	0%	0%	
Condemnation	0	0	0	0	0	0	0	0	0	0%	0%	0%	0%	0%	0%	
Construction	0	0	0	0	0	0	0	0	0	0%	0%	0%	0%	0%	0%	
Contract/Commer	0	0	0	0	1	5	9	0	15	0%	0%	7%	33%	60%	0%	
Employment	0	0	0	0	0	0	0	0	0	0%	0%	0%	0%	0%	0%	
Lieu of P. Writ	0	0	0	1	0	0	1	0	2	0%	50%	0%	0%	50%	0%	
Medical Malprac	0	0	0	0	0	0	0	0	0	0%	0%	0%	0%	0%	0%	
Name Change	0	0	0	0	0	0	0	8	8	0%	0%	0%	0%	0%	100%	
Other Insurance	0	0	0	0	0	0	0	0	0	0%	0%	0%	0%	0%	0%	
Other MCL	0	0	0	0	0	0	0	0	0	0%	0%	0%	0%	0%	0%	
Other Track 1	0	0	0	0	0	0	1	0	1	0%	0%	0%	0%	100%	0%	
Other Track 3	0	0	0	0	2	0	1	0	3	0%	0%	67%	0%	33%	0%	
Other Track 4	0	0	0	0	0	0	0	0	0	0%	0%	0%	0%	0%	0%	
Personal Injury	0	0	0	0	3	0	4	3	10	0%	0%	30%	0%	40%	30%	
Prod Liability	0	0	0	0	0	0	0	0	0	0%	0%	0%	0%	0%	0%	
Prof Malpractic	0	0	0	0	0	0	0	1	1	0%	0%	0%	0%	0%	100%	
PIP Coverage	0	0	0	0	0	0	0	0	0	0%	0%	0%	0%	0%	0%	
Real Property	0	0	0	0	0	0	1	0	1	0%	0%	0%	0%	100%	0%	
Tort Other	1	0	1	0	0	0	0	0	1	100%	0%	0%	0%	0%	0%	
Toxic Tort	0	0	0	0	0	0	0	0	0	0%	0%	0%	0%	0%	0%	
UM/UIM Bod Inj	0	0	0	0	1	0	2	0	3	0%	0%	33%	0%	67%	0%	
<b>Total</b>	<b>1</b>	<b>0</b>	<b>1</b>	<b>1</b>	<b>10</b>	<b>8</b>	<b>28</b>	<b>15</b>	<b>63</b>	<b>2%</b>	<b>2%</b>	<b>16%</b>	<b>13%</b>	<b>44%</b>	<b>24%</b>	

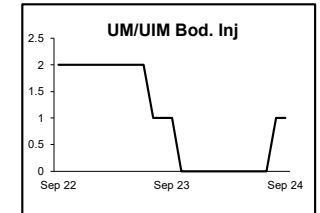
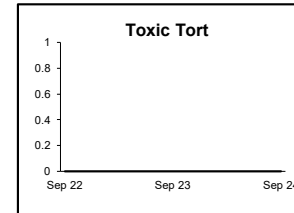
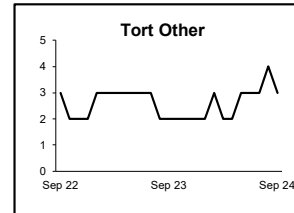
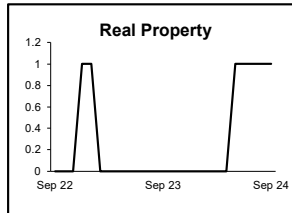
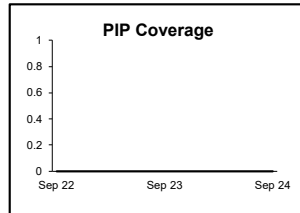
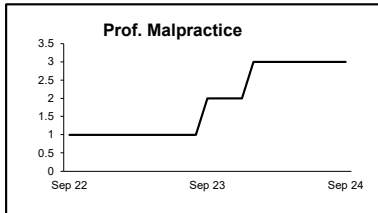
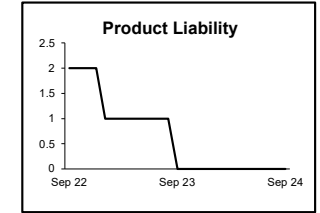
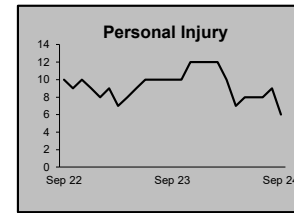
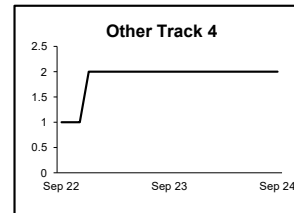
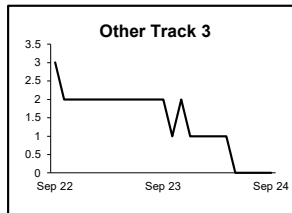
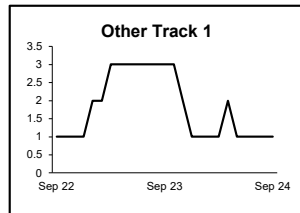
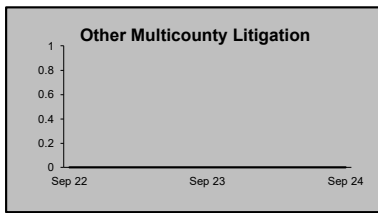
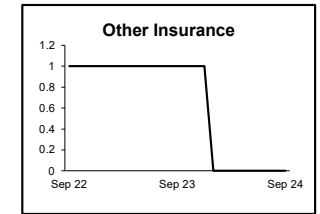
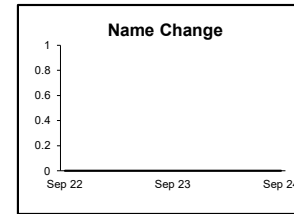
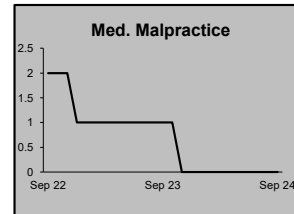
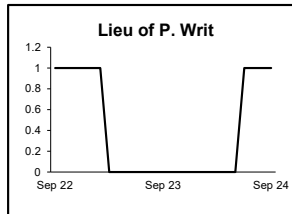
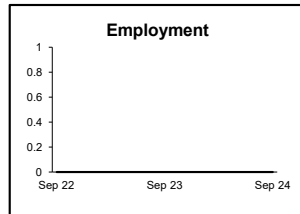
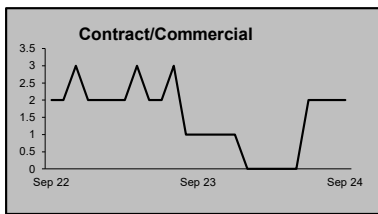
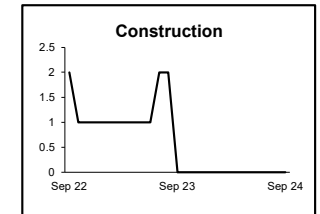
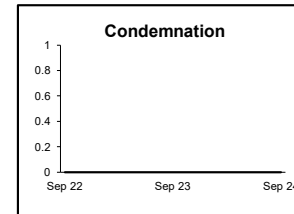
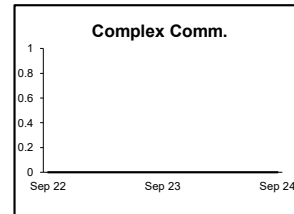
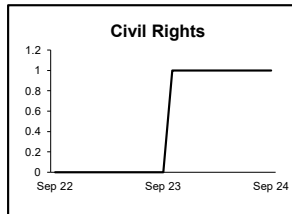
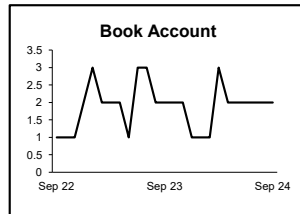
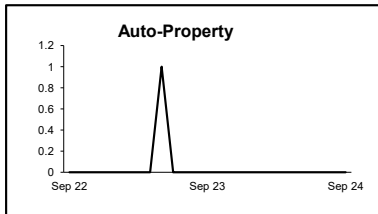
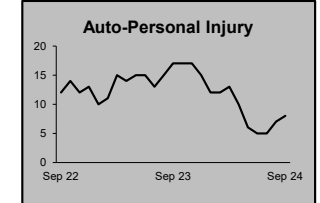
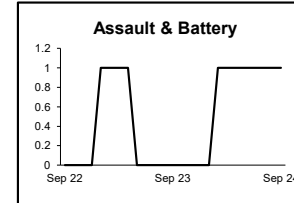
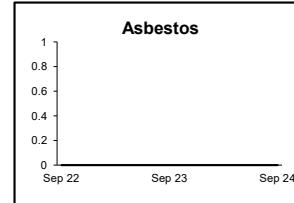

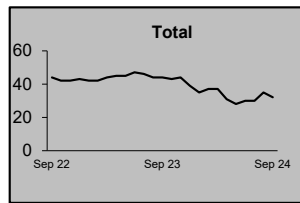
Monthly Resolutions





## CIVIL BACKLOG BY CASETYPE SEPTEMBER 2024 SALEM

	Total Backlog	% chg
Sep 22	44	
Sep 23	44	0%
Sep 24	32	-27%



1) Casetypes with the state's largest backlogs are highlighted.

**CIVIL CASELOAD SUMMARY BY CASETYPE  
SEPTEMBER 2024  
SOMERSET**

	Filings			Resolutions			Clearance		Backlog			Backlog Percent		Backlog Per 100 Monthly Filings		Active Pending		
	Sep 2023	Sep 2024	percent change	Sep 2023	Sep 2024	percent change	Sep 2024		Sep 2023	Sep 2024	percent change	Sep 2023	Sep 2024	Sep 2023	Sep 2024	Sep 2023	Sep 2024	percent change
	to Sep 2023	to Sep 2024		number	percent													
	Sep 2023	Sep 2024	change	Sep 2023	Sep 2024	change	number	percent	Sep 2023	Sep 2024	change	Sep 2023	Sep 2024	Sep 2023	Sep 2024	Sep 2023	Sep 2024	change
Act on Neg Inst	2	0	-100%	0	1		1	100%	1	1	0%	20%	50%	300	200	5	2	-60%
Asbestos	0	0	0%	0	0	0%	0	100%	0	0	0%	0%	0%	0	0	0	0	0%
Assault & Bat	0	3		0	4		1	133%	5	6	20%	33%	43%	1,200	1,440	15	14	-7%
Auto - Pers Inj	69	107	55%	73	104	42%	-3	97%	176	132	-25%	37%	27%	679	405	478	493	3%
Auto - Property	3	8	167%	3	7	133%	-1	88%	1	2	100%	8%	10%	80	80	13	20	54%
Book Account	52	79	52%	33	62	88%	-17	78%	6	1	-83%	6%	1%	42	4	93	146	57%
Civil Rights	3	2	-33%	0	3		1	150%	6	9	50%	35%	45%	800	771	17	20	18%
Complex Comm	1	2	100%	1	4	300%	2	200%	7	10	43%	47%	67%	1,050	1,333	15	15	0%
Condemnation	2	2	0%	2	1	-50%	-1	50%	1	0	-100%	25%	0%	240	0	4	2	-50%
Construction	4	6	50%	4	5	25%	-1	83%	2	2	0%	13%	15%	150	218	15	13	-13%
Contract/Comm	68	80	18%	67	68	1%	-12	85%	72	66	-8%	27%	22%	313	281	271	299	10%
Employment	3	0	-100%	2	4	100%	4	100%	4	5	25%	31%	50%	600	1,000	13	10	-23%
Lieu of P. Writ	10	3	-70%	0	2		-1	67%	2	13	550%	5%	33%	96	1,733	42	39	-7%
Medical Malprac	6	4	-33%	4	2	-50%	-2	50%	25	30	20%	53%	54%	2,000	2,000	47	56	19%
Name Change	31	34	10%	28	30	7%	-4	88%	0	0	0%	0%	0%	0	0	16	20	25%
Other Insurance	4	1	-75%	3	5	67%	4	500%	3	4	33%	27%	50%	240	533	11	8	-27%
Other MCL	0	0	0%	0	0	0%	0	100%	0	0	0%	0%	0%	0	0	0	0	0%
Other Track 1	25	22	-12%	15	27	80%	5	123%	8	4	-50%	15%	13%	99	44	52	32	-38%
Other Track 3	15	15	0%	11	21	91%	6	140%	23	19	-17%	27%	21%	468	374	85	89	5%
Other Track 4	0	0	0%	3	2	-33%	2	100%	11	9	-18%	79%	60%	2,200	1,800	14	15	7%
Personal Injury	47	41	-13%	37	47	27%	6	115%	121	121	0%	37%	37%	722	839	328	326	-1%
Prod Liability	2	0	-100%	2	3	50%	3	100%	2	1	-50%	20%	17%	200	600	10	6	-40%
Prof Malpractic	2	5	150%	3	3	0%	-2	60%	14	18	29%	44%	43%	1,527	1,350	32	42	31%
PIP Coverage	0	3		0	0	0%	-3	0%	0	0	0%	0%	0%	0	0	0	3	
Real Property	2	1	-50%	1	0	-100%	-1	0%	2	2	0%	22%	40%	267	400	9	5	-44%
Tort Other	66	41	-38%	40	47	18%	6	115%	14	18	29%	10%	15%	97	117	134	123	-8%
Toxic Tort	0	0	0%	0	0	0%	0	100%	0	0	0%	0%	0%	0	0	0	0	0%
UM/UIM Bod Inj	3	6	100%	3	9	200%	3	150%	16	7	-56%	57%	33%	1,477	525	28	21	-25%
<b>Total</b>	<b>420</b>	<b>465</b>	<b>11%</b>	<b>335</b>	<b>461</b>	<b>38%</b>	<b>-4</b>	<b>99%</b>	<b>522</b>	<b>480</b>	<b>-8%</b>	<b>30%</b>	<b>26%</b>	<b>396</b>	<b>323</b>	<b>1,747</b>	<b>1,819</b>	<b>4%</b>

**CIVIL BACKLOG SUMMARY BY CASETYPE**

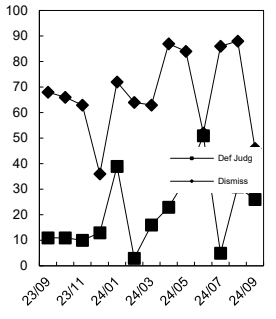
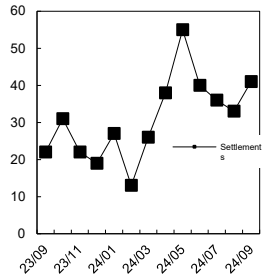
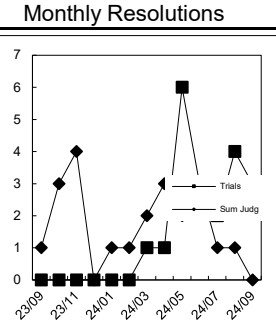
September 2024

**SOMERSET**

	Cases in Backlog															Total Backlog
	Track 1					Track 2				Track 3			Track 4			
	12 to 18 months	18 to 24 months	24 to 36 months	over 36 months	Total Track 1	18 to 24 months	24 to 36 months	over 36 months	Total Track 2	24 to 36 months	over 36 months	Total Track 3	24 to 36 months	over 36 months	Total Track 4	
Act on Neg Inst	1	0	0	0	1	0	0	0	0	0	0	0	0	0	0	1
Asbestos	0	0	0	0	0	0	0	0	0	0	0	0	0	0	0	0
Assault & Bat	0	0	0	0	0	0	0	0	0	4	2	6	0	0	0	6
Auto - Pers Inj	0	0	0	0	0	56	48	28	132	0	0	0	0	0	0	132
Auto - Property	0	0	0	0	0	1	0	1	2	0	0	0	0	0	0	2
Book Account	1	0	0	0	1	0	0	0	0	0	0	0	0	0	0	1
Civil Rights	0	0	0	0	0	0	0	0	0	6	3	9	0	0	0	9
Complex Comm	0	0	0	0	0	0	0	0	0	0	0	0	3	7	10	10
Condemnation	0	0	0	0	0	0	0	0	0	0	0	0	0	0	0	0
Construction	0	0	0	0	0	0	0	2	2	0	0	0	0	0	0	2
Contract/Comm	0	0	0	0	0	20	25	21	66	0	0	0	0	0	0	66
Employment	0	0	0	0	0	2	1	2	5	0	0	0	0	0	0	5
Lieu of P. Writ	0	0	0	0	0	0	0	0	0	0	0	0	12	1	13	13
Medical Malprac	0	0	0	0	0	0	0	0	0	8	22	30	0	0	0	30
Name Change	0	0	0	0	0	0	0	0	0	0	0	0	0	0	0	0
Other Insurance	2	1	1	0	4	0	0	0	0	0	0	0	0	0	0	4
Other Mass Tort	0	0	0	0	0	0	0	0	0	0	0	0	0	0	0	0
Other Track 1	2	2	0	0	4	0	0	0	0	0	0	0	0	0	0	4
Other Track 3	0	0	0	0	0	0	0	0	0	8	11	19	0	0	0	19
Other Track 4	0	0	0	0	0	0	0	0	0	0	0	0	2	7	9	9
Personal Injury	0	0	0	0	0	47	44	30	121	0	0	0	0	0	0	121
Prod Liability	0	0	0	0	0	0	0	0	0	1	0	1	0	0	0	1
Prof Malpractic	0	0	0	0	0	0	0	0	0	5	13	18	0	0	0	18
PIP Coverage	0	0	0	0	0	0	0	0	0	0	0	0	0	0	0	0
Real Property	0	1	0	1	2	0	0	0	0	0	0	0	0	0	0	2
Tort Other	0	0	0	0	0	7	9	2	18	0	0	0	0	0	0	18
Toxic Tort	0	0	0	0	0	0	0	0	0	0	0	0	0	0	0	0
UM/UIM Bod Inj	0	0	0	0	0	2	2	3	7	0	0	0	0	0	0	7
<b>Total</b>	<b>6</b>	<b>4</b>	<b>1</b>	<b>1</b>	<b>12</b>	<b>135</b>	<b>129</b>	<b>89</b>	<b>353</b>	<b>32</b>	<b>51</b>	<b>83</b>	<b>17</b>	<b>15</b>	<b>32</b>	<b>480</b>

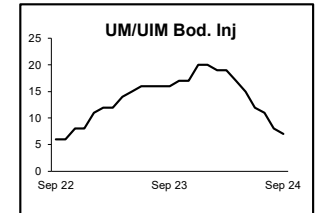
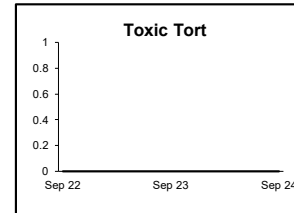
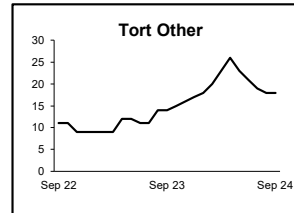
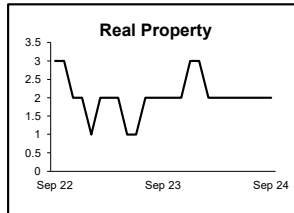
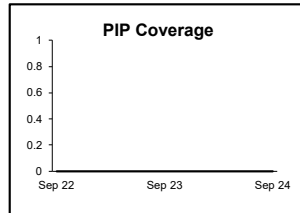
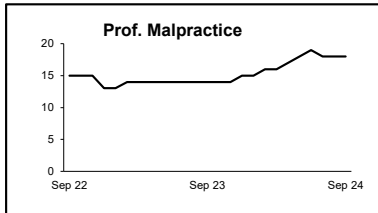
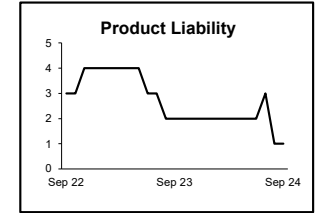
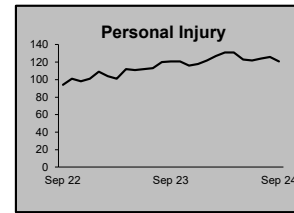
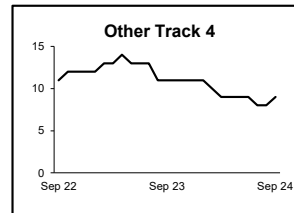
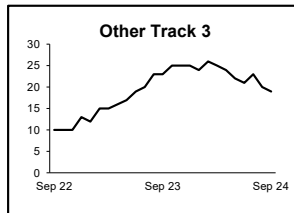
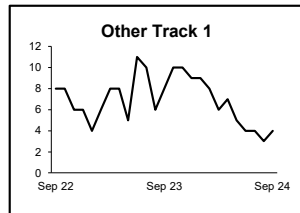
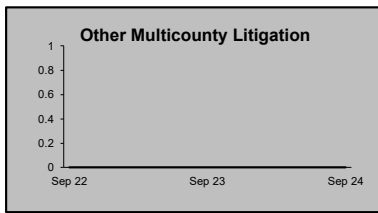
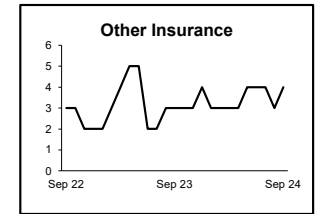
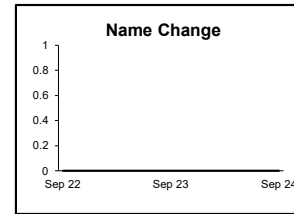
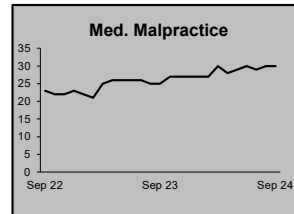
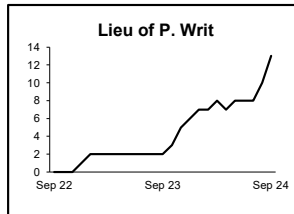
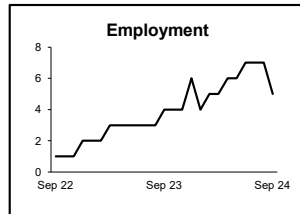
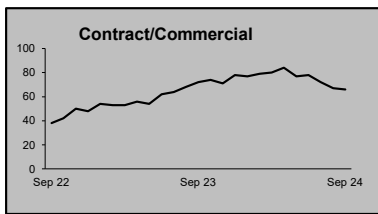
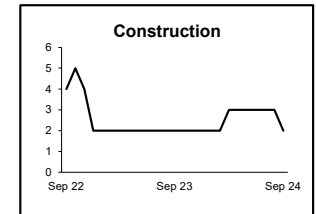
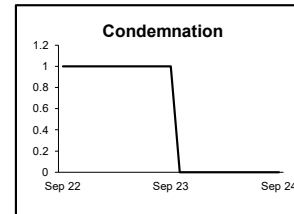
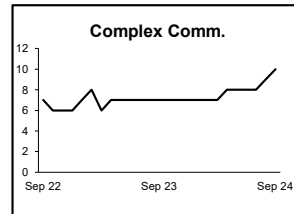
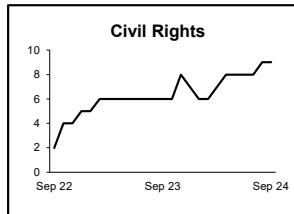
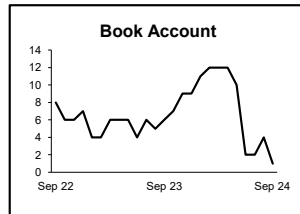
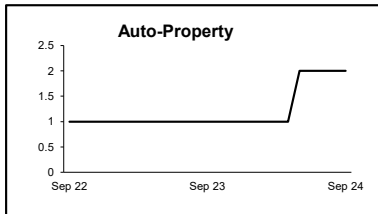
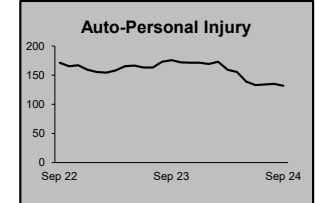
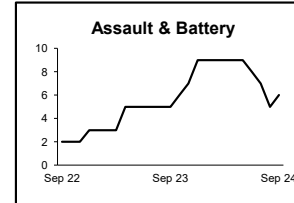
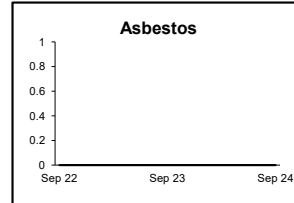
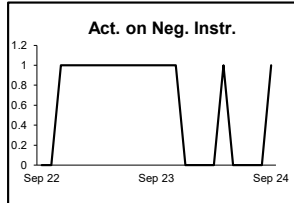
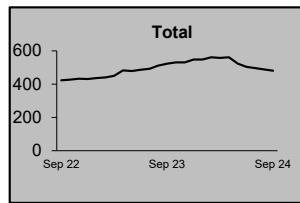
**CIVIL RESOLUTION SUMMARY BY CASETYPE  
JULY 2024 - SEPTEMBER 2024  
SOMERSET**

	Trial			Summary					Total	Percent resolved by						Monthly Resolutions
	Jury	Nonjury	Total	Judgment	Settlement	Default Judgment	Dismiss	Other		Trial	Sum Jud	Settle	Default J	Dismiss	Other	
Act on Neg Inst	0	0	0	0	0	0	1	0	1	0%	0%	0%	0%	100%	0%	
Asbestos	0	0	0	0	0	0	0	0	0	0%	0%	0%	0%	0%	0%	
Assault & Bat	0	0	0	0	1	0	3	0	4	0%	0%	25%	0%	75%	0%	
Auto - Pers Inj	2	0	2	0	28	0	72	2	104	2%	0%	27%	0%	69%	2%	
Auto - Property	0	0	0	0	1	4	2	0	7	0%	0%	14%	57%	29%	0%	
Book Account	0	1	1	0	14	18	28	1	62	2%	0%	23%	29%	45%	2%	
Civil Rights	0	0	0	0	0	0	2	1	3	0%	0%	0%	0%	67%	33%	
Complex Commerc	0	0	0	0	1	1	2	0	4	0%	0%	25%	25%	50%	0%	
Condemnation	0	0	0	0	0	0	0	1	1	0%	0%	0%	0%	0%	100%	
Construction	0	0	0	0	2	1	2	0	5	0%	0%	40%	20%	40%	0%	
Contract/Commer	0	1	1	1	23	15	26	2	68	1%	1%	34%	22%	38%	3%	
Employment	0	0	0	0	2	0	2	0	4	0%	0%	50%	0%	50%	0%	
Lieu of P. Writ	0	1	1	0	0	0	1	0	2	50%	0%	0%	0%	50%	0%	
Medical Malprac	0	0	0	0	1	0	0	1	2	0%	0%	50%	0%	0%	50%	
Name Change	0	0	0	0	0	0	1	29	30	0%	0%	0%	0%	3%	97%	
Other Insurance	0	1	1	1	0	1	1	1	5	20%	20%	0%	20%	20%	20%	
Other MCL	0	0	0	0	0	0	0	0	0	0%	0%	0%	0%	0%	0%	
Other Track 1	0	0	0	0	2	0	17	8	27	0%	0%	7%	0%	63%	30%	
Other Track 3	1	1	2	0	4	0	10	5	21	10%	0%	19%	0%	48%	24%	
Other Track 4	0	0	0	0	0	0	2	0	2	0%	0%	0%	0%	100%	0%	
Personal Injury	0	0	0	0	20	0	22	5	47	0%	0%	43%	0%	47%	11%	
Prod Liability	0	0	0	0	1	2	0	0	3	0%	0%	33%	67%	0%	0%	
Prof Malpractic	0	0	0	0	1	0	2	0	3	0%	0%	33%	0%	67%	0%	
PIP Coverage	0	0	0	0	0	0	0	0	0	0%	0%	0%	0%	0%	0%	
Real Property	0	0	0	0	0	0	0	0	0	0%	0%	0%	0%	0%	0%	
Tort Other	0	0	0	0	7	20	18	2	47	0%	0%	15%	43%	38%	4%	
Toxic Tort	0	0	0	0	0	0	0	0	0	0%	0%	0%	0%	0%	0%	
UM/UIM Bod Inj	1	0	1	0	2	0	6	0	9	11%	0%	22%	0%	67%	0%	
<b>Total</b>	<b>4</b>	<b>5</b>	<b>9</b>	<b>2</b>	<b>110</b>	<b>62</b>	<b>220</b>	<b>58</b>	<b>461</b>	<b>2%</b>	<b>0%</b>	<b>24%</b>	<b>13%</b>	<b>48%</b>	<b>13%</b>	



**CIVIL BACKLOG BY CASETYPE  
SEPTEMBER 2024  
SOMERSET**

	<b>Total</b>	
	Backlog	% chg
Sep 22	422	
Sep 23	522	24%
Sep 24	480	-8%



1) Casetypes with the state's largest backlogs are highlighted.

**CIVIL CASELOAD SUMMARY BY CASETYPE  
SEPTEMBER 2024  
SUSSEX**

	Filings			Resolutions			Clearance		Backlog			Backlog Percent		Backlog Per 100 Monthly Filings		Active Pending		
	Sep 2023	Sep 2024	percent change	Sep 2023	Sep 2024	percent change	Sep 2024		Sep 2023	Sep 2024	percent change	Sep 2023	Sep 2024	Sep 2023	Sep 2024	Sep 2023	Sep 2024	percent change
	to Sep 2023	to Sep 2024		number	percent													
	Sep 2023	Sep 2024	change	Sep 2023	Sep 2024	change	number	percent	Sep 2023	Sep 2024	change	Sep 2023	Sep 2024	Sep 2023	Sep 2024	Sep 2023	Sep 2024	change
Act on Neg Inst	1	0	-100%	1	0	-100%	0	100%	0	0	0%	0%	0%	0	0	2	0	-100%
Asbestos	0	0	0%	0	0	0%	0	100%	0	0	0%	0%	0%	0	0	0	0	0%
Assault & Bat	0	1		0	0	0%	-1	0%	1	3	200%	33%	75%	900	3	4	33%	
Auto - Pers Inj	24	20	-17%	21	21	0%	1	105%	45	28	-38%	35%	24%	635	386	127	116	-9%
Auto - Property	2	6	200%	3	3	0%	-3	50%	0	1		0%	11%	0	100	5	9	80%
Book Account	48	40	-17%	19	22	16%	-18	55%	2	0	-100%	3%	0%	21	0	70	69	-1%
Civil Rights	1	0	-100%	0	1		1	100%	6	3	-50%	75%	100%	3,600	1,800	8	3	-63%
Complex Comm	0	1		3	1	-67%	0	100%	3	2	-33%	75%	67%	514	1,200	4	3	-25%
Condemnation	0	0	0%	0	0	0%	0	100%	0	0	0%	0%	0%	0	0	0	1	
Construction	1	1	0%	2	0	-100%	-1	0%	0	0	0%	0%	0%	0	0	2	6	200%
Contract/Comm	21	30	43%	32	26	-19%	-4	87%	8	13	63%	9%	16%	94	161	87	79	-9%
Employment	1	4	300%	0	0	0%	-4	0%	1	0	-100%	25%	0%	400	0	4	8	100%
Lieu of P. Writ	0	4		0	2		-2	50%	1	0	-100%	33%	0%	600	0	3	11	267%
Medical Malprac	6	0	-100%	0	3		3	100%	12	8	-33%	43%	42%	1,440	1,920	28	19	-32%
Name Change	6	17	183%	0	16		-1	94%	0	0	0%	0%	0%	0	0	8	4	-50%
Other Insurance	3	1	-67%	0	2		1	200%	0	0	0%	0%	0%	0	0	5	1	-80%
Other MCL	0	0	0%	0	0	0%	0	100%	0	0	0%	0%	0%	0	0	0	0	0%
Other Track 1	11	18	64%	4	14	250%	-4	78%	3	2	-33%	10%	7%	100	47	29	27	-7%
Other Track 3	6	4	-33%	7	10	43%	6	250%	6	6	0%	19%	17%	277	288	31	36	16%
Other Track 4	1	0	-100%	1	0	-100%	0	100%	0	0	0%	0%	0%	0	0	3	1	-67%
Personal Injury	19	20	5%	22	23	5%	3	115%	37	28	-24%	30%	26%	535	400	122	108	-11%
Prod Liability	0	1		0	0	0%	-1	0%	2	2	0%	33%	29%	480	800	6	7	17%
Prof Malpractic	0	0	0%	1	3	200%	3	100%	4	5	25%	36%	36%	2,400	750	11	14	27%
PIP Coverage	0	0	0%	0	0	0%	0	100%	0	0	0%	0%	0%	0	0	1	0	-100%
Real Property	2	0	-100%	4	2	-50%	2	100%	1	0	-100%	13%	0%	75	0	8	2	-75%
Tort Other	6	5	-17%	3	6	100%	1	120%	8	2	-75%	40%	9%	533	114	20	22	10%
Toxic Tort	0	0	0%	0	0	0%	0	100%	1	1	0%	100%	100%			1	1	0%
UM/UIM Bod Inj	0	0	0%	1	1	0%	1	100%	0	1		0%	100%	0		3	1	-67%
<b>Total</b>	<b>159</b>	<b>173</b>	<b>9%</b>	<b>124</b>	<b>156</b>	<b>26%</b>	<b>-17</b>	<b>90%</b>	<b>141</b>	<b>105</b>	<b>-26%</b>	<b>24%</b>	<b>19%</b>	<b>297</b>	<b>205</b>	<b>591</b>	<b>552</b>	<b>-7%</b>

**CIVIL BACKLOG SUMMARY BY CASETYPE**

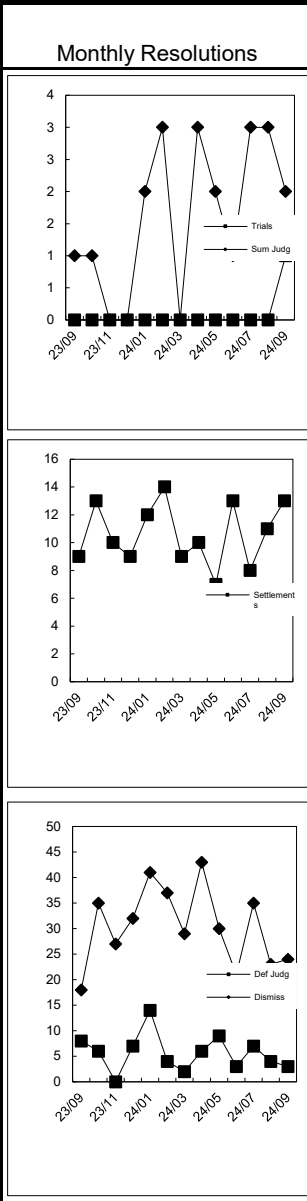
September 2024

**SUSSEX**

	Cases in Backlog															Total Backlog
	Track 1					Track 2				Track 3			Track 4			
	12 to 18 months	18 to 24 months	24 to 36 months	over 36 months	Total Track 1	18 to 24 months	24 to 36 months	over 36 months	Total Track 2	24 to 36 months	over 36 months	Total Track 3	24 to 36 months	over 36 months	Total Track 4	
Act on Neg Inst	0	0	0	0	0	0	0	0	0	0	0	0	0	0	0	0
Asbestos	0	0	0	0	0	0	0	0	0	0	0	0	0	0	0	0
Assault & Bat	0	0	0	0	0	0	0	0	0	2	1	3	0	0	0	3
Auto - Pers Inj	0	0	0	0	0	16	7	5	28	0	0	0	0	0	0	28
Auto - Property	0	0	0	0	0	1	0	0	1	0	0	0	0	0	0	1
Book Account	0	0	0	0	0	0	0	0	0	0	0	0	0	0	0	0
Civil Rights	0	0	0	0	0	0	0	0	0	0	3	3	0	0	0	3
Complex Comm	0	0	0	0	0	0	0	0	0	0	0	0	0	2	2	2
Condemnation	0	0	0	0	0	0	0	0	0	0	0	0	0	0	0	0
Construction	0	0	0	0	0	0	0	0	0	0	0	0	0	0	0	0
Contract/Comm	0	0	0	0	0	8	5	0	13	0	0	0	0	0	0	13
Employment	0	0	0	0	0	0	0	0	0	0	0	0	0	0	0	0
Lieu of P. Writ	0	0	0	0	0	0	0	0	0	0	0	0	0	0	0	0
Medical Malprac	0	0	0	0	0	0	0	0	0	3	5	8	0	0	0	8
Name Change	0	0	0	0	0	0	0	0	0	0	0	0	0	0	0	0
Other Insurance	0	0	0	0	0	0	0	0	0	0	0	0	0	0	0	0
Other Mass Tort	0	0	0	0	0	0	0	0	0	0	0	0	0	0	0	0
Other Track 1	0	1	1	0	2	0	0	0	0	0	0	0	0	0	0	2
Other Track 3	0	0	0	0	0	0	0	0	0	4	2	6	0	0	0	6
Other Track 4	0	0	0	0	0	0	0	0	0	0	0	0	0	0	0	0
Personal Injury	0	0	0	0	0	18	10	0	28	0	0	0	0	0	0	28
Prod Liability	0	0	0	0	0	0	0	0	0	0	2	2	0	0	0	2
Prof Malpractic	0	0	0	0	0	0	0	0	0	3	2	5	0	0	0	5
PIP Coverage	0	0	0	0	0	0	0	0	0	0	0	0	0	0	0	0
Real Property	0	0	0	0	0	0	0	0	0	0	0	0	0	0	0	0
Tort Other	0	0	0	0	0	1	1	0	2	0	0	0	0	0	0	2
Toxic Tort	0	0	0	0	0	0	0	0	0	0	1	1	0	0	0	1
UM/UIM Bod Inj	0	0	0	0	0	0	1	0	1	0	0	0	0	0	0	1
<b>Total</b>	<b>0</b>	<b>1</b>	<b>1</b>	<b>0</b>	<b>2</b>	<b>44</b>	<b>24</b>	<b>5</b>	<b>73</b>	<b>12</b>	<b>16</b>	<b>28</b>	<b>0</b>	<b>2</b>	<b>2</b>	<b>105</b>

**CIVIL RESOLUTION SUMMARY BY CASETYPE  
JULY 2024 - SEPTEMBER 2024  
SUSSEX**

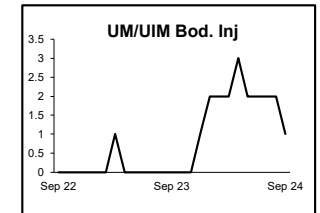
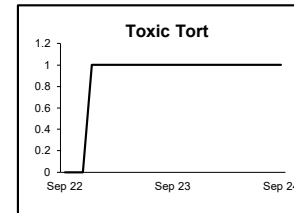
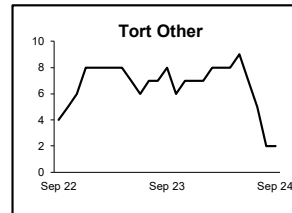
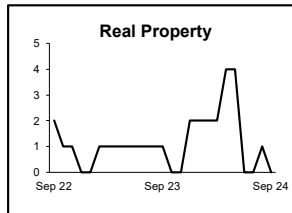
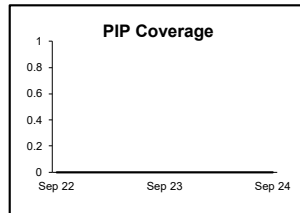
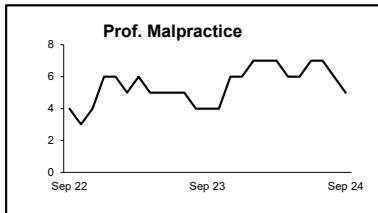
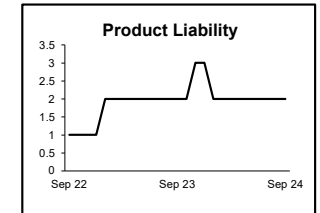
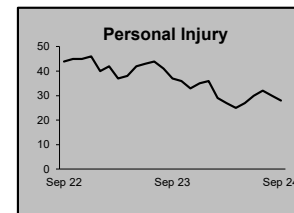
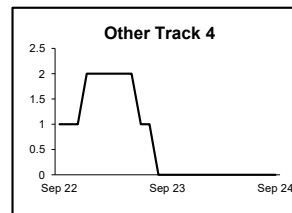
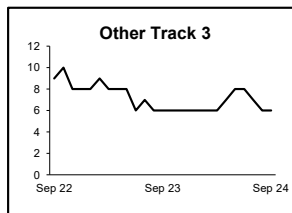
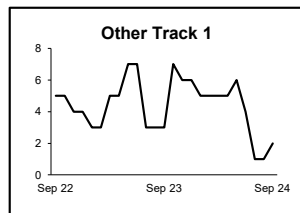
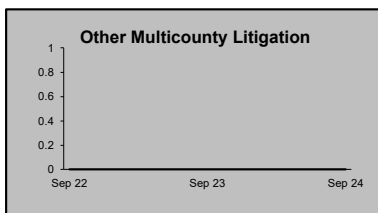
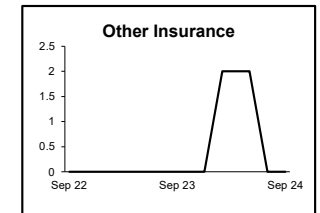
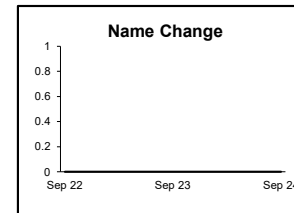
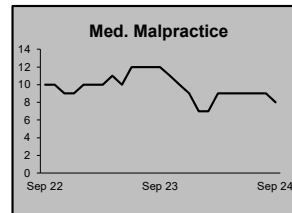
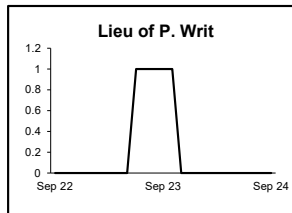
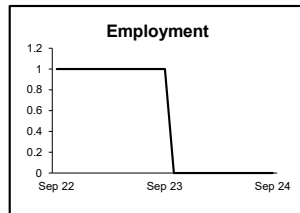
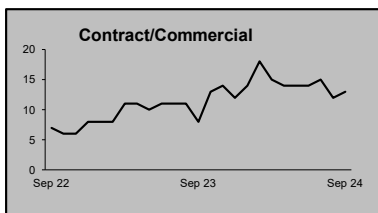
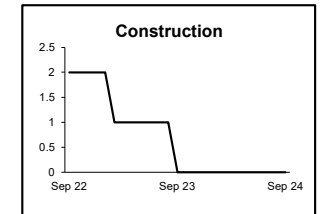
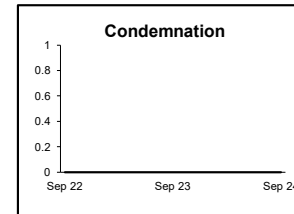
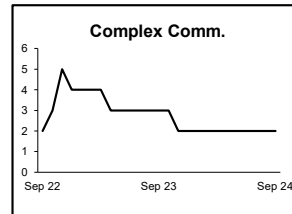
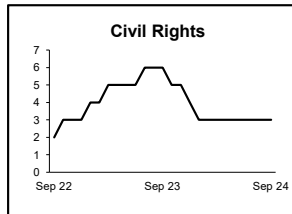
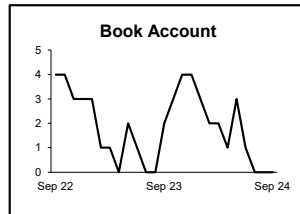
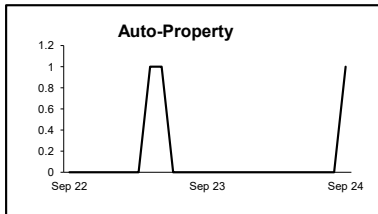
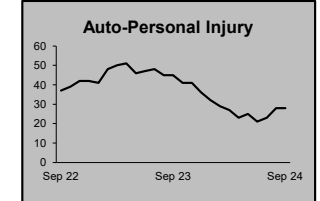
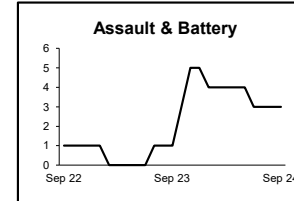
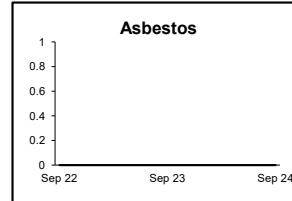
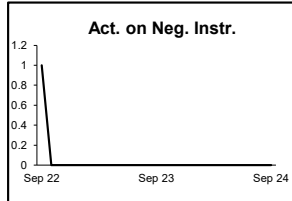
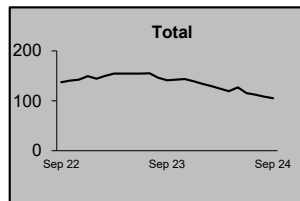
	Trial			Summary					Total	Percent resolved by						Monthly Resolutions
	Jury	Nonjury	Total	Judgment	Settlement	Default Judgment	Dismiss	Other		Trial	Sum Jud	Settle	Default J	Dismiss	Other	
Act on Neg Inst	0	0	0	0	0	0	0	0	0	0%	0%	0%	0%	0%	0%	
Asbestos	0	0	0	0	0	0	0	0	0	0%	0%	0%	0%	0%	0%	
Assault & Bat	0	0	0	0	0	0	0	0	0	0%	0%	0%	0%	0%	0%	
Auto - Pers Inj	1	0	1	1	4	0	15	0	21	5%	5%	19%	0%	71%	0%	
Auto - Property	0	0	0	0	0	0	2	1	3	0%	0%	0%	0%	67%	33%	
Book Account	0	0	0	0	5	7	10	0	22	0%	0%	23%	32%	45%	0%	
Civil Rights	0	0	0	0	0	0	1	0	1	0%	0%	0%	0%	100%	0%	
Complex Commerc	0	0	0	0	0	0	1	0	1	0%	0%	0%	0%	100%	0%	
Condemnation	0	0	0	0	0	0	0	0	0	0%	0%	0%	0%	0%	0%	
Construction	0	0	0	0	0	0	0	0	0	0%	0%	0%	0%	0%	0%	
Contract/Commer	0	0	0	1	5	5	14	1	26	0%	4%	19%	19%	54%	4%	
Employment	0	0	0	0	0	0	0	0	0	0%	0%	0%	0%	0%	0%	
Lieu of P. Writ	0	0	0	0	0	0	1	1	2	0%	0%	0%	0%	50%	50%	
Medical Malprac	0	0	0	0	0	0	3	0	3	0%	0%	0%	0%	100%	0%	
Name Change	0	0	0	0	0	0	0	16	16	0%	0%	0%	0%	0%	100%	
Other Insurance	0	0	0	1	0	0	1	0	2	0%	50%	0%	0%	50%	0%	
Other MCL	0	0	0	0	0	0	0	0	0	0%	0%	0%	0%	0%	0%	
Other Track 1	0	0	0	1	4	1	8	0	14	0%	7%	29%	7%	57%	0%	
Other Track 3	0	0	0	0	4	0	6	0	10	0%	0%	40%	0%	60%	0%	
Other Track 4	0	0	0	0	0	0	0	0	0	0%	0%	0%	0%	0%	0%	
Personal Injury	0	0	0	2	6	1	14	0	23	0%	9%	26%	4%	61%	0%	
Prod Liability	0	0	0	0	0	0	0	0	0	0%	0%	0%	0%	0%	0%	
Prof Malpractic	0	0	0	0	0	0	3	0	3	0%	0%	0%	0%	100%	0%	
PIP Coverage	0	0	0	0	0	0	0	0	0	0%	0%	0%	0%	0%	0%	
Real Property	0	0	0	0	1	0	1	0	2	0%	0%	50%	0%	50%	0%	
Tort Other	0	0	0	2	2	0	2	0	6	0%	33%	33%	0%	33%	0%	
Toxic Tort	0	0	0	0	0	0	0	0	0	0%	0%	0%	0%	0%	0%	
UM/UIM Bod Inj	0	0	0	0	1	0	0	0	1	0%	0%	100%	0%	0%	0%	
<b>Total</b>	<b>1</b>	<b>0</b>	<b>1</b>	<b>8</b>	<b>32</b>	<b>14</b>	<b>82</b>	<b>19</b>	<b>156</b>	<b>1%</b>	<b>5%</b>	<b>21%</b>	<b>9%</b>	<b>53%</b>	<b>12%</b>	





## CIVIL BACKLOG BY CASETYPE SEPTEMBER 2024 SUSSEX

	<b>Total</b>	
	Backlog	% chg
Sep 22	137	
Sep 23	141	3%
Sep 24	105	-26%



1) Casetypes with the state's largest backlogs are highlighted.

**CIVIL CASELOAD SUMMARY BY CASETYPE  
SEPTEMBER 2024  
UNION**

	Filings			Resolutions			Clearance		Backlog			Backlog Percent		Backlog Per 100 Monthly Filings		Active Pending		
	Sep 2023	Sep 2024	percent change	Sep 2023	Sep 2024	percent change	Sep 2024		Sep 2023	Sep 2024	percent change	Sep 2023	Sep 2024	Sep 2023	Sep 2024	Sep 2023	Sep 2024	percent change
	to Sep 2023	to Sep 2024		number	percent													
	Sep 2023	Sep 2024	change	Sep 2023	Sep 2024	change	number	percent	Sep 2023	Sep 2024	change	Sep 2023	Sep 2024	Sep 2023	Sep 2024	change	Sep 2023	Sep 2024
Act on Neg Inst	2	0	-100%	0	0	0%	0	100%	1	3	200%	17%	43%	171	600	6	7	17%
Asbestos	0	0	0%	0	0	0%	0	100%	0	0	0%	0%	0%	0	0	0	0	0%
Assault & Bat	4	1	-75%	1	3	200%	2	300%	1	3	200%	7%	30%	133	514	15	10	-33%
Auto - Pers Inj	500	555	11%	466	435	-7%	-120	78%	512	363	-29%	22%	15%	312	206	2,351	2,411	3%
Auto - Property	18	22	22%	17	20	18%	-2	91%	10	3	-70%	16%	4%	140	33	63	72	14%
Book Account	82	133	62%	77	89	16%	-44	67%	29	33	14%	15%	11%	99	86	196	301	54%
Civil Rights	3	10	233%	3	4	33%	-6	40%	9	11	22%	41%	37%	900	455	22	30	36%
Complex Comm	1	5	400%	1	2	100%	-3	40%	12	8	-33%	63%	44%	1,029	686	19	18	-5%
Condemnation	1	1	0%	0	1		0	100%	1	2	100%	13%	33%	300	1,200	8	6	-25%
Construction	6	3	-50%	3	2	-33%	-1	67%	7	5	-29%	24%	25%	350	429	29	20	-31%
Contract/Comm	116	165	42%	113	125	11%	-40	76%	98	68	-31%	23%	13%	232	142	435	504	16%
Employment	1	7	600%	4	4	0%	-3	57%	7	5	-29%	50%	28%	600	240	14	18	29%
Lieu of P. Writ	6	2	-67%	7	1	-86%	-1	50%	3	1	-67%	12%	3%	129	50	26	30	15%
Medical Malprac	12	9	-25%	11	8	-27%	-1	89%	52	61	17%	47%	49%	1,486	1,525	110	125	14%
Name Change	50	39	-22%	49	24	-51%	-15	62%	0	0	0%	0%	0%	0	0	46	49	7%
Other Insurance	11	13	18%	4	11	175%	-2	85%	4	4	0%	17%	13%	178	112	24	30	25%
Other MCL	0	0	0%	0	0	0%	0	100%	0	0	0%	0%	0%	0	0	0	0	0%
Other Track 1	52	58	12%	52	53	2%	-5	91%	42	42	0%	26%	26%	225	239	160	162	1%
Other Track 3	30	31	3%	35	35	0%	4	113%	50	38	-24%	29%	21%	462	328	174	185	6%
Other Track 4	2	2	0%	1	2	100%	0	100%	21	19	-10%	78%	68%	2,291	2,073	27	28	4%
Personal Injury	184	164	-11%	143	174	22%	10	106%	231	201	-13%	26%	23%	423	370	900	874	-3%
Prod Liability	1	1	0%	3	3	0%	2	300%	7	2	-71%	47%	29%	700	800	15	7	-53%
Prof Malpractic	2	5	150%	5	8	60%	3	160%	18	21	17%	35%	38%	720	1,050	52	56	8%
PIP Coverage	2	1	-50%	3	2	-33%	1	200%	0	0	0%	0%	0%	0	0	3	3	0%
Real Property	4	4	0%	3	5	67%	1	125%	4	4	0%	29%	22%	282	282	14	18	29%
Tort Other	25	27	8%	27	22	-19%	-5	81%	25	22	-12%	20%	20%	236	242	123	111	-10%
Toxic Tort	0	1		0	0	0%	-1	0%	0	1		0%	33%	0	1,200	2	3	50%
UM/UIM Bod Inj	35	23	-34%	20	35	75%	12	152%	31	21	-32%	24%	18%	338	233	127	115	-9%
<b>Total</b>	<b>1,150</b>	<b>1,282</b>	<b>11%</b>	<b>1,048</b>	<b>1,068</b>	<b>2%</b>	<b>-214</b>	<b>83%</b>	<b>1,175</b>	<b>941</b>	<b>-20%</b>	<b>24%</b>	<b>18%</b>	<b>306</b>	<b>230</b>	<b>4,961</b>	<b>5,193</b>	<b>5%</b>

**CIVIL BACKLOG SUMMARY BY CASETYPE**

**September 2024**

**UNION**

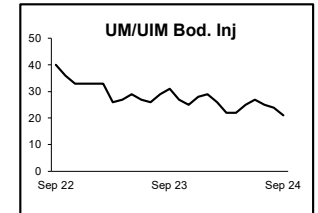
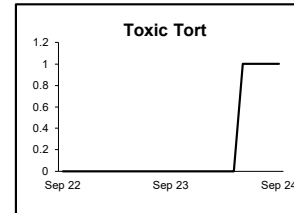
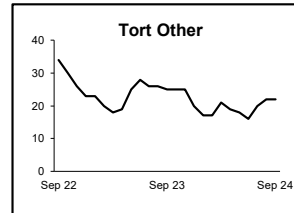
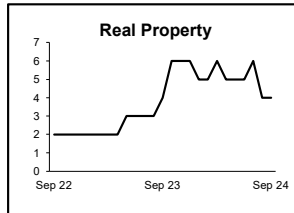
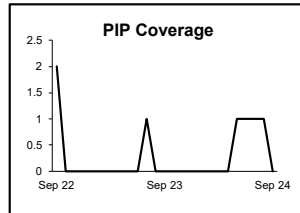
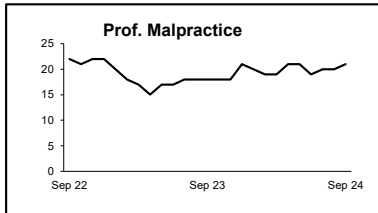
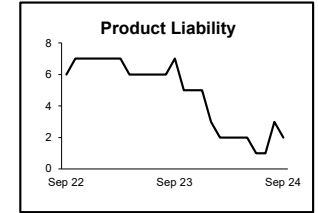
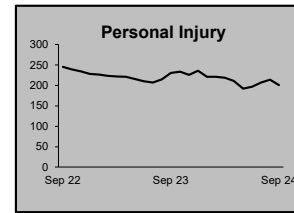
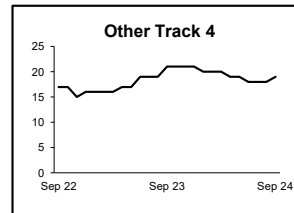
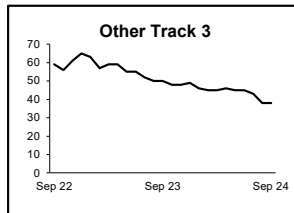
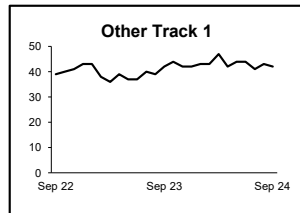
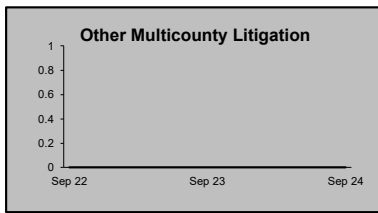
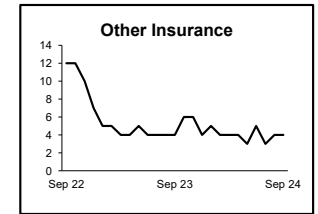
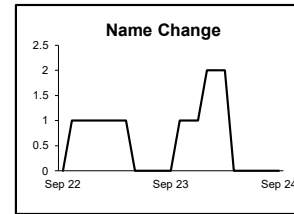
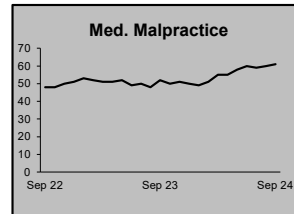
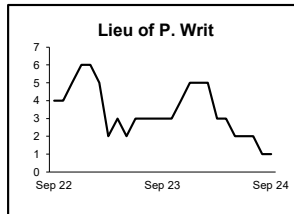
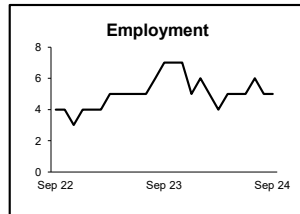
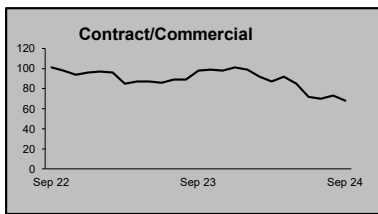
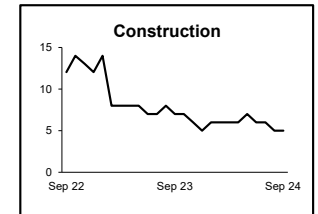
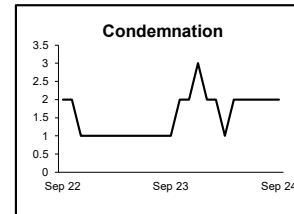
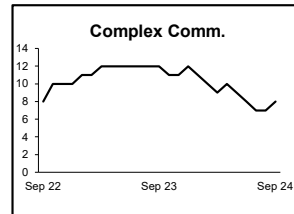
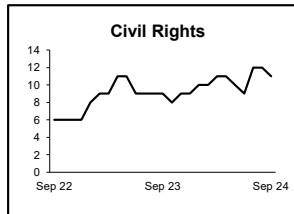
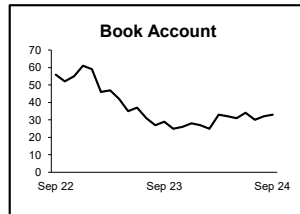
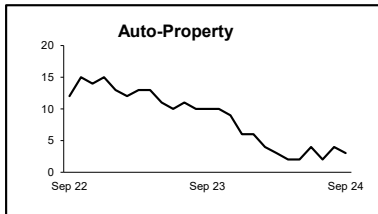
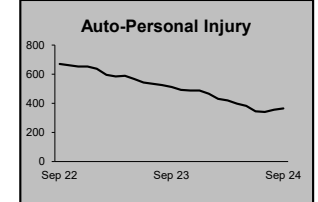
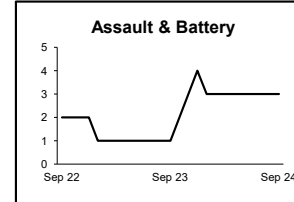
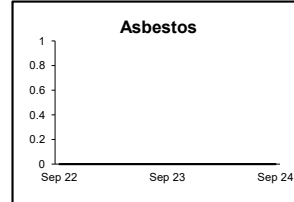
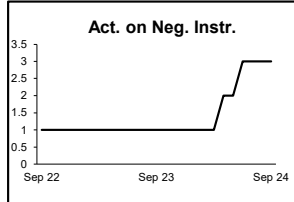
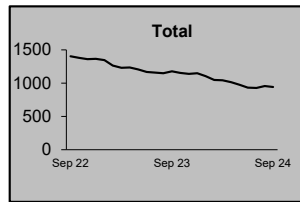
	<b>Cases in Backlog</b>															<b>Total Backlog</b>
	Track 1					Track 2				Track 3			Track 4			
	12 to 18 months	18 to 24 months	24 to 36 months	over 36 months	Total Track 1	18 to 24 months	24 to 36 months	over 36 months	Total Track 2	24 to 36 months	over 36 months	Total Track 3	24 to 36 months	over 36 months	Total Track 4	
Act on Neg Inst	2	0	0	1	3	0	0	0	0	0	0	0	0	0	0	3
Asbestos	0	0	0	0	0	0	0	0	0	0	0	0	0	0	0	0
Assault & Bat	0	0	0	0	0	0	0	0	0	2	1	3	0	0	0	3
Auto - Pers Inj	0	0	0	0	0	206	105	52	363	0	0	0	0	0	0	363
Auto - Property	0	0	0	0	0	2	1	0	3	0	0	0	0	0	0	3
Book Account	14	8	9	2	33	0	0	0	0	0	0	0	0	0	0	33
Civil Rights	0	1	0	0	1	0	0	0	0	6	4	10	0	0	0	11
Complex Comm	0	0	0	0	0	0	1	0	1	0	0	0	2	5	7	8
Condemnation	0	0	0	0	0	0	0	0	0	2	0	2	0	0	0	2
Construction	0	0	0	0	0	1	2	2	5	0	0	0	0	0	0	5
Contract/Comm	0	0	1	0	1	23	23	21	67	0	0	0	0	0	0	68
Employment	0	0	0	0	0	2	1	2	5	0	0	0	0	0	0	5
Lieu of P. Writ	0	0	0	0	0	0	0	0	0	0	0	0	0	1	1	1
Medical Malprac	0	0	0	0	0	0	0	0	0	24	37	61	0	0	0	61
Name Change	0	0	0	0	0	0	0	0	0	0	0	0	0	0	0	0
Other Insurance	2	1	0	1	4	0	0	0	0	0	0	0	0	0	0	4
Other Mass Tort	0	0	0	0	0	0	0	0	0	0	0	0	0	0	0	0
Other Track 1	20	10	6	4	40	0	0	1	1	1	0	1	0	0	0	42
Other Track 3	0	0	0	0	0	0	0	0	0	12	26	38	0	0	0	38
Other Track 4	0	0	0	0	0	0	0	0	0	0	0	0	2	17	19	19
Personal Injury	0	0	0	0	0	115	64	22	201	0	0	0	0	0	0	201
Prod Liability	0	0	0	0	0	0	0	0	0	2	0	2	0	0	0	2
Prof Malpractic	0	0	0	0	0	0	0	0	0	11	10	21	0	0	0	21
PIP Coverage	0	0	0	0	0	0	0	0	0	0	0	0	0	0	0	0
Real Property	1	2	1	0	4	0	0	0	0	0	0	0	0	0	0	4
Tort Other	1	0	0	0	1	10	9	1	20	0	0	0	1	0	1	22
Toxic Tort	0	0	0	0	0	0	0	0	0	1	0	1	0	0	0	1
UM/UIM Bod Inj	0	0	0	0	0	9	8	4	21	0	0	0	0	0	0	21
<b>Total</b>	<b>40</b>	<b>22</b>	<b>17</b>	<b>8</b>	<b>87</b>	<b>368</b>	<b>214</b>	<b>105</b>	<b>687</b>	<b>61</b>	<b>78</b>	<b>139</b>	<b>5</b>	<b>23</b>	<b>28</b>	<b>941</b>

**CIVIL RESOLUTION SUMMARY BY CASETYPE  
JULY 2024 - SEPTEMBER 2024  
UNION**

	Trial			Summary					Total	Percent resolved by						Monthly Resolutions
	Jury	Nonjury	Total	Judgment	Settlement	Default Judgment	Dismiss	Other		Trial	Sum Jud	Settle	Default J	Dismiss	Other	
Act on Neg Inst	0	0	0	0	0	0	0	0	0	0%	0%	0%	0%	0%	0%	
Asbestos	0	0	0	0	0	0	0	0	0	0%	0%	0%	0%	0%	0%	
Assault & Bat	0	0	0	0	1	0	2	0	3	0%	0%	33%	0%	67%	0%	
Auto - Pers Inj	6	0	6	3	109	5	292	20	435	1%	1%	25%	1%	67%	5%	
Auto - Property	0	0	0	0	3	1	16	0	20	0%	0%	15%	5%	80%	0%	
Book Account	0	0	0	2	10	34	42	1	89	0%	2%	11%	38%	47%	1%	
Civil Rights	0	0	0	0	1	0	3	0	4	0%	0%	25%	0%	75%	0%	
Complex Commerc	0	0	0	1	0	0	1	0	2	0%	50%	0%	0%	50%	0%	
Condemnation	0	0	0	0	0	0	0	1	1	0%	0%	0%	0%	0%	100%	
Construction	0	0	0	0	0	2	0	0	2	0%	0%	0%	100%	0%	0%	
Contract/Commer	0	1	1	2	22	26	70	4	125	1%	2%	18%	21%	56%	3%	
Employment	0	0	0	0	0	1	2	1	4	0%	0%	0%	25%	50%	25%	
Lieu of P. Writ	0	0	0	0	0	0	1	0	1	0%	0%	0%	0%	100%	0%	
Medical Malprac	1	0	1	0	3	0	4	0	8	13%	0%	38%	0%	50%	0%	
Name Change	0	0	0	0	0	0	2	22	24	0%	0%	0%	0%	8%	92%	
Other Insurance	0	0	0	0	0	0	9	2	11	0%	0%	0%	0%	82%	18%	
Other MCL	0	0	0	0	0	0	0	0	0	0%	0%	0%	0%	0%	0%	
Other Track 1	0	0	0	3	4	4	31	11	53	0%	6%	8%	8%	58%	21%	
Other Track 3	0	0	0	0	8	0	24	3	35	0%	0%	23%	0%	69%	9%	
Other Track 4	0	0	0	0	1	0	1	0	2	0%	0%	50%	0%	50%	0%	
Personal Injury	1	0	1	4	48	4	102	15	174	1%	2%	28%	2%	59%	9%	
Prod Liability	0	0	0	0	1	0	1	1	3	0%	0%	33%	0%	33%	33%	
Prof Malpractic	0	0	0	0	2	0	5	1	8	0%	0%	25%	0%	63%	13%	
PIP Coverage	0	0	0	0	1	0	1	0	2	0%	0%	50%	0%	50%	0%	
Real Property	0	0	0	0	2	0	3	0	5	0%	0%	40%	0%	60%	0%	
Tort Other	0	0	0	0	5	4	13	0	22	0%	0%	23%	18%	59%	0%	
Toxic Tort	0	0	0	0	0	0	0	0	0	0%	0%	0%	0%	0%	0%	
UM/UIM Bod Inj	0	0	0	0	10	1	23	1	35	0%	0%	29%	3%	66%	3%	
<b>Total</b>	<b>8</b>	<b>1</b>	<b>9</b>	<b>15</b>	<b>231</b>	<b>82</b>	<b>648</b>	<b>83</b>	<b>1,068</b>	<b>1%</b>	<b>1%</b>	<b>22%</b>	<b>8%</b>	<b>61%</b>	<b>8%</b>	

**CIVIL BACKLOG BY CASETYPE  
SEPTEMBER 2024  
UNION**

	<b>Total</b>	<b>Backlog</b>	<b>% chg</b>
Sep 22		1,404	
Sep 23		1,175	-16%
Sep 24		941	-20%



1) Casetypes with the state's largest backlogs are highlighted.

**CIVIL CASELOAD SUMMARY BY CASETYPE  
SEPTEMBER 2024  
WARREN**

	Filings			Resolutions			Clearance		Backlog			Backlog Percent		Backlog Per 100 Monthly Filings		Active Pending		
	Sep 2023	Sep 2024	percent change	Sep 2023	Sep 2024	percent change	Sep 2024		Sep 2023	Sep 2024	percent change	Sep 2023	Sep 2024	Sep 2023	Sep 2024	Sep 2023	Sep 2024	percent change
	to Sep 2023	to Sep 2024		number	percent													
	Sep 2023	Sep 2024	change	Sep 2023	Sep 2024	change	number	percent	Sep 2023	Sep 2024	change	Sep 2023	Sep 2024	Sep 2023	Sep 2024	change	Sep 2023	Sep 2024
Act on Neg Inst	0	0	0%	0	0	0%	0	100%	0	0	0%	0%	0%	0	0	0	1	
Asbestos	0	0	0%	0	0	0%	0	100%	0	0	0%	0%	0%	0	0	0	0	0%
Assault & Bat	1	1	0%	0	0	0%	-1	0%	2	0	-100%	50%	0%	2,400	0	4	1	-75%
Auto - Pers Inj	13	20	54%	15	23	53%	3	115%	32	32	0%	34%	32%	541	505	93	101	9%
Auto - Property	1	1	0%	0	2		1	200%	0	0	0%	0%	0%	0	0	3	6	100%
Book Account	14	26	86%	19	17	-11%	-9	65%	5	2	-60%	17%	5%	109	28	30	44	47%
Civil Rights	1	0	-100%	0	1		1	100%	0	1		0%	50%	0	600	3	2	-33%
Complex Comm	0	0	0%	1	0	-100%	0	100%	1	1	0%	100%	100%		1,200	1	1	0%
Condemnation	0	0	0%	0	2		2	100%	0	0	0%	0%	0%	0	0	1	2	100%
Construction	1	0	-100%	1	2	100%	2	100%	2	0	-100%	33%	0%	480	0	6	3	-50%
Contract/Comm	23	23	0%	21	18	-14%	-5	78%	10	10	0%	17%	15%	171	171	58	68	17%
Employment	0	0	0%	0	0	0%	0	100%	0	1		0%	50%	0	1,200	1	2	100%
Lieu of P. Writ	1	0	-100%	1	1	0%	1	100%	3	2	-33%	33%	33%	514	600	9	6	-33%
Medical Malprac	3	2	-33%	0	3		1	150%	18	16	-11%	67%	76%	2,700	4,800	27	21	-22%
Name Change	7	9	29%	3	10	233%	1	111%	0	0	0%	0%	0%	0	0	6	5	-17%
Other Insurance	1	2	100%	0	0	0%	-2	0%	0	1		0%	25%	0	240	1	4	300%
Other MCL	0	0	0%	0	0	0%	0	100%	0	0	0%	0%	0%	0	0	0	0	0%
Other Track 1	12	8	-33%	8	10	25%	2	125%	7	4	-43%	28%	17%	215	150	25	23	-8%
Other Track 3	5	6	20%	9	6	-33%	0	100%	2	5	150%	12%	28%	185	375	17	18	6%
Other Track 4	1	0	-100%	0	1		1	100%	1	1	0%	33%	33%	600	1,200	3	3	0%
Personal Injury	11	15	36%	12	14	17%	-1	93%	31	23	-26%	39%	33%	729	587	80	70	-13%
Prod Liability	0	0	0%	0	1		1	100%	2	2	0%	67%	67%		2,400	3	3	0%
Prof Malpractic	2	2	0%	0	0	0%	-2	0%	3	3	0%	38%	30%	720	900	8	10	25%
PIP Coverage	0	0	0%	0	1		1	100%	1	0	-100%	100%	0%		0	1	0	-100%
Real Property	0	0	0%	0	0	0%	0	100%	2	3	50%	50%	60%	600	900	4	5	25%
Tort Other	2	3	50%	1	3	200%	0	100%	4	1	-75%	29%	14%	436	100	14	7	-50%
Toxic Tort	0	0	0%	0	0	0%	0	100%	1	1	0%	100%	100%		1,200	1	1	0%
UM/UM Bod Inj	2	0	-100%	1	1	0%	1	100%	0	2		0%	50%	0	2,400	6	4	-33%
<b>Total</b>	<b>101</b>	<b>118</b>	<b>17%</b>	<b>92</b>	<b>116</b>	<b>26%</b>	<b>-2</b>	<b>98%</b>	<b>127</b>	<b>111</b>	<b>-13%</b>	<b>31%</b>	<b>27%</b>	<b>385</b>	<b>313</b>	<b>405</b>	<b>411</b>	<b>1%</b>

**CIVIL BACKLOG SUMMARY BY CASETYPE**

**September 2024**

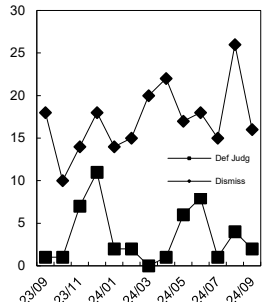
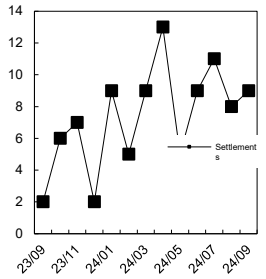
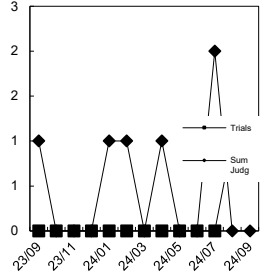
**WARREN**

	<b>Cases in Backlog</b>															<b>Total Backlog</b>
	Track 1					Track 2				Track 3			Track 4			
	12 to 18 months	18 to 24 months	24 to 36 months	over 36 months	Total Track 1	18 to 24 months	24 to 36 months	over 36 months	Total Track 2	24 to 36 months	over 36 months	Total Track 3	24 to 36 months	over 36 months	Total Track 4	
Act on Neg Inst	0	0	0	0	0	0	0	0	0	0	0	0	0	0	0	0
Asbestos	0	0	0	0	0	0	0	0	0	0	0	0	0	0	0	0
Assault & Bat	0	0	0	0	0	0	0	0	0	0	0	0	0	0	0	0
Auto - Pers Inj	0	0	0	0	0	13	12	7	32	0	0	0	0	0	0	32
Auto - Property	0	0	0	0	0	0	0	0	0	0	0	0	0	0	0	0
Book Account	2	0	0	0	2	0	0	0	0	0	0	0	0	0	0	2
Civil Rights	0	0	0	0	0	0	0	0	0	1	0	1	0	0	0	1
Complex Comm	0	0	0	0	0	0	0	0	0	0	0	0	0	1	1	1
Condemnation	0	0	0	0	0	0	0	0	0	0	0	0	0	0	0	0
Construction	0	0	0	0	0	0	0	0	0	0	0	0	0	0	0	0
Contract/Comm	0	0	0	0	0	4	2	4	10	0	0	0	0	0	0	10
Employment	0	0	0	0	0	1	0	0	1	0	0	0	0	0	0	1
Lieu of P. Writ	0	0	0	0	0	0	0	0	0	0	0	0	0	2	2	2
Medical Malprac	0	0	0	0	0	0	0	0	0	2	14	16	0	0	0	16
Name Change	0	0	0	0	0	0	0	0	0	0	0	0	0	0	0	0
Other Insurance	0	1	0	0	1	0	0	0	0	0	0	0	0	0	0	1
Other Mass Tort	0	0	0	0	0	0	0	0	0	0	0	0	0	0	0	0
Other Track 1	2	1	1	0	4	0	0	0	0	0	0	0	0	0	0	4
Other Track 3	0	0	0	0	0	0	0	0	0	5	0	5	0	0	0	5
Other Track 4	0	0	0	0	0	0	0	0	0	0	0	0	0	1	1	1
Personal Injury	0	0	0	0	0	11	4	8	23	0	0	0	0	0	0	23
Prod Liability	0	0	0	0	0	0	0	0	0	1	1	2	0	0	0	2
Prof Malpractic	0	0	0	0	0	0	0	0	0	1	2	3	0	0	0	3
PIP Coverage	0	0	0	0	0	0	0	0	0	0	0	0	0	0	0	0
Real Property	0	1	2	0	3	0	0	0	0	0	0	0	0	0	0	3
Tort Other	0	0	0	0	0	0	1	0	1	0	0	0	0	0	0	1
Toxic Tort	0	0	0	0	0	0	0	0	0	0	1	1	0	0	0	1
UM/UIM Bod Inj	0	0	0	0	0	1	1	0	2	0	0	0	0	0	0	2
<b>Total</b>	<b>4</b>	<b>3</b>	<b>3</b>	<b>0</b>	<b>10</b>	<b>30</b>	<b>20</b>	<b>19</b>	<b>69</b>	<b>10</b>	<b>18</b>	<b>28</b>	<b>0</b>	<b>4</b>	<b>4</b>	<b>111</b>

**CIVIL RESOLUTION SUMMARY BY CASETYPE  
JULY 2024 - SEPTEMBER 2024  
WARREN**

	Trial			Summary					Total	Percent resolved by						Monthly Resolutions
	Jury	Nonjury	Total	Judgment	Settlement	Default Judgment	Dismiss	Other		Trial	Sum Jud	Settle	Default J	Dismiss	Other	
Act on Neg Inst	0	0	0	0	0	0	0	0	0	0%	0%	0%	0%	0%	0%	
Asbestos	0	0	0	0	0	0	0	0	0	0%	0%	0%	0%	0%	0%	
Assault & Bat	0	0	0	0	0	0	0	0	0	0%	0%	0%	0%	0%	0%	
Auto - Pers Inj	0	0	0	0	5	1	15	2	23	0%	0%	22%	4%	65%	9%	
Auto - Property	0	0	0	0	0	0	1	1	2	0%	0%	0%	0%	50%	50%	
Book Account	0	0	0	2	5	2	8	0	17	0%	12%	29%	12%	47%	0%	
Civil Rights	0	0	0	0	0	0	1	0	1	0%	0%	0%	0%	100%	0%	
Complex Commerc	0	0	0	0	0	0	0	0	0	0%	0%	0%	0%	0%	0%	
Condemnation	0	0	0	0	1	0	0	1	2	0%	0%	50%	0%	0%	50%	
Construction	0	0	0	0	0	0	1	1	2	0%	0%	0%	0%	50%	50%	
Contract/Commer	0	1	1	0	5	3	9	0	18	6%	0%	28%	17%	50%	0%	
Employment	0	0	0	0	0	0	0	0	0	0%	0%	0%	0%	0%	0%	
Lieu of P. Writ	0	0	0	0	0	0	1	0	1	0%	0%	0%	0%	100%	0%	
Medical Malprac	0	0	0	0	1	0	1	1	3	0%	0%	33%	0%	33%	33%	
Name Change	0	0	0	0	0	0	1	9	10	0%	0%	0%	0%	10%	90%	
Other Insurance	0	0	0	0	0	0	0	0	0	0%	0%	0%	0%	0%	0%	
Other MCL	0	0	0	0	0	0	0	0	0	0%	0%	0%	0%	0%	0%	
Other Track 1	0	1	1	0	0	0	5	4	10	10%	0%	0%	0%	50%	40%	
Other Track 3	0	0	0	0	2	0	3	1	6	0%	0%	33%	0%	50%	17%	
Other Track 4	0	0	0	0	0	1	0	0	1	0%	0%	0%	100%	0%	0%	
Personal Injury	0	0	0	0	8	0	6	0	14	0%	0%	57%	0%	43%	0%	
Prod Liability	0	0	0	0	1	0	0	0	1	0%	0%	100%	0%	0%	0%	
Prof Malpractic	0	0	0	0	0	0	0	0	0	0%	0%	0%	0%	0%	0%	
PIP Coverage	0	0	0	0	0	0	1	0	1	0%	0%	0%	0%	100%	0%	
Real Property	0	0	0	0	0	0	0	0	0	0%	0%	0%	0%	0%	0%	
Tort Other	0	0	0	0	0	0	3	0	3	0%	0%	0%	0%	100%	0%	
Toxic Tort	0	0	0	0	0	0	0	0	0	0%	0%	0%	0%	0%	0%	
UM/UIM Bod Inj	0	0	0	0	0	0	1	0	1	0%	0%	0%	0%	100%	0%	
<b>Total</b>	<b>0</b>	<b>2</b>	<b>2</b>	<b>2</b>	<b>28</b>	<b>7</b>	<b>57</b>	<b>20</b>	<b>116</b>	<b>2%</b>	<b>2%</b>	<b>24%</b>	<b>6%</b>	<b>49%</b>	<b>17%</b>	

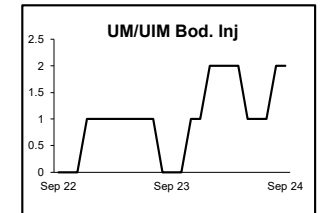
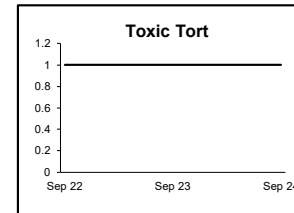
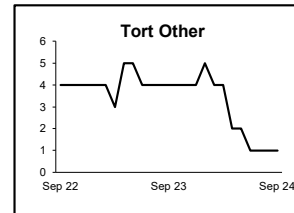
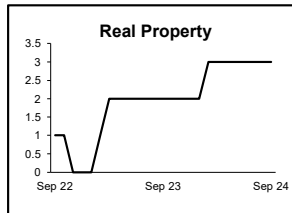
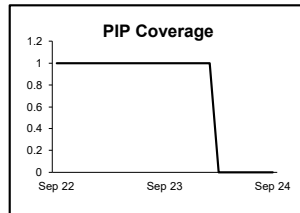
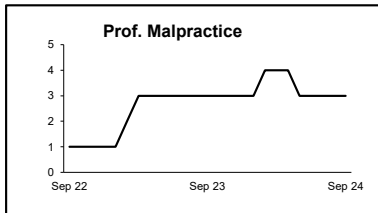
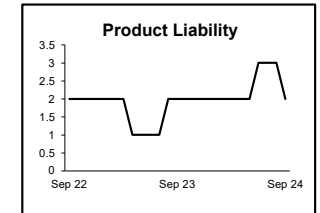
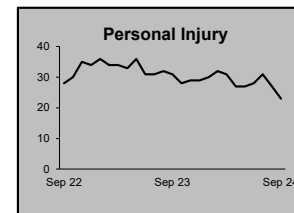
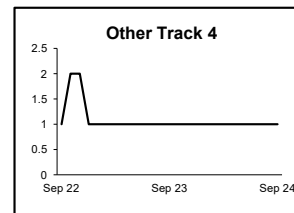
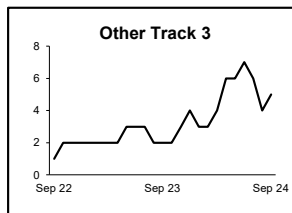
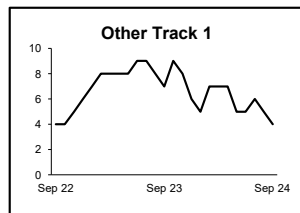
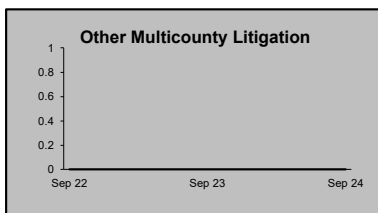
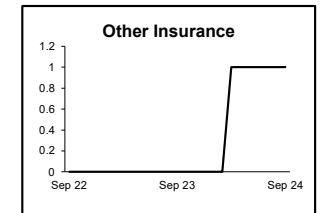
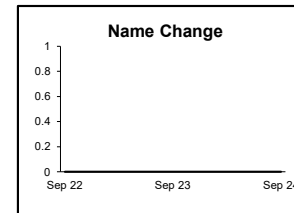
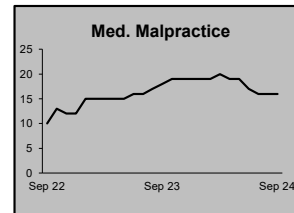
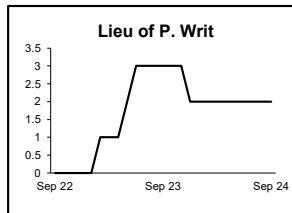
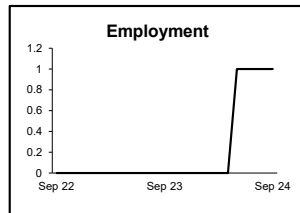
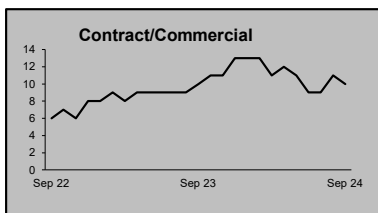
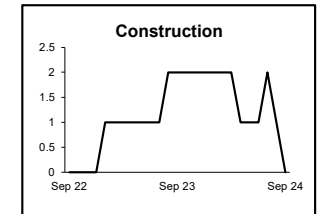
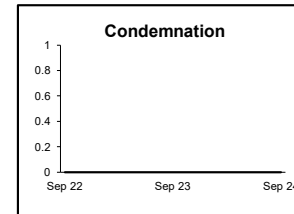
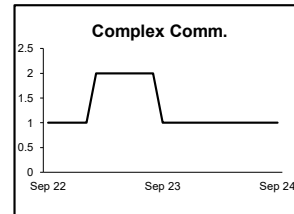
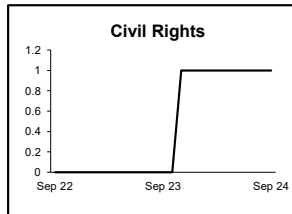
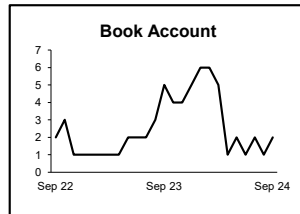
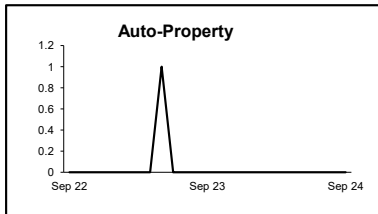
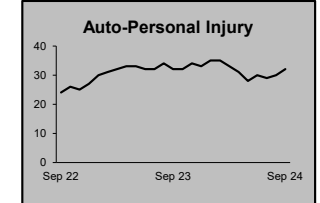
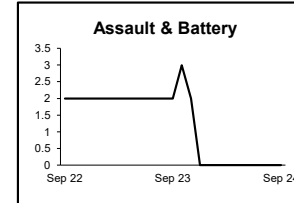
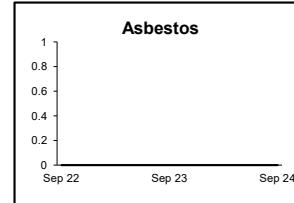

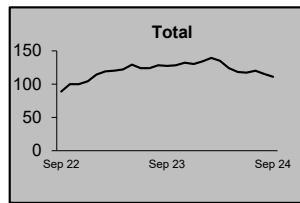
Monthly Resolutions





**CIVIL BACKLOG BY CASETYPE  
SEPTEMBER 2024  
WARREN**

	<b>Total</b>	<b>Backlog</b>	<b>% chg</b>
Sep 22		89	
Sep 23		127	43%
Sep 24		111	-13%



1) Casetypes with the state's largest backlogs are highlighted.

**CIVIL CASELOAD SUMMARY BY CASETYPE  
SEPTEMBER 2024  
STATE**

	Filings			Resolutions			Clearance		Backlog			Backlog Percent		Backlog Per 100 Monthly Filings		Active Pending		
	Sep 2023 to Sep 2023	Sep 2024 to Sep 2024	percent change	Sep 2023 to Sep 2023	Sep 2024 to Sep 2024	percent change	Sep 2024		Sep 2023	Sep 2024	percent change	Sep 2023	Sep 2024	Sep 2023	Sep 2024	Sep 2023	Sep 2024	percent change
							number	percent										
Act on Neg Inst	43	<b>41</b>	-5%	27	<b>33</b>	22%	<b>-8</b>	<b>80%</b>	16	<b>18</b>	13%	18%	<b>18%</b>	147	<b>135</b>	89	<b>101</b>	13%
Asbestos	64	<b>33</b>	-48%	9	<b>48</b>	433%	<b>15</b>	<b>145%</b>	568	<b>429</b>	-24%	64%	<b>65%</b>	3,084	<b>3,321</b>	883	<b>656</b>	-26%
Assault & Bat	44	<b>45</b>	2%	45	<b>67</b>	49%	<b>22</b>	<b>149%</b>	322	<b>880</b>	173%	42%	<b>82%</b>	2,721	<b>6,857</b>	763	<b>1,073</b>	41%
Auto - Pers Inj	5,437	<b>5,584</b>	3%	5,596	<b>5,319</b>	-5%	<b>-265</b>	<b>95%</b>	7,607	<b>5,631</b>	-26%	27%	<b>21%</b>	431	<b>308</b>	27,926	<b>26,856</b>	-4%
Auto - Property	195	<b>253</b>	30%	177	<b>274</b>	55%	<b>21</b>	<b>108%</b>	61	<b>54</b>	-11%	9%	<b>7%</b>	79	<b>55</b>	694	<b>773</b>	11%
Book Account	1,762	<b>2,394</b>	36%	1,466	<b>1,875</b>	28%	<b>-519</b>	<b>78%</b>	336	<b>272</b>	-19%	10%	<b>6%</b>	62	<b>38</b>	3,529	<b>4,736</b>	34%
Civil Rights	106	<b>111</b>	5%	81	<b>78</b>	-4%	<b>-33</b>	<b>70%</b>	182	<b>250</b>	37%	29%	<b>40%</b>	613	<b>719</b>	629	<b>629</b>	0%
Complex Commerc	66	<b>74</b>	12%	81	<b>61</b>	-25%	<b>-13</b>	<b>82%</b>	234	<b>203</b>	-13%	41%	<b>43%</b>	771	<b>809</b>	565	<b>477</b>	-16%
Condemnation	35	<b>37</b>	6%	46	<b>29</b>	-37%	<b>-8</b>	<b>78%</b>	44	<b>37</b>	-16%	30%	<b>19%</b>	377	<b>222</b>	147	<b>191</b>	30%
Construction	102	<b>124</b>	22%	104	<b>115</b>	11%	<b>-9</b>	<b>93%</b>	242	<b>192</b>	-21%	40%	<b>34%</b>	695	<b>531</b>	607	<b>560</b>	-8%
Contract/Commer	2,082	<b>2,403</b>	15%	2,078	<b>2,223</b>	7%	<b>-180</b>	<b>93%</b>	1,169	<b>1,023</b>	-12%	17%	<b>14%</b>	165	<b>133</b>	6,961	<b>7,485</b>	8%
Employment	64	<b>85</b>	33%	71	<b>75</b>	6%	<b>-10</b>	<b>88%</b>	75	<b>66</b>	-12%	27%	<b>21%</b>	320	<b>235</b>	277	<b>313</b>	13%
Lieu of P. Writ	120	<b>106</b>	-12%	127	<b>127</b>	0%	<b>21</b>	<b>120%</b>	111	<b>114</b>	3%	21%	<b>20%</b>	279	<b>297</b>	526	<b>564</b>	7%
Medical Malprac	220	<b>227</b>	3%	246	<b>246</b>	0%	<b>19</b>	<b>108%</b>	1,188	<b>1,110</b>	-7%	46%	<b>45%</b>	1,523	<b>1,389</b>	2,595	<b>2,487</b>	-4%
Name Change	759	<b>810</b>	7%	726	<b>851</b>	17%	<b>41</b>	<b>105%</b>	1	<b>2</b>	100%	0%	<b>0%</b>	0	<b>1</b>	542	<b>599</b>	11%
Other Insurance	114	<b>130</b>	14%	101	<b>116</b>	15%	<b>-14</b>	<b>89%</b>	102	<b>88</b>	-14%	28%	<b>25%</b>	299	<b>237</b>	366	<b>347</b>	-5%
Other MCL	1,049	<b>115</b>	-89%	195	<b>282</b>	45%	<b>167</b>	<b>245%</b>	10,973	<b>11,652</b>	6%	78%	<b>87%</b>	8,567	<b>31,351</b>	14,054	<b>13,387</b>	-5%
Other Track 1	869	<b>989</b>	14%	845	<b>930</b>	10%	<b>-59</b>	<b>94%</b>	521	<b>425</b>	-18%	23%	<b>19%</b>	173	<b>130</b>	2,289	<b>2,260</b>	-1%
Other Track 3	594	<b>547</b>	-8%	518	<b>575</b>	11%	<b>28</b>	<b>105%</b>	685	<b>609</b>	-11%	22%	<b>19%</b>	357	<b>303</b>	3,067	<b>3,256</b>	6%
Other Track 4	55	<b>33</b>	-40%	62	<b>54</b>	-13%	<b>21</b>	<b>164%</b>	246	<b>207</b>	-16%	51%	<b>51%</b>	1,342	<b>1,212</b>	486	<b>402</b>	-17%
Personal Injury	2,327	<b>2,311</b>	-1%	2,170	<b>2,337</b>	8%	<b>26</b>	<b>101%</b>	4,221	<b>3,937</b>	-7%	29%	<b>29%</b>	528	<b>505</b>	14,375	<b>13,707</b>	-5%
Prod Liability	62	<b>70</b>	13%	74	<b>64</b>	-14%	<b>-6</b>	<b>91%</b>	120	<b>102</b>	-15%	31%	<b>25%</b>	446	<b>448</b>	385	<b>408</b>	6%
Prof Malpractic	110	<b>99</b>	-10%	121	<b>137</b>	13%	<b>38</b>	<b>138%</b>	347	<b>304</b>	-12%	37%	<b>33%</b>	989	<b>869</b>	938	<b>909</b>	-3%
PIP Coverage	43	<b>43</b>	0%	56	<b>48</b>	-14%	<b>5</b>	<b>112%</b>	24	<b>19</b>	-21%	22%	<b>20%</b>	141	<b>130</b>	111	<b>96</b>	-14%
Real Property	97	<b>79</b>	-19%	82	<b>78</b>	-5%	<b>-1</b>	<b>99%</b>	78	<b>73</b>	-6%	28%	<b>28%</b>	256	<b>268</b>	278	<b>261</b>	-6%
Tort Other	438	<b>439</b>	0%	444	<b>440</b>	-1%	<b>1</b>	<b>100%</b>	577	<b>471</b>	-18%	29%	<b>26%</b>	381	<b>321</b>	2,023	<b>1,844</b>	-9%
Toxic Tort	3	<b>4</b>	33%	8	<b>6</b>	-25%	<b>2</b>	<b>150%</b>	16	<b>14</b>	-13%	43%	<b>39%</b>	1,067	<b>800</b>	37	<b>36</b>	-3%
UM/UIM Bod Inj	301	<b>289</b>	-4%	334	<b>305</b>	-9%	<b>16</b>	<b>106%</b>	323	<b>279</b>	-14%	22%	<b>20%</b>	304	<b>275</b>	1,496	<b>1,385</b>	-7%
<b>Total</b>	<b>17,161</b>	<b>17,475</b>	<b>2%</b>	<b>15,890</b>	<b>16,793</b>	<b>6%</b>	<b>-682</b>	<b>96%</b>	<b>30,389</b>	<b>28,461</b>	<b>-6%</b>	<b>35%</b>	<b>33%</b>	<b>555</b>	<b>498</b>	<b>86,638</b>	<b>85,798</b>	<b>-1%</b>

**CIVIL BACKLOG SUMMARY BY CASETYPE**

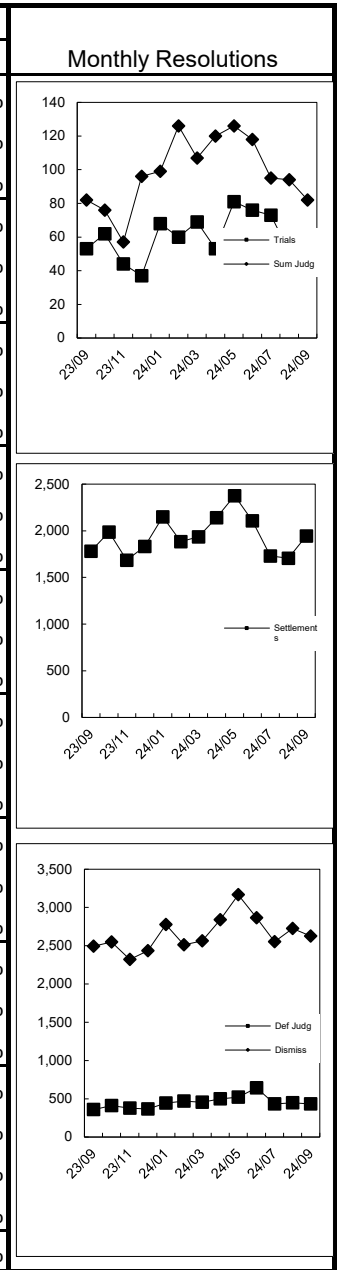
**September 2024**

**STATE**

	<b>Cases in Backlog</b>															<b>Total Backlog</b>
	Track 1					Track 2				Track 3			Track 4			
	12 to 18 months	18 to 24 months	24 to 36 months	over 36 months	Total Track 1	18 to 24 months	24 to 36 months	over 36 months	Total Track 2	24 to 36 months	over 36 months	Total Track 3	24 to 36 months	over 36 months	Total Track 4	
Act on Neg Inst	13	0	2	3	18	0	0	0	0	0	0	0	0	0	0	18
Asbestos	0	0	0	0	0	0	0	0	0	0	0	0	84	345	429	429
Assault & Bat	0	0	0	0	0	0	1	0	1	494	385	879	0	0	0	880
Auto - Pers Inj	0	0	0	0	0	2,729	1,962	938	5,629	0	2	2	0	0	0	5,631
Auto - Property	0	0	0	0	0	30	19	5	54	0	0	0	0	0	0	54
Book Account	151	51	43	14	259	9	3	0	12	0	0	0	1	0	1	272
Civil Rights	0	1	0	0	1	0	2	0	2	132	112	244	0	3	3	250
Complex Comm	0	0	0	0	0	0	1	0	1	0	0	0	73	129	202	203
Condemnation	0	0	0	1	1	0	0	0	0	12	24	36	0	0	0	37
Construction	0	0	0	0	0	55	46	90	191	0	1	1	0	0	0	192
Contract/Comm	2	0	1	0	3	434	352	233	1,019	1	0	1	0	0	0	1,023
Employment	0	0	0	0	0	33	17	16	66	0	0	0	0	0	0	66
Lieu of P. Writ	0	0	0	0	0	0	0	0	0	0	0	0	53	61	114	114
Medical Malprac	0	0	0	0	0	0	0	0	0	486	624	1,110	0	0	0	1,110
Name Change	1	1	0	0	2	0	0	0	0	0	0	0	0	0	0	2
Other Insurance	37	19	16	12	84	1	2	1	4	0	0	0	0	0	0	88
Other Mass Tort	0	0	0	0	0	0	0	0	0	0	0	0	1,464	10,188	11,652	11,652
Other Track 1	166	87	60	46	359	19	9	8	36	5	23	28	1	1	2	425
Other Track 3	0	0	0	0	0	0	0	0	0	333	276	609	0	0	0	609
Other Track 4	0	0	0	0	0	0	1	0	1	0	0	0	63	143	206	207
Personal Injury	0	0	0	0	0	1,898	1,367	601	3,866	43	28	71	0	0	0	3,937
Prod Liability	0	0	0	0	0	0	0	0	0	60	42	102	0	0	0	102
Prof Malpractic	0	0	0	0	0	0	0	0	0	151	153	304	0	0	0	304
PIP Coverage	6	7	3	1	17	1	1	0	2	0	0	0	0	0	0	19
Real Property	28	20	15	9	72	0	0	0	0	0	1	1	0	0	0	73
Tort Other	1	0	0	0	1	178	150	102	430	15	24	39	1	0	1	471
Toxic Tort	0	0	0	0	0	0	0	0	0	7	7	14	0	0	0	14
UM/UIM Bod Inj	0	0	0	0	0	145	88	46	279	0	0	0	0	0	0	279
<b>Total</b>	<b>405</b>	<b>186</b>	<b>140</b>	<b>86</b>	<b>817</b>	<b>5,532</b>	<b>4,021</b>	<b>2,040</b>	<b>11,593</b>	<b>1,739</b>	<b>1,702</b>	<b>3,441</b>	<b>1,740</b>	<b>10,870</b>	<b>12,610</b>	<b>28,461</b>

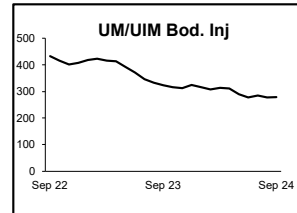
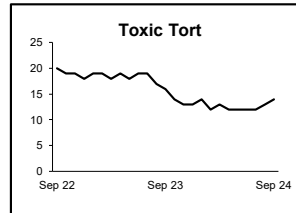
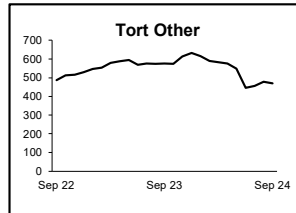
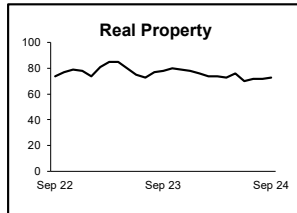
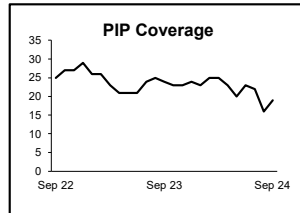
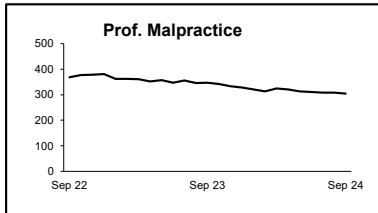
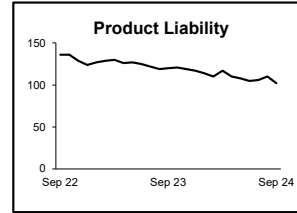
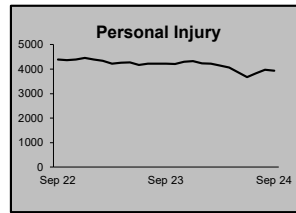
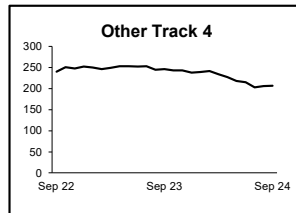
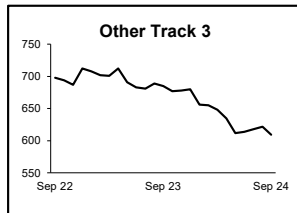
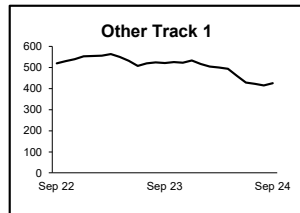
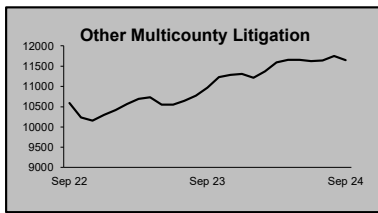
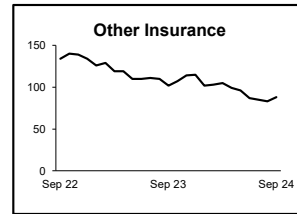
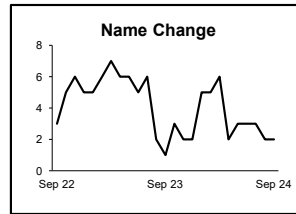
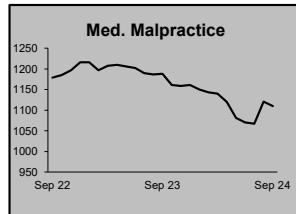
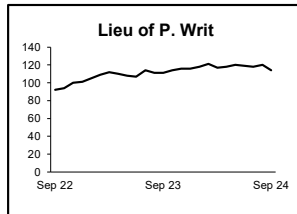
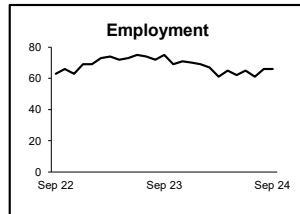
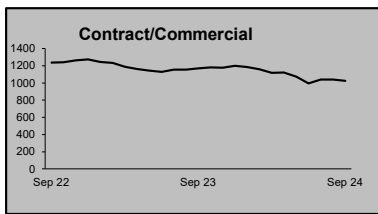
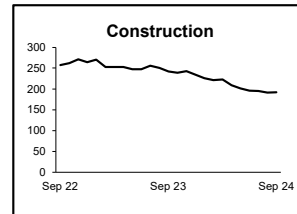
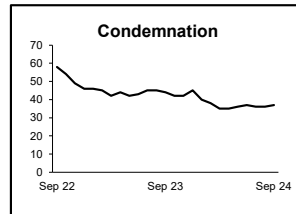
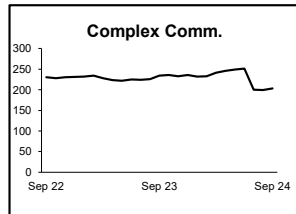
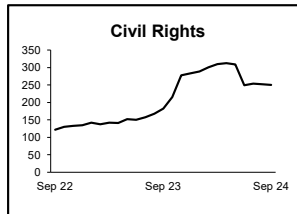
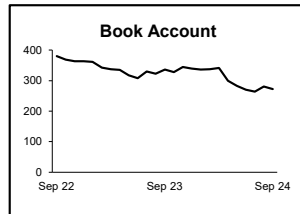
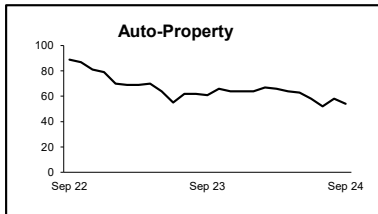
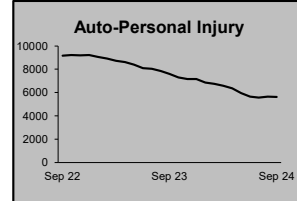
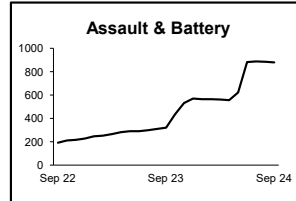
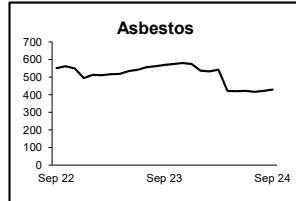
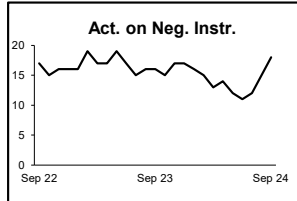
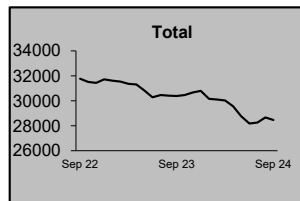
**CIVIL RESOLUTION SUMMARY BY CASETYPE**  
**JULY 2024 - SEPTEMBER 2024**  
**STATE**

	Trial			Summary					Total	Percent resolved by					
	Jury	Nonjury	Total	Judgment	Settlement	Default Judgment	Dismiss	Other		Trial	Sum Jud	Settle	Default J	Dismiss	Other
Act on Neg Inst	0	0	0	4	2	12	14	1	33	0%	12%	6%	36%	42%	3%
Asbestos	0	0	0	0	40	0	7	1	48	0%	0%	83%	0%	15%	2%
Assault & Bat	0	0	0	0	28	3	35	1	67	0%	0%	42%	4%	52%	1%
Auto - Pers Inj	47	2	49	28	2,179	24	2,830	209	5,319	1%	1%	41%	0%	53%	4%
Auto - Property	0	0	0	2	56	86	124	6	274	0%	1%	20%	31%	45%	2%
Book Account	1	7	8	54	438	626	724	25	1,875	0%	3%	23%	33%	39%	1%
Civil Rights	1	0	1	2	12	0	54	9	78	1%	3%	15%	0%	69%	12%
Complex Commerc	1	0	1	1	19	2	30	8	61	2%	2%	31%	3%	49%	13%
Condemnation	1	0	1	0	6	0	4	18	29	3%	0%	21%	0%	14%	62%
Construction	2	1	3	3	43	13	46	7	115	3%	3%	37%	11%	40%	6%
Contract/Commer	9	18	27	67	539	406	1,077	107	2,223	1%	3%	24%	18%	48%	5%
Employment	0	1	1	1	22	2	35	14	75	1%	1%	29%	3%	47%	19%
Lieu of P. Writ	1	16	17	4	16	0	77	13	127	13%	3%	13%	0%	61%	10%
Medical Malprac	15	0	15	4	109	0	98	20	246	6%	2%	44%	0%	40%	8%
Name Change	0	0	0	0	0	0	53	798	851	0%	0%	0%	0%	6%	94%
Other Insurance	0	1	1	5	18	8	70	14	116	1%	4%	16%	7%	60%	12%
Other MCL	0	0	0	0	22	0	256	4	282	0%	0%	8%	0%	91%	1%
Other Track 1	1	3	4	26	219	47	447	187	930	0%	3%	24%	5%	48%	20%
Other Track 3	5	2	7	10	202	2	282	72	575	1%	2%	35%	0%	49%	13%
Other Track 4	1	0	1	3	20	7	23	0	54	2%	6%	37%	13%	43%	0%
Personal Injury	20	0	20	40	991	19	1,110	157	2,337	1%	2%	42%	1%	47%	7%
Prod Liability	1	0	1	0	28	2	25	8	64	2%	0%	44%	3%	39%	13%
Prof Malpractic	3	0	3	4	68	0	51	11	137	2%	3%	50%	0%	37%	8%
PIP Coverage	0	0	0	1	15	0	26	6	48	0%	2%	31%	0%	54%	13%
Real Property	1	3	4	5	19	3	35	12	78	5%	6%	24%	4%	45%	15%
Tort Other	3	1	4	6	150	44	208	28	440	1%	1%	34%	10%	47%	6%
Toxic Tort	0	0	0	0	2	0	3	1	6	0%	0%	33%	0%	50%	17%
UM/UIM Bod Inj	6	0	6	1	118	5	161	14	305	2%	0%	39%	2%	53%	5%
<b>Total</b>	<b>119</b>	<b>55</b>	<b>174</b>	<b>271</b>	<b>5,381</b>	<b>1,311</b>	<b>7,905</b>	<b>1,751</b>	<b>16,793</b>	<b>1%</b>	<b>2%</b>	<b>32%</b>	<b>8%</b>	<b>47%</b>	<b>10%</b>



**CIVIL BACKLOG BY CASETYPE  
SEPTEMBER 2024  
STATE**

	<b>Total</b>	<b>Backlog</b>	<b>% chg</b>
Sep 22		31,762	
Sep 23		30,389	-4%
Sep 24		28,461	-6%



1) Casetypes with the state's largest backlogs are highlighted.