

**New Jersey Judiciary
CIVIL STATISTICS
August 2024**

TABLE OF CONTENTS

Introduction, Abbreviations, and Glossary	i
Tables and Graphs By County	1
Tables and Graphs by Case Type	
Atlantic	3
Bergen	7
Burlington	11
Camden	15
Cape May	19
Cumberland	23
Essex	27
Gloucester	31
Hudson	35
Hunterdon	39
Mercer	43
Middlesex	47
Monmouth	51
Morris	55
Ocean	59
Passaic	63
Salem	67
Somerset	71
Sussex	75
Union	79
Warren	83
State	87

INTRODUCTION

CIVIL STATISTICS provides court year-to-date civil-law statistics for New Jersey's twenty-one counties. Data is compiled from a monthly statistical extract of the Automated Case Management System.

The report provides 4-page summaries of filings, resolutions, clearance, backlog, and active pending by case type for counties and the state. Case type categories are based on the Case Information Statement (CIS). Some categories are consolidated as shown in the table on the next page.

GLOSSARY

Filings: Filings include new, reopened, reactivated, and transferred cases

Resolutions: Include trials, summary judgments, settlements, default judgments dismissals, inactivations, transfers, and other summary matters

Clearance: Resolutions minus filings

Backlog: Cases over case processing goal as listed below. Cases are aged from date of complaint exclusive of inactive and closed time.

 Track 1 backlog = over 12 months

 Track 2 backlog = over 18 months

 Track 3 backlog = over 24 months

 Track 4 backlog = over 24 months

Backlog Per 100 Monthly Filings: $(\text{backlog}) / (\text{average monthly filings in previous court year}) * 100$

Active Pending: Cases not resolved. Does not include inactive cases.

CIVIL STATISTICS is produced by the Administrative Office of the Courts' Quantitative Research Unit. Questions or comments can be directed to:

Quantitative Research Unit: PO Box 037, Trenton, NJ 08625
(609) 815-2900 x52530

CASE TYPE ABBREVIATIONS

TRACK I

Action on Negotiable Instrument (Act on New Inst)
Book Account
Name Change
Other Insurance Claim Including Declaratory Judgment Actions (other insurance)
PIP Coverage
Real Property
Other Track 1: Forfeiture, Summary Action, UM or UIM Claim, Lemon Law, Open Public Records Act, Tenancy, Miscellaneous, No Show Jurors
UM/UIM Coverage

TRACK II

Auto Negligence - Personal Injury
Auto Negligence - Property Damage
Construction
Contract/Commercial Transactions
Employment other than CEPA or LAD
Personal Injury
Tort - Other
UM/UIM Bodily Injury

TRACK III

Assault and Battery
Civil Rights
Condemnation
Medical Malpractice
Product Liability
Professional Malpractice
Toxic Tort
Other Track 3: Defamation, Inverse Condemnation, Whistle Blower/Conscientious, Employee Protection Act, Law Against Discrimination

TRACK IV

Action in Lieu of Prerogative Writ (Lieu of P. Writ)
Asbestos
Complex Commercial

Other Multicounty Litigation (formerly "mass tort") and/or Centrally Managed Cases:

Abilify, Allergen Biocell Textured Breast Implants, Asbestos, DePuy ASR Hip Implant, Elmiron
Pelvic Mesh - Bard, Pelvic Mesh - Gynecare, Physiomesh, Pinnacle Metal -on- Metal (MoM) Hip Implants,
Proceed Surgical Mesh/Proceed Ventral Patch, Prolene Hernia System Mesh, Proton-Pump Inhibitors, Singulair,
Strattice Hernia Mesh, Stryker Hip/ABG II, Stryker LFIT CoCr V40 Femoral Heads, Stryker Trident Hip Implants,
Talc-Powder, Tasigna, Taxotere/Docetaxel, Zostavax.

Other Track 4: Complex Construction, Cullen Lit., Environmental Coverage Litigation, False Claims, Insurance Fraud, Mt. Laurel

**CIVIL CASELOAD SUMMARY BY COUNTY
AUGUST 2024
STATE**

	Filings			Resolutions			Clearance		Backlog			Backlog Percent		Backlog Per 100 Monthly Filings		Active Pending		
	Jul 2023 to Aug 2023	Jul 2024 to Aug 2024	percent change	Jul 2023 to Aug 2023	Jul 2024 to Aug 2024	percent change	Aug 2024		Aug 2023	Aug 2024	percent change	Aug 2023	Aug 2024	Aug 2023	Aug 2024	Aug 2023	Aug 2024	percent change
							number	percent										
Atlantic	851	467	-45%	365	452	24%	-15	97%	4,531	5,639	24%	52%	62%	1,685	2,145	8,683	9,045	4%
Bergen	1,334	1,407	5%	1,303	1,351	4%	-56	96%	4,890	4,418	-10%	43%	41%	791	674	11,360	10,846	-5%
Burlington	430	464	8%	422	404	-4%	-60	87%	343	294	-14%	15%	12%	155	131	2,284	2,383	4%
Camden	659	699	6%	701	635	-9%	-64	91%	547	470	-14%	16%	13%	168	142	3,507	3,506	0%
Cape May	90	91	1%	90	84	-7%	-7	92%	90	101	12%	17%	19%	203	237	534	537	1%
Cumberland	144	123	-15%	125	131	5%	8	107%	159	147	-8%	21%	19%	239	222	760	770	1%
Essex	1,541	1,660	8%	1,468	1,632	11%	-28	98%	5,055	4,312	-15%	38%	34%	673	548	13,211	12,594	-5%
Gloucester	251	291	16%	259	266	3%	-25	91%	275	255	-7%	19%	17%	218	186	1,415	1,497	6%
Hudson	815	915	12%	803	812	1%	-103	89%	1,451	1,104	-24%	27%	21%	361	262	5,365	5,330	-1%
Hunterdon	96	114	19%	76	104	37%	-10	91%	165	170	3%	31%	29%	395	369	537	592	10%
Mercer	470	479	2%	504	428	-15%	-51	89%	811	841	4%	28%	29%	380	384	2,872	2,925	2%
Middlesex	1,310	1,269	-3%	1,152	1,288	12%	19	101%	6,451	6,191	-4%	49%	48%	1,023	946	13,079	12,932	-1%
Monmouth	720	801	11%	706	674	-5%	-127	84%	1,169	839	-28%	25%	19%	338	222	4,687	4,530	-3%
Morris	399	453	14%	362	420	16%	-33	93%	732	536	-27%	28%	21%	373	246	2,660	2,554	-4%
Ocean	477	611	28%	531	496	-7%	-115	81%	845	741	-12%	25%	21%	327	262	3,358	3,480	4%
Passaic	643	705	10%	640	673	5%	-32	95%	911	909	0%	22%	21%	296	270	4,088	4,318	6%
Salem	23	54	135%	45	39	-13%	-15	72%	44	35	-20%	24%	15%	229	143	183	235	28%
Somerset	278	334	20%	214	324	51%	-10	97%	510	488	-4%	30%	27%	379	326	1,726	1,825	6%
Sussex	118	108	-8%	87	104	20%	-4	96%	146	108	-26%	25%	20%	310	219	587	539	-8%
Union	807	859	6%	667	715	7%	-144	83%	1,148	955	-17%	23%	19%	300	237	4,999	5,121	2%
Warren	66	77	17%	66	85	29%	8	110%	128	115	-10%	32%	29%	396	329	396	401	1%
Total	11,522	11,981	4%	10,586	11,117	5%	-864	93%	30,401	28,668	-6%	35%	33%	560	501	86,291	85,960	0%

CIVIL BACKLOG SUMMARY BY CASETYPE

August 2024

STATE

	Cases in Backlog															
	Track 1					Track 2				Track 3			Track 4			Total Backlog
	12 to 18 months	18 to 24 months	24 to 36 months	over 36 months	Total Track 1	18 to 24 months	24 to 36 months	over 36 months	Total Track 2	24 to 36 months	over 36 months	Total Track 3	24 to 36 months	over 36 months	Total Track 4	
Atlantic	16	5	5	9	35	187	124	54	365	40	33	73	1,230	3,936	5,166	5,639
Bergen	44	19	8	1	72	662	482	181	1,325	154	165	319	358	2,344	2,702	4,418
Burlington	0	0	0	0	0	134	58	15	207	42	30	72	8	7	15	294
Camden	16	6	4	0	26	200	88	24	312	68	49	117	2	13	15	470
Cape May	0	0	1	3	4	30	23	4	57	26	10	36	0	4	4	101
Cumberland	7	4	1	1	13	44	41	11	96	18	15	33	1	4	5	147
Essex	82	45	31	28	186	1,063	1,134	920	3,117	447	469	916	24	69	93	4,312
Gloucester	13	4	2	3	22	96	52	20	168	29	22	51	3	11	14	255
Hudson	37	14	13	17	81	429	254	118	801	65	71	136	31	55	86	1,104
Hunterdon	2	1	7	1	11	22	38	32	92	29	27	56	4	7	11	170
Mercer	4	1	2	2	9	167	155	93	415	192	203	395	10	12	22	841
Middlesex	37	5	5	1	48	748	521	193	1,462	168	109	277	125	4,279	4,404	6,191
Monmouth	38	9	12	7	66	294	172	90	556	100	73	173	20	24	44	839
Morris	6	1	1	0	8	167	125	12	304	85	108	193	12	19	31	536
Ocean	31	6	18	4	59	232	229	80	541	70	63	133	4	4	8	741
Passaic	23	13	11	7	54	296	214	100	610	127	97	224	6	15	21	909
Salem	2	0	1	1	4	11	8	4	23	4	1	5	1	2	3	35
Somerset	5	4	1	2	12	136	130	100	366	32	51	83	12	15	27	488
Sussex	1	1	0	0	2	40	28	6	74	13	17	30	0	2	2	108
Union	43	26	11	8	88	357	234	111	702	60	79	139	5	21	26	955
Warren	4	2	4	0	10	30	22	21	73	10	18	28	0	4	4	115
Total	411	166	138	95	810	5,345	4,132	2,189	11,666	1,779	1,710	3,489	1,856	10,847	12,703	28,668

CIVIL CASELOAD SUMMARY BY CASETYPE
AUGUST 2024
ATLANTIC

	Filings			Resolutions			Clearance		Backlog			Backlog Percent		Backlog Per 100 Monthly Filings		Active Pending		
	Jul 2023 to Aug 2023	Jul 2024 to Aug 2024	percent change	Jul 2023 to Aug 2023	Jul 2024 to Aug 2024	percent change	Aug 2024		Aug 2023	Aug 2024	percent change	Aug 2023	Aug 2024	Aug 2023	Aug 2024	Aug 2023	Aug 2024	percent change
							number	percent										
Act on Neg Inst	0	1		1	1	0%	0	100%	0	0	0%	0%	0%	0	0	1	1	0%
Asbestos	0	0	0%	0	0	0%	0	100%	0	0	0%	0%	0%	0	0	0	0	0%
Assault & Bat	2	1	-50%	0	4		3	400%	4	6	50%	25%	60%	1,200	1,440	16	10	-38%
Auto - Pers Inj	112	93	-17%	104	105	1%	12	113%	193	168	-13%	24%	24%	349	347	809	703	-13%
Auto - Property	3	2	-33%	5	7	40%	5	350%	0	1		0%	4%	0	29	18	25	39%
Book Account	56	61	9%	28	76	171%	15	125%	11	9	-18%	6%	5%	41	32	182	167	-8%
Civil Rights	1	6	500%	4	2	-50%	-4	33%	7	5	-29%	33%	23%	560	300	21	22	5%
Complex Comm	1	1	0%	1	1	0%	0	100%	4	2	-50%	44%	50%	600	800	9	4	-56%
Condemnation	0	0	0%	0	0	0%	0	100%	0	0	0%	0%	0%	0	0	0	0	0%
Construction	7	8	14%	3	1	-67%	-7	13%	8	9	13%	28%	26%	384	415	29	35	21%
Contract/Comm	46	54	17%	39	33	-15%	-21	61%	23	18	-22%	11%	9%	97	82	210	211	0%
Employment	0	1		1	2	100%	1	200%	2	3	50%	14%	25%	200	277	14	12	-14%
Lieu of P. Writ	3	2	-33%	0	2		0	100%	2	0	-100%	13%	0%	171	0	16	14	-13%
Medical Malprac	6	4	-33%	9	9	0%	5	225%	41	29	-29%	49%	38%	1,968	1,055	83	77	-7%
Name Change	14	12	-14%	9	27	200%	15	225%	0	0	0%	0%	0%	0	0	16	17	6%
Other Insurance	3	0	-100%	8	2	-75%	2	100%	3	3	0%	33%	38%	300	300	9	8	-11%
Other MCL	435	79	-82%	23	29	26%	-50	37%	3,969	5,159	30%	64%	77%	5,830	7,477	6,158	6,716	9%
Other Track 1	35	29	-17%	30	32	7%	3	110%	29	21	-28%	25%	23%	208	169	114	90	-21%
Other Track 3	16	16	0%	19	17	-11%	1	106%	34	24	-29%	23%	17%	404	306	145	142	-2%
Other Track 4	2	0	-100%	0	1		1	100%	7	5	-29%	54%	50%	1,200	1,200	13	10	-23%
Personal Injury	86	69	-20%	57	74	30%	5	107%	143	141	-1%	23%	24%	361	379	618	594	-4%
Prod Liability	3	4	33%	4	5	25%	1	125%	5	2	-60%	31%	7%	316	73	16	28	75%
Prof Malpractic	1	2	100%	0	2		0	100%	9	7	-22%	35%	24%	1,080	525	26	29	12%
PIP Coverage	0	0	0%	1	1	0%	1	100%	2	1	-50%	50%	25%	300	240	4	4	0%
Real Property	2	4	100%	0	3		-1	75%	3	1	-67%	27%	13%	327	100	11	8	-27%
Tort Other	6	12	100%	9	6	-33%	-6	50%	16	15	-6%	23%	24%	315	316	71	63	-11%
Toxic Tort	0	0	0%	0	0	0%	0	100%	1	0	-100%	50%	0%	0	0	2	1	-50%
UM/UIM Bod Inj	11	6	-45%	10	10	0%	4	167%	15	10	-33%	21%	19%	316	240	72	54	-25%
Total	851	467	-45%	365	452	24%	-15	97%	4,531	5,639	24%	52%	62%	1,685	2,145	8,683	9,045	4%

CIVIL BACKLOG SUMMARY BY CASETYPE

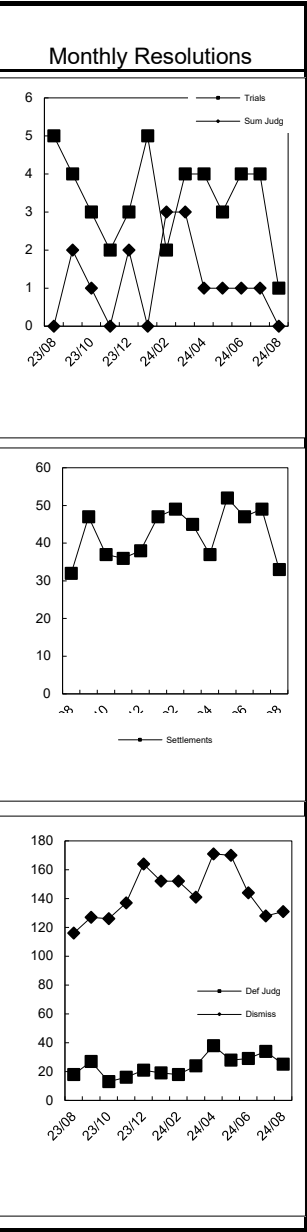
August 2024

ATLANTIC

	Cases in Backlog															
	Track 1					Track 2				Track 3			Track 4			Total Backlog
	12 to 18 months	18 to 24 months	24 to 36 months	over 36 months	Total Track 1	18 to 24 months	24 to 36 months	over 36 months	Total Track 2	24 to 36 months	over 36 months	Total Track 3	24 to 36 months	over 36 months	Total Track 4	
Act on Neg Inst	0	0	0	0	0	0	0	0	0	0	0	0	0	0	0	0
Asbestos	0	0	0	0	0	0	0	0	0	0	0	0	0	0	0	0
Assault & Bat	0	0	0	0	0	0	0	0	0	5	1	6	0	0	0	6
Auto - Pers Inj	0	0	0	0	0	84	64	20	168	0	0	0	0	0	0	168
Auto - Property	0	0	0	0	0	1	0	0	1	0	0	0	0	0	0	1
Book Account	5	2	0	2	9	0	0	0	0	0	0	0	0	0	0	9
Civil Rights	0	0	0	0	0	0	0	0	0	3	2	5	0	0	0	5
Complex Commerc	0	0	0	0	0	0	0	0	0	0	0	0	1	1	2	2
Condemnation	0	0	0	0	0	0	0	0	0	0	0	0	0	0	0	0
Construction	0	0	0	0	0	3	3	3	9	0	0	0	0	0	0	9
Contract/Commer	0	0	0	0	0	12	3	3	18	0	0	0	0	0	0	18
Employment	0	0	0	0	0	2	1	0	3	0	0	0	0	0	0	3
Lieu of P. Writ	0	0	0	0	0	0	0	0	0	0	0	0	0	0	0	0
Medical Malprac	0	0	0	0	0	0	0	0	0	11	18	29	0	0	0	29
Name Change	0	0	0	0	0	0	0	0	0	0	0	0	0	0	0	0
Other Insurance	1	0	1	1	3	0	0	0	0	0	0	0	0	0	0	3
Other MCL	0	0	0	0	0	0	0	0	0	0	0	0	1,229	3,930	5,159	5,159
Other Track 1	9	3	3	6	21	0	0	0	0	0	0	0	0	0	0	21
Other Track 3	0	0	0	0	0	0	0	0	0	16	8	24	0	0	0	24
Other Track 4	0	0	0	0	0	0	0	0	0	0	0	0	0	5	5	5
Personal Injury	0	0	0	0	0	76	43	22	141	0	0	0	0	0	0	141
Prod Liability	0	0	0	0	0	0	0	0	0	1	1	2	0	0	0	2
Prof Malpractic	0	0	0	0	0	0	0	0	0	4	3	7	0	0	0	7
PIP Coverage	0	0	1	0	1	0	0	0	0	0	0	0	0	0	0	1
Real Property	1	0	0	0	1	0	0	0	0	0	0	0	0	0	0	1
Tort Other	0	0	0	0	0	6	5	4	15	0	0	0	0	0	0	15
Toxic Tort	0	0	0	0	0	0	0	0	0	0	0	0	0	0	0	0
UM/UIM Bod Inj	0	0	0	0	0	3	5	2	10	0	0	0	0	0	0	10
Total	16	5	5	9	35	187	124	54	365	40	33	73	1,230	3,936	5,166	5,639

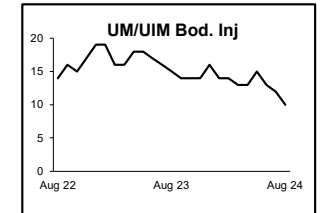
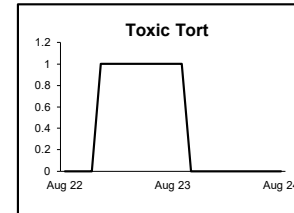
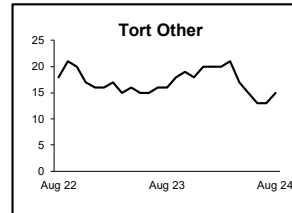
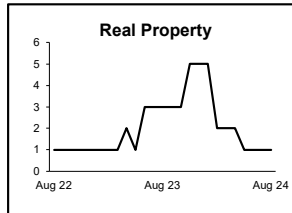
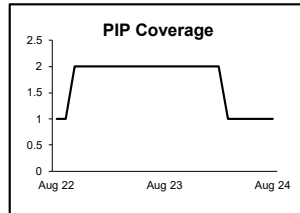
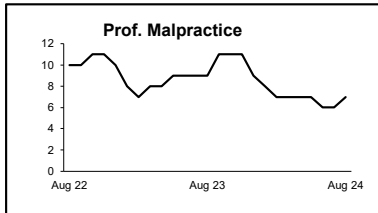
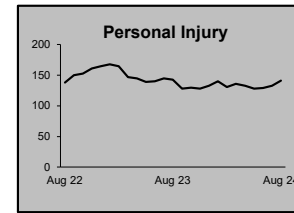
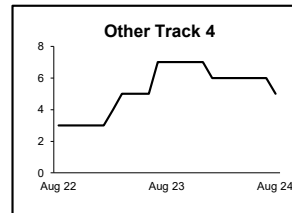
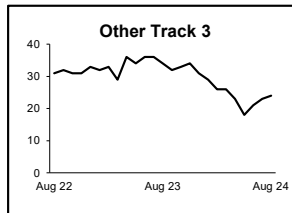
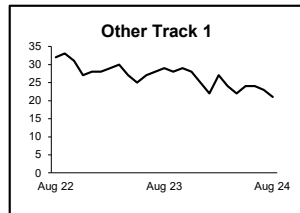
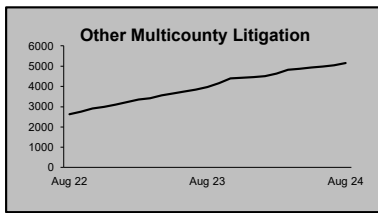
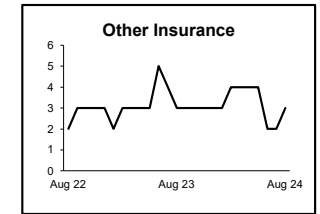
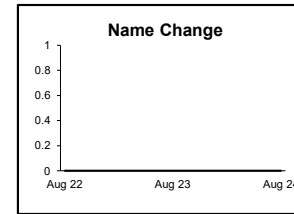
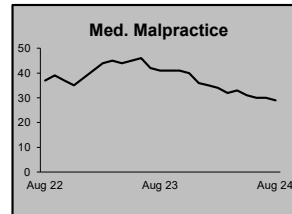
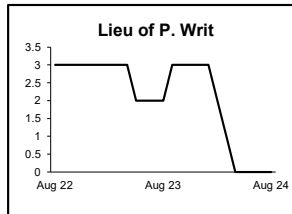
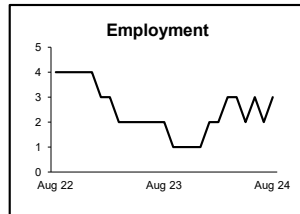
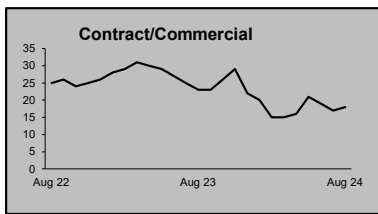
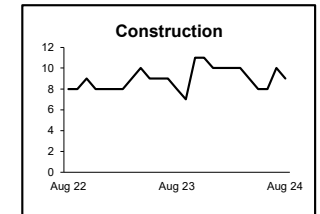
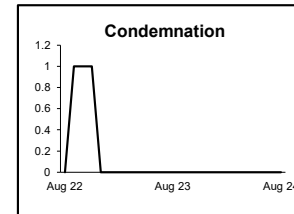
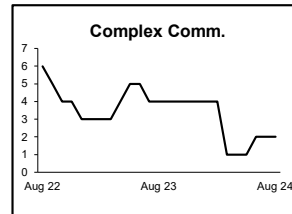
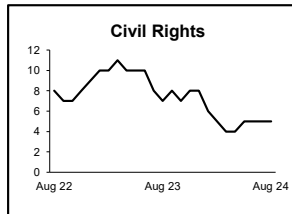
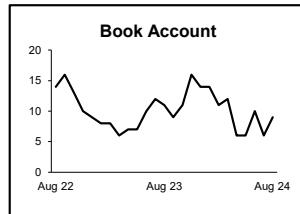
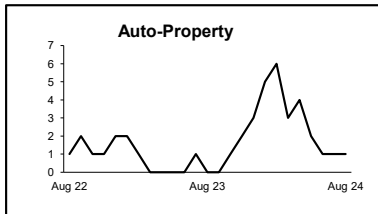
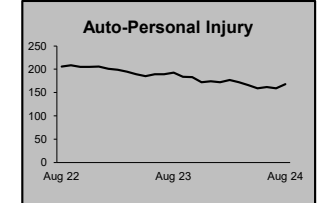
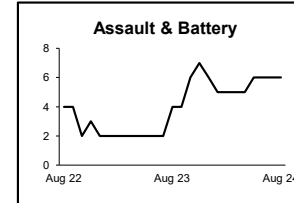
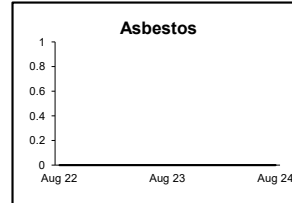
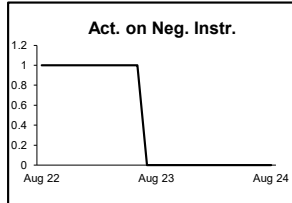
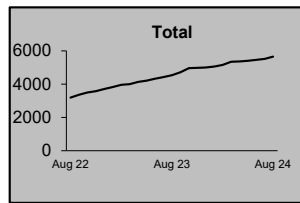
**CIVIL RESOLUTION SUMMARY BY CASETYPE
JULY 2024 - AUGUST 2024
ATLANTIC**

	Trial			Summary					Total	Percent resolved by					
	Jury	Nonjury	Total	Judgment	Settlement	Default Judgment	Dismiss	Other		Trial	Sum Jud	Settle	Default J	Dismiss	Other
Act on Neg Inst	0	0	0	0	0	1	0	0	1	0%	0%	0%	100%	0%	0%
Asbestos	0	0	0	0	0	0	0	0	0	0%	0%	0%	0%	0%	0%
Assault & Bat	0	0	0	0	0	0	4	0	4	0%	0%	0%	0%	100%	0%
Auto - Pers Inj	1	0	1	0	27	1	72	4	105	1%	0%	26%	1%	69%	4%
Auto - Property	0	0	0	0	0	2	5	0	7	0%	0%	0%	29%	71%	0%
Book Account	0	0	0	0	14	41	21	0	76	0%	0%	18%	54%	28%	0%
Civil Rights	0	0	0	0	0	0	1	1	2	0%	0%	0%	0%	50%	50%
Complex Commerc	0	0	0	0	0	0	1	0	1	0%	0%	0%	0%	100%	0%
Condemnation	0	0	0	0	0	0	0	0	0	0%	0%	0%	0%	0%	0%
Construction	0	0	0	0	0	1	0	0	1	0%	0%	0%	100%	0%	0%
Contract/Commer	0	0	0	0	5	8	18	2	33	0%	0%	15%	24%	55%	6%
Employment	0	0	0	0	0	0	2	0	2	0%	0%	0%	0%	100%	0%
Lieu of P. Writ	0	0	0	0	0	0	1	1	2	0%	0%	0%	0%	50%	50%
Medical Malprac	2	0	2	0	3	0	4	0	9	22%	0%	33%	0%	44%	0%
Name Change	0	0	0	0	0	0	0	27	27	0%	0%	0%	0%	0%	100%
Other Insurance	0	0	0	0	0	0	2	0	2	0%	0%	0%	0%	100%	0%
Other MCL	0	0	0	0	0	0	29	0	29	0%	0%	0%	0%	100%	0%
Other Track 1	1	0	1	0	8	3	13	7	32	3%	0%	25%	9%	41%	22%
Other Track 3	0	0	0	0	2	0	15	0	17	0%	0%	12%	0%	88%	0%
Other Track 4	0	0	0	0	0	1	0	0	1	0%	0%	0%	100%	0%	0%
Personal Injury	1	0	1	0	19	0	51	3	74	1%	0%	26%	0%	69%	4%
Prod Liability	0	0	0	0	0	0	5	0	5	0%	0%	0%	0%	100%	0%
Prof Malpractic	0	0	0	0	2	0	0	0	2	0%	0%	100%	0%	0%	0%
PIP Coverage	0	0	0	0	0	0	1	0	1	0%	0%	0%	0%	100%	0%
Real Property	0	0	0	0	1	0	2	0	3	0%	0%	33%	0%	67%	0%
Tort Other	0	0	0	0	1	0	4	1	6	0%	0%	17%	0%	67%	17%
Toxic Tort	0	0	0	0	0	0	0	0	0	0%	0%	0%	0%	0%	0%
UM/UIM Bod Inj	0	0	0	1	0	1	8	0	10	0%	10%	0%	10%	80%	0%
Total	5	0	5	1	82	59	259	46	452	1%	0%	18%	13%	57%	10%



**CIVIL BACKLOG BY CASETYPE
AUGUST 2024
ATLANTIC**

	Total	Backlog	% chg
Aug 22		3,191	
Aug 23		4,531	42%
Aug 24		5,639	24%



1) Casetypes with the state's largest backlogs are highlighted.

**CIVIL CASELOAD SUMMARY BY CASETYPE
AUGUST 2024
BERGEN**

	Filings			Resolutions			Clearance		Backlog			Backlog Percent		Backlog Per 100 Monthly Filings		Active Pending		
	Jul 2023 to Aug 2023	Jul 2024 to Aug 2024	percent change	Jul 2023 to Aug 2023	Jul 2024 to Aug 2024	percent change	Aug 2024		Aug 2023	Aug 2024	percent change	Aug 2023	Aug 2024	Aug 2023	Aug 2024	Aug 2023	Aug 2024	percent change
							number	percent										
Act on Neg Inst	5	4	-20%	3	5	67%	1	125%	1	1	0%	8%	7%	71	67	12	14	17%
Asbestos	0	0	0%	0	0	0%	0	100%	0	0	0%	0%	0%	0	0	0	0	0%
Assault & Bat	4	4	0%	1	3	200%	-1	75%	25	27	8%	48%	64%	1,579	2,945	52	42	-19%
Auto - Pers Inj	410	477	16%	431	426	-1%	-51	89%	896	613	-32%	28%	20%	464	289	3,185	3,052	-4%
Auto - Property	11	12	9%	10	23	130%	11	192%	7	7	0%	8%	9%	87	83	84	74	-12%
Book Account	170	206	21%	126	186	48%	-20	90%	44	33	-25%	9%	6%	59	36	473	569	20%
Civil Rights	5	11	120%	5	3	-40%	-8	27%	8	19	138%	20%	40%	384	912	40	47	18%
Complex Commerc	6	9	50%	9	4	-56%	-5	44%	25	25	0%	35%	36%	566	600	71	69	-3%
Condemnation	0	0	0%	2	0	-100%	0	100%	1	2	100%	20%	29%	200	2,400	5	7	40%
Construction	10	15	50%	11	11	0%	-4	73%	30	36	20%	37%	38%	571	645	82	95	16%
Contract/Commer	197	207	5%	180	163	-9%	-44	79%	159	131	-18%	18%	14%	169	140	888	935	5%
Employment	4	9	125%	5	4	-20%	-5	44%	8	8	0%	28%	28%	310	310	29	29	0%
Lieu of P. Writ	11	14	27%	15	9	-40%	-5	64%	12	8	-33%	26%	16%	360	171	47	50	6%
Medical Malprac	15	17	13%	23	20	-13%	3	118%	150	146	-3%	49%	52%	1,782	1,685	304	283	-7%
Name Change	52	54	4%	41	64	56%	10	119%	0	0	0%	0%	0%	0	0	60	50	-17%
Other Insurance	8	12	50%	10	9	-10%	-3	75%	7	15	114%	19%	30%	150	277	37	50	35%
Other MCL	92	16	-83%	126	56	-56%	40	350%	2,834	2,651	-6%	84%	93%	16,671	37,426	3,383	2,857	-16%
Other Track 1	56	62	11%	46	77	67%	15	124%	15	16	7%	9%	10%	53	45	160	166	4%
Other Track 3	35	29	-17%	23	29	26%	0	100%	41	69	68%	14%	20%	230	339	283	338	19%
Other Track 4	1	4	300%	10	3	-70%	-1	75%	26	17	-35%	58%	40%	1,357	887	45	43	-4%
Personal Injury	176	152	-14%	135	170	26%	18	112%	457	461	1%	29%	31%	526	579	1,597	1,488	-7%
Prod Liability	2	15	650%	6	4	-33%	-11	27%	11	6	-45%	38%	7%	574	85	29	89	207%
Prof Malpractic	4	5	25%	15	14	-7%	9	280%	47	47	0%	46%	45%	1,763	1,044	103	104	1%
PIP Coverage	5	2	-60%	3	4	33%	2	200%	4	2	-50%	20%	18%	185	141	20	11	-45%
Real Property	8	4	-50%	11	8	-27%	4	200%	4	8	100%	14%	28%	126	240	29	29	0%
Tort Other	32	47	47%	32	32	0%	-15	68%	51	52	2%	24%	24%	303	309	210	221	5%
Toxic Tort	1	0	-100%	1	0	-100%	0	100%	2	2	0%	33%	50%	800	2,400	6	4	-33%
UM/UIM Bod Inj	14	20	43%	23	24	4%	4	120%	25	16	-36%	20%	12%	283	149	126	130	3%
Total	1,334	1,407	5%	1,303	1,351	4%	-56	96%	4,890	4,418	-10%	43%	41%	791	674	11,360	10,846	-5%

CIVIL BACKLOG SUMMARY BY CASETYPE

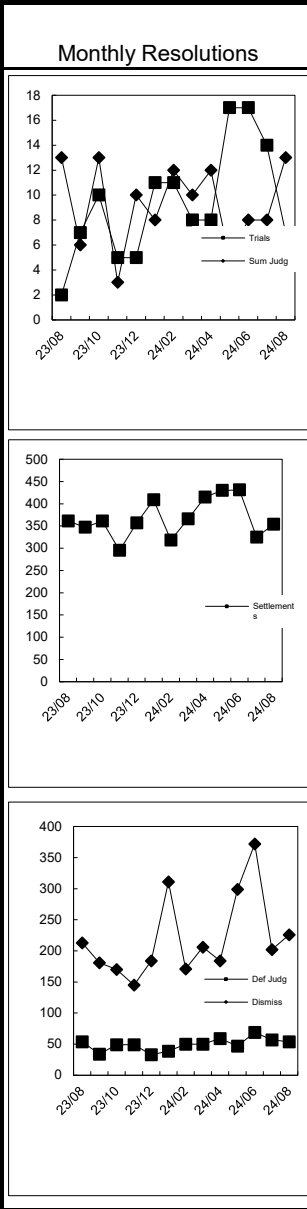
August 2024

BERGEN

	Cases in Backlog															Total Backlog
	Track 1					Track 2				Track 3			Track 4			
	12 to 18 months	18 to 24 months	24 to 36 months	over 36 months	Total Track 1	18 to 24 months	24 to 36 months	over 36 months	Total Track 2	24 to 36 months	over 36 months	Total Track 3	24 to 36 months	over 36 months	Total Track 4	
Act on Neg Inst	1	0	0	0	1	0	0	0	0	0	0	0	0	0	0	1
Asbestos	0	0	0	0	0	0	0	0	0	0	0	0	0	0	0	0
Assault & Bat	0	0	0	0	0	0	0	0	0	10	17	27	0	0	0	27
Auto - Pers Inj	0	0	0	0	0	313	224	76	613	0	0	0	0	0	0	613
Auto - Property	0	0	0	0	0	4	3	0	7	0	0	0	0	0	0	7
Book Account	25	5	3	0	33	0	0	0	0	0	0	0	0	0	0	33
Civil Rights	0	0	0	0	0	0	0	0	0	11	8	19	0	0	0	19
Complex Comm	0	0	0	0	0	0	0	0	0	0	0	0	10	15	25	25
Condemnation	0	0	0	0	0	0	0	0	0	1	1	2	0	0	0	2
Construction	0	0	0	0	0	13	9	14	36	0	0	0	0	0	0	36
Contract/Comm	0	0	0	0	0	55	49	27	131	0	0	0	0	0	0	131
Employment	0	0	0	0	0	2	5	1	8	0	0	0	0	0	0	8
Lieu of P. Writ	0	0	0	0	0	0	0	0	0	0	0	0	4	4	8	8
Medical Malprac	0	0	0	0	0	0	0	0	0	57	89	146	0	0	0	146
Name Change	0	0	0	0	0	0	0	0	0	0	0	0	0	0	0	0
Other Insurance	7	7	1	0	15	0	0	0	0	0	0	0	0	0	0	15
Other MCL	0	0	0	0	0	0	0	0	0	0	0	0	334	2,317	2,651	2,651
Other Track 1	8	2	3	0	13	0	1	0	1	1	0	1	1	0	1	16
Other Track 3	0	0	0	0	0	0	0	0	0	47	22	69	0	0	0	69
Other Track 4	0	0	0	0	0	0	0	0	0	0	0	0	9	8	17	17
Personal Injury	0	0	0	0	0	235	177	49	461	0	0	0	0	0	0	461
Prod Liability	0	0	0	0	0	0	0	0	0	3	3	6	0	0	0	6
Prof Malpractic	0	0	0	0	0	0	0	0	0	23	24	47	0	0	0	47
PIP Coverage	0	1	0	1	2	0	0	0	0	0	0	0	0	0	0	2
Real Property	3	4	1	0	8	0	0	0	0	0	0	0	0	0	0	8
Tort Other	0	0	0	0	0	28	11	13	52	0	0	0	0	0	0	52
Toxic Tort	0	0	0	0	0	0	0	0	0	1	1	2	0	0	0	2
UM/UIM Bod Inj	0	0	0	0	0	12	3	1	16	0	0	0	0	0	0	16
Total	44	19	8	1	72	662	482	181	1,325	154	165	319	358	2,344	2,702	4,418

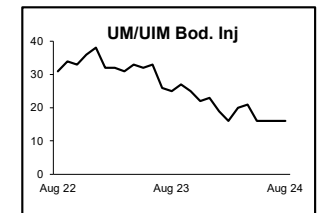
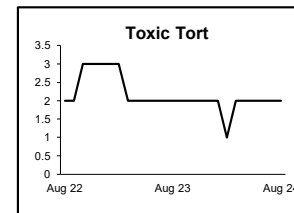
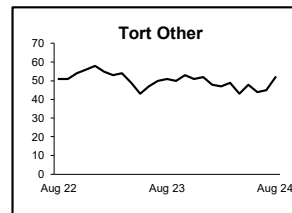
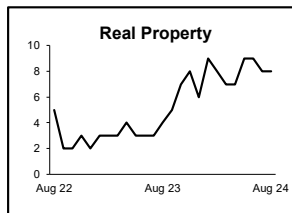
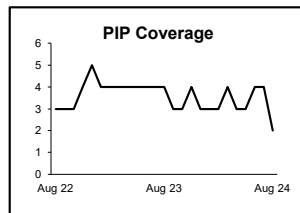
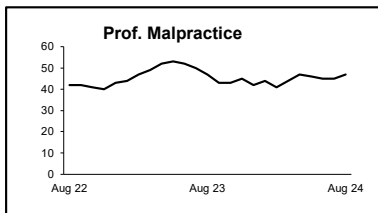
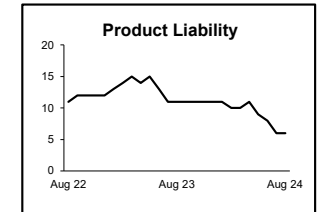
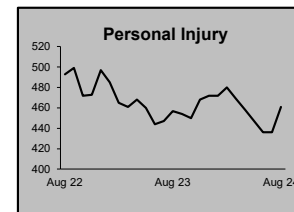
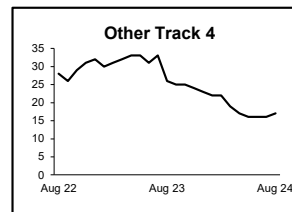
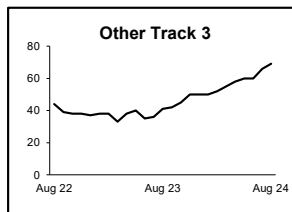
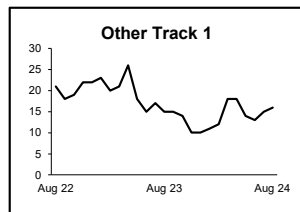
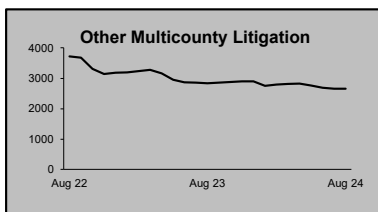
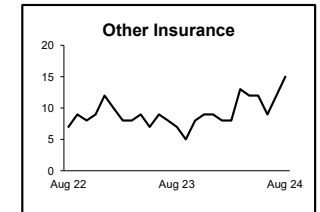
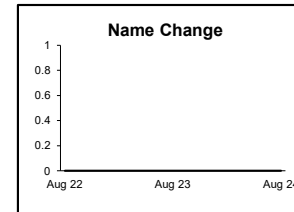
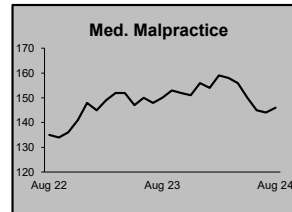
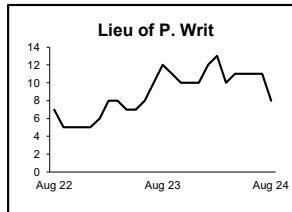
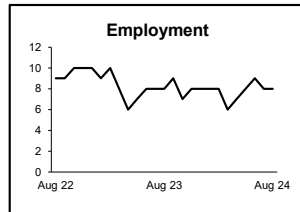
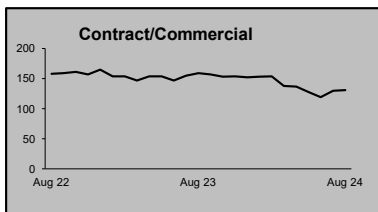
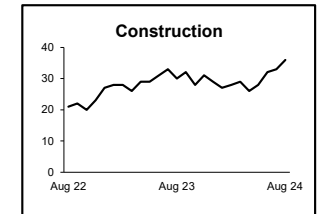
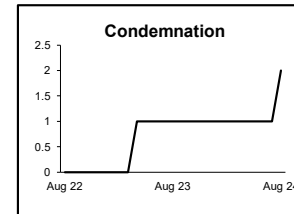
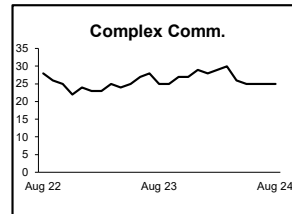
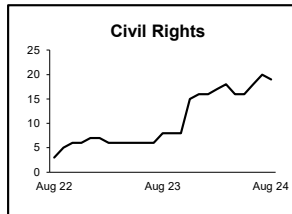
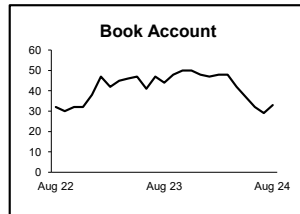
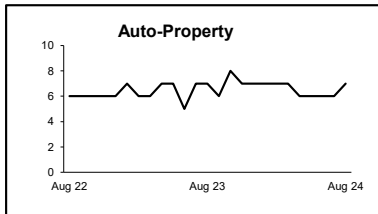
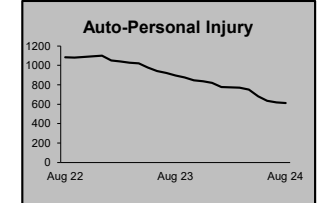
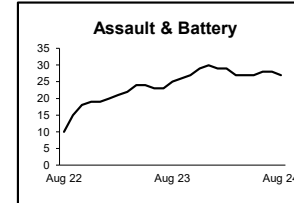
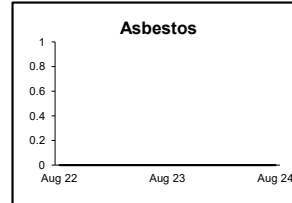
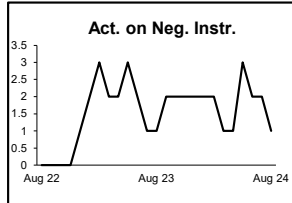
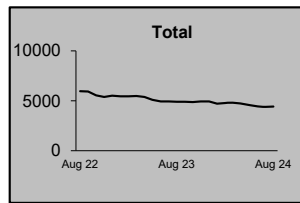
**CIVIL RESOLUTION SUMMARY BY CASETYPE
JULY 2024 - AUGUST 2024
BERGEN**

	Trial			Summary					Total	Percent resolved by						Monthly Resolutions
	Jury	Nonjury	Total	Judgment	Settlement	Default Judgment	Dismiss	Other		Trial	Sum Jud	Settle	Default J	Dismiss	Other	
Act on Neg Inst	0	0	0	3	0	1	1	0	5	0%	60%	0%	20%	20%	0%	
Asbestos	0	0	0	0	0	0	0	0	0	0%	0%	0%	0%	0%	0%	
Assault & Bat	0	0	0	0	2	0	0	1	3	0%	0%	67%	0%	0%	33%	
Auto - Pers Inj	7	0	7	0	305	2	107	5	426	2%	0%	72%	0%	25%	1%	
Auto - Property	0	0	0	0	8	6	9	0	23	0%	0%	35%	26%	39%	0%	
Book Account	0	1	1	4	55	75	50	1	186	1%	2%	30%	40%	27%	1%	
Civil Rights	0	0	0	1	0	0	2	0	3	0%	33%	0%	0%	67%	0%	
Complex Commerc	0	0	0	0	3	0	0	1	4	0%	0%	75%	0%	0%	25%	
Condemnation	0	0	0	0	0	0	0	0	0	0%	0%	0%	0%	0%	0%	
Construction	0	0	0	0	5	0	6	0	11	0%	0%	45%	0%	55%	0%	
Contract/Commer	3	2	5	3	57	19	72	7	163	3%	2%	35%	12%	44%	4%	
Employment	0	1	1	0	1	0	1	1	4	25%	0%	25%	0%	25%	25%	
Lieu of P. Writ	0	1	1	0	3	0	5	0	9	11%	0%	33%	0%	56%	0%	
Medical Malprac	4	0	4	0	9	0	7	0	20	20%	0%	45%	0%	35%	0%	
Name Change	0	0	0	0	0	0	4	60	64	0%	0%	0%	0%	6%	94%	
Other Insurance	0	0	0	0	1	1	6	1	9	0%	0%	11%	11%	67%	11%	
Other MCL	0	0	0	0	13	0	43	0	56	0%	0%	23%	0%	77%	0%	
Other Track 1	0	0	0	4	28	5	40	0	77	0%	5%	36%	6%	52%	0%	
Other Track 3	0	0	0	1	19	1	7	1	29	0%	3%	66%	3%	24%	3%	
Other Track 4	0	0	0	0	1	0	2	0	3	0%	0%	33%	0%	67%	0%	
Personal Injury	0	0	0	4	121	0	37	8	170	0%	2%	71%	0%	22%	5%	
Prod Liability	0	0	0	0	4	0	0	0	4	0%	0%	100%	0%	0%	0%	
Prof Malpractic	1	0	1	0	8	0	5	0	14	7%	0%	57%	0%	36%	0%	
PIP Coverage	0	0	0	0	3	0	1	0	4	0%	0%	75%	0%	25%	0%	
Real Property	0	0	0	1	2	0	3	2	8	0%	13%	25%	0%	38%	25%	
Tort Other	0	0	0	0	16	1	12	3	32	0%	0%	50%	3%	38%	9%	
Toxic Tort	0	0	0	0	0	0	0	0	0	0%	0%	0%	0%	0%	0%	
UM/UIM Bod Inj	1	0	1	0	15	0	8	0	24	4%	0%	63%	0%	33%	0%	
Total	16	5	21	21	679	111	428	91	1,351	2%	2%	50%	8%	32%	7%	



**CIVIL BACKLOG BY CASETYPE
AUGUST 2024
BERGEN**

	Total	
	Backlog	% chg
Aug 22	5,946	
Aug 23	4,890	-18%
Aug 24	4,418	-10%



1) Casetypes with the state's largest backlogs are highlighted.

**CIVIL CASELOAD SUMMARY BY CASETYPE
AUGUST 2024
BURLINGTON**

	Filings			Resolutions			Clearance		Backlog			Backlog Percent		Backlog Per 100 Monthly Filings		Active Pending		
	Jul 2023 to Aug 2023	Jul 2024 to Aug 2024	percent change	Jul 2023 to Aug 2023	Jul 2024 to Aug 2024	percent change	Aug 2024		Aug 2023	Aug 2024	percent change	Aug 2023	Aug 2024	Aug 2023	Aug 2024	Aug 2023	Aug 2024	percent change
							number	percent										
Act on Neg Inst	4	1	-75%	7	2	-71%	1	200%	0	0	0%	0%	0%	0	0	5	7	40%
Asbestos	0	0	0%	0	0	0%	0	100%	0	0	0%	0%	0%	0	0	0	0	0%
Assault & Bat	2	1	-50%	1	0	-100%	-1	0%	9	15	67%	38%	71%	1,350	3,600	24	21	-13%
Auto - Pers Inj	121	125	3%	102	98	-4%	-27	78%	122	95	-22%	17%	12%	225	167	736	778	6%
Auto - Property	4	3	-25%	4	6	50%	3	200%	0	2		0%	8%	0	65	25	24	-4%
Book Account	39	63	62%	47	48	2%	-15	76%	0	0	0%	0%	0%	0	0	124	166	34%
Civil Rights	5	2	-60%	6	1	-83%	-1	50%	6	2	-67%	50%	17%	288	150	12	12	0%
Complex Commer	1	3	200%	1	3	200%	0	100%	5	5	0%	31%	31%	857	500	16	16	0%
Condemnation	0	0	0%	0	0	0%	0	100%	0	0	0%	0%	0%	0	0	7	1	-86%
Construction	2	3	50%	3	3	0%	0	100%	4	3	-25%	24%	20%	240	225	17	15	-12%
Contract/Commer	87	81	-7%	80	87	9%	6	107%	37	32	-14%	10%	9%	85	77	381	375	-2%
Employment	1	0	-100%	1	2	100%	2	100%	1	1	0%	14%	9%	120	100	7	11	57%
Lieu of P. Writ	4	4	0%	6	2	-67%	-2	50%	0	0	0%	0%	0%	0	0	14	13	-7%
Medical Malprac	7	12	71%	5	6	20%	-6	50%	42	36	-14%	32%	28%	764	732	133	130	-2%
Name Change	41	36	-12%	29	40	38%	4	111%	0	0	0%	0%	0%	0	0	34	44	29%
Other Insurance	2	2	0%	0	1		-1	50%	0	0	0%	0%	0%	0	0	8	7	-13%
Other MCL	0	0	0%	0	0	0%	0	100%	0	0	0%	0%	0%	0	0	0	0	0%
Other Track 1	29	30	3%	22	24	9%	-6	80%	1	0	-100%	2%	0%	8	0	62	60	-3%
Other Track 3	22	16	-27%	33	22	-33%	6	138%	10	7	-30%	8%	5%	77	52	127	149	17%
Other Track 4	2	3	50%	2	3	50%	0	100%	5	10	100%	24%	42%	375	667	21	24	14%
Personal Injury	39	55	41%	45	29	-36%	-26	53%	67	62	-7%	19%	17%	281	248	360	357	-1%
Prod Liability	1	3	200%	7	0	-100%	-3	0%	5	5	0%	42%	29%	545	545	12	17	42%
Prof Malpractic	0	2		0	3		1	150%	7	7	0%	28%	23%	764	494	25	31	24%
PIP Coverage	1	0	-100%	1	1	0%	1	100%	0	0	0%	0%	0%	0	0	2	0	-100%
Real Property	2	1	-50%	2	3	50%	2	300%	0	0	0%	0%	0%	0	0	6	8	33%
Tort Other	9	8	-11%	8	10	25%	2	125%	15	5	-67%	23%	9%	250	82	66	54	-18%
Toxic Tort	0	0	0%	0	0	0%	0	100%	0	0	0%	0%	0%	0	0	1	3	200%
UM/UIB Bod Inj	5	10	100%	10	10	0%	0	100%	7	7	0%	12%	12%	135	158	59	60	2%
Total	430	464	8%	422	404	-4%	-60	87%	343	294	-14%	15%	12%	155	131	2,284	2,383	4%

CIVIL BACKLOG SUMMARY BY CASETYPE

August 2024

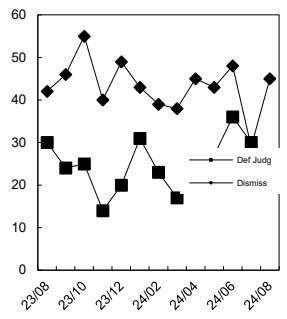
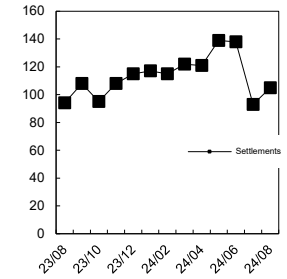
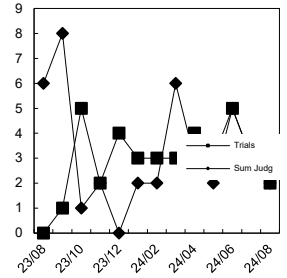
BURLINGTON

	Cases in Backlog															
	Track 1					Track 2				Track 3			Track 4			Total Backlog
	12 to 18 months	18 to 24 months	24 to 36 months	over 36 months	Total Track 1	18 to 24 months	24 to 36 months	over 36 months	Total Track 2	24 to 36 months	over 36 months	Total Track 3	24 to 36 months	over 36 months	Total Track 4	
Act on Neg Inst	0	0	0	0	0	0	0	0	0	0	0	0	0	0	0	0
Asbestos	0	0	0	0	0	0	0	0	0	0	0	0	0	0	0	0
Assault & Bat	0	0	0	0	0	0	0	0	0	8	7	15	0	0	0	15
Auto - Pers Inj	0	0	0	0	0	61	28	6	95	0	0	0	0	0	0	95
Auto - Property	0	0	0	0	0	2	0	0	2	0	0	0	0	0	0	2
Book Account	0	0	0	0	0	0	0	0	0	0	0	0	0	0	0	0
Civil Rights	0	0	0	0	0	0	0	0	0	0	2	2	0	0	0	2
Complex Comm	0	0	0	0	0	0	0	0	0	0	0	0	3	2	5	5
Condemnation	0	0	0	0	0	0	0	0	0	0	0	0	0	0	0	0
Construction	0	0	0	0	0	2	1	0	3	0	0	0	0	0	0	3
Contract/Comm	0	0	0	0	0	20	8	4	32	0	0	0	0	0	0	32
Employment	0	0	0	0	0	0	1	0	1	0	0	0	0	0	0	1
Lieu of P. Writ	0	0	0	0	0	0	0	0	0	0	0	0	0	0	0	0
Medical Malprac	0	0	0	0	0	0	0	0	0	22	14	36	0	0	0	36
Name Change	0	0	0	0	0	0	0	0	0	0	0	0	0	0	0	0
Other Insurance	0	0	0	0	0	0	0	0	0	0	0	0	0	0	0	0
Other MCL	0	0	0	0	0	0	0	0	0	0	0	0	0	0	0	0
Other Track 1	0	0	0	0	0	0	0	0	0	0	0	0	0	0	0	0
Other Track 3	0	0	0	0	0	0	0	0	0	6	1	7	0	0	0	7
Other Track 4	0	0	0	0	0	0	0	0	0	0	0	0	5	5	10	10
Personal Injury	0	0	0	0	0	40	17	5	62	0	0	0	0	0	0	62
Prod Liability	0	0	0	0	0	0	0	0	0	1	4	5	0	0	0	5
Prof Malpractic	0	0	0	0	0	0	0	0	0	5	2	7	0	0	0	7
PIP Coverage	0	0	0	0	0	0	0	0	0	0	0	0	0	0	0	0
Real Property	0	0	0	0	0	0	0	0	0	0	0	0	0	0	0	0
Tort Other	0	0	0	0	0	4	1	0	5	0	0	0	0	0	0	5
Toxic Tort	0	0	0	0	0	0	0	0	0	0	0	0	0	0	0	0
UM/UIM Bod Inj	0	0	0	0	0	5	2	0	7	0	0	0	0	0	0	7
Total	0	0	0	0	0	134	58	15	207	42	30	72	8	7	15	294

**CIVIL RESOLUTION SUMMARY BY CASETYPE
JULY 2024 - AUGUST 2024
BURLINGTON**

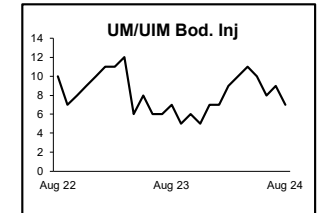
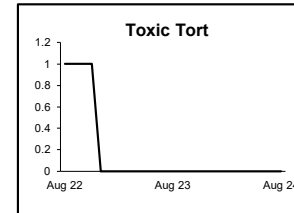
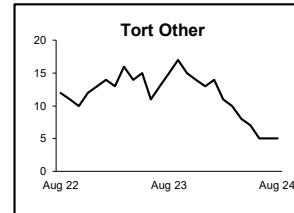
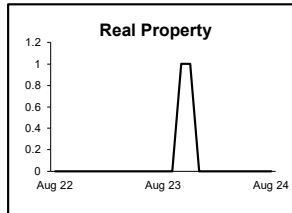
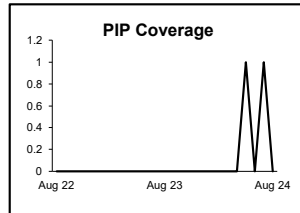
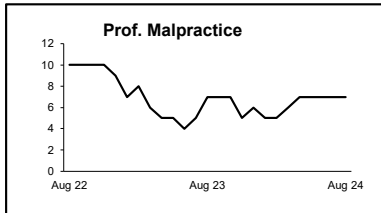
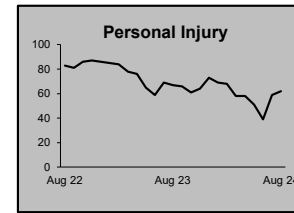
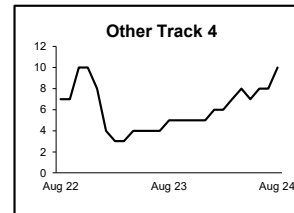
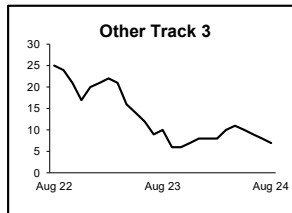
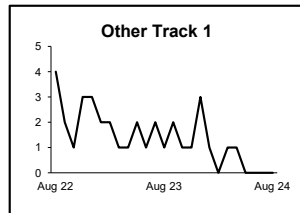
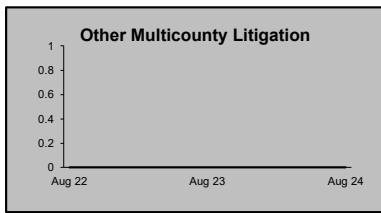
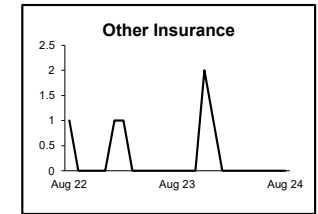
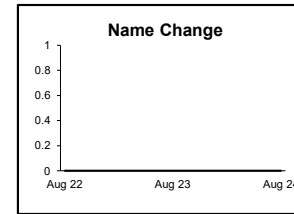
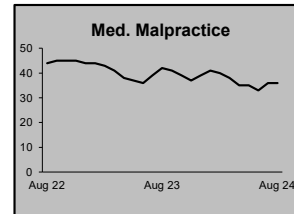
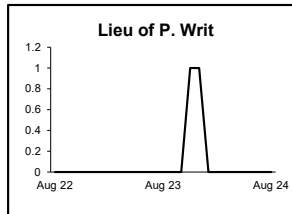
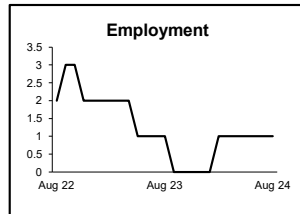
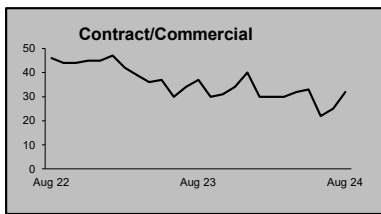
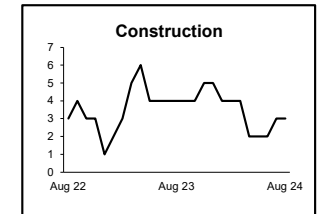
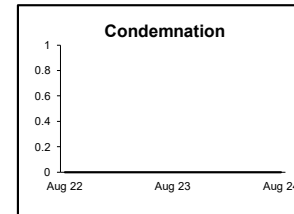
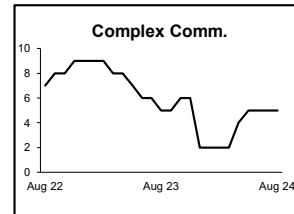
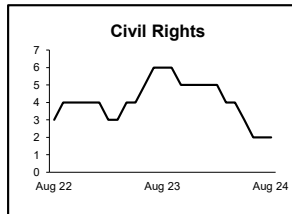
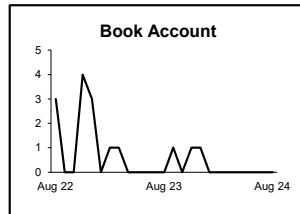
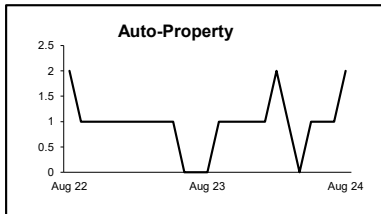
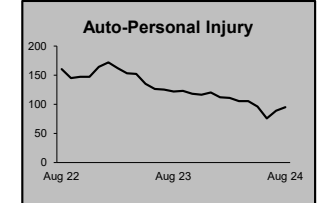
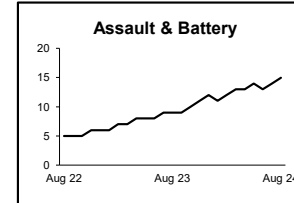
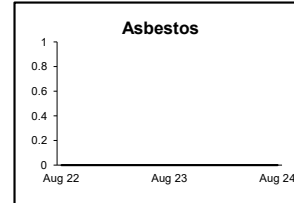

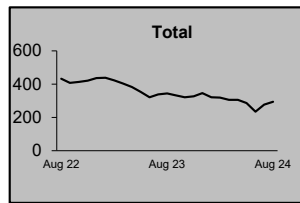
	Trial			Summary					Total	Percent resolved by						Monthly Resolutions
	Jury	Nonjury	Total	Judgment	Settlement	Default Judgment	Dismiss	Other		Trial	Sum Jud	Settle	Default J	Dismiss	Other	
Act on Neg Inst	0	0	0	0	0	2	0	0	2	0%	0%	0%	100%	0%	0%	
Asbestos	0	0	0	0	0	0	0	0	0	0%	0%	0%	0%	0%	0%	
Assault & Bat	0	0	0	0	0	0	0	0	0	0%	0%	0%	0%	0%	0%	
Auto - Pers Inj	2	0	2	0	74	0	16	6	98	2%	0%	76%	0%	16%	6%	
Auto - Property	0	0	0	0	3	1	2	0	6	0%	0%	50%	17%	33%	0%	
Book Account	0	0	0	0	14	20	13	1	48	0%	0%	29%	42%	27%	2%	
Civil Rights	0	0	0	0	0	0	1	0	1	0%	0%	0%	0%	100%	0%	
Complex Commerc	0	0	0	0	2	0	0	1	3	0%	0%	67%	0%	0%	33%	
Condemnation	0	0	0	0	0	0	0	0	0	0%	0%	0%	0%	0%	0%	
Construction	0	0	0	0	0	0	2	1	3	0%	0%	0%	0%	67%	33%	
Contract/Commer	0	2	2	4	30	24	24	3	87	2%	5%	34%	28%	28%	3%	
Employment	0	0	0	0	2	0	0	0	2	0%	0%	100%	0%	0%	0%	
Lieu of P. Writ	0	0	0	0	0	0	0	2	2	0%	0%	0%	0%	0%	100%	
Medical Malprac	0	0	0	0	3	0	1	2	6	0%	0%	50%	0%	17%	33%	
Name Change	0	0	0	0	0	0	1	39	40	0%	0%	0%	0%	3%	98%	
Other Insurance	0	0	0	0	0	0	1	0	1	0%	0%	0%	0%	100%	0%	
Other MCL	0	0	0	0	0	0	0	0	0	0%	0%	0%	0%	0%	0%	
Other Track 1	0	0	0	0	12	0	3	9	24	0%	0%	50%	0%	13%	38%	
Other Track 3	0	0	0	0	16	0	3	3	22	0%	0%	73%	0%	14%	14%	
Other Track 4	0	0	0	0	2	1	0	0	3	0%	0%	67%	33%	0%	0%	
Personal Injury	0	0	0	1	20	0	4	4	29	0%	3%	69%	0%	14%	14%	
Prod Liability	0	0	0	0	0	0	0	0	0	0%	0%	0%	0%	0%	0%	
Prof Malpractic	0	0	0	0	2	0	0	1	3	0%	0%	67%	0%	0%	33%	
PIP Coverage	0	0	0	0	1	0	0	0	1	0%	0%	100%	0%	0%	0%	
Real Property	0	1	1	0	1	0	1	0	3	33%	0%	33%	0%	33%	0%	
Tort Other	0	0	0	0	7	1	2	0	10	0%	0%	70%	10%	20%	0%	
Toxic Tort	0	0	0	0	0	0	0	0	0	0%	0%	0%	0%	0%	0%	
UM/UIM Bod Inj	0	0	0	0	9	1	0	0	10	0%	0%	90%	10%	0%	0%	
Total	2	3	5	5	198	50	74	72	404	1%	1%	49%	12%	18%	18%	

Monthly Resolutions



CIVIL BACKLOG BY CASETYPE AUGUST 2024 BURLINGTON

	Total Backlog	% chg
Aug 22	432	
Aug 23	343	-21%
Aug 24	294	-14%



1) Casetypes with the state's largest backlogs are highlighted.

**CIVIL CASELOAD SUMMARY BY CASETYPE
AUGUST 2024
CAMDEN**

	Filings			Resolutions			Clearance		Backlog			Backlog Percent		Backlog Per 100 Monthly Filings		Active Pending		
	Jul 2023 to Aug 2023	Jul 2024 to Aug 2024	percent change	Jul 2023 to Aug 2023	Jul 2024 to Aug 2024	percent change	Aug 2024		Aug 2023	Aug 2024	percent change	Aug 2023	Aug 2024	Aug 2023	Aug 2024	Aug 2023	Aug 2024	percent change
							number	percent										
Act on Neg Inst	1	1	0%	0	1		0	100%	0	0	0%	0%	0%	0	0	2	4	100%
Asbestos	0	0	0%	0	0	0%	0	100%	0	0	0%	0%	0%	0	0	0	0	0%
Assault & Bat	0	2		1	2	100%	0	100%	1	3	200%	6%	19%	240	277	17	16	-6%
Auto - Pers Inj	200	179	-11%	226	155	-31%	-24	87%	179	139	-22%	15%	12%	188	157	1,210	1,120	-7%
Auto - Property	10	7	-30%	11	17	55%	10	243%	2	2	0%	4%	6%	32	32	46	32	-30%
Book Account	82	109	33%	93	75	-19%	-34	69%	13	11	-15%	7%	4%	34	24	195	288	48%
Civil Rights	6	9	50%	10	1	-90%	-8	11%	5	3	-40%	24%	10%	240	116	21	30	43%
Complex Comm	1	1	0%	3	1	-67%	0	100%	7	4	-43%	54%	31%	1,680	686	13	13	0%
Condemnation	1	2	100%	1	1	0%	-1	50%	1	1	0%	33%	25%	400	240	3	4	33%
Construction	4	2	-50%	2	2	0%	0	100%	2	0	-100%	14%	0%	218	0	14	7	-50%
Contract/Comm	88	97	10%	83	95	14%	-2	98%	30	23	-23%	9%	6%	73	47	340	396	16%
Employment	4	3	-25%	4	3	-25%	0	100%	0	0	0%	0%	0%	0	0	18	11	-39%
Lieu of P. Writ	2	3	50%	2	3	50%	0	100%	2	2	0%	25%	11%	185	120	8	18	125%
Medical Malprac	14	10	-29%	15	14	-7%	4	140%	83	75	-10%	38%	36%	1,119	947	220	211	-4%
Name Change	26	38	46%	33	49	48%	11	129%	0	0	0%	0%	0%	0	0	24	30	25%
Other Insurance	5	1	-80%	6	7	17%	6	700%	5	2	-60%	28%	13%	207	86	18	16	-11%
Other MCL	0	0	0%	0	0	0%	0	100%	0	0	0%	0%	0%	0	0	0	0	0%
Other Track 1	44	38	-14%	44	29	-34%	-9	76%	8	9	13%	7%	8%	37	49	112	117	4%
Other Track 3	29	40	38%	22	24	9%	-16	60%	28	21	-25%	14%	10%	191	127	198	215	9%
Other Track 4	2	0	-100%	3	1	-67%	1	100%	9	9	0%	45%	60%	635	1,200	20	15	-25%
Personal Injury	99	112	13%	97	106	9%	-6	95%	130	128	-2%	18%	18%	253	266	733	707	-4%
Prod Liability	5	2	-60%	3	4	33%	2	200%	3	7	133%	9%	29%	189	700	32	24	-25%
Prof Malpractic	5	7	40%	5	6	20%	-1	86%	10	7	-30%	17%	11%	353	271	58	61	5%
PIP Coverage	2	1	-50%	1	7	600%	6	700%	2	1	-50%	29%	33%	200	100	7	3	-57%
Real Property	5	7	40%	3	0	-100%	-7	0%	1	5	400%	5%	24%	39	222	22	21	-5%
Tort Other	9	13	44%	12	15	25%	2	115%	15	11	-27%	21%	18%	237	165	71	62	-13%
Toxic Tort	0	0	0%	0	1		1	100%	1	0	-100%	100%	0%	1,200	0	1	2	100%
UM/UIM Bod Inj	15	15	0%	21	16	-24%	1	107%	10	7	-30%	10%	8%	106	84	104	83	-20%
Total	659	699	6%	701	635	-9%	-64	91%	547	470	-14%	16%	13%	168	142	3,507	3,506	0%

CIVIL BACKLOG SUMMARY BY CASETYPE

August 2024

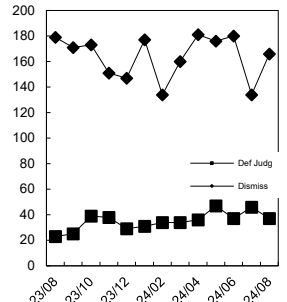
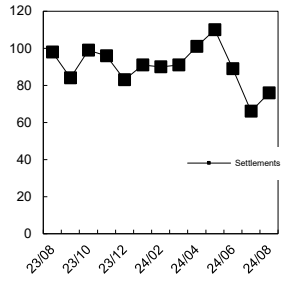
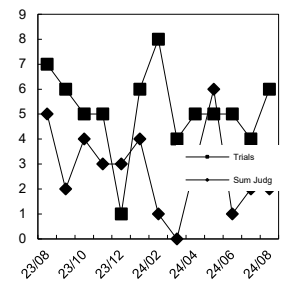
CAMDEN

	Cases in Backlog															Total Backlog
	Track 1					Track 2				Track 3			Track 4			
	12 to 18 months	18 to 24 months	24 to 36 months	over 36 months	Total Track 1	18 to 24 months	24 to 36 months	over 36 months	Total Track 2	24 to 36 months	over 36 months	Total Track 3	24 to 36 months	over 36 months	Total Track 4	
Act on Neg Inst	0	0	0	0	0	0	0	0	0	0	0	0	0	0	0	0
Asbestos	0	0	0	0	0	0	0	0	0	0	0	0	0	0	0	0
Assault & Bat	0	0	0	0	0	0	0	0	0	3	0	3	0	0	0	3
Auto - Pers Inj	0	0	0	0	0	90	42	7	139	0	0	0	0	0	0	139
Auto - Property	0	0	0	0	0	1	0	1	2	0	0	0	0	0	0	2
Book Account	8	1	2	0	11	0	0	0	0	0	0	0	0	0	0	11
Civil Rights	0	0	0	0	0	0	0	0	0	2	1	3	0	0	0	3
Complex Comm	0	0	0	0	0	0	0	0	0	0	0	0	1	3	4	4
Condemnation	0	0	0	0	0	0	0	0	0	1	0	1	0	0	0	1
Construction	0	0	0	0	0	0	0	0	0	0	0	0	0	0	0	0
Contract/Comm	0	0	0	0	0	13	7	3	23	0	0	0	0	0	0	23
Employment	0	0	0	0	0	0	0	0	0	0	0	0	0	0	0	0
Lieu of P. Writ	0	0	0	0	0	0	0	0	0	0	0	0	0	2	2	2
Medical Malprac	0	0	0	0	0	0	0	0	0	38	37	75	0	0	0	75
Name Change	0	0	0	0	0	0	0	0	0	0	0	0	0	0	0	0
Other Insurance	0	1	0	0	1	1	0	0	1	0	0	0	0	0	0	2
Other MCL	0	0	0	0	0	0	0	0	0	0	0	0	0	0	0	0
Other Track 1	4	3	1	0	8	1	0	0	1	0	0	0	0	0	0	9
Other Track 3	0	0	0	0	0	0	0	0	0	13	8	21	0	0	0	21
Other Track 4	0	0	0	0	0	0	0	0	0	0	0	0	1	8	9	9
Personal Injury	0	0	0	0	0	86	33	9	128	0	0	0	0	0	0	128
Prod Liability	0	0	0	0	0	0	0	0	0	6	1	7	0	0	0	7
Prof Malpractic	0	0	0	0	0	0	0	0	0	5	2	7	0	0	0	7
PIP Coverage	0	0	1	0	1	0	0	0	0	0	0	0	0	0	0	1
Real Property	4	1	0	0	5	0	0	0	0	0	0	0	0	0	0	5
Tort Other	0	0	0	0	0	4	3	4	11	0	0	0	0	0	0	11
Toxic Tort	0	0	0	0	0	0	0	0	0	0	0	0	0	0	0	0
UM/UIM Bod Inj	0	0	0	0	0	4	3	0	7	0	0	0	0	0	0	7
Total	16	6	4	0	26	200	88	24	312	68	49	117	2	13	15	470

**CIVIL RESOLUTION SUMMARY BY CASETYPE
JULY 2024 - AUGUST 2024
CAMDEN**

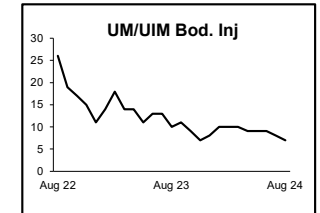
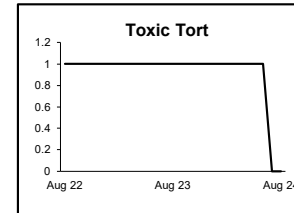
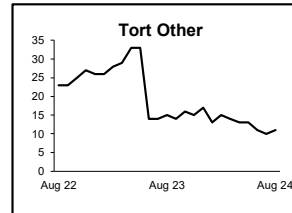
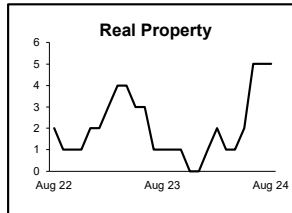
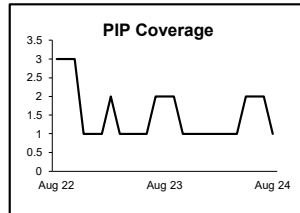
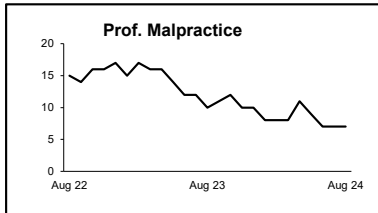
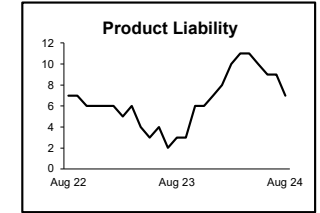
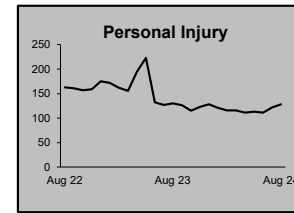
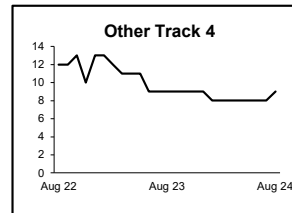
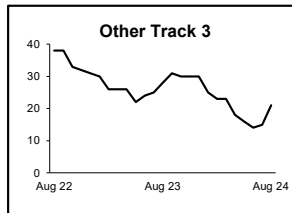
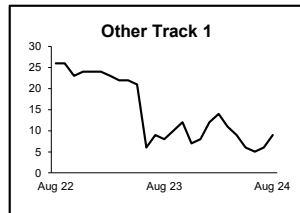
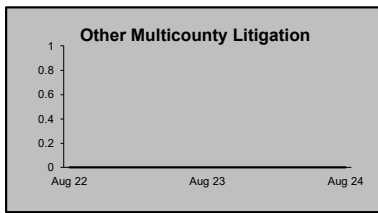
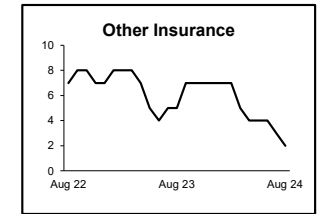
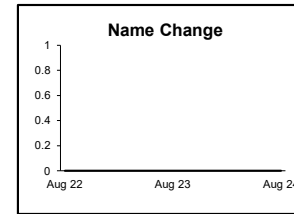
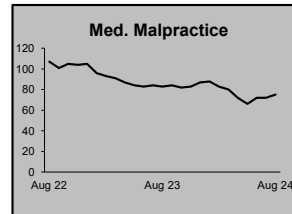
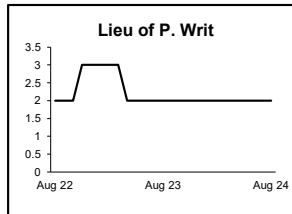
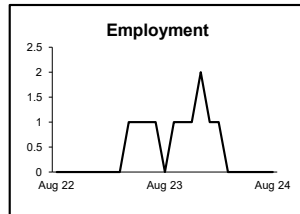
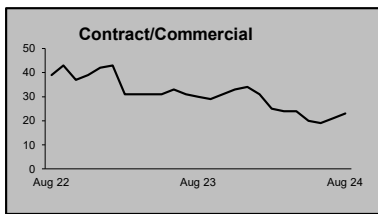
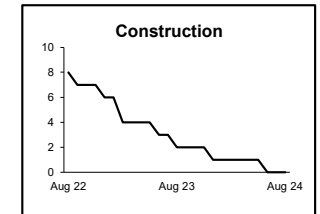
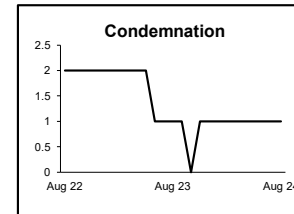
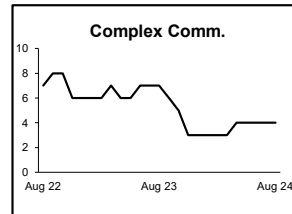
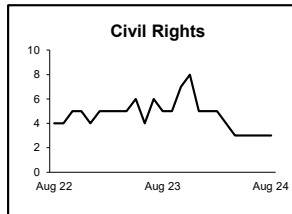
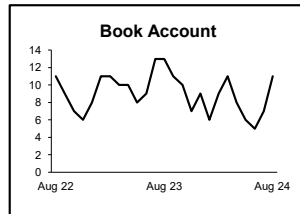
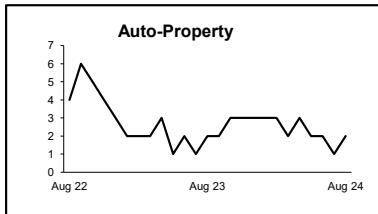
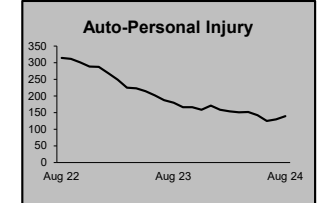
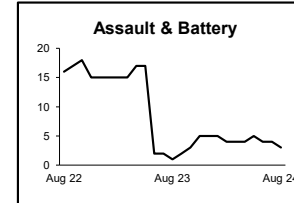
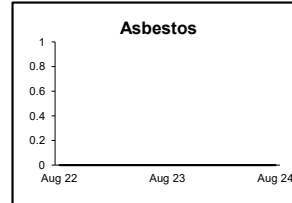

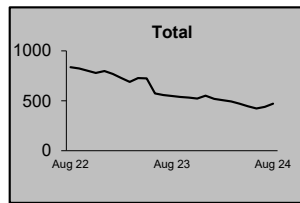
	Trial			Summary					Total	Percent resolved by						Monthly Resolutions
	Jury	Nonjury	Total	Judgment	Settlement	Default Judgment	Dismiss	Other		Trial	Sum Jud	Settle	Default J	Dismiss	Other	
Act on Neg Inst	0	0	0	0	0	1	0	0	1	0%	0%	0%	100%	0%	0%	
Asbestos	0	0	0	0	0	0	0	0	0	0%	0%	0%	0%	0%	0%	
Assault & Bat	0	0	0	0	1	0	1	0	2	0%	0%	50%	0%	50%	0%	
Auto - Pers Inj	3	1	4	0	41	1	99	10	155	3%	0%	26%	1%	64%	6%	
Auto - Property	0	0	0	0	3	10	4	0	17	0%	0%	18%	59%	24%	0%	
Book Account	0	0	0	3	12	37	22	1	75	0%	4%	16%	49%	29%	1%	
Civil Rights	0	0	0	0	1	0	0	0	1	0%	0%	100%	0%	0%	0%	
Complex Commerc	0	0	0	0	0	0	1	0	1	0%	0%	0%	0%	100%	0%	
Condemnation	0	0	0	0	0	0	0	1	1	0%	0%	0%	0%	0%	100%	
Construction	0	0	0	0	0	1	1	0	2	0%	0%	0%	50%	50%	0%	
Contract/Commer	0	1	1	1	12	30	48	3	95	1%	1%	13%	32%	51%	3%	
Employment	0	0	0	0	0	0	2	1	3	0%	0%	0%	0%	67%	33%	
Lieu of P. Writ	1	1	2	0	0	0	1	0	3	67%	0%	0%	0%	33%	0%	
Medical Malprac	1	0	1	0	6	0	6	1	14	7%	0%	43%	0%	43%	7%	
Name Change	0	0	0	0	0	0	0	49	49	0%	0%	0%	0%	0%	100%	
Other Insurance	0	0	0	0	3	1	3	0	7	0%	0%	43%	14%	43%	0%	
Other MCL	0	0	0	0	0	0	0	0	0	0%	0%	0%	0%	0%	0%	
Other Track 1	0	0	0	0	6	1	10	12	29	0%	0%	21%	3%	34%	41%	
Other Track 3	0	0	0	0	4	0	15	5	24	0%	0%	17%	0%	63%	21%	
Other Track 4	0	0	0	0	0	1	0	0	1	0%	0%	0%	100%	0%	0%	
Personal Injury	0	0	0	0	37	0	59	10	106	0%	0%	35%	0%	56%	9%	
Prod Liability	1	0	1	0	0	0	3	0	4	25%	0%	0%	0%	75%	0%	
Prof Malpractic	0	0	0	0	4	0	2	0	6	0%	0%	67%	0%	33%	0%	
PIP Coverage	0	0	0	0	0	0	6	1	7	0%	0%	0%	0%	86%	14%	
Real Property	0	0	0	0	0	0	0	0	0	0%	0%	0%	0%	0%	0%	
Tort Other	0	0	0	0	4	0	9	2	15	0%	0%	27%	0%	60%	13%	
Toxic Tort	0	0	0	0	0	0	1	0	1	0%	0%	0%	0%	100%	0%	
UM/UIM Bod Inj	1	0	1	0	8	0	7	0	16	6%	0%	50%	0%	44%	0%	
Total	7	3	10	4	142	83	300	96	635	2%	1%	22%	13%	47%	15%	

Monthly Resolutions



**CIVIL BACKLOG BY CASETYPE
AUGUST 2024
CAMDEN**

	Total	Backlog	% chg
Aug 22		837	
Aug 23		547	-35%
Aug 24		470	-14%



1) Casetypes with the state's largest backlogs are highlighted.

CIVIL CASELOAD SUMMARY BY CASETYPE
AUGUST 2024
CAPE MAY

	Filings			Resolutions			Clearance		Backlog			Backlog Percent		Backlog Per 100 Monthly Filings		Active Pending		
	Jul 2023 to Aug 2023	Jul 2024 to Aug 2024	percent change	Jul 2023 to Aug 2023	Jul 2024 to Aug 2024	percent change	Aug 2024		Aug 2023	Aug 2024	percent change	Aug 2023	Aug 2024	Aug 2023	Aug 2024	Aug 2023	Aug 2024	percent change
							number	percent										
Act on Neg Inst	0	0	0%	0	0	0%	0	100%	0	0	0%	0%	0%	0	0	1	0	-100%
Asbestos	0	0	0%	0	0	0%	0	100%	0	0	0%	0%	0%	0	0	0	0	0%
Assault & Bat	2	0	-100%	1	0	-100%	0	100%	6	10	67%	35%	59%	1,200	6,000	17	17	0%
Auto - Pers Inj	8	12	50%	13	12	-8%	0	100%	12	13	8%	17%	16%	257	208	71	81	14%
Auto - Property	1	3	200%	2	2	0%	-1	67%	1	0	-100%	20%	0%	171	0	5	5	0%
Book Account	16	12	-25%	5	8	60%	-4	67%	2	0	-100%	5%	0%	39	0	40	25	-38%
Civil Rights	2	1	-50%	0	0	0%	-1	0%	3	10	233%	18%	59%	450	4,000	17	17	0%
Complex Comm	0	0	0%	0	0	0%	0	100%	2	2	0%	100%	67%	1,200	2,400	2	3	50%
Condemnation	0	0	0%	0	0	0%	0	100%	2	1	-50%	100%	100%			2	1	-50%
Construction	1	4	300%	1	2	100%	-2	50%	1	3	200%	8%	17%	100	225	12	18	50%
Contract/Comm	18	11	-39%	18	11	-39%	0	100%	7	7	0%	10%	9%	82	93	68	80	18%
Employment	0	0	0%	0	0	0%	0	100%	0	0	0%	0%	0%	0	0	2	4	100%
Lieu of P. Writ	1	0	-100%	5	0	-100%	0	100%	1	1	0%	9%	13%	86	133	11	8	-27%
Medical Malprac	2	0	-100%	1	1	0%	1	100%	3	8	167%	21%	53%	720	1,200	14	15	7%
Name Change	5	6	20%	4	4	0%	-2	67%	0	0	0%	0%	0%	0	0	6	6	0%
Other Insurance	0	3		2	0	-100%	-3	0%	3	0	-100%	60%	0%	900	0	5	5	0%
Other MCL	0	0	0%	0	0	0%	0	100%	0	0	0%	0%	0%	0	0	0	0	0%
Other Track 1	6	9	50%	9	12	33%	3	133%	6	3	-50%	26%	15%	157	84	23	20	-13%
Other Track 3	4	5	25%	6	5	-17%	0	100%	7	3	-57%	19%	9%	382	120	37	35	-5%
Other Track 4	0	0	0%	0	2		2	100%	2	1	-50%	67%	25%	2,400	300	3	4	33%
Personal Injury	15	17	13%	17	18	6%	1	106%	23	27	17%	16%	19%	244	377	148	141	-5%
Prod Liability	1	0	-100%	1	1	0%	1	100%	1	0	-100%	20%	0%	400	0	5	0	-100%
Prof Malpractic	1	2	100%	2	1	-50%	-1	50%	1	4	300%	9%	31%	240	533	11	13	18%
PIP Coverage	1	0	-100%	0	0	0%	0	100%	0	0	0%	0%	0%	0	0	1	0	-100%
Real Property	0	3		1	1	0%	-2	33%	0	1		0%	13%	0	120	4	8	100%
Tort Other	4	2	-50%	2	2	0%	0	100%	7	7	0%	28%	24%	467	400	25	29	16%
Toxic Tort	0	0	0%	0	0	0%	0	100%	0	0	0%	0%	0%	0	0	0	0	0%
UM/UIM Bod Inj	2	1	-50%	0	2		1	200%	0	0	0%	0%	0%	0	0	4	2	-50%
Total	90	91	1%	90	84	-7%	-7	92%	90	101	12%	17%	19%	203	237	534	537	1%

CIVIL BACKLOG SUMMARY BY CASETYPE

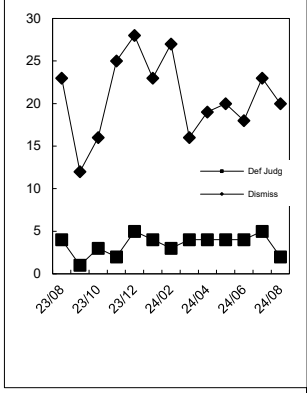
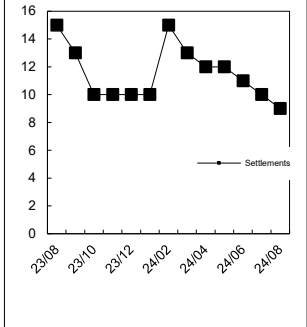
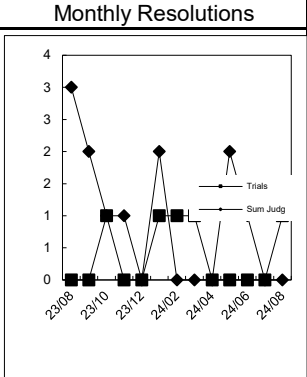
August 2024

CAPE MAY

	Cases in Backlog															Total Backlog
	Track 1					Track 2				Track 3			Track 4			
	12 to 18 months	18 to 24 months	24 to 36 months	over 36 months	Total Track 1	18 to 24 months	24 to 36 months	over 36 months	Total Track 2	24 to 36 months	over 36 months	Total Track 3	24 to 36 months	over 36 months	Total Track 4	
Act on Neg Inst	0	0	0	0	0	0	0	0	0	0	0	0	0	0	0	0
Asbestos	0	0	0	0	0	0	0	0	0	0	0	0	0	0	0	0
Assault & Bat	0	0	0	0	0	0	0	0	0	4	6	10	0	0	0	10
Auto - Pers Inj	0	0	0	0	0	7	6	0	13	0	0	0	0	0	0	13
Auto - Property	0	0	0	0	0	0	0	0	0	0	0	0	0	0	0	0
Book Account	0	0	0	0	0	0	0	0	0	0	0	0	0	0	0	0
Civil Rights	0	0	0	0	0	0	0	0	0	9	1	10	0	0	0	10
Complex Comm	0	0	0	0	0	0	0	0	0	0	0	0	0	2	2	2
Condemnation	0	0	0	0	0	0	0	0	0	0	1	1	0	0	0	1
Construction	0	0	0	0	0	2	1	0	3	0	0	0	0	0	0	3
Contract/Comm	0	0	0	0	0	5	1	1	7	0	0	0	0	0	0	7
Employment	0	0	0	0	0	0	0	0	0	0	0	0	0	0	0	0
Lieu of P. Writ	0	0	0	0	0	0	0	0	0	0	0	0	0	1	1	1
Medical Malprac	0	0	0	0	0	0	0	0	0	6	2	8	0	0	0	8
Name Change	0	0	0	0	0	0	0	0	0	0	0	0	0	0	0	0
Other Insurance	0	0	0	0	0	0	0	0	0	0	0	0	0	0	0	0
Other MCL	0	0	0	0	0	0	0	0	0	0	0	0	0	0	0	0
Other Track 1	0	0	1	2	3	0	0	0	0	0	0	0	0	0	0	3
Other Track 3	0	0	0	0	0	0	0	0	0	3	0	3	0	0	0	3
Other Track 4	0	0	0	0	0	0	0	0	0	0	0	0	0	1	1	1
Personal Injury	0	0	0	0	0	12	13	2	27	0	0	0	0	0	0	27
Prod Liability	0	0	0	0	0	0	0	0	0	0	0	0	0	0	0	0
Prof Malpractic	0	0	0	0	0	0	0	0	0	4	0	4	0	0	0	4
PIP Coverage	0	0	0	0	0	0	0	0	0	0	0	0	0	0	0	0
Real Property	0	0	0	1	1	0	0	0	0	0	0	0	0	0	0	1
Tort Other	0	0	0	0	0	4	2	1	7	0	0	0	0	0	0	7
Toxic Tort	0	0	0	0	0	0	0	0	0	0	0	0	0	0	0	0
UM/UIM Bod Inj	0	0	0	0	0	0	0	0	0	0	0	0	0	0	0	0
Total	0	0	1	3	4	30	23	4	57	26	10	36	0	4	4	101

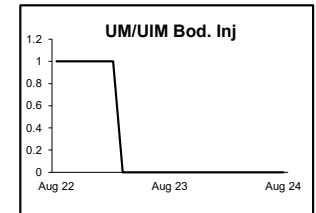
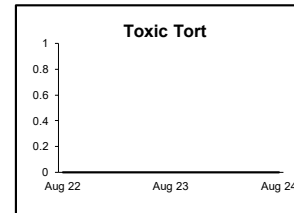
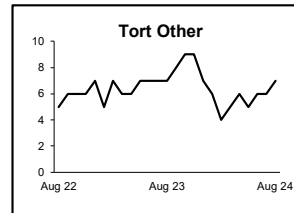
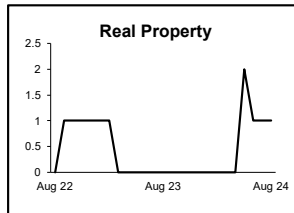
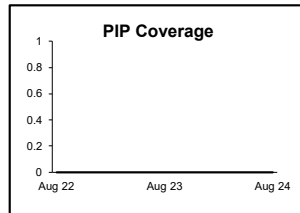
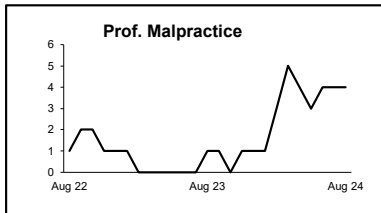
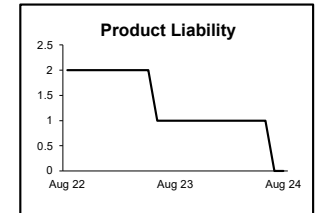
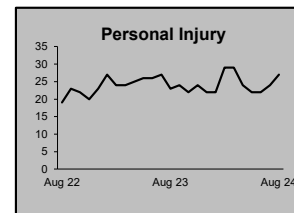
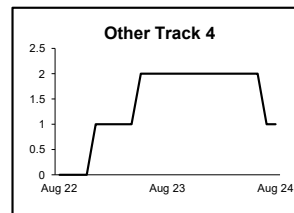
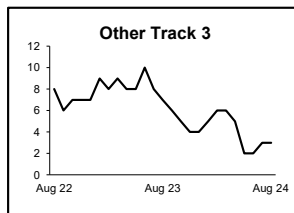
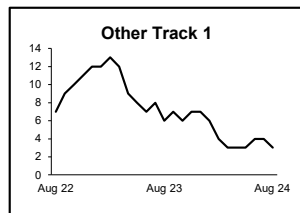
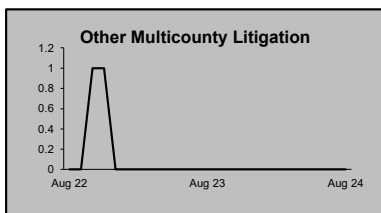
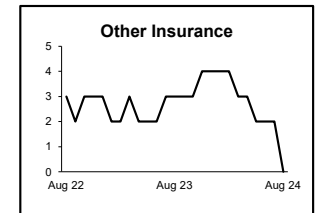
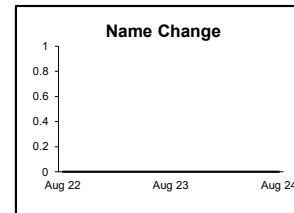
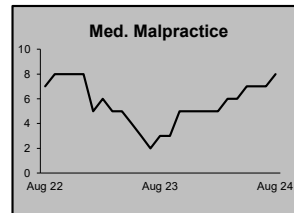
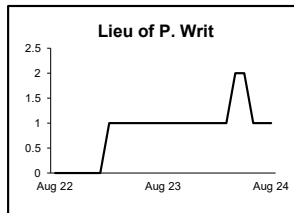
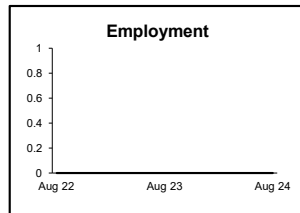
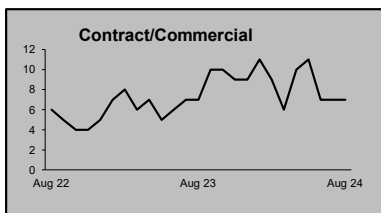
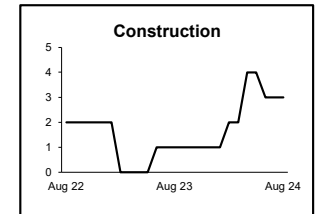
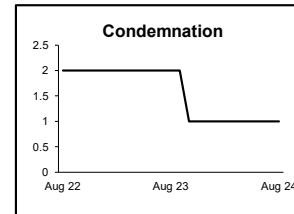
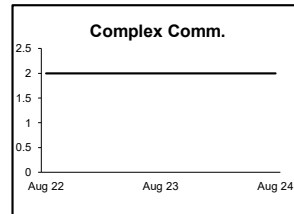
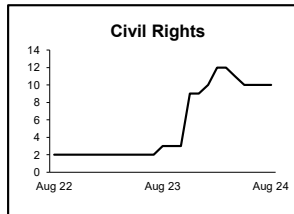
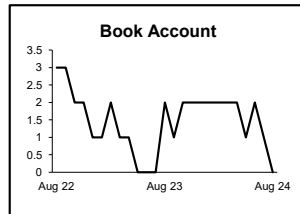
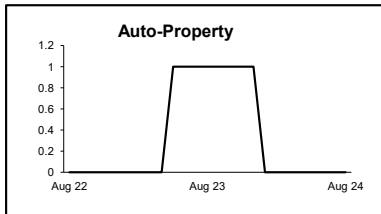
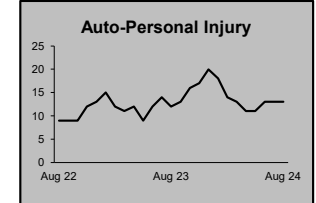
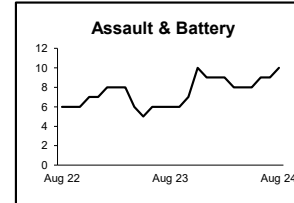
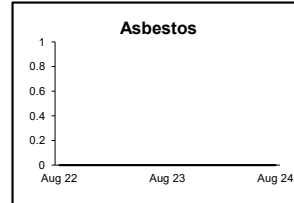

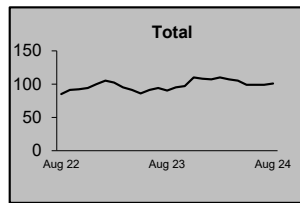
**CIVIL RESOLUTION SUMMARY BY CASETYPE
JULY 2024 - AUGUST 2024
CAPE MAY**

	Trial			Summary					Total	Percent resolved by						Monthly Resolutions
	Jury	Nonjury	Total	Judgment	Settlement	Default Judgment	Dismiss	Other		Trial	Sum Jud	Settle	Default J	Dismiss	Other	
Act on Neg Inst	0	0	0	0	0	0	0	0	0	0%	0%	0%	0%	0%	0%	
Asbestos	0	0	0	0	0	0	0	0	0	0%	0%	0%	0%	0%	0%	
Assault & Bat	0	0	0	0	0	0	0	0	0	0%	0%	0%	0%	0%	0%	
Auto - Pers Inj	0	0	0	0	3	0	7	2	12	0%	0%	25%	0%	58%	17%	
Auto - Property	0	0	0	0	0	1	1	0	2	0%	0%	0%	50%	50%	0%	
Book Account	0	0	0	0	2	3	3	0	8	0%	0%	25%	38%	38%	0%	
Civil Rights	0	0	0	0	0	0	0	0	0	0%	0%	0%	0%	0%	0%	
Complex Commerc	0	0	0	0	0	0	0	0	0	0%	0%	0%	0%	0%	0%	
Condemnation	0	0	0	0	0	0	0	0	0	0%	0%	0%	0%	0%	0%	
Construction	1	0	1	0	1	0	0	0	2	50%	0%	50%	0%	0%	0%	
Contract/Commer	0	0	0	0	2	2	7	0	11	0%	0%	18%	18%	64%	0%	
Employment	0	0	0	0	0	0	0	0	0	0%	0%	0%	0%	0%	0%	
Lieu of P. Writ	0	0	0	0	0	0	0	0	0	0%	0%	0%	0%	0%	0%	
Medical Malprac	0	0	0	0	0	0	1	0	1	0%	0%	0%	0%	100%	0%	
Name Change	0	0	0	0	0	0	0	4	4	0%	0%	0%	0%	0%	100%	
Other Insurance	0	0	0	0	0	0	0	0	0	0%	0%	0%	0%	0%	0%	
Other MCL	0	0	0	0	0	0	0	0	0	0%	0%	0%	0%	0%	0%	
Other Track 1	0	0	0	0	2	0	5	5	12	0%	0%	17%	0%	42%	42%	
Other Track 3	0	0	0	0	1	0	4	0	5	0%	0%	20%	0%	80%	0%	
Other Track 4	0	0	0	0	2	0	0	0	2	0%	0%	100%	0%	0%	0%	
Personal Injury	0	0	0	0	4	0	11	3	18	0%	0%	22%	0%	61%	17%	
Prod Liability	0	0	0	0	1	0	0	0	1	0%	0%	100%	0%	0%	0%	
Prof Malpractic	0	0	0	0	0	0	1	0	1	0%	0%	0%	0%	100%	0%	
PIP Coverage	0	0	0	0	0	0	0	0	0	0%	0%	0%	0%	0%	0%	
Real Property	0	0	0	0	0	0	1	0	1	0%	0%	0%	0%	100%	0%	
Tort Other	0	0	0	0	1	0	1	0	2	0%	0%	50%	0%	50%	0%	
Toxic Tort	0	0	0	0	0	0	0	0	0	0%	0%	0%	0%	0%	0%	
UM/UIM Bod Inj	0	0	0	0	0	1	1	0	2	0%	0%	0%	50%	50%	0%	
Total	1	0	1	0	19	7	43	14	84	1%	0%	23%	8%	51%	17%	



**CIVIL BACKLOG BY CASETYPE
AUGUST 2024
CAPE MAY**

	Total	Backlog	% chg
Aug 22		85	
Aug 23		90	6%
Aug 24		101	12%



1) Casetypes with the state's largest backlogs are highlighted.

**CIVIL CASELOAD SUMMARY BY CASETYPE
AUGUST 2024
CUMBERLAND**

	Filings			Resolutions			Clearance		Backlog			Backlog Percent		Backlog Per 100 Monthly Filings		Active Pending		
	Jul 2023 to Aug 2023	Jul 2024 to Aug 2024	percent change	Jul 2023 to Aug 2023	Jul 2024 to Aug 2024	percent change	Aug 2024		Aug 2023	Aug 2024	percent change	Aug 2023	Aug 2024	Aug 2023	Aug 2024	Aug 2023	Aug 2024	percent change
							number	percent										
Act on Neg Inst	1	0	-100%	0	1		1	100%	0	0	0%	0%	0%	0	0	1	0	-100%
Asbestos	0	0	0%	0	0	0%	0	100%	0	0	0%	0%	0%	0	0	0	0	0%
Assault & Bat	1	1	0%	1	0	-100%	-1	0%	2	2	0%	29%	50%	800	1,200	7	4	-43%
Auto - Pers Inj	32	26	-19%	41	30	-27%	4	115%	60	42	-30%	25%	19%	358	252	241	218	-10%
Auto - Property	5	1	-80%	3	4	33%	3	400%	1	1	0%	8%	7%	52	63	12	15	25%
Book Account	12	21	75%	14	14	0%	-7	67%	2	5	150%	6%	9%	30	67	36	56	56%
Civil Rights	3	0	-100%	3	0	-100%	0	100%	6	5	-17%	33%	28%	450	667	18	18	0%
Complex Comm	0	1		0	0	0%	-1	0%	1	1	0%	100%	14%	1,200	200	1	7	600%
Condemnation	0	1		0	0	0%	-1	0%	0	0	0%	0%	0%	0	0	0	1	
Construction	0	0	0%	1	3	200%	3	100%	0	2		0%	40%	0	400	4	5	25%
Contract/Comm	19	17	-11%	6	24	300%	7	141%	13	10	-23%	19%	12%	179	109	68	83	22%
Employment	2	1	-50%	0	3		2	300%	0	1		0%	11%	0	133	5	9	80%
Lieu of P. Writ	1	0	-100%	2	1	-50%	1	100%	0	0	0%	0%	0%	0	0	2	5	150%
Medical Malprac	1	2	100%	2	2	0%	0	100%	10	11	10%	33%	41%	923	2,200	30	27	-10%
Name Change	9	5	-44%	9	6	-33%	1	120%	0	0	0%	0%	0%	0	0	15	11	-27%
Other Insurance	2	0	-100%	1	2	100%	2	100%	0	3		0%	75%	0	900	7	4	-43%
Other MCL	0	0	0%	0	0	0%	0	100%	0	0	0%	0%	0%	0	0	0	0	0%
Other Track 1	7	11	57%	11	10	-9%	-1	91%	5	6	20%	15%	20%	92	113	34	30	-12%
Other Track 3	4	5	25%	4	8	100%	3	160%	7	9	29%	14%	16%	210	292	51	56	10%
Other Track 4	0	2		0	1		-1	50%	4	4	0%	67%	67%	4,800	2,400	6	6	0%
Personal Injury	23	18	-22%	18	14	-22%	-4	78%	32	29	-9%	21%	21%	340	290	149	139	-7%
Prod Liability	3	0	-100%	0	0	0%	0	100%	3	2	-33%	50%	33%	900	2,400	6	6	0%
Prof Malpractic	1	1	0%	1	0	-100%	-1	0%	2	1	-50%	33%	10%	600	200	6	10	67%
PIP Coverage	0	0	0%	2	0	-100%	0	100%	0	0	0%	0%	0%	0	0	1	0	-100%
Real Property	1	3	200%	1	1	0%	-2	33%	4	1	-75%	80%	20%	1,200	240	5	5	0%
Tort Other	13	3	-77%	2	2	0%	-1	67%	4	8	100%	12%	25%	141	417	34	32	-6%
Toxic Tort	0	0	0%	1	0	-100%	0	100%	0	0	0%	0%	0%	0	0	0	1	
UM/UM Bod Inj	4	4	0%	2	5	150%	1	125%	3	4	33%	14%	18%	164	267	21	22	5%
Total	144	123	-15%	125	131	5%	8	107%	159	147	-8%	21%	19%	239	222	760	770	1%

CIVIL BACKLOG SUMMARY BY CASETYPE

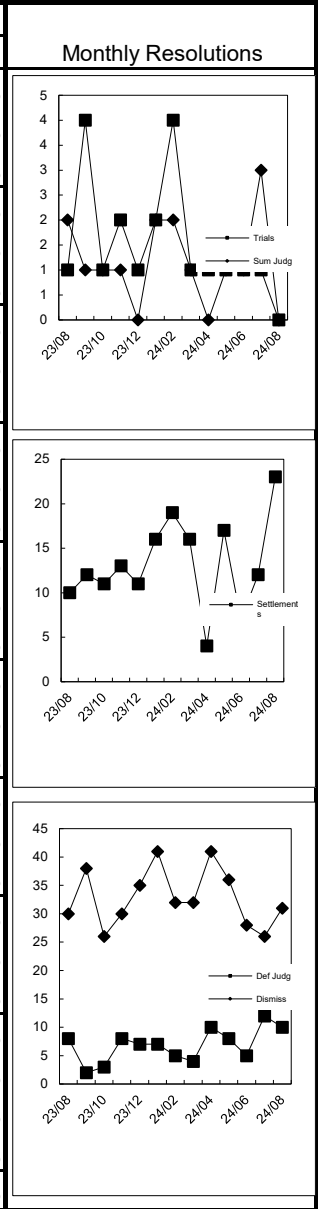
August 2024

CUMBERLAND

	Cases in Backlog															Total Backlog
	Track 1					Track 2				Track 3			Track 4			
	12 to 18 months	18 to 24 months	24 to 36 months	over 36 months	Total Track 1	18 to 24 months	24 to 36 months	over 36 months	Total Track 2	24 to 36 months	over 36 months	Total Track 3	24 to 36 months	over 36 months	Total Track 4	
Act on Neg Inst	0	0	0	0	0	0	0	0	0	0	0	0	0	0	0	0
Asbestos	0	0	0	0	0	0	0	0	0	0	0	0	0	0	0	0
Assault & Bat	0	0	0	0	0	0	0	0	0	2	0	2	0	0	0	2
Auto - Pers Inj	0	0	0	0	0	19	19	4	42	0	0	0	0	0	0	42
Auto - Property	0	0	0	0	0	0	1	0	1	0	0	0	0	0	0	1
Book Account	3	2	0	0	5	0	0	0	0	0	0	0	0	0	0	5
Civil Rights	0	0	0	0	0	0	0	0	0	3	2	5	0	0	0	5
Complex Comm	0	0	0	0	0	0	0	0	0	0	0	0	0	1	1	1
Condemnation	0	0	0	0	0	0	0	0	0	0	0	0	0	0	0	0
Construction	0	0	0	0	0	1	1	0	2	0	0	0	0	0	0	2
Contract/Comm	0	0	0	0	0	4	6	0	10	0	0	0	0	0	0	10
Employment	0	0	0	0	0	1	0	0	1	0	0	0	0	0	0	1
Lieu of P. Writ	0	0	0	0	0	0	0	0	0	0	0	0	0	0	0	0
Medical Malprac	0	0	0	0	0	0	0	0	0	7	4	11	0	0	0	11
Name Change	0	0	0	0	0	0	0	0	0	0	0	0	0	0	0	0
Other Insurance	2	1	0	0	3	0	0	0	0	0	0	0	0	0	0	3
Other MCL	0	0	0	0	0	0	0	0	0	0	0	0	0	0	0	0
Other Track 1	2	1	1	1	5	0	0	0	0	0	1	1	0	0	0	6
Other Track 3	0	0	0	0	0	0	0	0	0	5	4	9	0	0	0	9
Other Track 4	0	0	0	0	0	0	0	0	0	0	0	0	1	3	4	4
Personal Injury	0	0	0	0	0	13	10	6	29	0	0	0	0	0	0	29
Prod Liability	0	0	0	0	0	0	0	0	0	0	2	2	0	0	0	2
Prof Malpractic	0	0	0	0	0	0	0	0	0	0	1	1	0	0	0	1
PIP Coverage	0	0	0	0	0	0	0	0	0	0	0	0	0	0	0	0
Real Property	0	0	0	0	0	0	0	0	0	0	1	1	0	0	0	1
Tort Other	0	0	0	0	0	4	2	1	7	1	0	1	0	0	0	8
Toxic Tort	0	0	0	0	0	0	0	0	0	0	0	0	0	0	0	0
UM/UIM Bod Inj	0	0	0	0	0	2	2	0	4	0	0	0	0	0	0	4
Total	7	4	1	1	13	44	41	11	96	18	15	33	1	4	5	147

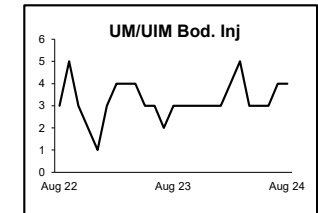
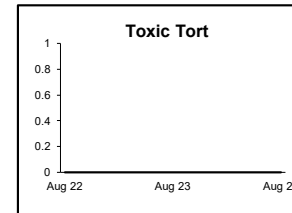
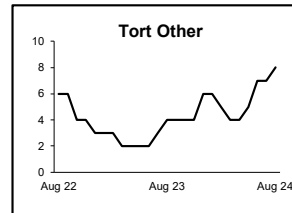
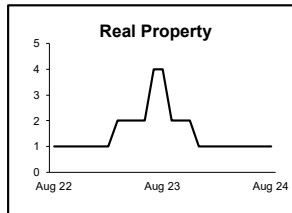
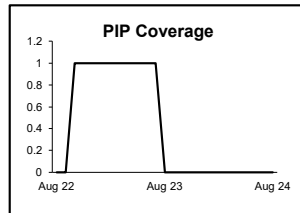
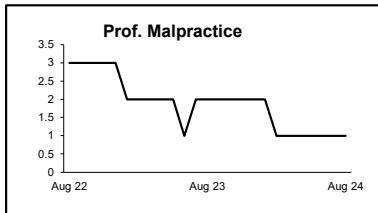
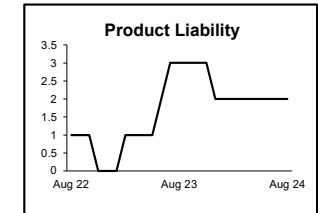
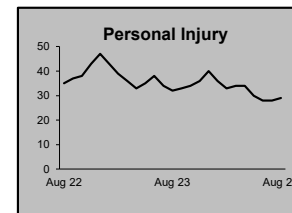
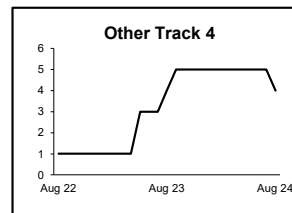
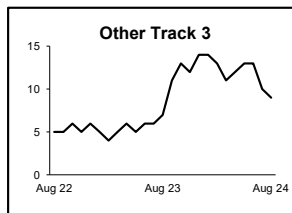
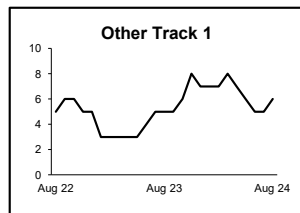
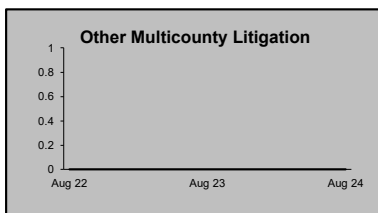
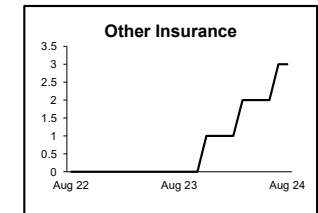
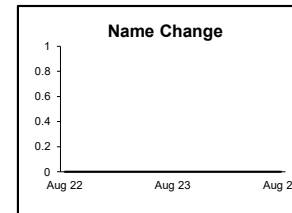
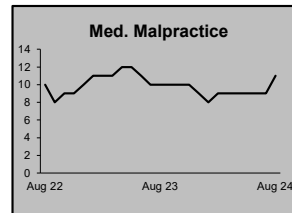
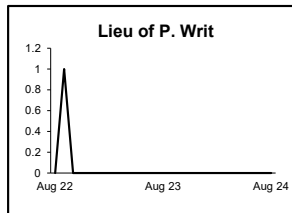
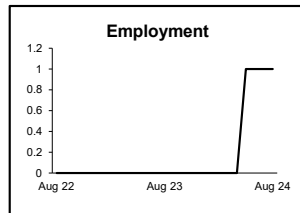
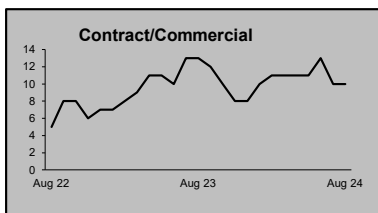
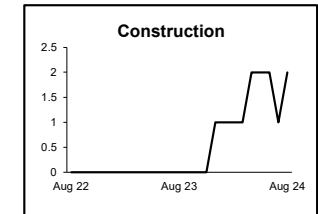
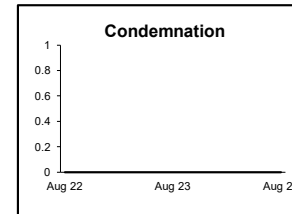
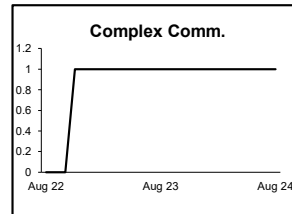
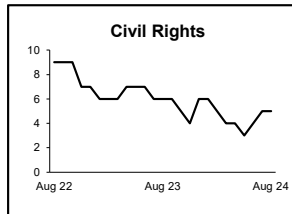
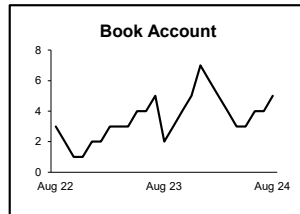
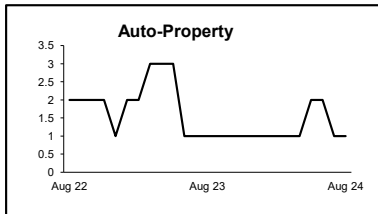
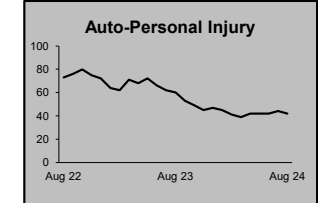
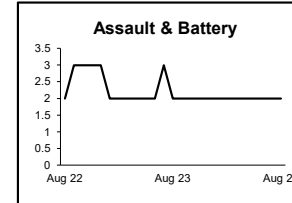
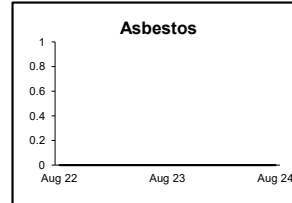

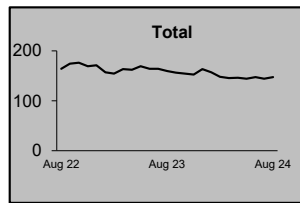
**CIVIL RESOLUTION SUMMARY BY CASETYPE
JULY 2024 - AUGUST 2024
CUMBERLAND**

	Trial			Summary					Total	Percent resolved by					
	Jury	Nonjury	Total	Judgment	Settlement	Default Judgment	Dismiss	Other		Trial	Sum Jud	Settle	Default J	Dismiss	Other
Act on Neg Inst	0	0	0	0	0	1	0	0	1	0%	0%	0%	100%	0%	0%
Asbestos	0	0	0	0	0	0	0	0	0	0%	0%	0%	0%	0%	0%
Assault & Bat	0	0	0	0	0	0	0	0	0	0%	0%	0%	0%	0%	0%
Auto - Pers Inj	0	0	0	0	10	1	19	0	30	0%	0%	33%	3%	63%	0%
Auto - Property	0	0	0	0	1	3	0	0	4	0%	0%	25%	75%	0%	0%
Book Account	0	0	0	0	4	4	4	2	14	0%	0%	29%	29%	29%	14%
Civil Rights	0	0	0	0	0	0	0	0	0	0%	0%	0%	0%	0%	0%
Complex Commerc	0	0	0	0	0	0	0	0	0	0%	0%	0%	0%	0%	0%
Condemnation	0	0	0	0	0	0	0	0	0	0%	0%	0%	0%	0%	0%
Construction	0	1	1	0	0	1	1	0	3	33%	0%	0%	33%	33%	0%
Contract/Commer	0	0	0	0	4	8	10	2	24	0%	0%	17%	33%	42%	8%
Employment	0	0	0	0	0	0	3	0	3	0%	0%	0%	0%	100%	0%
Lieu of P. Writ	0	0	0	0	0	0	1	0	1	0%	0%	0%	0%	100%	0%
Medical Malprac	0	0	0	0	2	0	0	0	2	0%	0%	100%	0%	0%	0%
Name Change	0	0	0	0	0	0	2	4	6	0%	0%	0%	0%	33%	67%
Other Insurance	0	0	0	0	0	2	0	0	2	0%	0%	0%	100%	0%	0%
Other MCL	0	0	0	0	0	0	0	0	0	0%	0%	0%	0%	0%	0%
Other Track 1	0	0	0	0	2	0	6	2	10	0%	0%	20%	0%	60%	20%
Other Track 3	0	0	0	3	1	0	1	3	8	0%	38%	13%	0%	13%	38%
Other Track 4	0	0	0	0	0	0	1	0	1	0%	0%	0%	0%	100%	0%
Personal Injury	0	0	0	0	6	1	7	0	14	0%	0%	43%	7%	50%	0%
Prod Liability	0	0	0	0	0	0	0	0	0	0%	0%	0%	0%	0%	0%
Prof Malpractic	0	0	0	0	0	0	0	0	0	0%	0%	0%	0%	0%	0%
PIP Coverage	0	0	0	0	0	0	0	0	0	0%	0%	0%	0%	0%	0%
Real Property	0	0	0	0	1	0	0	0	1	0%	0%	100%	0%	0%	0%
Tort Other	0	0	0	0	1	1	0	0	2	0%	0%	50%	50%	0%	0%
Toxic Tort	0	0	0	0	0	0	0	0	0	0%	0%	0%	0%	0%	0%
UM/UIM Bod Inj	0	0	0	0	3	0	2	0	5	0%	0%	60%	0%	40%	0%
Total	0	1	1	3	35	22	57	13	131	1%	2%	27%	17%	44%	10%



**CIVIL BACKLOG BY CASETYPE
AUGUST 2024
CUMBERLAND**

	Total	Backlog	% chg
Aug 22		164	
Aug 23		159	-3%
Aug 24		147	-8%



1) Casetypes with the state's largest backlogs are highlighted.

**CIVIL CASELOAD SUMMARY BY CASETYPE
AUGUST 2024
ESSEX**

	Filings			Resolutions			Clearance		Backlog			Backlog Percent		Backlog Per 100 Monthly Filings		Active Pending		
	Jul 2023 to Aug 2023	Jul 2024 to Aug 2024	percent change	Jul 2023 to Aug 2023	Jul 2024 to Aug 2024	percent change	Aug 2024		Aug 2023	Aug 2024	percent change	Aug 2023	Aug 2024	Aug 2023	Aug 2024	Aug 2023	Aug 2024	percent change
							number	percent										
Act on Neg Inst	3	7	133%	3	2	-33%	-5	29%	4	6	50%	27%	29%	253	300	15	21	40%
Asbestos	0	0	0%	0	0	0%	0	100%	0	0	0%	0%	0%	0	0	0	0	0%
Assault & Bat	3	2	-33%	2	4	100%	2	200%	80	474	493%	47%	94%	5,647	35,550	171	505	195%
Auto - Pers Inj	679	687	1%	656	677	3%	-10	99%	2,347	1,620	-31%	39%	30%	739	504	5,959	5,407	-9%
Auto - Property	21	37	76%	19	25	32%	-12	68%	16	16	0%	15%	11%	144	89	109	150	38%
Book Account	110	173	57%	125	129	3%	-44	75%	76	67	-12%	19%	11%	121	80	402	591	47%
Civil Rights	17	6	-65%	10	15	50%	9	250%	39	49	26%	22%	46%	743	1,050	177	107	-40%
Complex Comm	9	5	-44%	7	10	43%	5	200%	55	40	-27%	38%	67%	786	706	145	60	-59%
Condemnation	0	0	0%	0	0	0%	0	100%	1	3	200%	33%	60%	1,200	1,800	3	5	67%
Construction	6	10	67%	8	9	13%	-1	90%	99	70	-29%	70%	62%	2,700	1,953	141	113	-20%
Contract/Comm	144	151	5%	121	159	31%	8	105%	219	224	2%	27%	26%	328	333	808	855	6%
Employment	13	5	-62%	9	3	-67%	-2	60%	18	14	-22%	35%	23%	568	323	52	61	17%
Lieu of P. Writ	7	4	-43%	3	10	233%	6	250%	21	20	-5%	40%	35%	969	828	52	57	10%
Medical Malprac	18	14	-22%	25	23	-8%	9	164%	237	185	-22%	58%	53%	2,452	2,000	408	346	-15%
Name Change	53	64	21%	54	54	0%	-10	84%	0	2		0%	3%	0	8	66	80	21%
Other Insurance	7	16	129%	13	16	23%	0	100%	35	18	-49%	54%	33%	875	393	65	55	-15%
Other MCL	0	0	0%	0	0	0%	0	100%	0	0	0%	0%	0%	0	0	0	0	0%
Other Track 1	56	76	36%	50	77	54%	1	101%	154	90	-42%	39%	27%	464	247	391	330	-16%
Other Track 3	34	37	9%	33	42	27%	5	114%	159	132	-17%	38%	32%	856	634	420	418	0%
Other Track 4	8	4	-50%	2	6	200%	2	150%	43	34	-21%	47%	59%	1,474	1,103	91	58	-36%
Personal Injury	258	271	5%	234	284	21%	13	105%	1,098	984	-10%	38%	37%	810	762	2,897	2,637	-9%
Prod Liability	6	3	-50%	11	5	-55%	2	167%	23	16	-30%	51%	39%	1,255	800	45	41	-9%
Prof Malpractic	11	8	-27%	13	7	-46%	-1	88%	60	50	-17%	49%	47%	1,532	1,579	123	107	-13%
PIP Coverage	0	6		4	3	-25%	-3	50%	8	3	-63%	50%	21%	505	138	16	14	-13%
Real Property	10	11	10%	6	8	33%	-3	73%	20	14	-30%	47%	30%	706	336	43	47	9%
Tort Other	39	35	-10%	31	34	10%	-1	97%	170	115	-32%	45%	40%	981	687	380	286	-25%
Toxic Tort	0	0	0%	2	1	-50%	1	100%	6	2	-67%	67%	40%	2,400	800	9	5	-44%
UM/UIM Bod Inj	29	28	-3%	27	29	7%	1	104%	67	64	-4%	30%	27%	476	390	223	238	7%
Total	1,541	1,660	8%	1,468	1,632	11%	-28	98%	5,055	4,312	-15%	38%	34%	673	548	13,211	12,594	-5%

CIVIL BACKLOG SUMMARY BY CASETYPE

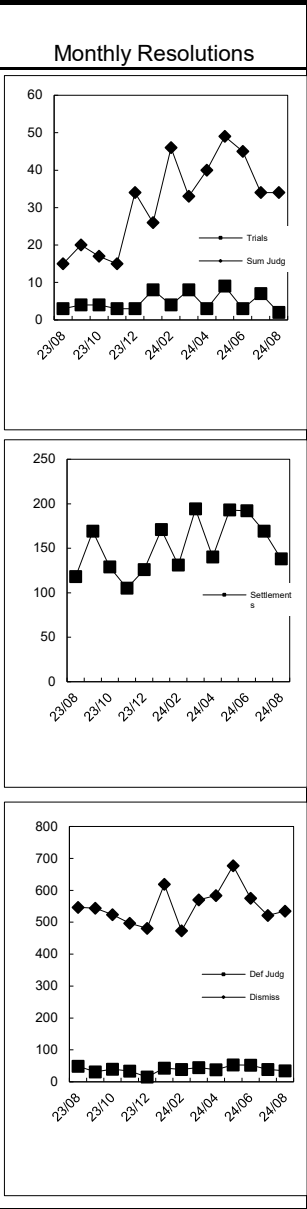
August 2024

ESSEX

	Cases in Backlog															Total Backlog
	Track 1					Track 2				Track 3			Track 4			
	12 to 18 months	18 to 24 months	24 to 36 months	over 36 months	Total Track 1	18 to 24 months	24 to 36 months	over 36 months	Total Track 2	24 to 36 months	over 36 months	Total Track 3	24 to 36 months	over 36 months	Total Track 4	
Act on Neg Inst	3	1	1	1	6	0	0	0	0	0	0	0	0	0	0	6
Asbestos	0	0	0	0	0	0	0	0	0	0	0	0	0	0	0	0
Assault & Bat	0	0	0	0	0	0	0	0	0	275	199	474	0	0	0	474
Auto - Pers Inj	0	0	0	0	0	571	587	462	1,620	0	0	0	0	0	0	1,620
Auto - Property	0	0	0	0	0	7	6	3	16	0	0	0	0	0	0	16
Book Account	33	17	11	6	67	0	0	0	0	0	0	0	0	0	0	67
Civil Rights	0	0	0	0	0	0	0	0	0	30	19	49	0	0	0	49
Complex Comm	0	0	0	0	0	0	0	0	0	0	0	0	10	30	40	40
Condemnation	0	0	0	0	0	0	0	0	0	2	1	3	0	0	0	3
Construction	0	0	0	0	0	6	9	54	69	1	0	1	0	0	0	70
Contract/Comm	0	0	0	0	0	55	97	72	224	0	0	0	0	0	0	224
Employment	0	0	0	0	0	4	5	5	14	0	0	0	0	0	0	14
Lieu of P. Writ	0	0	0	0	0	0	0	0	0	0	0	0	7	13	20	20
Medical Malprac	0	0	0	0	0	0	0	0	0	59	126	185	0	0	0	185
Name Change	2	0	0	0	2	0	0	0	0	0	0	0	0	0	0	2
Other Insurance	5	2	6	5	18	0	0	0	0	0	0	0	0	0	0	18
Other MCL	0	0	0	0	0	0	0	0	0	0	0	0	0	0	0	0
Other Track 1	33	21	9	13	76	3	3	4	10	0	4	4	0	0	0	90
Other Track 3	0	0	0	0	0	0	0	0	0	56	76	132	0	0	0	132
Other Track 4	0	0	0	0	0	0	1	0	1	0	0	0	7	26	33	34
Personal Injury	0	0	0	0	0	355	365	264	984	0	0	0	0	0	0	984
Prod Liability	0	0	0	0	0	0	0	0	0	6	10	16	0	0	0	16
Prof Malpractic	0	0	0	0	0	0	0	0	0	18	32	50	0	0	0	50
PIP Coverage	0	2	1	0	3	0	0	0	0	0	0	0	0	0	0	3
Real Property	6	2	3	3	14	0	0	0	0	0	0	0	0	0	0	14
Tort Other	0	0	0	0	0	34	42	39	115	0	0	0	0	0	0	115
Toxic Tort	0	0	0	0	0	0	0	0	0	0	2	2	0	0	0	2
UM/UIM Bod Inj	0	0	0	0	0	28	19	17	64	0	0	0	0	0	0	64
Total	82	45	31	28	186	1,063	1,134	920	3,117	447	469	916	24	69	93	4,312

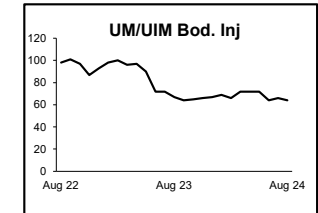
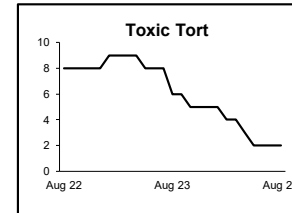
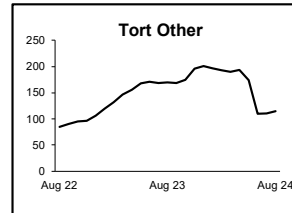
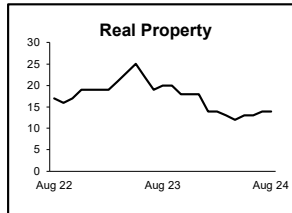
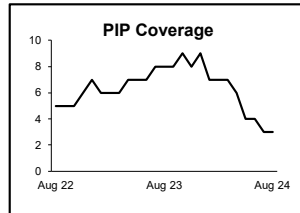
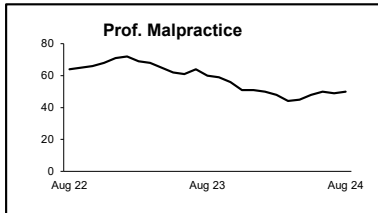
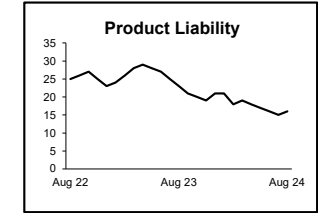
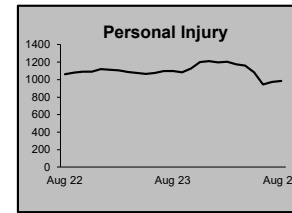
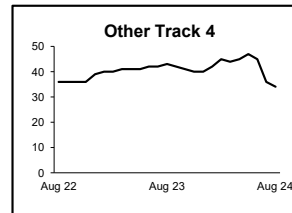
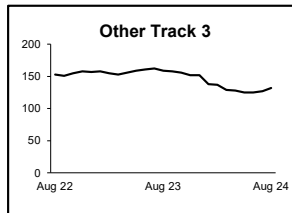
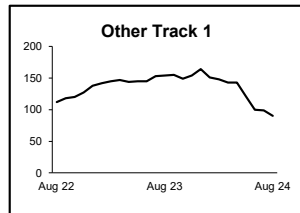
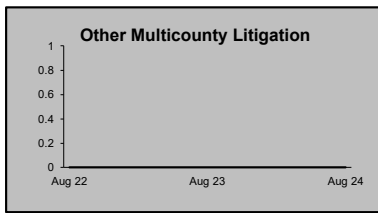
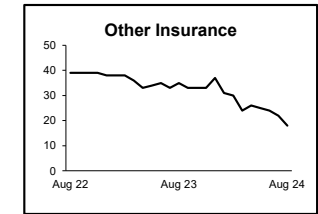
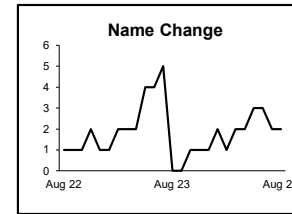
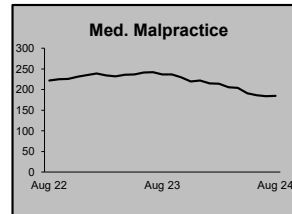
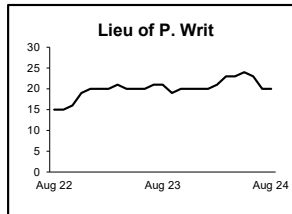
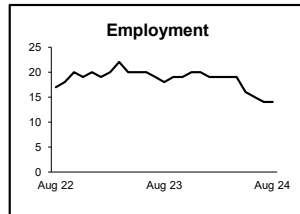
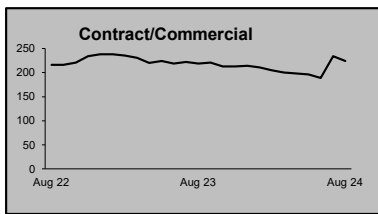
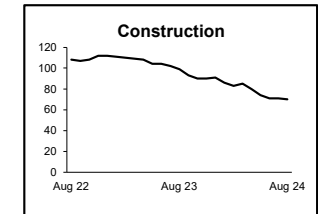
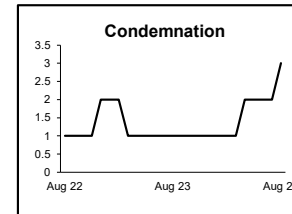
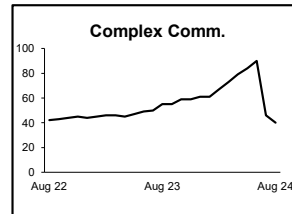
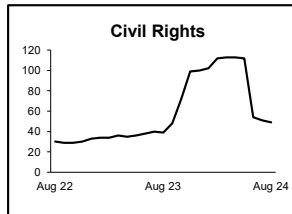
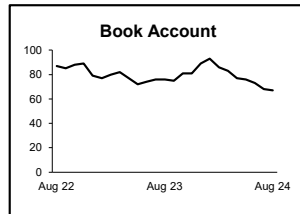
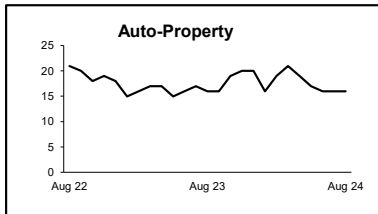
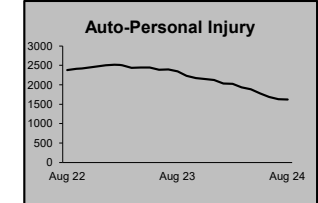
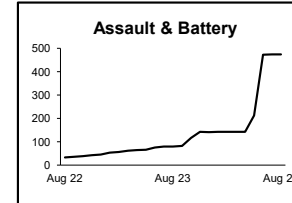
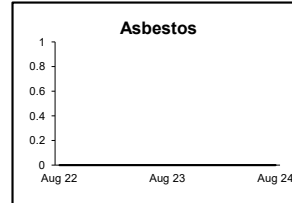
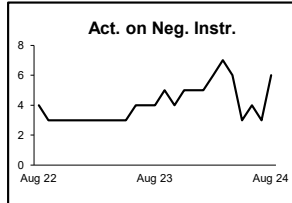
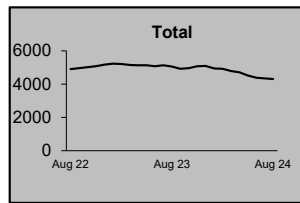
**CIVIL RESOLUTION SUMMARY BY CASETYPE
JULY 2024 - AUGUST 2024
ESSEX**

	Trial			Summary					Total	Percent resolved by						Monthly Resolutions
	Jury	Nonjury	Total	Judgment	Settlement	Default Judgment	Dismiss	Other		Trial	Sum Jud	Settle	Default J	Dismiss	Other	
Act on Neg Inst	0	0	0	0	0	1	1	0	2	0%	0%	0%	50%	50%	0%	
Asbestos	0	0	0	0	0	0	0	0	0	0%	0%	0%	0%	0%	0%	
Assault & Bat	0	0	0	0	0	0	4	0	4	0%	0%	0%	0%	100%	0%	
Auto - Pers Inj	1	1	2	13	142	4	490	26	677	0%	2%	21%	1%	72%	4%	
Auto - Property	0	0	0	2	4	7	12	0	25	0%	8%	16%	28%	48%	0%	
Book Account	0	2	2	9	17	36	64	1	129	2%	7%	13%	28%	50%	1%	
Civil Rights	0	0	0	1	1	0	12	1	15	0%	7%	7%	0%	80%	7%	
Complex Commerc	0	0	0	0	1	0	8	1	10	0%	0%	10%	0%	80%	10%	
Condemnation	0	0	0	0	0	0	0	0	0	0%	0%	0%	0%	0%	0%	
Construction	0	0	0	2	5	0	2	0	9	0%	22%	56%	0%	22%	0%	
Contract/Commer	0	0	0	18	29	19	84	9	159	0%	11%	18%	12%	53%	6%	
Employment	0	0	0	0	1	0	1	1	3	0%	0%	33%	0%	33%	33%	
Lieu of P. Writ	0	0	0	0	0	0	10	0	10	0%	0%	0%	0%	100%	0%	
Medical Malprac	0	0	0	1	10	0	10	2	23	0%	4%	43%	0%	43%	9%	
Name Change	0	0	0	0	0	0	6	48	54	0%	0%	0%	0%	11%	89%	
Other Insurance	0	0	0	1	2	0	13	0	16	0%	6%	13%	0%	81%	0%	
Other MCL	0	0	0	0	0	0	0	0	0	0%	0%	0%	0%	0%	0%	
Other Track 1	0	0	0	8	15	3	50	1	77	0%	10%	19%	4%	65%	1%	
Other Track 3	1	0	1	1	8	0	26	6	42	2%	2%	19%	0%	62%	14%	
Other Track 4	0	0	0	1	0	0	5	0	6	0%	17%	0%	0%	83%	0%	
Personal Injury	3	0	3	9	55	3	200	14	284	1%	3%	19%	1%	70%	5%	
Prod Liability	0	0	0	0	0	0	3	2	5	0%	0%	0%	0%	60%	40%	
Prof Malpractic	0	0	0	0	2	0	5	0	7	0%	0%	29%	0%	71%	0%	
PIP Coverage	0	0	0	0	0	0	3	0	3	0%	0%	0%	0%	100%	0%	
Real Property	0	0	0	2	0	0	6	0	8	0%	25%	0%	0%	75%	0%	
Tort Other	1	0	1	0	12	1	17	3	34	3%	0%	35%	3%	50%	9%	
Toxic Tort	0	0	0	0	0	0	1	0	1	0%	0%	0%	0%	100%	0%	
UM/UIM Bod Inj	0	0	0	0	3	0	23	3	29	0%	0%	10%	0%	79%	10%	
Total	6	3	9	68	307	74	1,056	118	1,632	1%	4%	19%	5%	65%	7%	



**CIVIL BACKLOG BY CASETYPE
AUGUST 2024
ESSEX**

	Total	Backlog	% chg
Aug 22		4,885	
Aug 23		5,055	3%
Aug 24		4,312	-15%



1) Casetypes with the state's largest backlogs are highlighted.

**CIVIL CASELOAD SUMMARY BY CASETYPE
AUGUST 2024
GLOUCESTER**

	Filings			Resolutions			Clearance		Backlog			Backlog Percent		Backlog Per 100 Monthly Filings		Active Pending		
	Jul 2023 to Aug 2023	Jul 2024 to Aug 2024	percent change	Jul 2023 to Aug 2023	Jul 2024 to Aug 2024	percent change	Aug 2024		Aug 2023	Aug 2024	percent change	Aug 2023	Aug 2024	Aug 2023	Aug 2024	Aug 2023	Aug 2024	percent change
							number	percent										
Act on Neg Inst	2	1	-50%	0	0	0%	-1	0%	2	0	-100%	40%	0%	600	0	5	3	-40%
Asbestos	0	0	0%	0	0	0%	0	100%	0	0	0%	0%	0%	0	0	0	0	0%
Assault & Bat	1	0	-100%	1	0	-100%	0	100%	0	2		0%	29%	0	600	4	7	75%
Auto - Pers Inj	70	62	-11%	74	63	-15%	1	102%	91	73	-20%	21%	19%	294	252	435	387	-11%
Auto - Property	4	3	-25%	3	6	100%	3	200%	0	0	0%	0%	0%	0	0	19	27	42%
Book Account	29	37	28%	29	33	14%	-4	89%	2	5	150%	3%	4%	14	28	74	120	62%
Civil Rights	4	1	-75%	1	8	700%	7	800%	2	3	50%	14%	23%	218	200	14	13	-7%
Complex Comm	0	0	0%	0	1		1	100%	3	3	0%	50%	50%	1,800	600	6	6	0%
Condemnation	1	3	200%	0	2		-1	67%	0	0	0%	0%	0%	0	0	1	4	300%
Construction	1	1	0%	2	4	100%	3	400%	3	2	-33%	30%	33%	450	267	10	6	-40%
Contract/Comm	35	38	9%	39	30	-23%	-8	79%	14	18	29%	9%	9%	83	86	153	195	27%
Employment	1	4	300%	0	3		-1	75%	3	1	-67%	38%	11%	450	100	8	9	13%
Lieu of P. Writ	0	3		4	5	25%	2	167%	0	2		0%	11%	0	120	13	18	38%
Medical Malprac	8	4	-50%	1	1	0%	-3	25%	27	25	-7%	42%	42%	1,045	1,154	64	60	-6%
Name Change	14	22	57%	12	28	133%	6	127%	0	0	0%	0%	0%	0	0	14	30	114%
Other Insurance	1	0	-100%	1	3	200%	3	100%	3	3	0%	43%	60%	514	514	7	5	-29%
Other MCL	0	0	0%	0	0	0%	0	100%	0	0	0%	0%	0%	0	0	0	0	0%
Other Track 1	19	35	84%	22	24	9%	-11	69%	10	14	40%	12%	16%	99	127	83	90	8%
Other Track 3	8	14	75%	9	9	0%	-5	64%	15	12	-20%	18%	12%	231	157	83	97	17%
Other Track 4	0	1		0	1		0	100%	15	9	-40%	75%	69%	3,000	2,160	20	13	-35%
Personal Injury	35	41	17%	37	31	-16%	-10	76%	47	56	19%	17%	20%	234	277	271	286	6%
Prod Liability	3	1	-67%	1	1	0%	0	100%	1	3	200%	10%	30%	171	600	10	10	0%
Prof Malpractic	5	0	-100%	2	3	50%	3	100%	11	4	-64%	37%	27%	825	2,400	30	15	-50%
PIP Coverage	0	2		0	0	0%	-2	0%	0	1		0%	25%	0	300	1	4	300%
Real Property	2	5	150%	0	1		-4	20%	2	1	-50%	20%	8%	218	86	10	12	20%
Tort Other	5	5	0%	12	4	-67%	-1	80%	15	9	-40%	41%	25%	514	318	37	36	-3%
Toxic Tort	0	0	0%	0	0	0%	0	100%	0	0	0%	0%	0%	0	0	0	0	0%
UM/UM Bod Inj	3	8	167%	9	5	-44%	-3	63%	9	9	0%	21%	20%	300	338	43	44	2%
Total	251	291	16%	259	266	3%	-25	91%	275	255	-7%	19%	17%	218	186	1,415	1,497	6%

CIVIL BACKLOG SUMMARY BY CASETYPE

August 2024

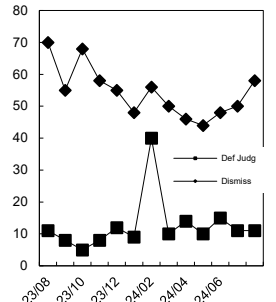
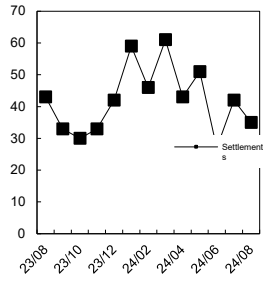
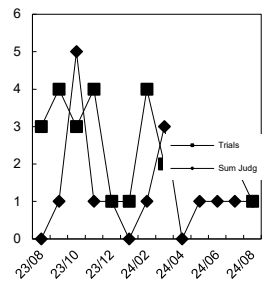
GLOUCESTER

	Cases in Backlog															Total Backlog
	Track 1					Track 2				Track 3			Track 4			
	12 to 18 months	18 to 24 months	24 to 36 months	over 36 months	Total Track 1	18 to 24 months	24 to 36 months	over 36 months	Total Track 2	24 to 36 months	over 36 months	Total Track 3	24 to 36 months	over 36 months	Total Track 4	
Act on Neg Inst	0	0	0	0	0	0	0	0	0	0	0	0	0	0	0	0
Asbestos	0	0	0	0	0	0	0	0	0	0	0	0	0	0	0	0
Assault & Bat	0	0	0	0	0	0	0	0	0	2	0	2	0	0	0	2
Auto - Pers Inj	0	0	0	0	0	39	24	10	73	0	0	0	0	0	0	73
Auto - Property	0	0	0	0	0	0	0	0	0	0	0	0	0	0	0	0
Book Account	4	1	0	0	5	0	0	0	0	0	0	0	0	0	0	5
Civil Rights	0	0	0	0	0	0	0	0	0	3	0	3	0	0	0	3
Complex Comm	0	0	0	0	0	0	0	0	0	0	0	0	0	3	3	3
Condemnation	0	0	0	0	0	0	0	0	0	0	0	0	0	0	0	0
Construction	0	0	0	0	0	0	1	1	2	0	0	0	0	0	0	2
Contract/Comm	0	0	0	0	0	10	6	2	18	0	0	0	0	0	0	18
Employment	0	0	0	0	0	1	0	0	1	0	0	0	0	0	0	1
Lieu of P. Writ	0	0	0	0	0	0	0	0	0	0	0	0	2	0	2	2
Medical Malprac	0	0	0	0	0	0	0	0	0	10	15	25	0	0	0	25
Name Change	0	0	0	0	0	0	0	0	0	0	0	0	0	0	0	0
Other Insurance	1	0	1	1	3	0	0	0	0	0	0	0	0	0	0	3
Other MCL	0	0	0	0	0	0	0	0	0	0	0	0	0	0	0	0
Other Track 1	8	2	1	1	12	1	0	0	1	0	1	1	0	0	0	14
Other Track 3	0	0	0	0	0	0	0	0	0	8	4	12	0	0	0	12
Other Track 4	0	0	0	0	0	0	0	0	0	0	0	0	1	8	9	9
Personal Injury	0	0	0	0	0	34	16	5	55	1	0	1	0	0	0	56
Prod Liability	0	0	0	0	0	0	0	0	0	3	0	3	0	0	0	3
Prof Malpractic	0	0	0	0	0	0	0	0	0	2	2	4	0	0	0	4
PIP Coverage	0	1	0	0	1	0	0	0	0	0	0	0	0	0	0	1
Real Property	0	0	0	1	1	0	0	0	0	0	0	0	0	0	0	1
Tort Other	0	0	0	0	0	5	2	2	9	0	0	0	0	0	0	9
Toxic Tort	0	0	0	0	0	0	0	0	0	0	0	0	0	0	0	0
UM/UIM Bod Inj	0	0	0	0	0	6	3	0	9	0	0	0	0	0	0	9
Total	13	4	2	3	22	96	52	20	168	29	22	51	3	11	14	255

**CIVIL RESOLUTION SUMMARY BY CASETYPE
JULY 2024 - AUGUST 2024
GLOUCESTER**

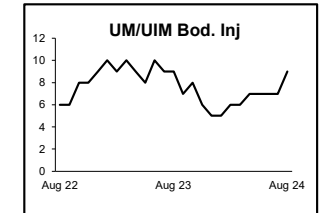
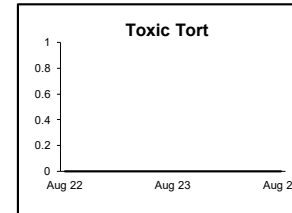
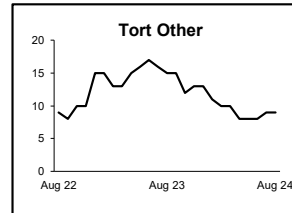
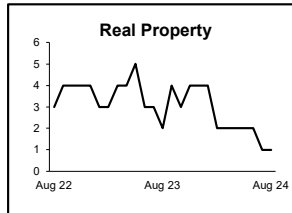
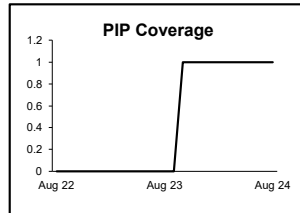
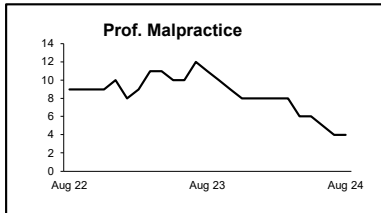
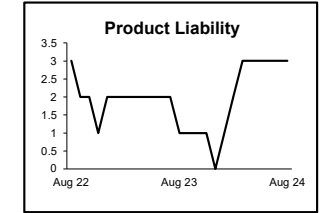
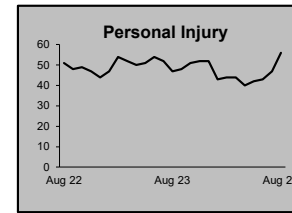
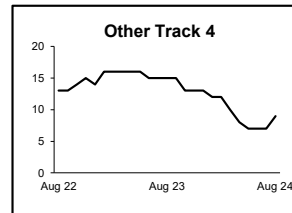
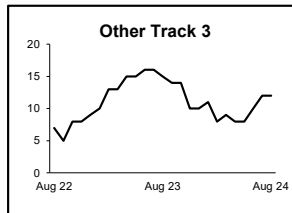
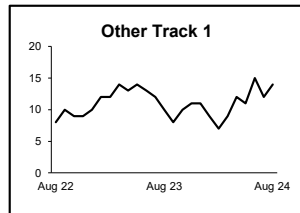
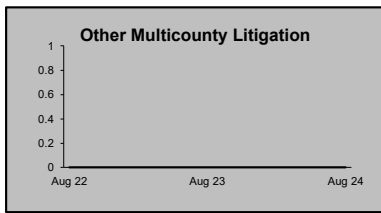
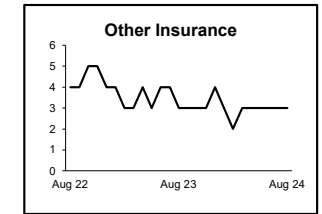

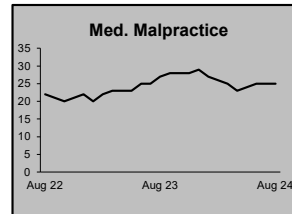
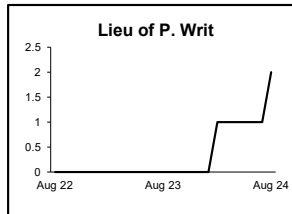
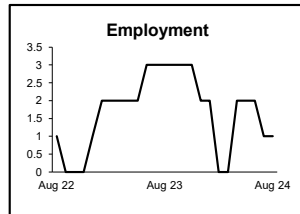
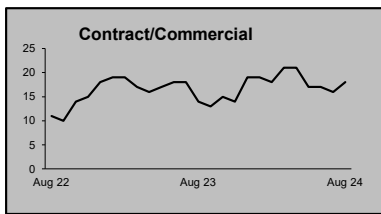
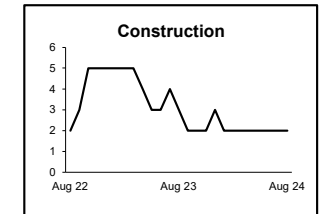
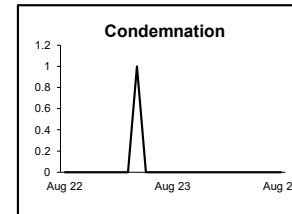
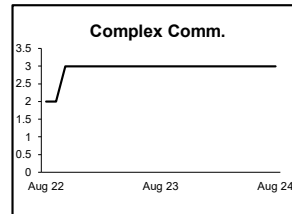
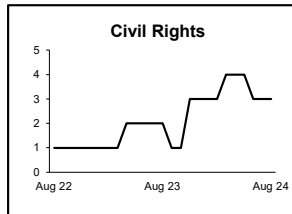
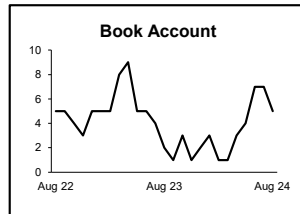
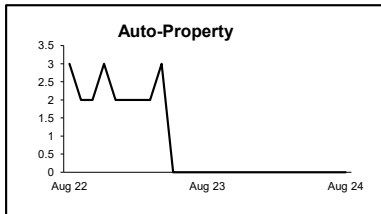
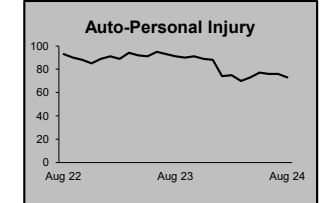
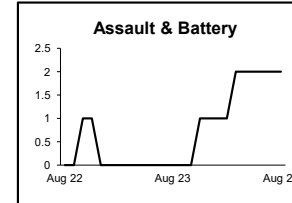
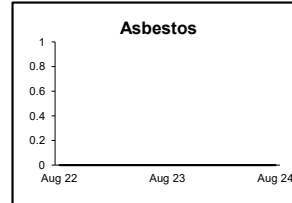
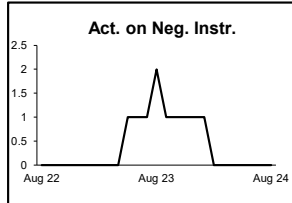
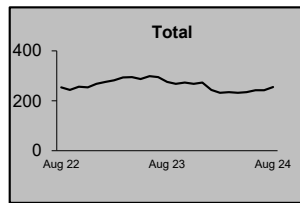
	Trial			Summary					Total	Percent resolved by						Monthly Resolutions
	Jury	Nonjury	Total	Judgment	Settlement	Default Judgment	Dismiss	Other		Trial	Sum Jud	Settle	Default J	Dismiss	Other	
Act on Neg Inst	0	0	0	0	0	0	0	0	0	0%	0%	0%	0%	0%	0%	
Asbestos	0	0	0	0	0	0	0	0	0	0%	0%	0%	0%	0%	0%	
Assault & Bat	0	0	0	0	0	0	0	0	0	0%	0%	0%	0%	0%	0%	
Auto - Pers Inj	2	0	2	0	31	0	27	3	63	3%	0%	49%	0%	43%	5%	
Auto - Property	0	0	0	0	1	2	3	0	6	0%	0%	17%	33%	50%	0%	
Book Account	0	1	1	1	9	12	10	0	33	3%	3%	27%	36%	30%	0%	
Civil Rights	0	0	0	0	0	0	7	1	8	0%	0%	0%	0%	88%	13%	
Complex Commerc	0	0	0	0	0	0	0	1	1	0%	0%	0%	0%	0%	100%	
Condemnation	0	0	0	0	0	0	0	2	2	0%	0%	0%	0%	0%	100%	
Construction	0	0	0	0	1	0	3	0	4	0%	0%	25%	0%	75%	0%	
Contract/Commer	0	0	0	0	8	6	15	1	30	0%	0%	27%	20%	50%	3%	
Employment	0	0	0	1	0	0	0	2	3	0%	33%	0%	0%	0%	67%	
Lieu of P. Writ	0	0	0	0	0	0	3	2	5	0%	0%	0%	0%	60%	40%	
Medical Malprac	0	0	0	0	0	0	1	0	1	0%	0%	0%	0%	100%	0%	
Name Change	0	0	0	0	0	0	0	28	28	0%	0%	0%	0%	0%	100%	
Other Insurance	0	0	0	0	0	1	2	0	3	0%	0%	0%	33%	67%	0%	
Other MCL	0	0	0	0	0	0	0	0	0	0%	0%	0%	0%	0%	0%	
Other Track 1	0	0	0	0	6	0	12	6	24	0%	0%	25%	0%	50%	25%	
Other Track 3	0	0	0	0	4	0	3	2	9	0%	0%	44%	0%	33%	22%	
Other Track 4	0	0	0	0	0	0	1	0	1	0%	0%	0%	0%	100%	0%	
Personal Injury	0	0	0	0	11	0	14	6	31	0%	0%	35%	0%	45%	19%	
Prod Liability	0	0	0	0	0	0	1	0	1	0%	0%	0%	0%	100%	0%	
Prof Malpractic	0	0	0	0	2	0	1	0	3	0%	0%	67%	0%	33%	0%	
PIP Coverage	0	0	0	0	0	0	0	0	0	0%	0%	0%	0%	0%	0%	
Real Property	0	0	0	0	1	0	0	0	1	0%	0%	100%	0%	0%	0%	
Tort Other	0	0	0	0	1	1	2	0	4	0%	0%	25%	25%	50%	0%	
Toxic Tort	0	0	0	0	0	0	0	0	0	0%	0%	0%	0%	0%	0%	
UM/UIM Bod Inj	0	0	0	0	2	0	3	0	5	0%	0%	40%	0%	60%	0%	
Total	2	1	3	2	77	22	108	54	266	1%	1%	29%	8%	41%	20%	

Monthly Resolutions



CIVIL BACKLOG BY CASETYPE AUGUST 2024 GLOUCESTER

	Total	Backlog	% chg
Aug 22		253	
Aug 23		275	9%
Aug 24		255	-7%



1) Casetypes with the state's largest backlogs are highlighted.

**CIVIL CASELOAD SUMMARY BY CASETYPE
AUGUST 2024
HUDSON**

	Filings			Resolutions			Clearance		Backlog			Backlog Percent		Backlog Per 100 Monthly Filings		Active Pending		
	Jul 2023 to Aug 2023	Jul 2024 to Aug 2024	percent change	Jul 2023 to Aug 2023	Jul 2024 to Aug 2024	percent change	Aug 2024		Aug 2023	Aug 2024	percent change	Aug 2023	Aug 2024	Aug 2023	Aug 2024	Aug 2023	Aug 2024	percent change
							number	percent										
Act on Neg Inst	2	6	200%	1	1	0%	-5	17%	0	1		0%	8%	0	86	3	12	300%
Asbestos	0	0	0%	0	0	0%	0	100%	0	0	0%	0%	0%	0	0	0	0	0%
Assault & Bat	2	2	0%	5	1	-80%	-1	50%	12	20	67%	33%	56%	1,440	1,714	36	36	0%
Auto - Pers Inj	304	319	5%	360	292	-19%	-27	92%	570	395	-31%	25%	19%	376	268	2,246	2,090	-7%
Auto - Property	6	20	233%	7	8	14%	-12	40%	4	4	0%	7%	6%	62	56	57	63	11%
Book Account	78	114	46%	60	83	38%	-31	73%	44	26	-41%	17%	7%	121	53	260	365	40%
Civil Rights	0	7		1	4	300%	-3	57%	5	7	40%	31%	24%	462	300	16	29	81%
Complex Comm	4	4	0%	4	2	-50%	-2	50%	11	20	82%	28%	40%	338	1,143	40	50	25%
Condemnation	2	1	-50%	3	0	-100%	-1	0%	5	7	40%	28%	10%	600	100	18	73	306%
Construction	8	3	-63%	1	6	500%	3	200%	10	10	0%	25%	26%	343	444	40	39	-3%
Contract/Comm	113	128	13%	79	106	34%	-22	83%	104	83	-20%	19%	14%	204	147	562	583	4%
Employment	0	2		2	3	50%	1	150%	7	1	-86%	58%	6%	700	52	12	16	33%
Lieu of P. Writ	3	5	67%	5	8	60%	3	160%	32	47	47%	40%	51%	937	1,376	80	93	16%
Medical Malprac	6	15	150%	6	5	-17%	-10	33%	50	45	-10%	45%	38%	1,463	1,149	111	119	7%
Name Change	61	54	-11%	53	46	-13%	-8	85%	0	0	0%	0%	0%	0	0	48	52	8%
Other Insurance	5	4	-20%	6	3	-50%	-1	75%	7	7	0%	24%	28%	247	350	29	25	-14%
Other MCL	0	0	0%	0	0	0%	0	100%	0	0	0%	0%	0%	0	0	0	0	0%
Other Track 1	24	35	46%	31	38	23%	3	109%	49	41	-16%	36%	28%	298	215	136	149	10%
Other Track 3	35	24	-31%	35	28	-20%	4	117%	55	32	-42%	29%	19%	400	282	188	171	-9%
Other Track 4	2	1	-50%	1	3	200%	2	300%	21	18	-14%	64%	53%	2,520	1,080	33	34	3%
Personal Injury	110	121	10%	103	128	24%	7	106%	334	257	-23%	32%	25%	580	430	1,059	1,023	-3%
Prod Liability	2	1	-50%	1	2	100%	1	200%	6	8	33%	30%	67%	800	2,400	20	12	-40%
Prof Malpractic	4	3	-25%	2	3	50%	0	100%	31	18	-42%	62%	40%	2,325	982	50	45	-10%
PIP Coverage	2	2	0%	1	2	100%	0	100%	2	2	0%	22%	20%	171	185	9	10	11%
Real Property	6	3	-50%	4	6	50%	3	200%	8	7	-13%	24%	37%	246	336	33	19	-42%
Tort Other	26	29	12%	20	24	20%	-5	83%	57	35	-39%	30%	23%	415	326	189	153	-19%
Toxic Tort	0	1		0	0	0%	-1	0%	1	2	100%	50%	100%	1,200	2,400	2	2	0%
UM/UIM Bod Inj	10	11	10%	12	10	-17%	-1	91%	26	11	-58%	30%	16%	473	213	88	67	-24%
Total	815	915	12%	803	812	1%	-103	89%	1,451	1,104	-24%	27%	21%	361	262	5,365	5,330	-1%

CIVIL BACKLOG SUMMARY BY CASETYPE

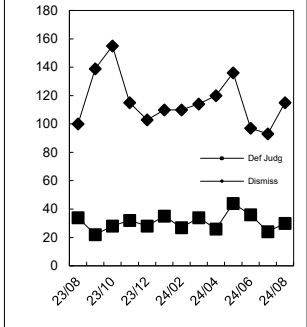
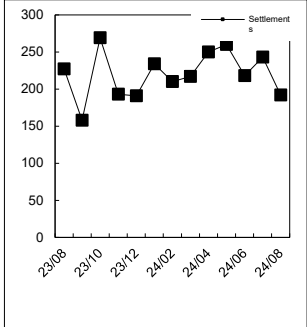
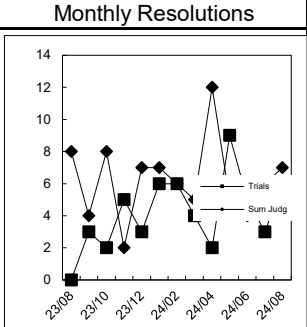
August 2024

HUDSON

	Cases in Backlog															Total Backlog
	Track 1					Track 2				Track 3			Track 4			
	12 to 18 months	18 to 24 months	24 to 36 months	over 36 months	Total Track 1	18 to 24 months	24 to 36 months	over 36 months	Total Track 2	24 to 36 months	over 36 months	Total Track 3	24 to 36 months	over 36 months	Total Track 4	
Act on Neg Inst	1	0	0	0	1	0	0	0	0	0	0	0	0	0	0	1
Asbestos	0	0	0	0	0	0	0	0	0	0	0	0	0	0	0	0
Assault & Bat	0	0	0	0	0	0	1	0	1	13	6	19	0	0	0	20
Auto - Pers Inj	0	0	0	0	0	224	122	49	395	0	0	0	0	0	0	395
Auto - Property	0	0	0	0	0	2	2	0	4	0	0	0	0	0	0	4
Book Account	15	2	5	3	25	0	0	0	0	0	0	0	1	0	1	26
Civil Rights	0	0	0	0	0	0	2	0	2	3	2	5	0	0	0	7
Complex Comm	0	0	0	0	0	0	0	0	0	0	0	0	10	10	20	20
Condemnation	0	0	0	0	0	0	0	0	0	4	3	7	0	0	0	7
Construction	0	0	0	0	0	5	2	3	10	0	0	0	0	0	0	10
Contract/Comm	1	0	0	0	1	37	25	20	82	0	0	0	0	0	0	83
Employment	0	0	0	0	0	0	0	1	1	0	0	0	0	0	0	1
Lieu of P. Writ	0	0	0	0	0	0	0	0	0	0	0	0	15	32	47	47
Medical Malprac	0	0	0	0	0	0	0	0	0	21	24	45	0	0	0	45
Name Change	0	0	0	0	0	0	0	0	0	0	0	0	0	0	0	0
Other Insurance	3	1	1	2	7	0	0	0	0	0	0	0	0	0	0	7
Other MCL	0	0	0	0	0	0	0	0	0	0	0	0	0	0	0	0
Other Track 1	14	6	7	11	38	3	0	0	3	0	0	0	0	0	0	41
Other Track 3	0	0	0	0	0	0	0	0	0	12	20	32	0	0	0	32
Other Track 4	0	0	0	0	0	0	0	0	0	0	0	0	5	13	18	18
Personal Injury	0	0	0	0	0	135	85	37	257	0	0	0	0	0	0	257
Prod Liability	0	0	0	0	0	0	0	0	0	5	3	8	0	0	0	8
Prof Malpractic	0	0	0	0	0	0	0	0	0	6	12	18	0	0	0	18
PIP Coverage	1	1	0	0	2	0	0	0	0	0	0	0	0	0	0	2
Real Property	2	4	0	1	7	0	0	0	0	0	0	0	0	0	0	7
Tort Other	0	0	0	0	0	16	12	7	35	0	0	0	0	0	0	35
Toxic Tort	0	0	0	0	0	0	0	0	0	1	1	2	0	0	0	2
UM/UIM Bod Inj	0	0	0	0	0	7	3	1	11	0	0	0	0	0	0	11
Total	37	14	13	17	81	429	254	118	801	65	71	136	31	55	86	1,104

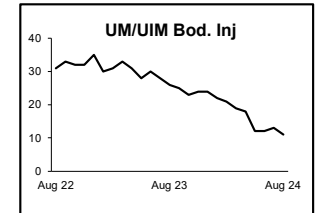
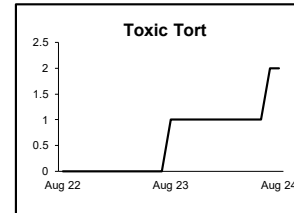
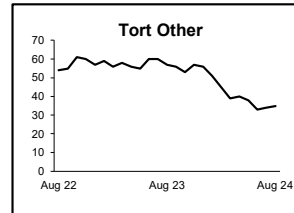
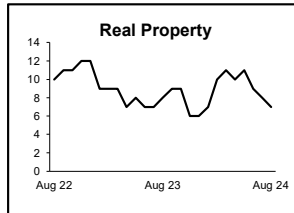
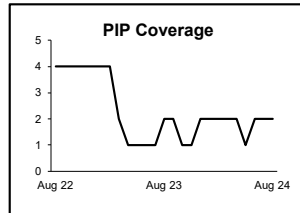
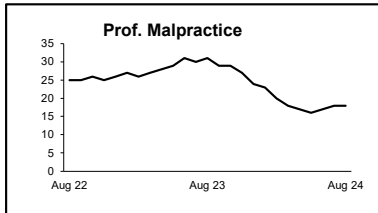
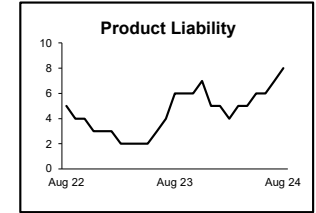
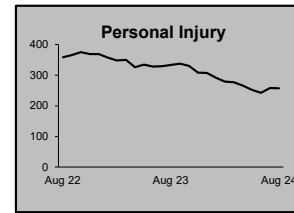
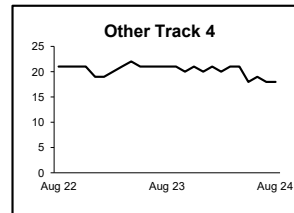
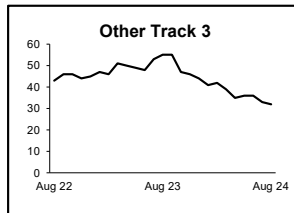
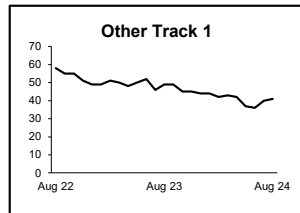
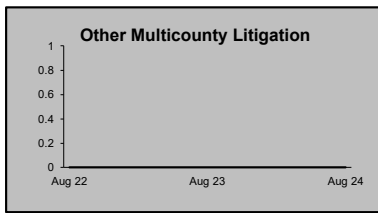
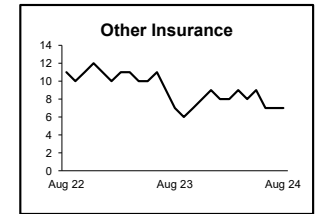
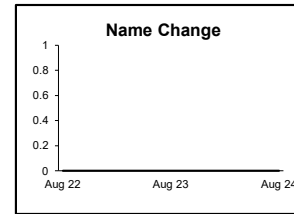
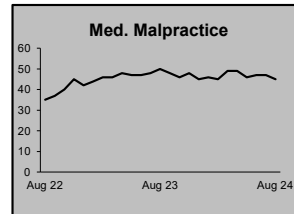
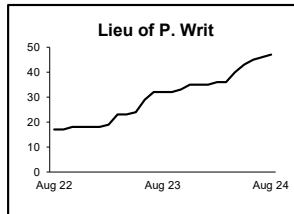
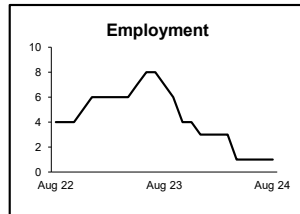
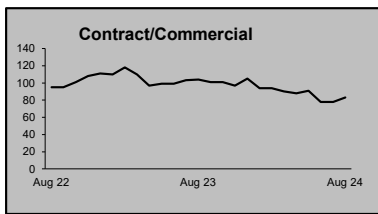
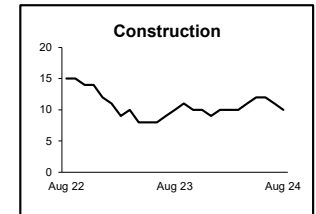
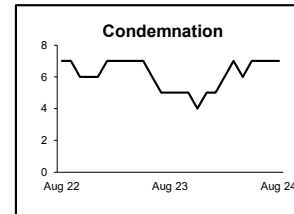
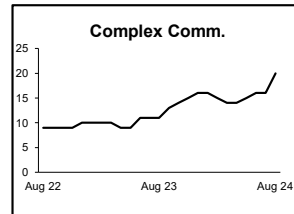
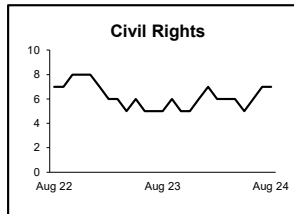
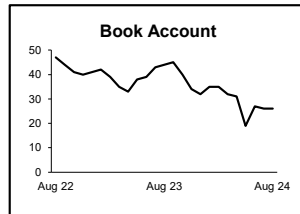
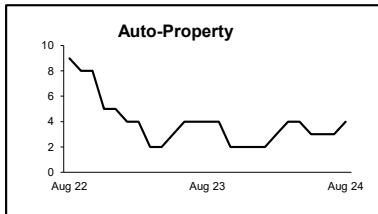
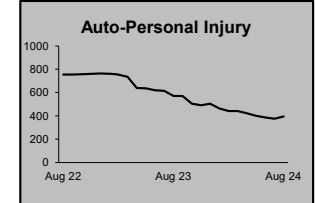
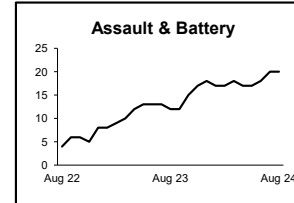
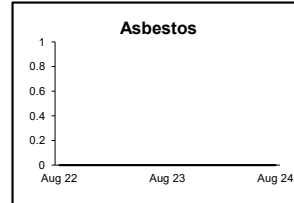
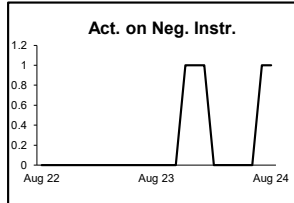
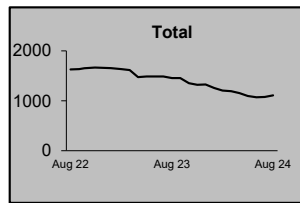
**CIVIL RESOLUTION SUMMARY BY CASETYPE
JULY 2024 - AUGUST 2024
HUDSON**

	Trial			Summary					Total	Percent resolved by						Monthly Resolutions
	Jury	Nonjury	Total	Judgment	Settlement	Default Judgment	Dismiss	Other		Trial	Sum Jud	Settle	Default J	Dismiss	Other	
Act on Neg Inst	0	0	0	0	0	0	1	0	1	0%	0%	0%	0%	100%	0%	
Asbestos	0	0	0	0	0	0	0	0	0	0%	0%	0%	0%	0%	0%	
Assault & Bat	0	0	0	0	0	0	1	0	1	0%	0%	0%	0%	100%	0%	
Auto - Pers Inj	2	0	2	0	214	3	61	12	292	1%	0%	73%	1%	21%	4%	
Auto - Property	0	0	0	0	3	4	1	0	8	0%	0%	38%	50%	13%	0%	
Book Account	0	0	0	4	22	23	33	1	83	0%	5%	27%	28%	40%	1%	
Civil Rights	0	0	0	0	2	0	1	1	4	0%	0%	50%	0%	25%	25%	
Complex Commerc	0	0	0	0	2	0	0	0	2	0%	0%	100%	0%	0%	0%	
Condemnation	0	0	0	0	0	0	0	0	0	0%	0%	0%	0%	0%	0%	
Construction	0	0	0	0	2	0	3	1	6	0%	0%	33%	0%	50%	17%	
Contract/Commer	1	2	3	1	43	15	41	3	106	3%	1%	41%	14%	39%	3%	
Employment	0	0	0	0	1	0	2	0	3	0%	0%	33%	0%	67%	0%	
Lieu of P. Writ	0	2	2	0	1	0	5	0	8	25%	0%	13%	0%	63%	0%	
Medical Malprac	0	0	0	1	3	0	1	0	5	0%	20%	60%	0%	20%	0%	
Name Change	0	0	0	0	0	0	0	46	46	0%	0%	0%	0%	0%	100%	
Other Insurance	0	0	0	0	2	0	0	1	3	0%	0%	67%	0%	0%	33%	
Other MCL	0	0	0	0	0	0	0	0	0	0%	0%	0%	0%	0%	0%	
Other Track 1	0	0	0	1	16	5	7	9	38	0%	3%	42%	13%	18%	24%	
Other Track 3	1	0	1	1	14	0	9	3	28	4%	4%	50%	0%	32%	11%	
Other Track 4	0	0	0	0	2	0	1	0	3	0%	0%	67%	0%	33%	0%	
Personal Injury	1	0	1	5	83	3	26	10	128	1%	4%	65%	2%	20%	8%	
Prod Liability	0	0	0	0	1	0	0	1	2	0%	0%	50%	0%	0%	50%	
Prof Malpractic	0	0	0	0	2	0	1	0	3	0%	0%	67%	0%	33%	0%	
PIP Coverage	0	0	0	0	1	0	0	1	2	0%	0%	50%	0%	0%	50%	
Real Property	0	0	0	0	3	0	3	0	6	0%	0%	50%	0%	50%	0%	
Tort Other	0	0	0	0	11	1	9	3	24	0%	0%	46%	4%	38%	13%	
Toxic Tort	0	0	0	0	0	0	0	0	0	0%	0%	0%	0%	0%	0%	
UM/UIM Bod Inj	0	0	0	0	7	0	2	1	10	0%	0%	70%	0%	20%	10%	
Total	5	4	9	13	435	54	208	93	812	1%	2%	54%	7%	26%	11%	



**CIVIL BACKLOG BY CASETYPE
AUGUST 2024
HUDSON**

	Total	Backlog	% chg
Aug 22		1,625	
Aug 23		1,451	-11%
Aug 24		1,104	-24%



1) Casetypes with the state's largest backlogs are highlighted.

**CIVIL CASELOAD SUMMARY BY CASETYPE
AUGUST 2024
HUNTERDON**

	Filings			Resolutions			Clearance		Backlog			Backlog Percent		Backlog Per 100 Monthly Filings		Active Pending		
	Jul 2023 to Aug 2023	Jul 2024 to Aug 2024	percent change	Jul 2023 to Aug 2023	Jul 2024 to Aug 2024	percent change	Aug 2024		Aug 2023	Aug 2024	percent change	Aug 2023	Aug 2024	Aug 2023	Aug 2024	Aug 2023	Aug 2024	percent change
							number	percent										
Act on Neg Inst	0	1		0	0	0%	-1	0%	1	1	0%	50%	50%	400	400	2	2	0%
Asbestos	0	0	0%	0	0	0%	0	100%	0	0	0%	0%	0%	0	0	0	0	0%
Assault & Bat	0	1		0	0	0%	-1	0%	1	10	900%	8%	77%	600	12,000	12	13	8%
Auto - Pers Inj	13	25	92%	9	19	111%	-6	76%	41	32	-22%	38%	25%	757	427	109	126	16%
Auto - Property	2	1	-50%	1	3	200%	2	300%	1	0	-100%	20%	0%	171	0	5	7	40%
Book Account	12	20	67%	8	23	188%	3	115%	6	5	-17%	14%	8%	122	54	43	64	49%
Civil Rights	4	0	-100%	1	0	-100%	0	100%	4	12	200%	22%	67%	436	2,880	18	18	0%
Complex Comm	0	0	0%	0	1		1	100%	2	3	50%	22%	38%	600	3,600	9	8	-11%
Condemnation	1	0	-100%	0	0	0%	0	100%	0	0	0%	0%	0%	0	0	1	1	0%
Construction	1	0	-100%	2	4	100%	4	100%	1	0	-100%	17%	0%	240	0	6	7	17%
Contract/Comm	21	18	-14%	15	21	40%	3	117%	16	15	-6%	20%	19%	216	188	79	80	1%
Employment	1	0	-100%	0	1		1	100%	0	1		0%	33%	0	400	3	3	0%
Lieu of P. Writ	0	2		1	0	-100%	-2	0%	2	4	100%	20%	33%	480	960	10	12	20%
Medical Malprac	1	1	0%	0	1		0	100%	20	19	-5%	67%	61%	3,000	5,700	30	31	3%
Name Change	15	21	40%	8	11	38%	-10	52%	0	0	0%	0%	0%	0	0	20	23	15%
Other Insurance	0	1		1	1	0%	0	100%	1	0	-100%	50%	0%	400	0	2	1	-50%
Other MCL	0	0	0%	0	0	0%	0	100%	0	0	0%	0%	0%	0	0	0	0	0%
Other Track 1	6	7	17%	4	9	125%	2	129%	3	3	0%	14%	13%	84	82	21	23	10%
Other Track 3	2	2	0%	4	3	-25%	1	150%	7	10	43%	21%	30%	382	667	33	33	0%
Other Track 4	0	1		2	0	-100%	-1	0%	3	4	33%	75%	67%	900	2,400	4	6	50%
Personal Injury	10	8	-20%	13	4	-69%	-4	50%	32	32	0%	40%	41%	817	1,038	80	79	-1%
Prod Liability	1	0	-100%	2	0	-100%	0	100%	1	0	-100%	17%	0%	171	0	6	1	-83%
Prof Malpractic	2	0	-100%	1	1	0%	1	100%	6	5	-17%	40%	45%	1,029	2,000	15	11	-27%
PIP Coverage	0	0	0%	0	1		1	100%	0	0	0%	0%	0%	0	0	0	0	0%
Real Property	0	2		0	0	0%	-2	0%	4	2	-50%	100%	25%	2,400	267	4	8	100%
Tort Other	2	3	50%	1	1	0%	-2	33%	9	9	0%	50%	36%	720	675	18	25	39%
Toxic Tort	1	0	-100%	1	0	-100%	0	100%	0	0	0%	0%	0%	0	0	0	2	
UM/UM Bod Inj	1	0	-100%	2	0	-100%	0	100%	4	3	-25%	57%	38%	1,600	720	7	8	14%
Total	96	114	19%	76	104	37%	-10	91%	165	170	3%	31%	29%	395	369	537	592	10%

CIVIL BACKLOG SUMMARY BY CASETYPE

August 2024

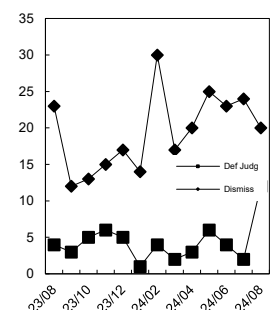
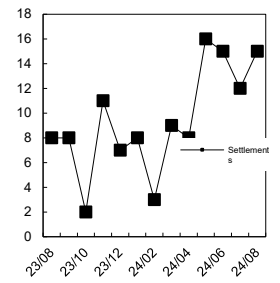
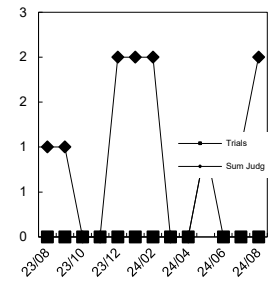
HUNTERDON

	Cases in Backlog															Total Backlog
	Track 1					Track 2				Track 3			Track 4			
	12 to 18 months	18 to 24 months	24 to 36 months	over 36 months	Total Track 1	18 to 24 months	24 to 36 months	over 36 months	Total Track 2	24 to 36 months	over 36 months	Total Track 3	24 to 36 months	over 36 months	Total Track 4	
Act on Neg Inst	1	0	0	0	1	0	0	0	0	0	0	0	0	0	0	1
Asbestos	0	0	0	0	0	0	0	0	0	0	0	0	0	0	0	0
Assault & Bat	0	0	0	0	0	0	0	0	0	9	1	10	0	0	0	10
Auto - Pers Inj	0	0	0	0	0	8	12	12	32	0	0	0	0	0	0	32
Auto - Property	0	0	0	0	0	0	0	0	0	0	0	0	0	0	0	0
Book Account	0	1	3	1	5	0	0	0	0	0	0	0	0	0	0	5
Civil Rights	0	0	0	0	0	0	0	0	0	8	4	12	0	0	0	12
Complex Comm	0	0	0	0	0	0	0	0	0	0	0	0	2	1	3	3
Condemnation	0	0	0	0	0	0	0	0	0	0	0	0	0	0	0	0
Construction	0	0	0	0	0	0	0	0	0	0	0	0	0	0	0	0
Contract/Comm	0	0	0	0	0	2	7	6	15	0	0	0	0	0	0	15
Employment	0	0	0	0	0	1	0	0	1	0	0	0	0	0	0	1
Lieu of P. Writ	0	0	0	0	0	0	0	0	0	0	0	0	1	3	4	4
Medical Malprac	0	0	0	0	0	0	0	0	0	2	17	19	0	0	0	19
Name Change	0	0	0	0	0	0	0	0	0	0	0	0	0	0	0	0
Other Insurance	0	0	0	0	0	0	0	0	0	0	0	0	0	0	0	0
Other MCL	0	0	0	0	0	0	0	0	0	0	0	0	0	0	0	0
Other Track 1	1	0	2	0	3	0	0	0	0	0	0	0	0	0	0	3
Other Track 3	0	0	0	0	0	0	0	0	0	7	3	10	0	0	0	10
Other Track 4	0	0	0	0	0	0	0	0	0	0	0	0	1	3	4	4
Personal Injury	0	0	0	0	0	11	13	8	32	0	0	0	0	0	0	32
Prod Liability	0	0	0	0	0	0	0	0	0	0	0	0	0	0	0	0
Prof Malpractic	0	0	0	0	0	0	0	0	0	3	2	5	0	0	0	5
PIP Coverage	0	0	0	0	0	0	0	0	0	0	0	0	0	0	0	0
Real Property	0	0	2	0	2	0	0	0	0	0	0	0	0	0	0	2
Tort Other	0	0	0	0	0	0	4	5	9	0	0	0	0	0	0	9
Toxic Tort	0	0	0	0	0	0	0	0	0	0	0	0	0	0	0	0
UM/UIM Bod Inj	0	0	0	0	0	0	2	1	3	0	0	0	0	0	0	3
Total	2	1	7	1	11	22	38	32	92	29	27	56	4	7	11	170

**CIVIL RESOLUTION SUMMARY BY CASETYPE
JULY 2024 - AUGUST 2024
HUNTERDON**

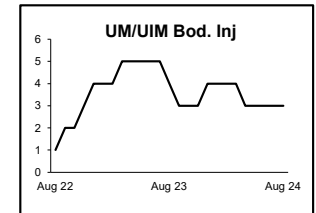
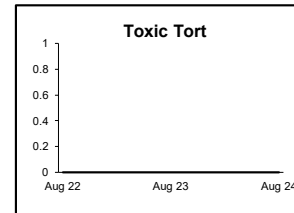
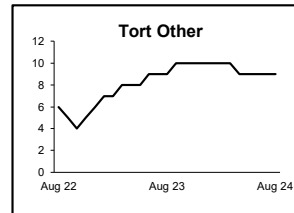
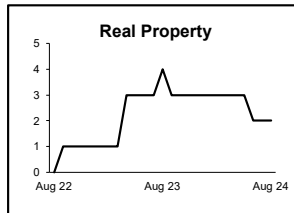
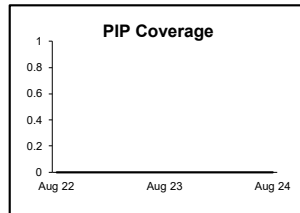
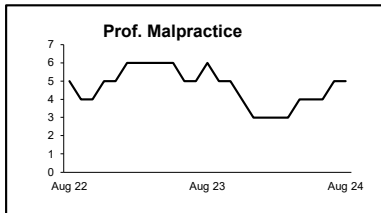
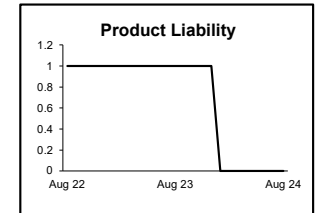
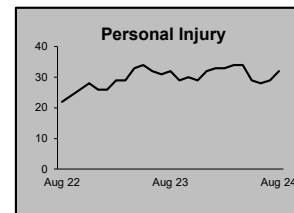
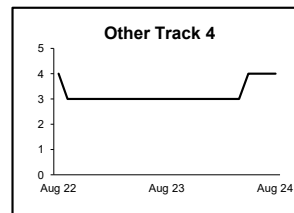
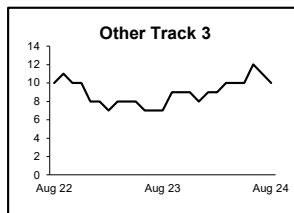
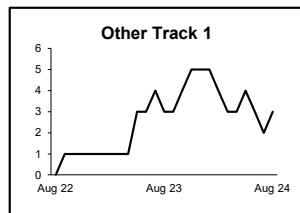
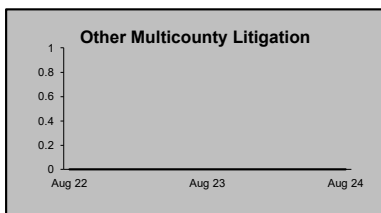
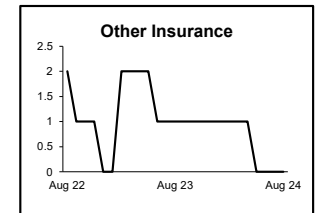
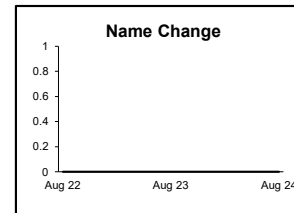
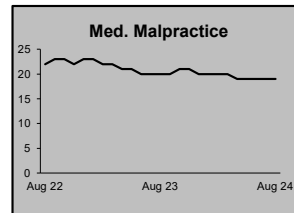
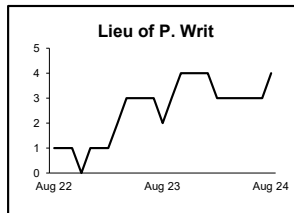
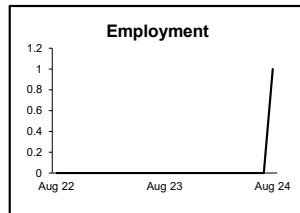
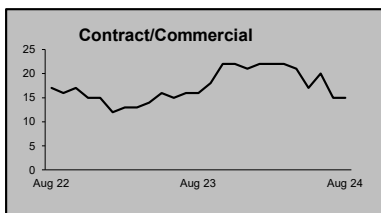
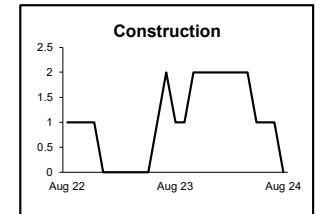
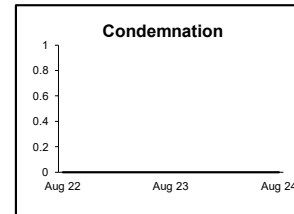
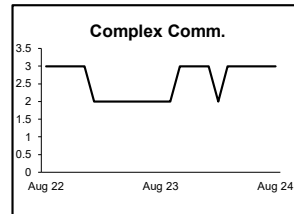
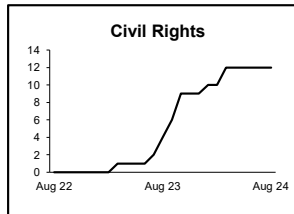
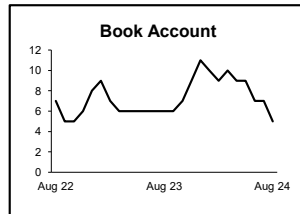
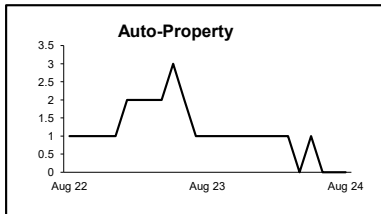
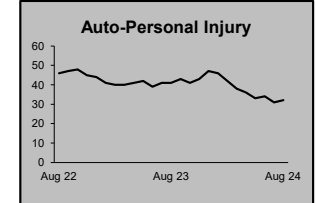
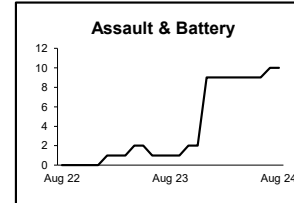
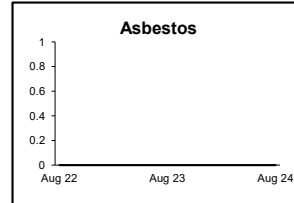
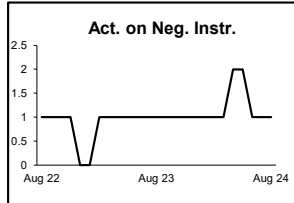
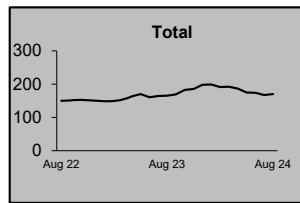
	Trial			Summary					Total	Percent resolved by						Monthly Resolutions
	Jury	Nonjury	Total	Judgment	Settlement	Default Judgment	Dismiss	Other		Trial	Sum Jud	Settle	Default J	Dismiss	Other	
Act on Neg Inst	0	0	0	0	0	0	0	0	0	0%	0%	0%	0%	0%	0%	
Asbestos	0	0	0	0	0	0	0	0	0	0%	0%	0%	0%	0%	0%	
Assault & Bat	0	0	0	0	0	0	0	0	0	0%	0%	0%	0%	0%	0%	
Auto - Pers Inj	0	0	0	0	5	0	11	3	19	0%	0%	26%	0%	58%	16%	
Auto - Property	0	0	0	0	0	1	2	0	3	0%	0%	0%	33%	67%	0%	
Book Account	0	0	0	2	7	10	3	1	23	0%	9%	30%	43%	13%	4%	
Civil Rights	0	0	0	0	0	0	0	0	0	0%	0%	0%	0%	0%	0%	
Complex Commerc	0	0	0	0	0	0	1	0	1	0%	0%	0%	0%	100%	0%	
Condemnation	0	0	0	0	0	0	0	0	0	0%	0%	0%	0%	0%	0%	
Construction	0	0	0	0	0	0	4	0	4	0%	0%	0%	0%	100%	0%	
Contract/Commer	0	0	0	1	7	2	11	0	21	0%	5%	33%	10%	52%	0%	
Employment	0	0	0	0	0	0	0	1	1	0%	0%	0%	0%	0%	100%	
Lieu of P. Writ	0	0	0	0	0	0	0	0	0	0%	0%	0%	0%	0%	0%	
Medical Malprac	0	0	0	0	1	0	0	0	1	0%	0%	100%	0%	0%	0%	
Name Change	0	0	0	0	0	0	2	9	11	0%	0%	0%	0%	18%	82%	
Other Insurance	0	0	0	0	0	0	1	0	1	0%	0%	0%	0%	100%	0%	
Other MCL	0	0	0	0	0	0	0	0	0	0%	0%	0%	0%	0%	0%	
Other Track 1	0	0	0	0	3	0	4	2	9	0%	0%	33%	0%	44%	22%	
Other Track 3	0	0	0	0	2	0	1	0	3	0%	0%	67%	0%	33%	0%	
Other Track 4	0	0	0	0	0	0	0	0	0	0%	0%	0%	0%	0%	0%	
Personal Injury	0	0	0	0	1	1	2	0	4	0%	0%	25%	25%	50%	0%	
Prod Liability	0	0	0	0	0	0	0	0	0	0%	0%	0%	0%	0%	0%	
Prof Malpractic	0	0	0	0	0	0	1	0	1	0%	0%	0%	0%	100%	0%	
PIP Coverage	0	0	0	0	1	0	0	0	1	0%	0%	100%	0%	0%	0%	
Real Property	0	0	0	0	0	0	0	0	0	0%	0%	0%	0%	0%	0%	
Tort Other	0	0	0	0	0	0	1	0	1	0%	0%	0%	0%	100%	0%	
Toxic Tort	0	0	0	0	0	0	0	0	0	0%	0%	0%	0%	0%	0%	
UM/UIM Bod Inj	0	0	0	0	0	0	0	0	0	0%	0%	0%	0%	0%	0%	
Total	0	0	0	3	27	14	44	16	104	0%	3%	26%	13%	42%	15%	

Monthly Resolutions



CIVIL BACKLOG BY CASETYPE AUGUST 2024 HUNTERDON

	Total Backlog	% chg
Aug 22	150	
Aug 23	165	10%
Aug 24	170	3%



1) Casetypes with the state's largest backlogs are highlighted.

**CIVIL CASELOAD SUMMARY BY CASETYPE
AUGUST 2024
MERCER**

	Filings			Resolutions			Clearance		Backlog			Backlog Percent		Backlog Per 100 Monthly Filings		Active Pending		
	Jul 2023 to Aug 2023	Jul 2024 to Aug 2024	percent change	Jul 2023 to Aug 2023	Jul 2024 to Aug 2024	percent change	Aug 2024		Aug 2023	Aug 2024	percent change	Aug 2023	Aug 2024	Aug 2023	Aug 2024	Aug 2023	Aug 2024	percent change
							number	percent										
Act on Neg Inst	2	0	-100%	1	1	0%	1	100%	0	0	0%	0%	0%	0	0	5	0	-100%
Asbestos	0	0	0%	0	0	0%	0	100%	0	0	0%	0%	0%	0	0	0	0	0%
Assault & Bat	2	2	0%	2	1	-50%	-1	50%	37	89	141%	37%	91%	11,100	11,867	99	98	-1%
Auto - Pers Inj	118	113	-4%	125	99	-21%	-14	88%	258	178	-31%	30%	23%	457	330	857	786	-8%
Auto - Property	8	10	25%	4	14	250%	4	140%	2	3	50%	7%	9%	65	61	28	35	25%
Book Account	58	75	29%	53	55	4%	-20	73%	11	10	-9%	8%	5%	50	36	130	185	42%
Civil Rights	6	17	183%	5	5	0%	-12	29%	36	55	53%	39%	52%	960	1,245	93	106	14%
Complex Comm	2	0	-100%	3	0	-100%	0	100%	7	10	43%	28%	48%	420	1,714	25	21	-16%
Condemnation	0	0	0%	0	0	0%	0	100%	2	2	0%	50%	67%	600		4	3	-25%
Construction	4	1	-75%	3	4	33%	3	400%	10	11	10%	34%	52%	667	695	29	21	-28%
Contract/Comm	74	65	-12%	85	56	-34%	-9	86%	43	34	-21%	15%	12%	139	111	278	277	0%
Employment	5	4	-20%	4	4	0%	0	100%	3	3	0%	16%	21%	157	240	19	14	-26%
Lieu of P. Writ	7	6	-14%	6	5	-17%	-1	83%	1	2	100%	8%	11%	55	100	12	18	50%
Medical Malprac	7	5	-29%	8	8	0%	3	160%	41	43	5%	41%	41%	1,367	1,053	99	105	6%
Name Change	14	24	71%	17	21	24%	-3	88%	0	0	0%	0%	0%	0	0	11	22	100%
Other Insurance	5	2	-60%	5	5	0%	3	250%	6	4	-33%	30%	25%	327	400	20	16	-20%
Other MCL	4	0	-100%	2	0	-100%	0	100%	0	0	0%	0%	0%	0	0	2	0	-100%
Other Track 1	44	38	-14%	47	32	-32%	-6	84%	34	35	3%	26%	24%	189	190	131	144	10%
Other Track 3	28	29	4%	22	26	18%	-3	90%	69	63	-9%	31%	24%	552	440	224	264	18%
Other Track 4	6	2	-67%	2	3	50%	1	150%	8	6	-25%	30%	33%	505	400	27	18	-33%
Personal Injury	44	61	39%	52	55	6%	-6	90%	167	212	27%	31%	38%	657	766	538	562	4%
Prod Liability	2	1	-50%	0	0	0%	-1	0%	3	1	-67%	25%	8%	277	240	12	12	0%
Prof Malpractic	7	4	-43%	8	3	-63%	-1	75%	16	16	0%	33%	30%	600	711	48	53	10%
PIP Coverage	0	0	0%	4	2	-50%	2	100%	0	1		0%	50%	0	300	1	2	100%
Real Property	0	2		2	0	-100%	-2	0%	2	0	-100%	33%	0%	480	0	6	5	-17%
Tort Other	8	10	25%	26	19	-27%	9	190%	41	52	27%	39%	53%	639	843	104	98	-6%
Toxic Tort	0	1		0	1		0	100%	2	1	-50%	50%	33%	1,200		4	3	-25%
UM/UIM Bod Inj	15	7	-53%	18	9	-50%	2	129%	12	10	-17%	18%	18%	267	279	66	57	-14%
Total	470	479	2%	504	428	-15%	-51	89%	811	841	4%	28%	29%	380	384	2,872	2,925	2%

CIVIL BACKLOG SUMMARY BY CASETYPE

August 2024

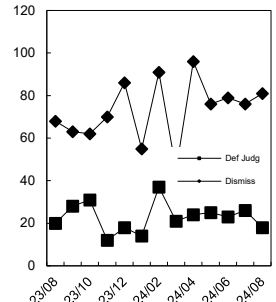
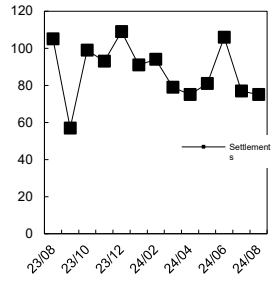
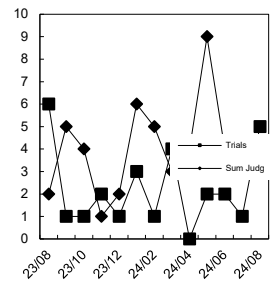
MERCER

	Cases in Backlog															Total Backlog
	Track 1					Track 2				Track 3			Track 4			
	12 to 18 months	18 to 24 months	24 to 36 months	over 36 months	Total Track 1	18 to 24 months	24 to 36 months	over 36 months	Total Track 2	24 to 36 months	over 36 months	Total Track 3	24 to 36 months	over 36 months	Total Track 4	
Act on Neg Inst	0	0	0	0	0	0	0	0	0	0	0	0	0	0	0	0
Asbestos	0	0	0	0	0	0	0	0	0	0	0	0	0	0	0	0
Assault & Bat	0	0	0	0	0	0	0	0	0	55	34	89	0	0	0	89
Auto - Pers Inj	0	0	0	0	0	78	58	42	178	0	0	0	0	0	0	178
Auto - Property	0	0	0	0	0	2	1	0	3	0	0	0	0	0	0	3
Book Account	0	0	0	0	0	7	3	0	10	0	0	0	0	0	0	10
Civil Rights	0	0	0	0	0	0	0	0	0	22	30	52	0	3	3	55
Complex Comm	0	0	0	0	0	0	0	0	0	0	0	0	4	6	10	10
Condemnation	0	0	0	1	1	0	0	0	0	0	1	1	0	0	0	2
Construction	0	0	0	0	0	3	4	4	11	0	0	0	0	0	0	11
Contract/Comm	0	0	0	0	0	11	10	12	33	1	0	1	0	0	0	34
Employment	0	0	0	0	0	1	2	0	3	0	0	0	0	0	0	3
Lieu of P. Writ	0	0	0	0	0	0	0	0	0	0	0	0	1	1	2	2
Medical Malprac	0	0	0	0	0	0	0	0	0	19	24	43	0	0	0	43
Name Change	0	0	0	0	0	0	0	0	0	0	0	0	0	0	0	0
Other Insurance	1	0	0	0	1	0	2	1	3	0	0	0	0	0	0	4
Other MCL	0	0	0	0	0	0	0	0	0	0	0	0	0	0	0	0
Other Track 1	3	1	2	1	7	4	3	1	8	2	17	19	0	1	1	35
Other Track 3	0	0	0	0	0	0	0	0	0	25	38	63	0	0	0	63
Other Track 4	0	0	0	0	0	0	0	0	0	0	0	0	5	1	6	6
Personal Injury	0	0	0	0	0	57	56	28	141	45	26	71	0	0	0	212
Prod Liability	0	0	0	0	0	0	0	0	0	0	1	1	0	0	0	1
Prof Malpractic	0	0	0	0	0	0	0	0	0	8	8	16	0	0	0	16
PIP Coverage	0	0	0	0	0	0	1	0	1	0	0	0	0	0	0	1
Real Property	0	0	0	0	0	0	0	0	0	0	0	0	0	0	0	0
Tort Other	0	0	0	0	0	3	6	5	14	15	23	38	0	0	0	52
Toxic Tort	0	0	0	0	0	0	0	0	0	0	1	1	0	0	0	1
UM/UIM Bod Inj	0	0	0	0	0	1	9	0	10	0	0	0	0	0	0	10
Total	4	1	2	2	9	167	155	93	415	192	203	395	10	12	22	841

**CIVIL RESOLUTION SUMMARY BY CASETYPE
JULY 2024 - AUGUST 2024
MERCER**

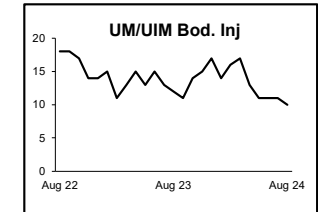
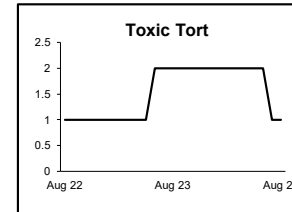
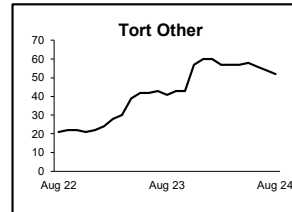
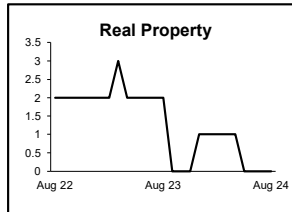
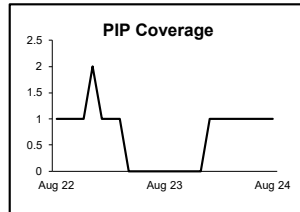
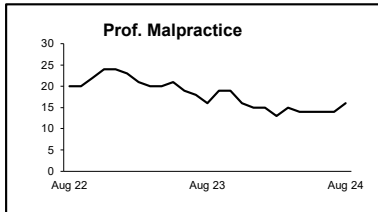
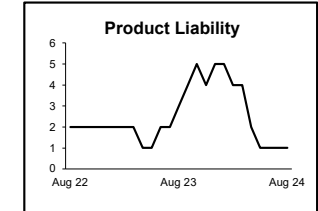
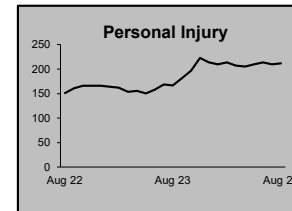
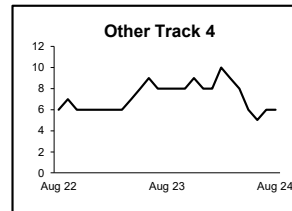
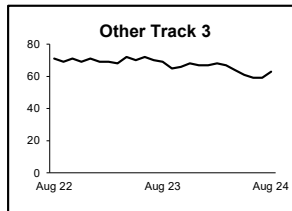
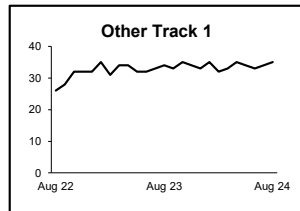
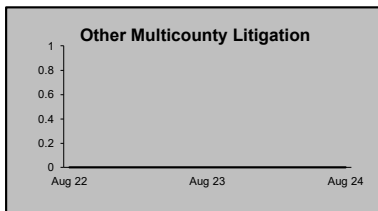
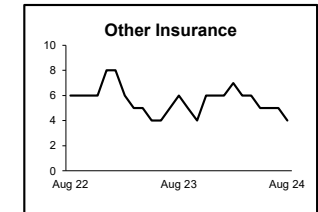
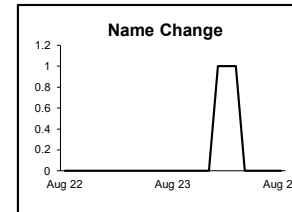
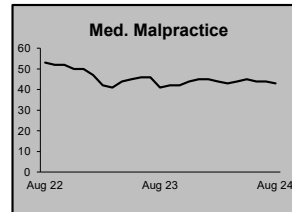
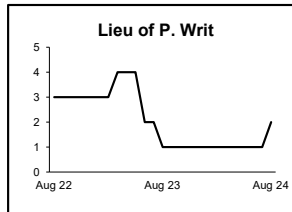
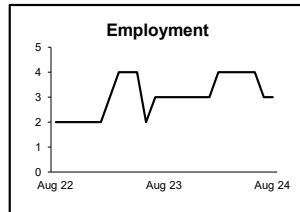
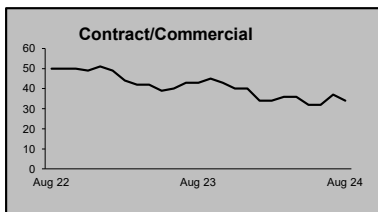
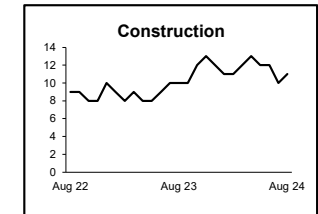
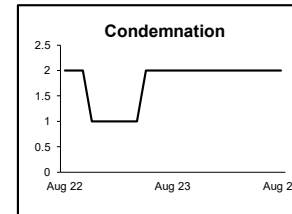
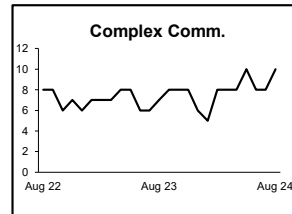
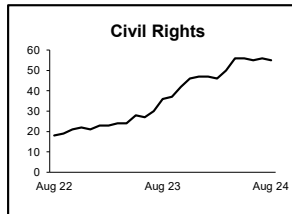
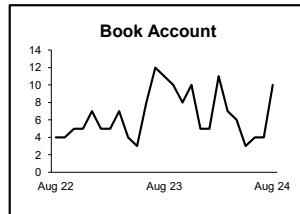
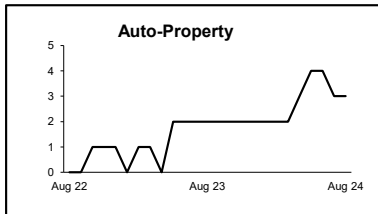
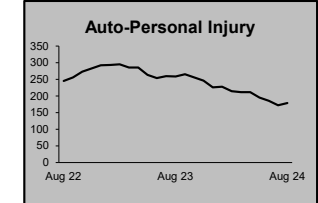
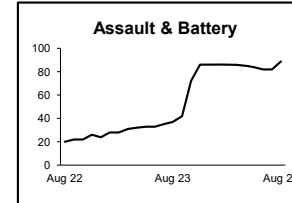
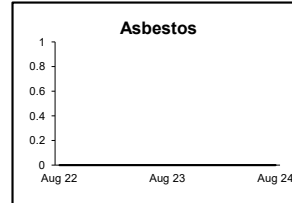

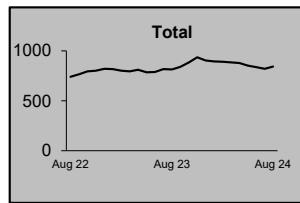
	Trial			Summary					Total	Percent resolved by						Monthly Resolutions
	Jury	Nonjury	Total	Judgment	Settlement	Default Judgment	Dismiss	Other		Trial	Sum Jud	Settle	Default J	Dismiss	Other	
Act on Neg Inst	0	0	0	0	0	0	1	0	1	0%	0%	0%	0%	100%	0%	
Asbestos	0	0	0	0	0	0	0	0	0	0%	0%	0%	0%	0%	0%	
Assault & Bat	0	0	0	0	1	0	0	0	1	0%	0%	100%	0%	0%	0%	
Auto - Pers Inj	1	0	1	1	57	0	37	3	99	1%	1%	58%	0%	37%	3%	
Auto - Property	0	0	0	0	3	7	3	1	14	0%	0%	21%	50%	21%	7%	
Book Account	0	0	0	0	9	22	22	2	55	0%	0%	16%	40%	40%	4%	
Civil Rights	0	0	0	0	0	0	4	1	5	0%	0%	0%	0%	80%	20%	
Complex Commerc	0	0	0	0	0	0	0	0	0	0%	0%	0%	0%	0%	0%	
Condemnation	0	0	0	0	0	0	0	0	0	0%	0%	0%	0%	0%	0%	
Construction	0	0	0	0	2	0	1	1	4	0%	0%	50%	0%	25%	25%	
Contract/Commer	0	3	3	3	8	10	29	3	56	5%	5%	14%	18%	52%	5%	
Employment	0	0	0	0	2	1	0	1	4	0%	0%	50%	25%	0%	25%	
Lieu of P. Writ	0	0	0	0	0	0	5	0	5	0%	0%	0%	0%	100%	0%	
Medical Malprac	0	0	0	0	4	0	4	0	8	0%	0%	50%	0%	50%	0%	
Name Change	0	0	0	0	0	0	1	20	21	0%	0%	0%	0%	5%	95%	
Other Insurance	0	0	0	1	1	0	3	0	5	0%	20%	20%	0%	60%	0%	
Other MCL	0	0	0	0	0	0	0	0	0	0%	0%	0%	0%	0%	0%	
Other Track 1	0	1	1	0	4	1	12	14	32	3%	0%	13%	3%	38%	44%	
Other Track 3	0	0	0	1	7	0	10	8	26	0%	4%	27%	0%	38%	31%	
Other Track 4	0	0	0	0	2	1	0	0	3	0%	0%	67%	33%	0%	0%	
Personal Injury	0	0	0	1	35	0	16	3	55	0%	2%	64%	0%	29%	5%	
Prod Liability	0	0	0	0	0	0	0	0	0	0%	0%	0%	0%	0%	0%	
Prof Malpractic	0	0	0	0	1	0	0	2	3	0%	0%	33%	0%	0%	67%	
PIP Coverage	0	0	0	0	1	0	0	1	2	0%	0%	50%	0%	0%	50%	
Real Property	0	0	0	0	0	0	0	0	0	0%	0%	0%	0%	0%	0%	
Tort Other	0	1	1	0	8	2	7	1	19	5%	0%	42%	11%	37%	5%	
Toxic Tort	0	0	0	0	1	0	0	0	1	0%	0%	100%	0%	0%	0%	
UM/UIM Bod Inj	0	0	0	0	6	0	2	1	9	0%	0%	67%	0%	22%	11%	
Total	1	5	6	7	152	44	157	62	428	1%	2%	36%	10%	37%	14%	

Monthly Resolutions



**CIVIL BACKLOG BY CASETYPE
AUGUST 2024
MERCER**

	Total	
	Backlog	% chg
Aug 22	739	
Aug 23	811	10%
Aug 24	841	4%



1) Casetypes with the state's largest backlogs are highlighted.

**CIVIL CASELOAD SUMMARY BY CASETYPE
AUGUST 2024
MIDDLESEX**

	Filings			Resolutions			Clearance		Backlog			Backlog Percent		Backlog Per 100 Monthly Filings		Active Pending		
	Jul 2023 to Aug 2023	Jul 2024 to Aug 2024	percent change	Jul 2023 to Aug 2023	Jul 2024 to Aug 2024	percent change	Aug 2024		Aug 2023	Aug 2024	percent change	Aug 2023	Aug 2024	Aug 2023	Aug 2024	Aug 2023	Aug 2024	percent change
							number	percent										
Act on Neg Inst	3	4	33%	1	2	100%	-2	50%	0	0	0%	0%	0%	0	0	4	7	75%
Asbestos	37	17	-54%	8	44	450%	27	259%	561	422	-25%	65%	66%	3,333	3,069	857	644	-25%
Assault & Bat	3	4	33%	1	3	200%	-1	75%	25	32	28%	46%	63%	1,765	2,743	54	51	-6%
Auto - Pers Inj	517	497	-4%	483	461	-5%	-36	93%	979	837	-15%	25%	21%	398	322	3,898	4,002	3%
Auto - Property	10	19	90%	11	16	45%	-3	84%	8	10	25%	14%	14%	107	129	57	72	26%
Book Account	121	143	18%	79	127	61%	-16	89%	17	15	-12%	5%	4%	35	25	326	352	8%
Civil Rights	4	4	0%	4	6	50%	2	150%	14	16	14%	38%	29%	730	400	37	55	49%
Complex Comm	3	4	33%	4	3	-25%	-1	75%	27	25	-7%	47%	53%	982	1,429	57	47	-18%
Condemnation	2	5	150%	2	5	150%	0	100%	1	1	0%	6%	6%	57	38	18	17	-6%
Construction	3	5	67%	4	7	75%	2	140%	13	4	-69%	43%	13%	743	145	30	31	3%
Contract/Comm	134	156	16%	145	169	17%	13	108%	45	52	16%	7%	8%	64	62	622	672	8%
Employment	9	5	-44%	6	6	0%	1	120%	6	10	67%	18%	29%	180	343	34	34	0%
Lieu of P. Writ	8	5	-38%	2	9	350%	4	180%	6	5	-17%	16%	13%	189	188	37	40	8%
Medical Malprac	15	9	-40%	20	19	-5%	10	211%	117	144	23%	39%	53%	1,478	1,964	303	274	-10%
Name Change	49	54	10%	42	41	-2%	-13	76%	0	0	0%	0%	0%	0	0	39	44	13%
Other Insurance	10	6	-40%	3	4	33%	-2	67%	9	3	-67%	24%	12%	277	90	37	25	-32%
Other MCL	6	1	-83%	18	24	33%	23	2400%	3,967	3,941	-1%	99%	99%	73,237	225,200	4,024	3,967	-1%
Other Track 1	53	49	-8%	57	69	21%	20	141%	18	26	44%	10%	15%	64	93	184	169	-8%
Other Track 3	49	52	6%	33	58	76%	6	112%	40	41	3%	14%	12%	203	171	283	336	19%
Other Track 4	1	0	-100%	1	3	200%	3	100%	15	11	-27%	52%	52%	818	1,200	29	21	-28%
Personal Injury	194	168	-13%	153	146	-5%	-22	87%	463	461	0%	29%	30%	507	546	1,587	1,539	-3%
Prod Liability	4	5	25%	7	6	-14%	1	120%	13	27	108%	22%	45%	168	1,013	60	60	0%
Prof Malpractic	7	9	29%	9	7	-22%	-2	78%	19	13	-32%	27%	17%	616	347	71	75	6%
PIP Coverage	3	1	-67%	4	2	-50%	1	200%	1	2	100%	8%	22%	52	141	13	9	-31%
Real Property	7	4	-43%	5	3	-40%	-1	75%	1	5	400%	8%	25%	46	261	13	20	54%
Tort Other	22	16	-27%	13	19	46%	3	119%	32	30	-6%	23%	24%	293	277	141	126	-11%
Toxic Tort	1	0	-100%	0	1		1	100%	2	2	0%	25%	29%	800	1,200	8	7	-13%
UM/UIM Bod Inj	35	27	-23%	37	28	-24%	1	104%	52	56	8%	20%	24%	290	359	256	236	-8%
Total	1,310	1,269	-3%	1,152	1,288	12%	19	101%	6,451	6,191	-4%	49%	48%	1,023	946	13,079	12,932	-1%

CIVIL BACKLOG SUMMARY BY CASETYPE

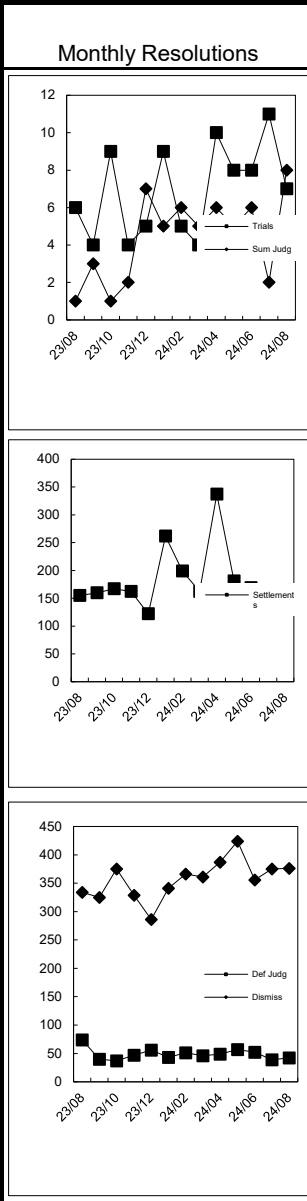
August 2024

MIDDLESEX

	Cases in Backlog															Total Backlog
	Track 1					Track 2				Track 3			Track 4			
	12 to 18 months	18 to 24 months	24 to 36 months	over 36 months	Total Track 1	18 to 24 months	24 to 36 months	over 36 months	Total Track 2	24 to 36 months	over 36 months	Total Track 3	24 to 36 months	over 36 months	Total Track 4	
Act on Neg Inst	0	0	0	0	0	0	0	0	0	0	0	0	0	0	0	0
Asbestos	0	0	0	0	0	0	0	0	0	0	0	0	81	341	422	422
Assault & Bat	0	0	0	0	0	0	0	0	0	11	21	32	0	0	0	32
Auto - Pers Inj	0	0	0	1	1	407	308	120	835	0	1	1	0	0	0	837
Auto - Property	0	0	0	0	0	6	3	1	10	0	0	0	0	0	0	10
Book Account	15	0	0	0	15	0	0	0	0	0	0	0	0	0	0	15
Civil Rights	0	0	0	0	0	0	0	0	0	6	10	16	0	0	0	16
Complex Comm	0	0	0	0	0	0	0	0	0	0	0	0	8	17	25	25
Condemnation	0	0	0	0	0	0	0	0	0	0	1	1	0	0	0	1
Construction	0	0	0	0	0	1	2	1	4	0	0	0	0	0	0	4
Contract/Comm	0	0	0	0	0	32	18	2	52	0	0	0	0	0	0	52
Employment	0	0	0	0	0	7	0	3	10	0	0	0	0	0	0	10
Lieu of P. Writ	0	0	0	0	0	0	0	0	0	0	0	0	3	2	5	5
Medical Malprac	0	0	0	0	0	0	0	0	0	91	53	144	0	0	0	144
Name Change	0	0	0	0	0	0	0	0	0	0	0	0	0	0	0	0
Other Insurance	1	1	1	0	3	0	0	0	0	0	0	0	0	0	0	3
Other MCL	0	0	0	0	0	0	0	0	0	0	0	0	31	3,910	3,941	3,941
Other Track 1	15	4	3	0	22	2	2	0	4	0	0	0	0	0	0	26
Other Track 3	0	0	0	0	0	0	0	0	0	29	12	41	0	0	0	41
Other Track 4	0	0	0	0	0	0	0	0	0	0	0	0	2	9	11	11
Personal Injury	0	0	0	0	0	251	159	51	461	0	0	0	0	0	0	461
Prod Liability	0	0	0	0	0	0	0	0	0	22	5	27	0	0	0	27
Prof Malpractic	0	0	0	0	0	0	0	0	0	7	6	13	0	0	0	13
PIP Coverage	2	0	0	0	2	0	0	0	0	0	0	0	0	0	0	2
Real Property	4	0	1	0	5	0	0	0	0	0	0	0	0	0	0	5
Tort Other	0	0	0	0	0	11	13	6	30	0	0	0	0	0	0	30
Toxic Tort	0	0	0	0	0	0	0	0	0	2	0	2	0	0	0	2
UM/UIM Bod Inj	0	0	0	0	0	31	16	9	56	0	0	0	0	0	0	56
Total	37	5	5	1	48	748	521	193	1,462	168	109	277	125	4,279	4,404	6,191

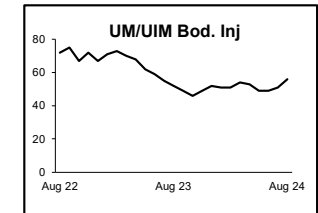
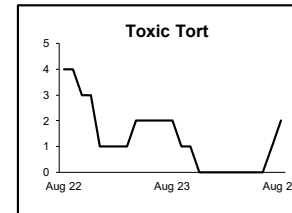
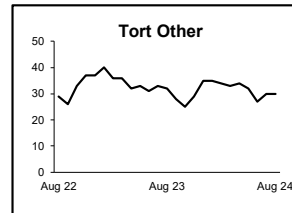
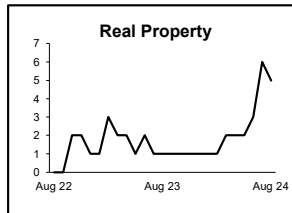
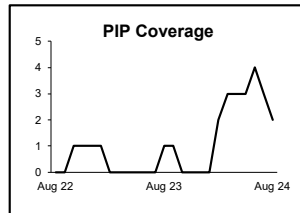
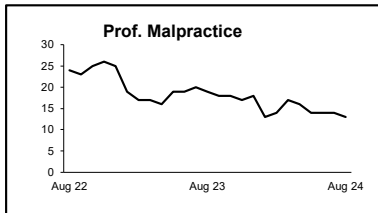
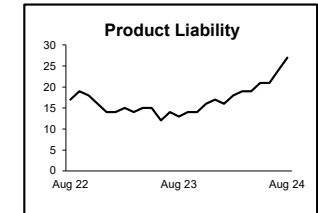
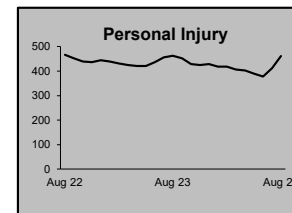
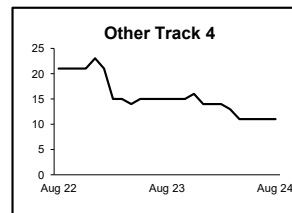
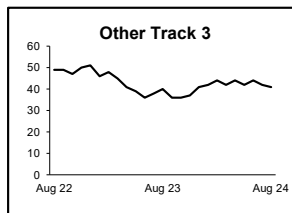
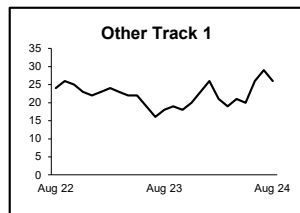
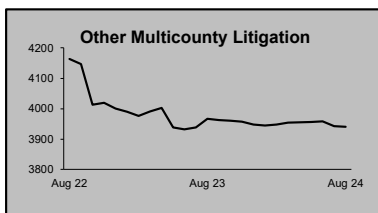
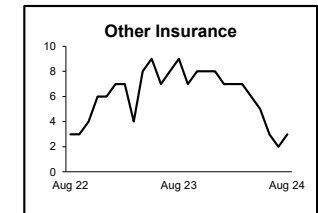
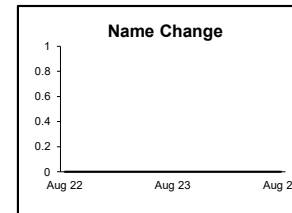
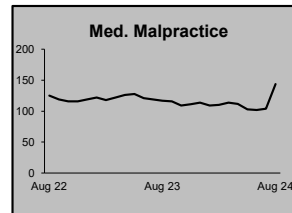
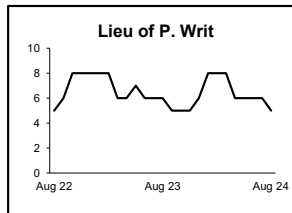
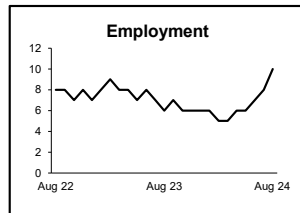
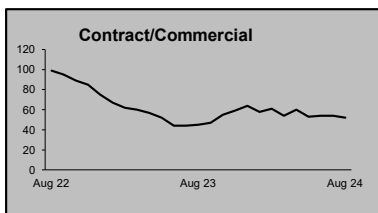
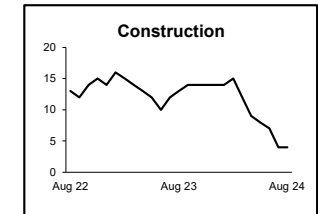
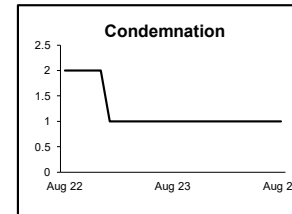
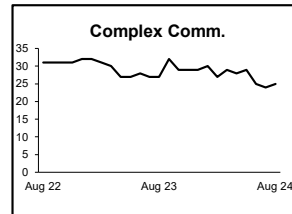
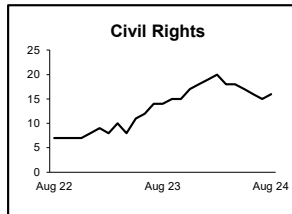
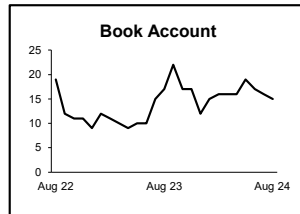
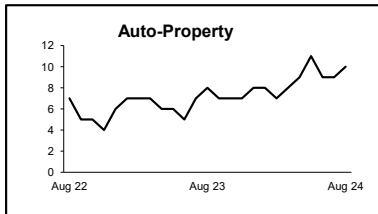
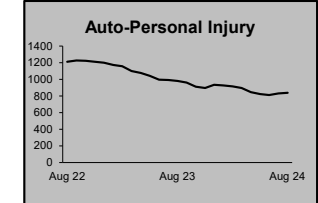
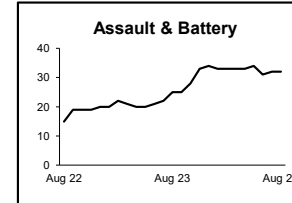
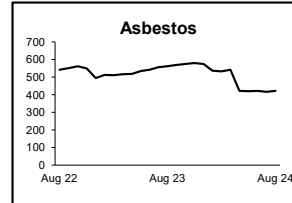
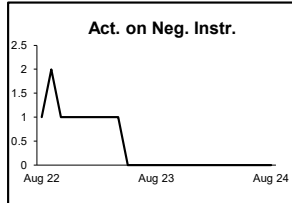
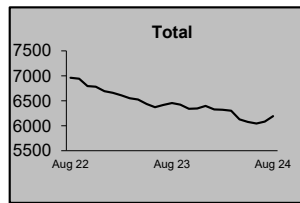
**CIVIL RESOLUTION SUMMARY BY CASETYPE
JULY 2024 - AUGUST 2024
MIDDLESEX**

	Trial			Summary					Total	Percent resolved by						Monthly Resolutions
	Jury	Nonjury	Total	Judgment	Settlement	Default Judgment	Dismiss	Other		Trial	Sum Jud	Settle	Default J	Dismiss	Other	
Act on Neg Inst	0	0	0	1	0	1	0	0	2	0%	50%	0%	50%	0%	0%	
Asbestos	0	0	0	0	37	0	7	0	44	0%	0%	84%	0%	16%	0%	
Assault & Bat	0	0	0	0	0	0	3	0	3	0%	0%	0%	0%	100%	0%	
Auto - Pers Inj	3	0	3	0	104	1	315	38	461	1%	0%	23%	0%	68%	8%	
Auto - Property	0	0	0	0	3	4	9	0	16	0%	0%	19%	25%	56%	0%	
Book Account	0	2	2	6	18	34	65	2	127	2%	5%	14%	27%	51%	2%	
Civil Rights	0	0	0	0	1	0	4	1	6	0%	0%	17%	0%	67%	17%	
Complex Commerc	0	0	0	0	0	1	2	0	3	0%	0%	0%	33%	67%	0%	
Condemnation	0	0	0	0	1	0	1	3	5	0%	0%	20%	0%	20%	60%	
Construction	0	0	0	0	3	1	3	0	7	0%	0%	43%	14%	43%	0%	
Contract/Commer	0	1	1	3	25	32	99	9	169	1%	2%	15%	19%	59%	5%	
Employment	0	0	0	0	2	0	3	1	6	0%	0%	33%	0%	50%	17%	
Lieu of P. Writ	0	3	3	0	0	0	6	0	9	33%	0%	0%	0%	67%	0%	
Medical Malprac	1	0	1	0	6	0	7	5	19	5%	0%	32%	0%	37%	26%	
Name Change	0	0	0	0	0	0	5	36	41	0%	0%	0%	0%	12%	88%	
Other Insurance	0	0	0	0	0	0	4	0	4	0%	0%	0%	0%	100%	0%	
Other MCL	0	0	0	0	0	0	21	3	24	0%	0%	0%	0%	88%	13%	
Other Track 1	0	0	0	0	6	3	39	21	69	0%	0%	9%	4%	57%	30%	
Other Track 3	1	0	1	0	12	0	39	6	58	2%	0%	21%	0%	67%	10%	
Other Track 4	0	0	0	0	1	0	2	0	3	0%	0%	33%	0%	67%	0%	
Personal Injury	6	0	6	0	48	0	83	9	146	4%	0%	33%	0%	57%	6%	
Prod Liability	0	0	0	0	0	0	3	3	6	0%	0%	0%	0%	50%	50%	
Prof Malpractic	0	0	0	0	5	0	2	0	7	0%	0%	71%	0%	29%	0%	
PIP Coverage	0	0	0	0	1	0	1	0	2	0%	0%	50%	0%	50%	0%	
Real Property	0	0	0	0	0	0	1	2	3	0%	0%	0%	0%	33%	67%	
Tort Other	0	0	0	0	2	3	10	4	19	0%	0%	11%	16%	53%	21%	
Toxic Tort	0	0	0	0	0	0	0	1	1	0%	0%	0%	0%	0%	100%	
UM/UIM Bod Inj	1	0	1	0	5	1	17	4	28	4%	0%	18%	4%	61%	14%	
Total	12	6	18	10	280	81	751	148	1,288	1%	1%	22%	6%	58%	11%	



**CIVIL BACKLOG BY CASETYPE
AUGUST 2024
MIDDLESEX**

	Total	Backlog	% chg
Aug 22		6,957	
Aug 23		6,451	-7%
Aug 24		6,191	-4%



1) Casetypes with the state's largest backlogs are highlighted.

**CIVIL CASELOAD SUMMARY BY CASETYPE
AUGUST 2024
MONMOUTH**

	Filings			Resolutions			Clearance		Backlog			Backlog Percent		Backlog Per 100 Monthly Filings		Active Pending		
	Jul 2023 to Aug 2023	Jul 2024 to Aug 2024	percent change	Jul 2023 to Aug 2023	Jul 2024 to Aug 2024	percent change	Aug 2024		Aug 2023	Aug 2024	percent change	Aug 2023	Aug 2024	Aug 2023	Aug 2024	Aug 2023	Aug 2024	percent change
							number	percent										
Act on Neg Inst	1	2	100%	1	1	0%	-1	50%	2	0	-100%	40%	0%	480	0	5	7	40%
Asbestos	0	0	0%	0	0	0%	0	100%	0	0	0%	0%	0%	0	0	0	0	0%
Assault & Bat	3	2	-33%	5	14	180%	12	700%	17	10	-41%	35%	45%	1,200	1,091	48	22	-54%
Auto - Pers Inj	204	184	-10%	191	175	-8%	-9	95%	424	229	-46%	27%	16%	449	234	1,564	1,405	-10%
Auto - Property	7	4	-43%	5	6	20%	2	150%	3	2	-33%	7%	6%	82	46	42	36	-14%
Book Account	74	98	32%	67	85	27%	-13	87%	17	20	18%	7%	6%	48	42	244	314	29%
Civil Rights	3	5	67%	3	2	-33%	-3	40%	2	12	500%	10%	44%	150	655	21	27	29%
Complex Comm	4	7	75%	9	3	-67%	-4	43%	16	11	-31%	34%	30%	565	629	47	37	-21%
Condemnation	9	1	-89%	5	3	-40%	2	300%	7	1	-86%	23%	7%	311	63	30	14	-53%
Construction	5	7	40%	7	6	-14%	-1	86%	20	14	-30%	38%	33%	571	442	53	43	-19%
Contract/Comm	101	152	50%	121	127	5%	-25	84%	87	83	-5%	16%	14%	163	125	544	604	11%
Employment	3	3	0%	2	2	0%	-1	67%	3	1	-67%	21%	8%	277	86	14	12	-14%
Lieu of P. Writ	10	7	-30%	16	7	-56%	0	100%	8	7	-13%	14%	15%	185	240	58	46	-21%
Medical Malprac	11	25	127%	12	9	-25%	-16	36%	95	84	-12%	42%	36%	1,341	979	224	231	3%
Name Change	42	40	-5%	26	40	54%	0	100%	0	0	0%	0%	0%	0	0	58	49	-16%
Other Insurance	4	11	175%	3	5	67%	-6	45%	9	7	-22%	47%	30%	540	233	19	23	21%
Other MCL	0	0	0%	0	0	0%	0	100%	0	0	0%	0%	0%	0	0	0	0	0%
Other Track 1	47	63	34%	66	50	-24%	-13	79%	54	30	-44%	30%	17%	236	112	181	180	-1%
Other Track 3	44	29	-34%	25	20	-20%	-9	69%	32	38	19%	15%	16%	222	252	214	245	14%
Other Track 4	1	2	100%	8	0	-100%	-2	0%	25	26	4%	48%	49%	1,667	1,835	52	53	2%
Personal Injury	108	109	1%	79	66	-16%	-43	61%	250	192	-23%	28%	23%	502	369	894	852	-5%
Prod Liability	2	2	0%	3	1	-67%	-1	50%	6	6	0%	27%	23%	480	600	22	26	18%
Prof Malpractic	7	2	-71%	6	16	167%	14	800%	29	22	-24%	33%	31%	669	910	88	71	-19%
PIP Coverage	0	2		3	2	-33%	0	100%	0	1		0%	25%	0	200	4	4	0%
Real Property	4	5	25%	4	3	-25%	-2	60%	8	8	0%	42%	33%	291	356	19	24	26%
Tort Other	16	26	63%	23	24	4%	-2	92%	28	27	-4%	19%	20%	224	247	145	136	-6%
Toxic Tort	0	0	0%	0	1		1	100%	0	0	0%	0%	0%	0	0	1	0	-100%
UM/UIM Bod Inj	10	13	30%	16	6	-63%	-7	46%	27	8	-70%	28%	12%	470	152	96	69	-28%
Total	720	801	11%	706	674	-5%	-127	84%	1,169	839	-28%	25%	19%	338	222	4,687	4,530	-3%

CIVIL BACKLOG SUMMARY BY CASETYPE

August 2024

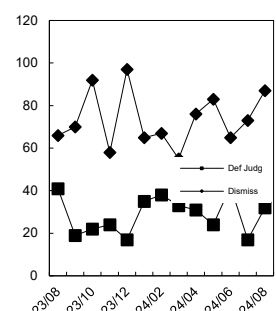
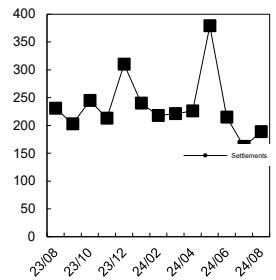
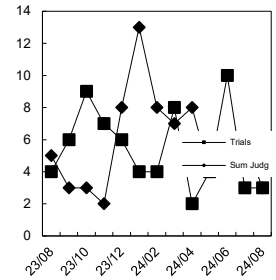
MONMOUTH

	Cases in Backlog															Total Backlog
	Track 1					Track 2				Track 3			Track 4			
	12 to 18 months	18 to 24 months	24 to 36 months	over 36 months	Total Track 1	18 to 24 months	24 to 36 months	over 36 months	Total Track 2	24 to 36 months	over 36 months	Total Track 3	24 to 36 months	over 36 months	Total Track 4	
Act on Neg Inst	0	0	0	0	0	0	0	0	0	0	0	0	0	0	0	0
Asbestos	0	0	0	0	0	0	0	0	0	0	0	0	0	0	0	0
Assault & Bat	0	0	0	0	0	0	0	0	0	7	3	10	0	0	0	10
Auto - Pers Inj	0	0	0	0	0	126	70	33	229	0	0	0	0	0	0	229
Auto - Property	0	0	0	0	0	2	0	0	2	0	0	0	0	0	0	2
Book Account	14	3	2	1	20	0	0	0	0	0	0	0	0	0	0	20
Civil Rights	0	0	0	0	0	0	0	0	0	10	2	12	0	0	0	12
Complex Comm	0	0	0	0	0	0	0	0	0	0	0	0	3	8	11	11
Condemnation	0	0	0	0	0	0	0	0	0	1	0	1	0	0	0	1
Construction	0	0	0	0	0	6	5	3	14	0	0	0	0	0	0	14
Contract/Comm	0	0	0	0	0	40	21	22	83	0	0	0	0	0	0	83
Employment	0	0	0	0	0	1	0	0	1	0	0	0	0	0	0	1
Lieu of P. Writ	0	0	0	0	0	0	0	0	0	0	0	0	5	2	7	7
Medical Malprac	0	0	0	0	0	0	0	0	0	43	41	84	0	0	0	84
Name Change	0	0	0	0	0	0	0	0	0	0	0	0	0	0	0	0
Other Insurance	5	0	2	0	7	0	0	0	0	0	0	0	0	0	0	7
Other MCL	0	0	0	0	0	0	0	0	0	0	0	0	0	0	0	0
Other Track 1	16	4	5	5	30	0	0	0	0	0	0	0	0	0	0	30
Other Track 3	0	0	0	0	0	0	0	0	0	25	13	38	0	0	0	38
Other Track 4	0	0	0	0	0	0	0	0	0	0	0	0	12	14	26	26
Personal Injury	0	0	0	0	0	101	65	26	192	0	0	0	0	0	0	192
Prod Liability	0	0	0	0	0	0	0	0	0	5	1	6	0	0	0	6
Prof Malpractic	0	0	0	0	0	0	0	0	0	9	13	22	0	0	0	22
PIP Coverage	1	0	0	0	1	0	0	0	0	0	0	0	0	0	0	1
Real Property	2	2	3	1	8	0	0	0	0	0	0	0	0	0	0	8
Tort Other	0	0	0	0	0	14	8	5	27	0	0	0	0	0	0	27
Toxic Tort	0	0	0	0	0	0	0	0	0	0	0	0	0	0	0	0
UM/UIM Bod Inj	0	0	0	0	0	4	3	1	8	0	0	0	0	0	0	8
Total	38	9	12	7	66	294	172	90	556	100	73	173	20	24	44	839

**CIVIL RESOLUTION SUMMARY BY CASETYPE
JULY 2024 - AUGUST 2024
MONMOUTH**

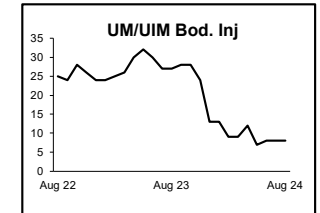
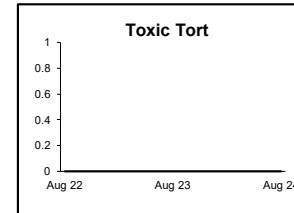
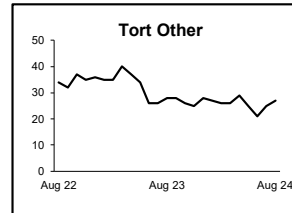
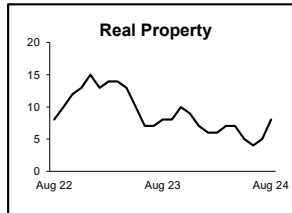
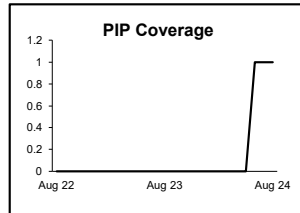
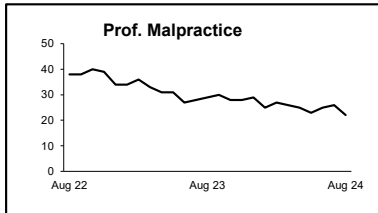
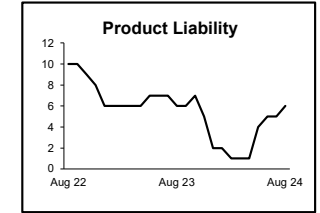
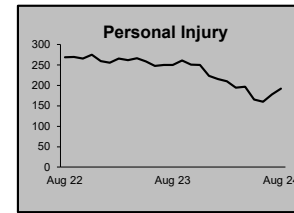
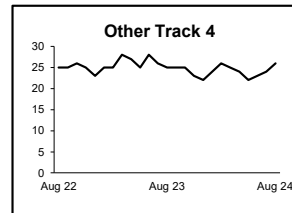
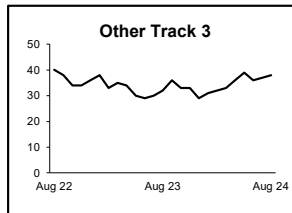
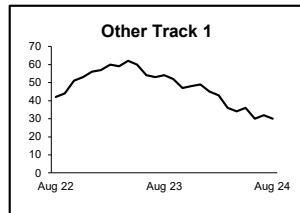
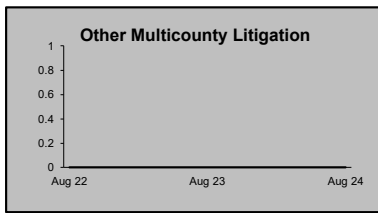
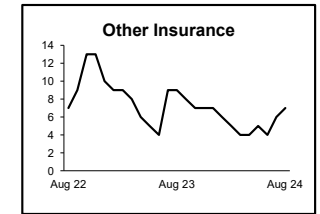
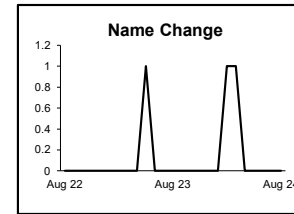
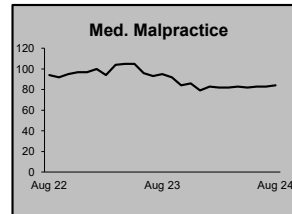
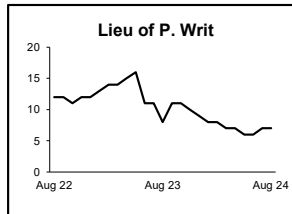
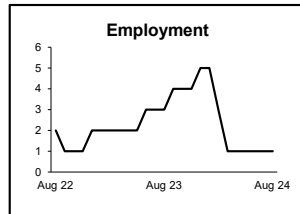
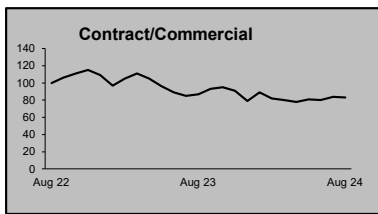
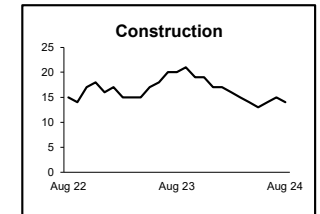
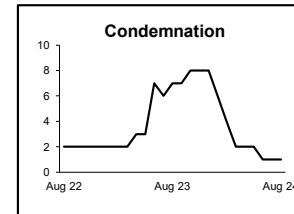
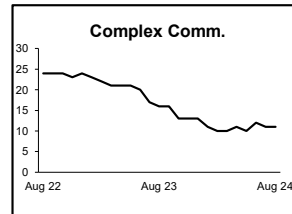
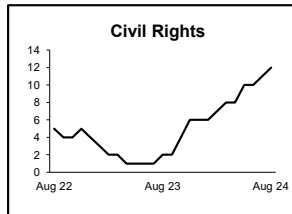
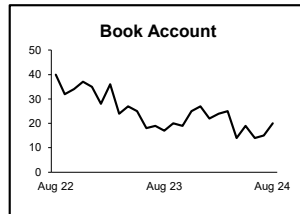
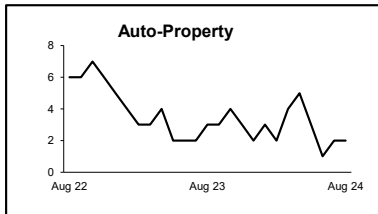
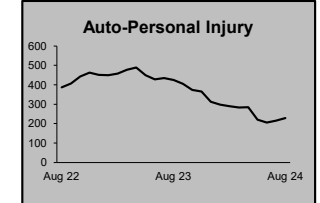
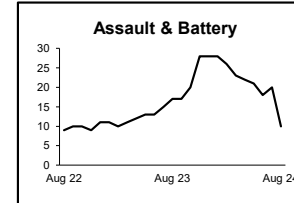
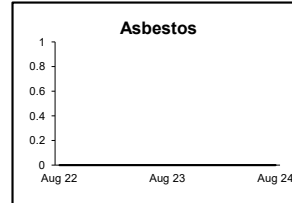
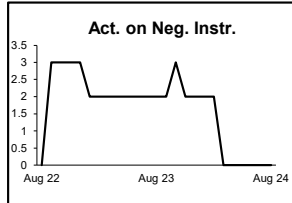
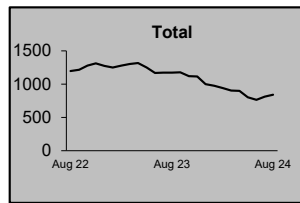
	Trial			Summary					Total	Percent resolved by						Monthly Resolutions
	Jury	Nonjury	Total	Judgment	Settlement	Default Judgment	Dismiss	Other		Trial	Sum Jud	Settle	Default J	Dismiss	Other	
Act on Neg Inst	0	0	0	0	0	1	0	0	1	0%	0%	0%	100%	0%	0%	
Asbestos	0	0	0	0	0	0	0	0	0	0%	0%	0%	0%	0%	0%	
Assault & Bat	0	0	0	0	3	2	9	0	14	0%	0%	21%	14%	64%	0%	
Auto - Pers Inj	1	0	1	1	145	0	25	3	175	1%	1%	83%	0%	14%	2%	
Auto - Property	0	0	0	0	0	1	5	0	6	0%	0%	0%	17%	83%	0%	
Book Account	0	0	0	3	33	22	26	1	85	0%	4%	39%	26%	31%	1%	
Civil Rights	0	0	0	0	0	0	2	0	2	0%	0%	0%	0%	100%	0%	
Complex Commerc	0	0	0	0	1	0	0	2	3	0%	0%	33%	0%	0%	67%	
Condemnation	0	0	0	0	3	0	0	0	3	0%	0%	100%	0%	0%	0%	
Construction	0	0	0	0	4	0	1	1	6	0%	0%	67%	0%	17%	17%	
Contract/Commer	1	1	2	2	44	18	41	20	127	2%	2%	35%	14%	32%	16%	
Employment	0	0	0	0	1	0	1	0	2	0%	0%	50%	0%	50%	0%	
Lieu of P. Writ	0	0	0	0	3	0	2	2	7	0%	0%	43%	0%	29%	29%	
Medical Malprac	2	0	2	1	3	0	2	1	9	22%	11%	33%	0%	22%	11%	
Name Change	0	0	0	0	0	0	4	36	40	0%	0%	0%	0%	10%	90%	
Other Insurance	0	0	0	0	3	0	2	0	5	0%	0%	60%	0%	40%	0%	
Other MCL	0	0	0	0	0	0	0	0	0	0%	0%	0%	0%	0%	0%	
Other Track 1	0	0	0	1	18	3	13	15	50	0%	2%	36%	6%	26%	30%	
Other Track 3	0	0	0	0	8	0	6	6	20	0%	0%	40%	0%	30%	30%	
Other Track 4	0	0	0	0	0	0	0	0	0	0%	0%	0%	0%	0%	0%	
Personal Injury	0	0	0	0	48	1	9	8	66	0%	0%	73%	2%	14%	12%	
Prod Liability	0	0	0	0	1	0	0	0	1	0%	0%	100%	0%	0%	0%	
Prof Malpractic	0	0	0	1	12	0	1	2	16	0%	6%	75%	0%	6%	13%	
PIP Coverage	0	0	0	0	1	0	1	0	2	0%	0%	50%	0%	50%	0%	
Real Property	0	1	1	0	1	0	1	0	3	33%	0%	33%	0%	33%	0%	
Tort Other	0	0	0	0	14	1	7	2	24	0%	0%	58%	4%	29%	8%	
Toxic Tort	0	0	0	0	0	0	1	0	1	0%	0%	0%	0%	100%	0%	
UM/UIM Bod Inj	0	0	0	0	5	0	1	0	6	0%	0%	83%	0%	17%	0%	
Total	4	2	6	9	351	49	160	99	674	1%	1%	52%	7%	24%	15%	

Monthly Resolutions



**CIVIL BACKLOG BY CASETYPE
AUGUST 2024
MONMOUTH**

	Total	Backlog	% chg
Aug 22		1,193	
Aug 23		1,169	-2%
Aug 24		839	-28%



1) Casetypes with the state's largest backlogs are highlighted.

**CIVIL CASELOAD SUMMARY BY CASETYPE
AUGUST 2024
MORRIS**

	Filings			Resolutions			Clearance		Backlog			Backlog Percent		Backlog Per 100 Monthly Filings		Active Pending		
	Jul 2023 to Aug 2023	Jul 2024 to Aug 2024	percent change	Jul 2023 to Aug 2023	Jul 2024 to Aug 2024	percent change	Aug 2024		Aug 2023	Aug 2024	percent change	Aug 2023	Aug 2024	Aug 2023	Aug 2024	Aug 2023	Aug 2024	percent change
							number	percent										
Act on Neg Inst	1	1	0%	0	1		0	100%	0	1		0%	25%	0	171	1	4	300%
Asbestos	0	0	0%	0	0	0%	0	100%	0	0	0%	0%	0%	0	0	0	0	0%
Assault & Bat	1	1	0%	2	1	-50%	0	100%	30	56	87%	83%	84%	18,000	6,720	36	67	86%
Auto - Pers Inj	81	88	9%	82	72	-12%	-16	82%	190	119	-37%	29%	18%	503	261	665	652	-2%
Auto - Property	2	8	300%	2	6	200%	-2	75%	2	1	-50%	10%	5%	83	36	21	19	-10%
Book Account	77	79	3%	49	63	29%	-16	80%	5	5	0%	3%	2%	19	14	166	226	36%
Civil Rights	2	0	-100%	1	0	-100%	0	100%	5	11	120%	33%	52%	545	1,467	15	21	40%
Complex Comm	5	2	-60%	6	8	33%	6	400%	29	21	-28%	54%	48%	1,289	1,096	54	44	-19%
Condemnation	1	0	-100%	0	3		3	100%	0	0	0%	0%	0%	0	0	7	2	-71%
Construction	6	3	-50%	4	2	-50%	-1	67%	15	1	-93%	38%	4%	783	52	39	25	-36%
Contract/Comm	69	88	28%	77	88	14%	0	100%	70	44	-37%	16%	11%	178	115	448	385	-14%
Employment	3	3	0%	2	3	50%	0	100%	2	1	-50%	13%	11%	114	86	16	9	-44%
Lieu of P. Writ	3	3	0%	1	6	500%	3	200%	4	2	-50%	18%	9%	253	96	22	22	0%
Medical Malprac	7	10	43%	10	7	-30%	-3	70%	79	68	-14%	51%	45%	1,663	1,665	154	151	-2%
Name Change	31	32	3%	11	34	209%	2	106%	0	0	0%	0%	0%	0	0	32	28	-13%
Other Insurance	2	3	50%	4	3	-25%	0	100%	3	1	-67%	17%	11%	164	67	18	9	-50%
Other MCL	0	0	0%	0	0	0%	0	100%	0	0	0%	0%	0%	0	0	0	0	0%
Other Track 1	16	29	81%	21	23	10%	-6	79%	7	1	-86%	10%	1%	54	6	67	91	36%
Other Track 3	18	16	-11%	11	15	36%	-1	94%	40	32	-20%	28%	23%	490	431	142	142	0%
Other Track 4	1	2	100%	1	3	200%	1	150%	13	8	-38%	43%	42%	1,418	873	30	19	-37%
Personal Injury	47	57	21%	48	53	10%	-4	93%	176	120	-32%	34%	26%	711	449	516	456	-12%
Prod Liability	1	3	200%	2	3	50%	0	100%	13	7	-46%	50%	39%	1,733	700	26	18	-31%
Prof Malpractic	7	5	-29%	2	8	300%	3	160%	23	19	-17%	40%	43%	1,380	991	57	44	-23%
PIP Coverage	6	8	33%	7	7	0%	-1	88%	0	0	0%	0%	0%	0	0	14	15	7%
Real Property	4	1	-75%	3	0	-100%	-1	0%	1	0	-100%	17%	0%	80	0	6	7	17%
Tort Other	6	10	67%	12	9	-25%	-1	90%	19	11	-42%	24%	15%	321	181	78	71	-9%
Toxic Tort	0	0	0%	1	0	-100%	0	100%	0	0	0%	0%	0%	0	0	0	0	0%
UM/UIM Bod Inj	2	1	-50%	3	2	-33%	1	200%	6	7	17%	20%	26%	288	400	30	27	-10%
Total	399	453	14%	362	420	16%	-33	93%	732	536	-27%	28%	21%	373	246	2,660	2,554	-4%

CIVIL BACKLOG SUMMARY BY CASETYPE

August 2024

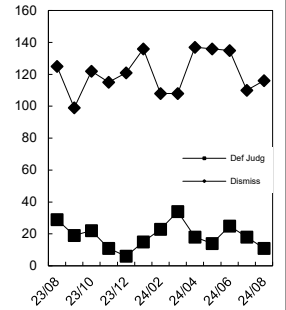
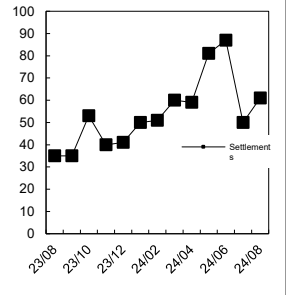
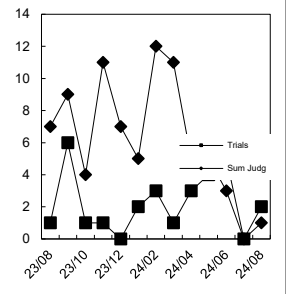
MORRIS

	Cases in Backlog															Total Backlog
	Track 1					Track 2				Track 3			Track 4			
	12 to 18 months	18 to 24 months	24 to 36 months	over 36 months	Total Track 1	18 to 24 months	24 to 36 months	over 36 months	Total Track 2	24 to 36 months	over 36 months	Total Track 3	24 to 36 months	over 36 months	Total Track 4	
Act on Neg Inst	1	0	0	0	1	0	0	0	0	0	0	0	0	0	0	1
Asbestos	0	0	0	0	0	0	0	0	0	0	0	0	0	0	0	0
Assault & Bat	0	0	0	0	0	0	0	0	0	29	27	56	0	0	0	56
Auto - Pers Inj	0	0	0	0	0	63	54	2	119	0	0	0	0	0	0	119
Auto - Property	0	0	0	0	0	0	1	0	1	0	0	0	0	0	0	1
Book Account	3	1	1	0	5	0	0	0	0	0	0	0	0	0	0	5
Civil Rights	0	0	0	0	0	0	0	0	0	6	5	11	0	0	0	11
Complex Comm	0	0	0	0	0	0	0	0	0	0	0	0	5	16	21	21
Condemnation	0	0	0	0	0	0	0	0	0	0	0	0	0	0	0	0
Construction	0	0	0	0	0	1	0	0	1	0	0	0	0	0	0	1
Contract/Comm	0	0	0	0	0	29	14	1	44	0	0	0	0	0	0	44
Employment	0	0	0	0	0	1	0	0	1	0	0	0	0	0	0	1
Lieu of P. Writ	0	0	0	0	0	0	0	0	0	0	0	0	2	0	2	2
Medical Malprac	0	0	0	0	0	0	0	0	0	18	50	68	0	0	0	68
Name Change	0	0	0	0	0	0	0	0	0	0	0	0	0	0	0	0
Other Insurance	1	0	0	0	1	0	0	0	0	0	0	0	0	0	0	1
Other MCL	0	0	0	0	0	0	0	0	0	0	0	0	0	0	0	0
Other Track 1	1	0	0	0	1	0	0	0	0	0	0	0	0	0	0	1
Other Track 3	0	0	0	0	0	0	0	0	0	14	18	32	0	0	0	32
Other Track 4	0	0	0	0	0	0	0	0	0	0	0	0	5	3	8	8
Personal Injury	0	0	0	0	0	60	51	9	120	0	0	0	0	0	0	120
Prod Liability	0	0	0	0	0	0	0	0	0	3	4	7	0	0	0	7
Prof Malpractic	0	0	0	0	0	0	0	0	0	15	4	19	0	0	0	19
PIP Coverage	0	0	0	0	0	0	0	0	0	0	0	0	0	0	0	0
Real Property	0	0	0	0	0	0	0	0	0	0	0	0	0	0	0	0
Tort Other	0	0	0	0	0	7	4	0	11	0	0	0	0	0	0	11
Toxic Tort	0	0	0	0	0	0	0	0	0	0	0	0	0	0	0	0
UM/UIM Bod Inj	0	0	0	0	0	6	1	0	7	0	0	0	0	0	0	7
Total	6	1	1	0	8	167	125	12	304	85	108	193	12	19	31	536

**CIVIL RESOLUTION SUMMARY BY CASETYPE
JULY 2024 - AUGUST 2024
MORRIS**

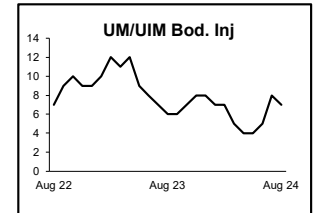
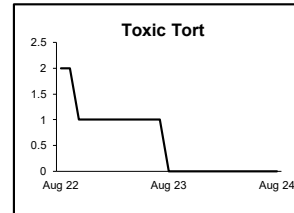
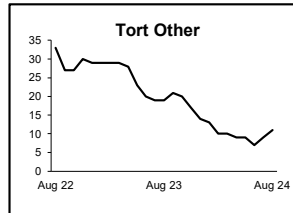
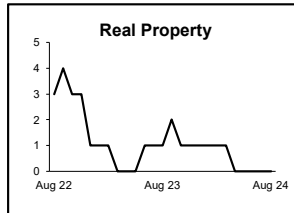
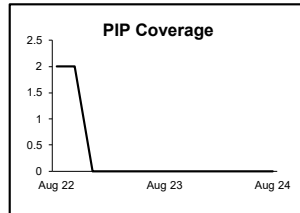
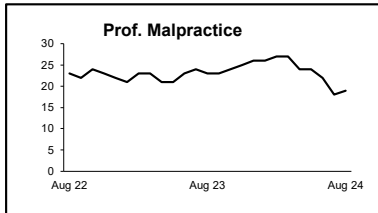
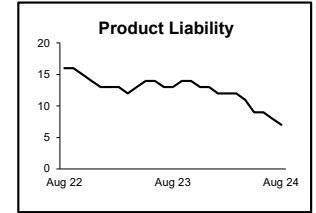
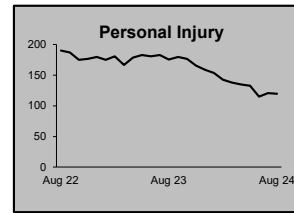
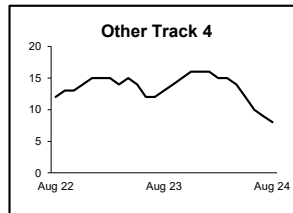
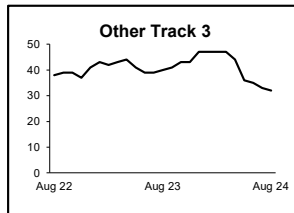
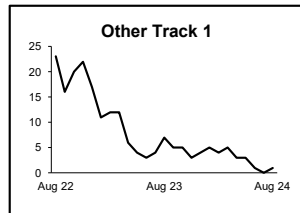
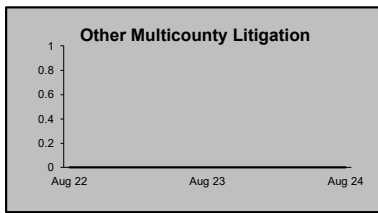
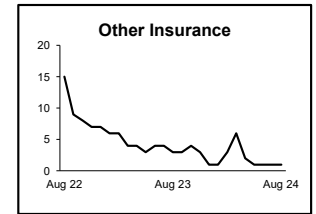

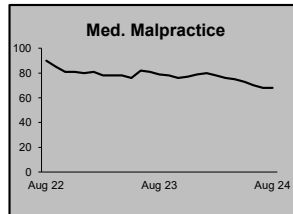
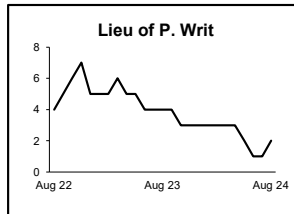
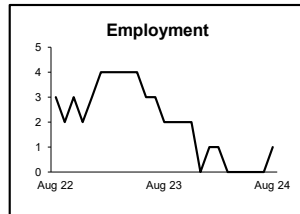
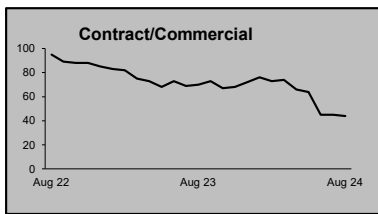
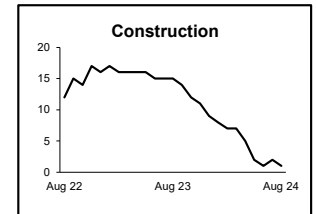
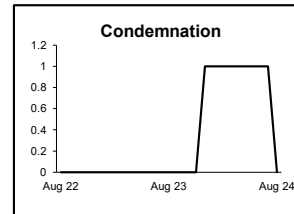
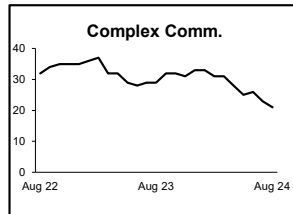
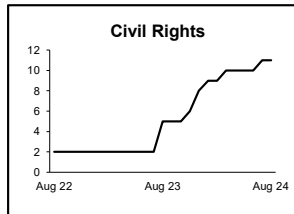
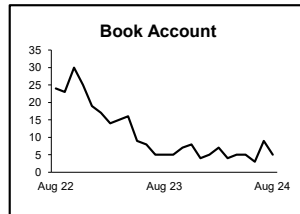
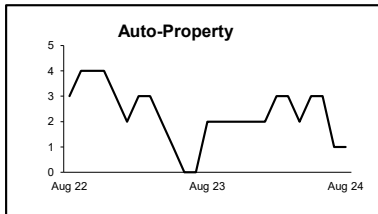
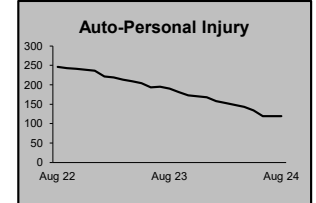
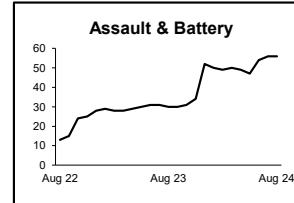
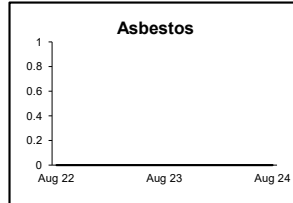
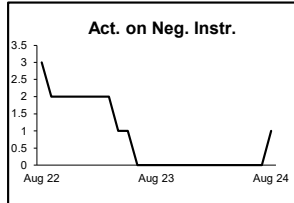
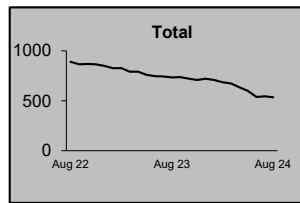
	Trial			Summary					Total	Percent resolved by						Monthly Resolutions
	Jury	Nonjury	Total	Judgment	Settlement	Default Judgment	Dismiss	Other		Trial	Sum Jud	Settle	Default J	Dismiss	Other	
Act on Neg Inst	0	0	0	0	0	1	0	0	1	0%	0%	0%	100%	0%	0%	
Asbestos	0	0	0	0	0	0	0	0	0	0%	0%	0%	0%	0%	0%	
Assault & Bat	0	0	0	0	1	0	0	0	1	0%	0%	100%	0%	0%	0%	
Auto - Pers Inj	1	0	1	0	24	0	46	1	72	1%	0%	33%	0%	64%	1%	
Auto - Property	0	0	0	0	2	1	2	1	6	0%	0%	33%	17%	33%	17%	
Book Account	0	0	0	1	17	12	31	2	63	0%	2%	27%	19%	49%	3%	
Civil Rights	0	0	0	0	0	0	0	0	0	0%	0%	0%	0%	0%	0%	
Complex Commerc	0	0	0	0	3	0	5	0	8	0%	0%	38%	0%	63%	0%	
Condemnation	0	0	0	0	0	0	0	3	3	0%	0%	0%	0%	0%	100%	
Construction	0	0	0	0	2	0	0	0	2	0%	0%	100%	0%	0%	0%	
Contract/Commer	1	0	1	0	20	14	52	1	88	1%	0%	23%	16%	59%	1%	
Employment	0	0	0	0	0	0	2	1	3	0%	0%	0%	0%	67%	33%	
Lieu of P. Writ	0	0	0	0	1	0	3	2	6	0%	0%	17%	0%	50%	33%	
Medical Malprac	0	0	0	0	4	0	2	1	7	0%	0%	57%	0%	29%	14%	
Name Change	0	0	0	0	0	0	0	34	34	0%	0%	0%	0%	0%	100%	
Other Insurance	0	0	0	0	0	0	2	1	3	0%	0%	0%	0%	67%	33%	
Other MCL	0	0	0	0	0	0	0	0	0	0%	0%	0%	0%	0%	0%	
Other Track 1	0	0	0	0	3	1	17	2	23	0%	0%	13%	4%	74%	9%	
Other Track 3	0	0	0	0	4	0	11	0	15	0%	0%	27%	0%	73%	0%	
Other Track 4	0	0	0	0	3	0	0	0	3	0%	0%	100%	0%	0%	0%	
Personal Injury	0	0	0	0	18	0	34	1	53	0%	0%	34%	0%	64%	2%	
Prod Liability	0	0	0	0	1	0	2	0	3	0%	0%	33%	0%	67%	0%	
Prof Malpractic	0	0	0	0	4	0	3	1	8	0%	0%	50%	0%	38%	13%	
PIP Coverage	0	0	0	0	2	0	5	0	7	0%	0%	29%	0%	71%	0%	
Real Property	0	0	0	0	0	0	0	0	0	0%	0%	0%	0%	0%	0%	
Tort Other	0	0	0	0	2	0	7	0	9	0%	0%	22%	0%	78%	0%	
Toxic Tort	0	0	0	0	0	0	0	0	0	0%	0%	0%	0%	0%	0%	
UM/UIM Bod Inj	0	0	0	0	0	0	2	0	2	0%	0%	0%	0%	100%	0%	
Total	2	0	2	1	111	29	226	51	420	0%	0%	26%	7%	54%	12%	

Monthly Resolutions



**CIVIL BACKLOG BY CASETYPE
AUGUST 2024
MORRIS**

	Total	Backlog	% chg
Aug 22		891	
Aug 23		732	-18%
Aug 24		536	-27%



1) Casetypes with the state's largest backlogs are highlighted.

CIVIL CASELOAD SUMMARY BY CASETYPE
AUGUST 2024
OCEAN

	Filings			Resolutions			Clearance		Backlog			Backlog Percent		Backlog Per 100 Monthly Filings		Active Pending		
	Jul 2023 to Aug 2023	Jul 2024 to Aug 2024	percent change	Jul 2023 to Aug 2023	Jul 2024 to Aug 2024	percent change	Aug 2024		Aug 2023	Aug 2024	percent change	Aug 2023	Aug 2024	Aug 2023	Aug 2024	Aug 2023	Aug 2024	percent change
							number	percent										
Act on Neg Inst	0	2		0	1		-1	50%	0	0	0%	0%	0%	0	0	0	6	
Asbestos	0	0	0%	0	0	0%	0	100%	0	0	0%	0%	0%	0	0	0	0	0%
Assault & Bat	1	0	-100%	1	2	100%	2	100%	3	4	33%	17%	29%	400	686	18	14	-22%
Auto - Pers Inj	126	136	8%	154	110	-29%	-26	81%	324	252	-22%	28%	23%	472	374	1,149	1,085	-6%
Auto - Property	3	4	33%	5	8	60%	4	200%	0	1		0%	4%	0	28	31	28	-10%
Book Account	60	108	80%	54	62	15%	-46	57%	15	10	-33%	10%	4%	54	26	153	259	69%
Civil Rights	1	2	100%	2	2	0%	0	100%	2	4	100%	18%	31%	218	436	11	13	18%
Complex Comm	1	9	800%	3	0	-100%	-9	0%	3	0	-100%	30%	0%	257	0	10	18	80%
Condemnation	5	9	80%	9	3	-67%	-6	33%	22	15	-32%	50%	42%	733	783	44	36	-18%
Construction	4	6	50%	6	4	-33%	-2	67%	10	10	0%	29%	33%	414	480	35	30	-14%
Contract/Comm	70	94	34%	73	69	-5%	-25	73%	37	37	0%	12%	10%	100	91	320	358	12%
Employment	1	4	300%	5	3	-40%	-1	75%	4	2	-50%	44%	15%	480	218	9	13	44%
Lieu of P. Writ	4	11	175%	5	9	80%	-2	82%	9	4	-56%	20%	10%	257	96	44	42	-5%
Medical Malprac	6	6	0%	7	7	0%	1	117%	52	49	-6%	39%	39%	1,006	1,131	135	125	-7%
Name Change	23	30	30%	29	35	21%	5	117%	0	0	0%	0%	0%	0	0	36	45	25%
Other Insurance	3	8	167%	4	2	-50%	-6	25%	8	5	-38%	47%	19%	640	207	17	27	59%
Other MCL	0	0	0%	0	0	0%	0	100%	0	0	0%	0%	0%	0	0	0	0	0%
Other Track 1	40	50	25%	41	51	24%	1	102%	48	43	-10%	27%	23%	215	169	181	183	1%
Other Track 3	21	13	-38%	15	6	-60%	-7	46%	32	25	-22%	22%	16%	392	261	143	161	13%
Other Track 4	1	1	0%	4	0	-100%	-1	0%	3	4	33%	19%	27%	327	480	16	15	-6%
Personal Injury	79	76	-4%	77	80	4%	4	105%	215	209	-3%	29%	28%	547	494	746	747	0%
Prod Liability	3	2	-33%	6	3	-50%	1	150%	6	5	-17%	32%	28%	379	600	19	18	-5%
Prof Malpractic	7	11	57%	6	8	33%	-3	73%	22	25	14%	29%	30%	825	811	77	84	9%
PIP Coverage	3	0	-100%	1	1	0%	1	100%	1	1	0%	17%	20%	133	240	6	5	-17%
Real Property	2	2	0%	1	3	200%	1	150%	6	3	-50%	38%	27%	343	200	16	11	-31%
Tort Other	10	20	100%	16	15	-6%	-5	75%	17	25	47%	18%	22%	217	259	92	114	24%
Toxic Tort	0	0	0%	0	0	0%	0	100%	0	0	0%	0%	0%	0	0	0	0	0%
UM/UIM Bod Inj	3	7	133%	7	12	71%	5	171%	6	8	33%	12%	19%	144	204	50	43	-14%
Total	477	611	28%	531	496	-7%	-115	81%	845	741	-12%	25%	21%	327	262	3,358	3,480	4%

CIVIL BACKLOG SUMMARY BY CASETYPE

August 2024

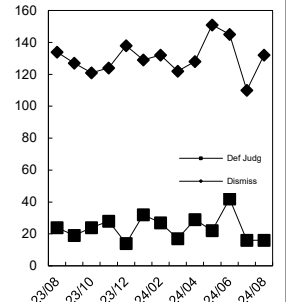
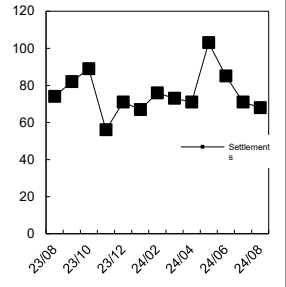
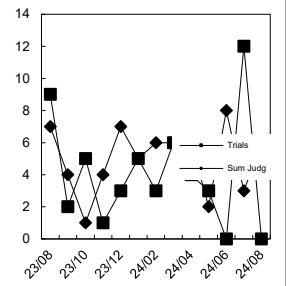
OCEAN

	Cases in Backlog															Total Backlog
	Track 1					Track 2				Track 3			Track 4			
	12 to 18 months	18 to 24 months	24 to 36 months	over 36 months	Total Track 1	18 to 24 months	24 to 36 months	over 36 months	Total Track 2	24 to 36 months	over 36 months	Total Track 3	24 to 36 months	over 36 months	Total Track 4	
Act on Neg Inst	0	0	0	0	0	0	0	0	0	0	0	0	0	0	0	0
Asbestos	0	0	0	0	0	0	0	0	0	0	0	0	0	0	0	0
Assault & Bat	0	0	0	0	0	0	0	0	0	3	1	4	0	0	0	4
Auto - Pers Inj	0	0	0	0	0	103	116	31	250	0	2	2	0	0	0	252
Auto - Property	0	0	0	0	0	0	1	0	1	0	0	0	0	0	0	1
Book Account	8	0	2	0	10	0	0	0	0	0	0	0	0	0	0	10
Civil Rights	0	0	0	0	0	0	0	0	0	3	1	4	0	0	0	4
Complex Comm	0	0	0	0	0	0	0	0	0	0	0	0	0	0	0	0
Condemnation	0	0	0	0	0	0	0	0	0	1	14	15	0	0	0	15
Construction	0	0	0	0	0	3	4	2	9	0	1	1	0	0	0	10
Contract/Comm	0	0	0	0	0	18	12	7	37	0	0	0	0	0	0	37
Employment	0	0	0	0	0	1	1	0	2	0	0	0	0	0	0	2
Lieu of P. Writ	0	0	0	0	0	0	0	0	0	0	0	0	2	2	4	4
Medical Malprac	0	0	0	0	0	0	0	0	0	27	22	49	0	0	0	49
Name Change	0	0	0	0	0	0	0	0	0	0	0	0	0	0	0	0
Other Insurance	3	0	2	0	5	0	0	0	0	0	0	0	0	0	0	5
Other MCL	0	0	0	0	0	0	0	0	0	0	0	0	0	0	0	0
Other Track 1	20	5	11	4	40	1	0	0	1	1	1	2	0	0	0	43
Other Track 3	0	0	0	0	0	0	0	0	0	15	10	25	0	0	0	25
Other Track 4	0	0	0	0	0	0	0	0	0	0	0	0	2	2	4	4
Personal Injury	0	0	0	0	0	93	79	36	208	1	0	1	0	0	0	209
Prod Liability	0	0	0	0	0	0	0	0	0	2	3	5	0	0	0	5
Prof Malpractic	0	0	0	0	0	0	0	0	0	17	8	25	0	0	0	25
PIP Coverage	0	0	1	0	1	0	0	0	0	0	0	0	0	0	0	1
Real Property	0	1	2	0	3	0	0	0	0	0	0	0	0	0	0	3
Tort Other	0	0	0	0	0	8	13	4	25	0	0	0	0	0	0	25
Toxic Tort	0	0	0	0	0	0	0	0	0	0	0	0	0	0	0	0
UM/UIM Bod Inj	0	0	0	0	0	5	3	0	8	0	0	0	0	0	0	8
Total	31	6	18	4	59	232	229	80	541	70	63	133	4	4	8	741

**CIVIL RESOLUTION SUMMARY BY CASETYPE
JULY 2024 - AUGUST 2024
OCEAN**

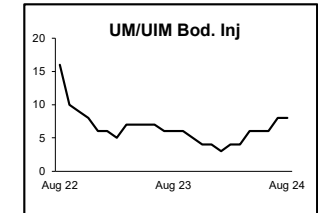
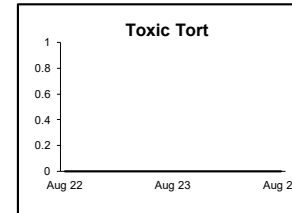
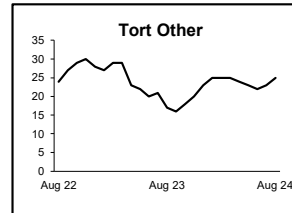
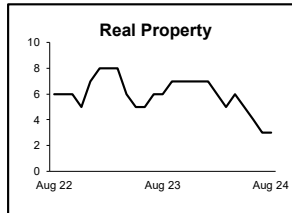
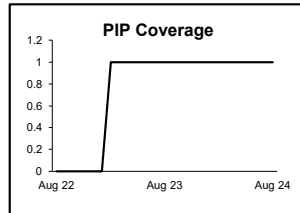
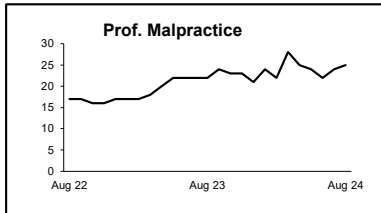
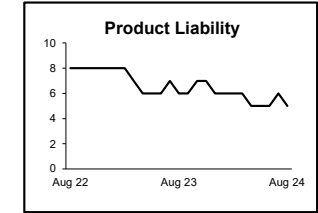
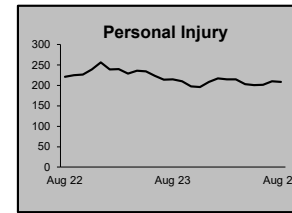
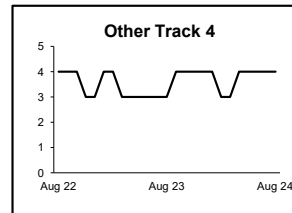
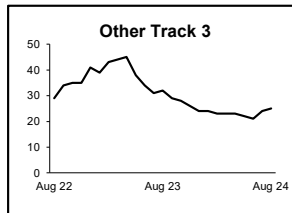
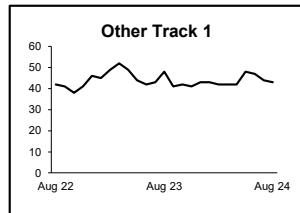
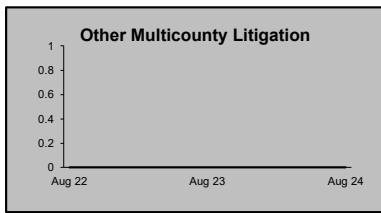
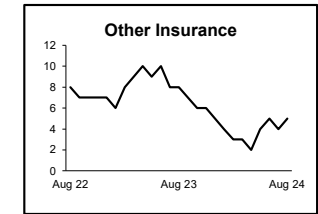
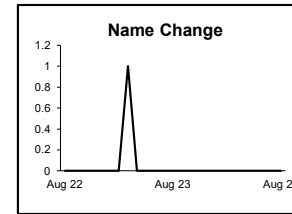
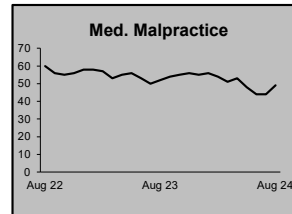
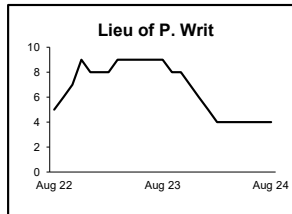
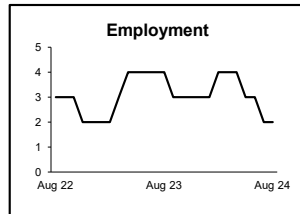
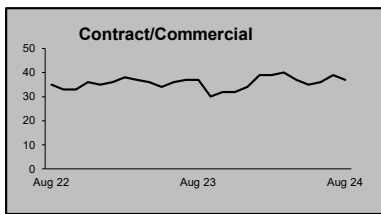
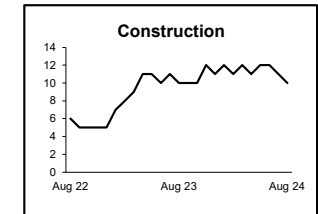
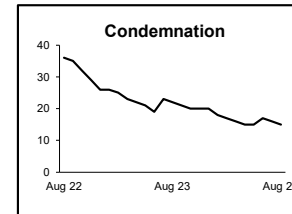
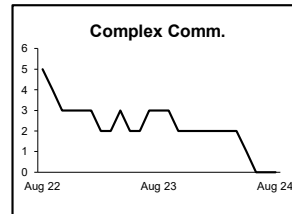
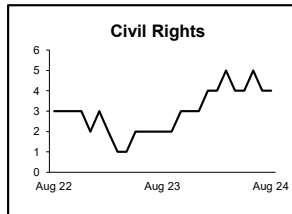
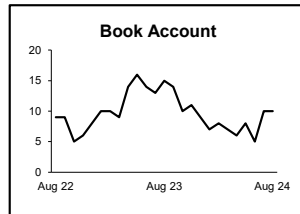
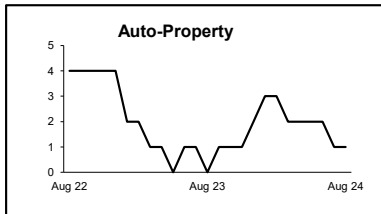
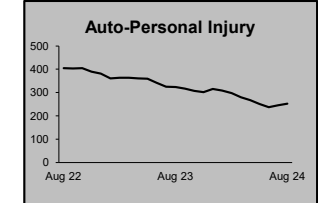
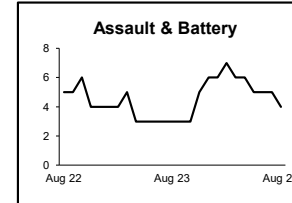
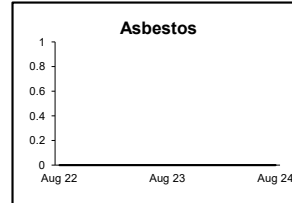
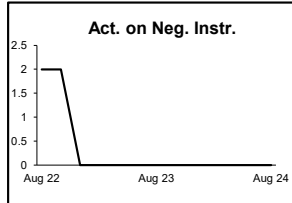
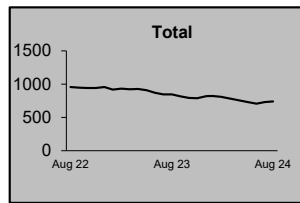
	Trial			Summary					Total	Percent resolved by						Monthly Resolutions
	Jury	Nonjury	Total	Judgment	Settlement	Default Judgment	Dismiss	Other		Trial	Sum Jud	Settle	Default J	Dismiss	Other	
Act on Neg Inst	0	0	0	0	0	0	1	0	1	0%	0%	0%	0%	100%	0%	
Asbestos	0	0	0	0	0	0	0	0	0	0%	0%	0%	0%	0%	0%	
Assault & Bat	0	0	0	0	1	1	0	0	2	0%	0%	50%	50%	0%	0%	
Auto - Pers Inj	0	0	0	1	27	0	77	5	110	0%	1%	25%	0%	70%	5%	
Auto - Property	0	0	0	0	1	1	6	0	8	0%	0%	13%	13%	75%	0%	
Book Account	1	0	1	1	22	14	24	0	62	2%	2%	35%	23%	39%	0%	
Civil Rights	0	0	0	0	0	0	2	0	2	0%	0%	0%	0%	100%	0%	
Complex Commerc	0	0	0	0	0	0	0	0	0	0%	0%	0%	0%	0%	0%	
Condemnation	1	0	1	0	0	0	0	2	3	33%	0%	0%	0%	0%	67%	
Construction	0	0	0	0	4	0	0	0	4	0%	0%	100%	0%	0%	0%	
Contract/Commer	0	0	0	0	16	15	34	4	69	0%	0%	23%	22%	49%	6%	
Employment	0	0	0	0	2	0	0	1	3	0%	0%	67%	0%	0%	33%	
Lieu of P. Writ	0	6	6	1	1	0	1	0	9	67%	11%	11%	0%	11%	0%	
Medical Malprac	1	0	1	0	2	0	3	1	7	14%	0%	29%	0%	43%	14%	
Name Change	0	0	0	0	0	0	6	29	35	0%	0%	0%	0%	17%	83%	
Other Insurance	0	0	0	0	1	0	0	1	2	0%	0%	50%	0%	0%	50%	
Other MCL	0	0	0	0	0	0	0	0	0	0%	0%	0%	0%	0%	0%	
Other Track 1	0	0	0	2	19	0	22	8	51	0%	4%	37%	0%	43%	16%	
Other Track 3	0	0	0	0	1	0	5	0	6	0%	0%	17%	0%	83%	0%	
Other Track 4	0	0	0	0	0	0	0	0	0	0%	0%	0%	0%	0%	0%	
Personal Injury	2	0	2	3	29	0	39	7	80	3%	4%	36%	0%	49%	9%	
Prod Liability	0	0	0	0	3	0	0	0	3	0%	0%	100%	0%	0%	0%	
Prof Malpractic	0	0	0	0	1	0	6	1	8	0%	0%	13%	0%	75%	13%	
PIP Coverage	0	0	0	1	0	0	0	0	1	0%	100%	0%	0%	0%	0%	
Real Property	1	0	1	0	1	0	0	1	3	33%	0%	33%	0%	0%	33%	
Tort Other	0	0	0	0	3	1	9	2	15	0%	0%	20%	7%	60%	13%	
Toxic Tort	0	0	0	0	0	0	0	0	0	0%	0%	0%	0%	0%	0%	
UM/UIM Bod Inj	0	0	0	0	5	0	7	0	12	0%	0%	42%	0%	58%	0%	
Total	6	6	12	9	139	32	242	62	496	2%	2%	28%	6%	49%	13%	

Monthly Resolutions



**CIVIL BACKLOG BY CASETYPE
AUGUST 2024
OCEAN**

	Total	
	Backlog	% chg
Aug 22	953	
Aug 23	845	-11%
Aug 24	741	-12%



1) Casetypes with the state's largest backlogs are highlighted.

**CIVIL CASELOAD SUMMARY BY CASETYPE
AUGUST 2024
PASSAIC**

	Filings			Resolutions			Clearance		Backlog			Backlog Percent		Backlog Per 100 Monthly Filings		Active Pending		
	Jul 2023 to Aug 2023	Jul 2024 to Aug 2024	percent change	Jul 2023 to Aug 2023	Jul 2024 to Aug 2024	percent change	Aug 2024		Aug 2023	Aug 2024	percent change	Aug 2023	Aug 2024	Aug 2023	Aug 2024	Aug 2023	Aug 2024	percent change
							number	percent										
Act on Neg Inst	2	1	-50%	2	1	-50%	0	100%	4	2	-50%	44%	33%	533	343	9	6	-33%
Asbestos	0	0	0%	0	0	0%	0	100%	0	0	0%	0%	0%	0	0	0	0	0%
Assault & Bat	1	1	0%	2	2	0%	1	200%	50	113	126%	41%	90%	7,500	15,067	122	125	2%
Auto - Pers Inj	268	276	3%	296	284	-4%	8	103%	373	296	-21%	21%	16%	289	209	1,799	1,861	3%
Auto - Property	13	12	-8%	14	17	21%	5	142%	4	2	-50%	11%	4%	80	29	36	52	44%
Book Account	76	115	51%	45	49	9%	-66	43%	21	21	0%	10%	7%	72	52	217	300	38%
Civil Rights	3	2	-33%	5	1	-80%	-1	50%	3	13	333%	10%	48%	240	918	30	27	-10%
Complex Comm	5	3	-40%	2	6	200%	3	200%	5	8	60%	25%	31%	316	533	20	26	30%
Condemnation	0	1		0	2		1	200%	1	1	0%	33%	17%	400	200	3	6	100%
Construction	2	6	200%	2	6	200%	0	100%	9	7	-22%	47%	33%	982	442	19	21	11%
Contract/Comm	63	73	16%	59	80	36%	7	110%	74	63	-15%	20%	16%	217	169	363	395	9%
Employment	2	3	50%	1	3	200%	0	100%	5	6	20%	29%	30%	353	424	17	20	18%
Lieu of P. Writ	3	4	33%	8	5	-38%	1	125%	2	2	0%	12%	7%	89	73	17	29	71%
Medical Malprac	3	7	133%	8	6	-25%	-1	86%	37	39	5%	47%	41%	1,432	1,088	79	96	22%
Name Change	24	20	-17%	30	17	-43%	-3	85%	2	0	-100%	7%	0%	21	0	30	39	30%
Other Insurance	3	5	67%	5	5	0%	0	100%	3	4	33%	20%	21%	171	200	15	19	27%
Other MCL	0	0	0%	0	0	0%	0	100%	0	0	0%	0%	0%	0	0	0	0	0%
Other Track 1	22	34	55%	22	38	73%	4	112%	25	24	-4%	23%	21%	195	157	109	117	7%
Other Track 3	9	13	44%	12	13	8%	0	100%	30	36	20%	21%	24%	375	480	141	147	4%
Other Track 4	1	1	0%	1	2	100%	1	200%	13	11	-15%	59%	55%	1,950	1,467	22	20	-9%
Personal Injury	103	92	-11%	84	94	12%	2	102%	178	193	8%	23%	25%	374	439	783	769	-2%
Prod Liability	0	0	0%	1	1	0%	1	100%	6	6	0%	27%	35%	514	1,440	22	17	-23%
Prof Malpractic	2	2	0%	6	4	-33%	2	200%	13	14	8%	35%	40%	1,040	1,200	37	35	-5%
PIP Coverage	2	3	50%	1	5	400%	2	167%	4	0	-100%	44%	0%	480	0	9	3	-67%
Real Property	6	2	-67%	4	3	-25%	1	150%	5	5	0%	38%	45%	333	429	13	11	-15%
Tort Other	13	17	31%	16	18	13%	1	106%	26	21	-19%	31%	25%	411	311	84	85	1%
Toxic Tort	0	0	0%	0	0	0%	0	100%	0	1		0%	100%	0		1	1	0%
UM/UIM Bod Inj	17	12	-29%	14	11	-21%	-1	92%	18	21	17%	20%	23%	260	345	91	91	0%
Total	643	705	10%	640	673	5%	-32	95%	911	909	0%	22%	21%	296	270	4,088	4,318	6%

CIVIL BACKLOG SUMMARY BY CASETYPE

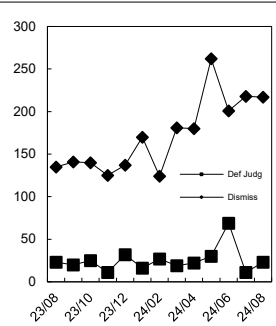
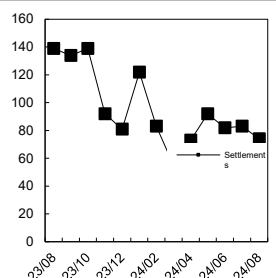
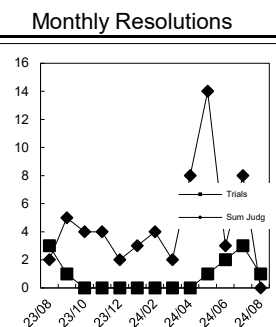
August 2024

PASSAIC

	Cases in Backlog															Total Backlog
	Track 1					Track 2				Track 3			Track 4			
	12 to 18 months	18 to 24 months	24 to 36 months	over 36 months	Total Track 1	18 to 24 months	24 to 36 months	over 36 months	Total Track 2	24 to 36 months	over 36 months	Total Track 3	24 to 36 months	over 36 months	Total Track 4	
Act on Neg Inst	1	0	0	1	2	0	0	0	0	0	0	0	0	0	0	2
Asbestos	0	0	0	0	0	0	0	0	0	0	0	0	0	0	0	0
Assault & Bat	0	0	0	0	0	0	0	0	0	66	47	113	0	0	0	113
Auto - Pers Inj	0	0	0	0	0	142	106	48	296	0	0	0	0	0	0	296
Auto - Property	0	0	0	0	0	2	0	0	2	0	0	0	0	0	0	2
Book Account	8	5	5	3	21	0	0	0	0	0	0	0	0	0	0	21
Civil Rights	0	0	0	0	0	0	0	0	0	11	2	13	0	0	0	13
Complex Comm	0	0	0	0	0	0	0	0	0	0	0	0	5	3	8	8
Condemnation	0	0	0	0	0	0	0	0	0	0	1	1	0	0	0	1
Construction	0	0	0	0	0	2	2	3	7	0	0	0	0	0	0	7
Contract/Comm	0	0	0	0	0	24	22	17	63	0	0	0	0	0	0	63
Employment	0	0	0	0	0	2	2	2	6	0	0	0	0	0	0	6
Lieu of P. Writ	0	0	0	0	0	0	0	0	0	0	0	0	0	2	2	2
Medical Malprac	0	0	0	0	0	0	0	0	0	12	27	39	0	0	0	39
Name Change	0	0	0	0	0	0	0	0	0	0	0	0	0	0	0	0
Other Insurance	2	1	1	0	4	0	0	0	0	0	0	0	0	0	0	4
Other MCL	0	0	0	0	0	0	0	0	0	0	0	0	0	0	0	0
Other Track 1	10	6	5	1	22	1	0	0	1	1	0	1	0	0	0	24
Other Track 3	0	0	0	0	0	0	0	0	0	26	10	36	0	0	0	36
Other Track 4	0	0	0	0	0	0	0	0	0	0	0	0	1	10	11	11
Personal Injury	0	0	0	0	0	107	68	18	193	0	0	0	0	0	0	193
Prod Liability	0	0	0	0	0	0	0	0	0	3	3	6	0	0	0	6
Prof Malpractic	0	0	0	0	0	0	0	0	0	7	7	14	0	0	0	14
PIP Coverage	0	0	0	0	0	0	0	0	0	0	0	0	0	0	0	0
Real Property	2	1	0	2	5	0	0	0	0	0	0	0	0	0	0	5
Tort Other	0	0	0	0	0	9	7	5	21	0	0	0	0	0	0	21
Toxic Tort	0	0	0	0	0	0	0	0	0	1	0	1	0	0	0	1
UM/UIM Bod Inj	0	0	0	0	0	7	7	7	21	0	0	0	0	0	0	21
Total	23	13	11	7	54	296	214	100	610	127	97	224	6	15	21	909

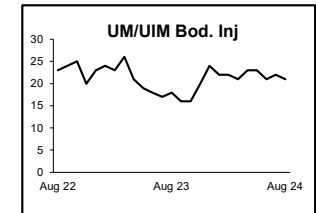
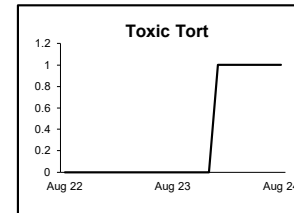
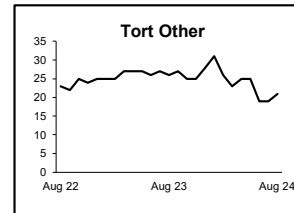
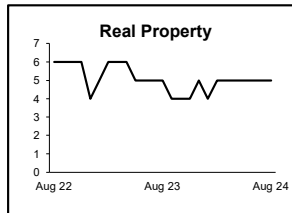
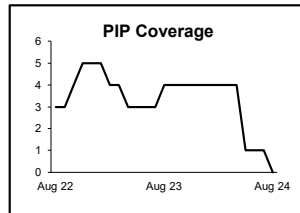
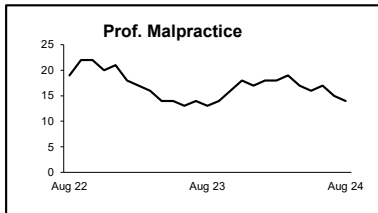
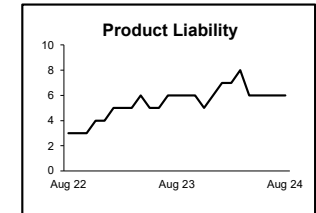
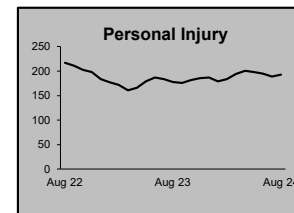
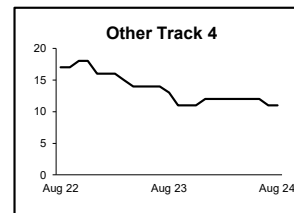
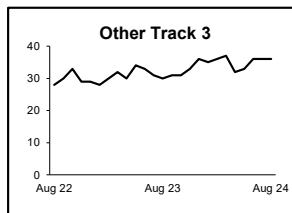
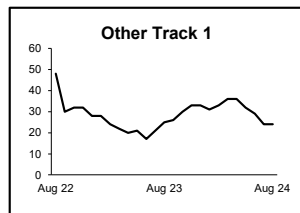
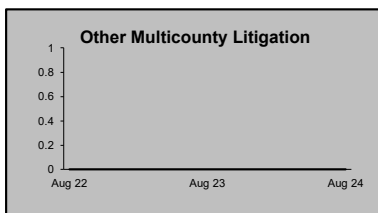
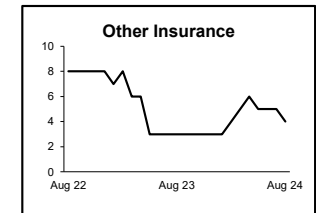
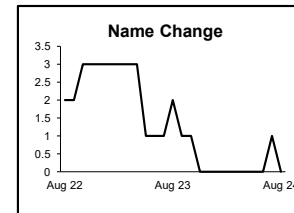
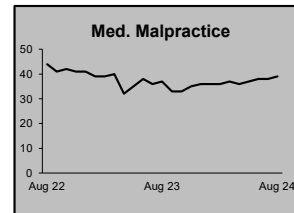
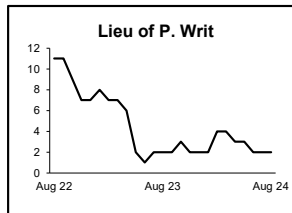
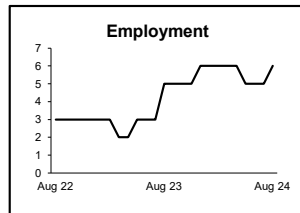
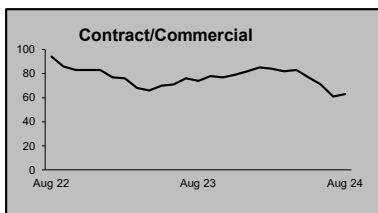
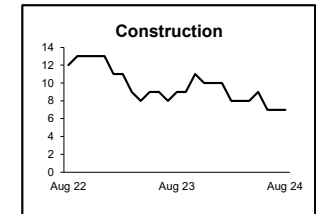
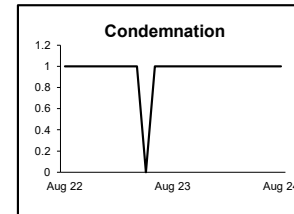
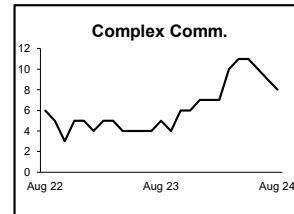
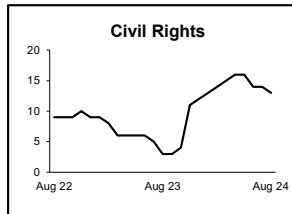
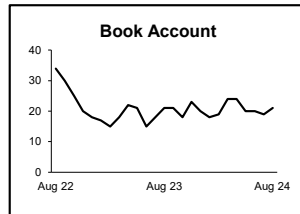
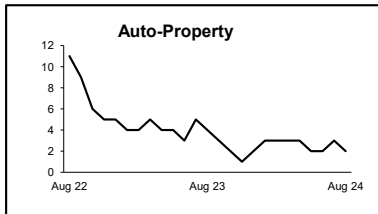
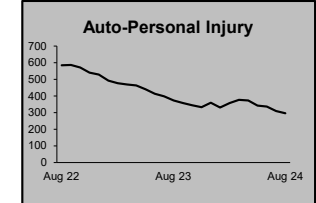
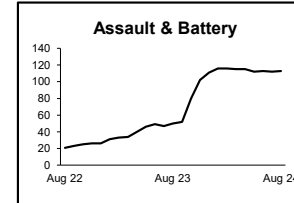
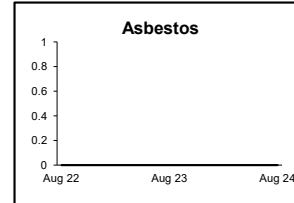
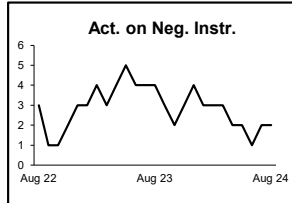
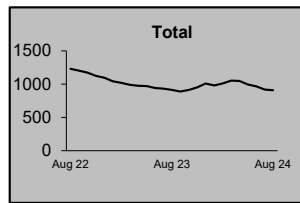
**CIVIL RESOLUTION SUMMARY BY CASETYPE
JULY 2024 - AUGUST 2024
PASSAIC**

	Trial			Summary					Total	Percent resolved by						Monthly Resolutions
	Jury	Nonjury	Total	Judgment	Settlement	Default Judgment	Dismiss	Other		Trial	Sum Jud	Settle	Default J	Dismiss	Other	
Act on Neg Inst	0	0	0	0	0	0	0	1	1	0%	0%	0%	0%	0%	100%	
Asbestos	0	0	0	0	0	0	0	0	0	0%	0%	0%	0%	0%	0%	
Assault & Bat	0	0	0	0	0	0	2	0	2	0%	0%	0%	0%	100%	0%	
Auto - Pers Inj	1	0	1	1	68	1	208	5	284	0%	0%	24%	0%	73%	2%	
Auto - Property	0	0	0	0	3	5	9	0	17	0%	0%	18%	29%	53%	0%	
Book Account	0	0	0	2	9	12	26	0	49	0%	4%	18%	24%	53%	0%	
Civil Rights	0	0	0	0	0	0	1	0	1	0%	0%	0%	0%	100%	0%	
Complex Commerc	0	0	0	0	1	0	5	0	6	0%	0%	17%	0%	83%	0%	
Condemnation	0	0	0	0	0	0	2	0	2	0%	0%	0%	0%	100%	0%	
Construction	0	0	0	0	0	1	5	0	6	0%	0%	0%	17%	83%	0%	
Contract/Commer	1	0	1	1	16	10	51	1	80	1%	1%	20%	13%	64%	1%	
Employment	0	0	0	0	1	0	1	1	3	0%	0%	33%	0%	33%	33%	
Lieu of P. Writ	0	0	0	0	0	0	5	0	5	0%	0%	0%	0%	100%	0%	
Medical Malprac	0	0	0	0	5	0	1	0	6	0%	0%	83%	0%	17%	0%	
Name Change	0	0	0	0	0	0	1	16	17	0%	0%	0%	0%	6%	94%	
Other Insurance	0	0	0	0	0	0	4	1	5	0%	0%	0%	0%	80%	20%	
Other MCL	0	0	0	0	0	0	0	0	0	0%	0%	0%	0%	0%	0%	
Other Track 1	0	1	1	1	4	4	22	6	38	3%	3%	11%	11%	58%	16%	
Other Track 3	0	0	0	0	3	0	9	1	13	0%	0%	23%	0%	69%	8%	
Other Track 4	0	0	0	0	0	0	2	0	2	0%	0%	0%	0%	100%	0%	
Personal Injury	1	0	1	1	37	0	53	2	94	1%	1%	39%	0%	56%	2%	
Prod Liability	0	0	0	0	1	0	0	0	1	0%	0%	100%	0%	0%	0%	
Prof Malpractic	0	0	0	0	3	0	1	0	4	0%	0%	75%	0%	25%	0%	
PIP Coverage	0	0	0	0	2	0	3	0	5	0%	0%	40%	0%	60%	0%	
Real Property	0	0	0	1	0	1	1	0	3	0%	33%	0%	33%	33%	0%	
Tort Other	0	0	0	1	1	0	15	1	18	0%	6%	6%	0%	83%	6%	
Toxic Tort	0	0	0	0	0	0	0	0	0	0%	0%	0%	0%	0%	0%	
UM/UIM Bod Inj	0	0	0	0	3	0	8	0	11	0%	0%	27%	0%	73%	0%	
Total	3	1	4	8	157	34	435	35	673	1%	1%	23%	5%	65%	5%	



**CIVIL BACKLOG BY CASETYPE
AUGUST 2024
PASSAIC**

	Total	Backlog	% chg
Aug 22		1,230	
Aug 23		911	-26%
Aug 24		909	0%



1) Casetypes with the state's largest backlogs are highlighted.

**CIVIL CASELOAD SUMMARY BY CASETYPE
AUGUST 2024
SALEM**

	Filings			Resolutions			Clearance		Backlog			Backlog Percent		Backlog Per 100 Monthly Filings		Active Pending		
	Jul 2023 to Aug 2023	Jul 2024 to Aug 2024	percent change	Jul 2023 to Aug 2023	Jul 2024 to Aug 2024	percent change	Aug 2024		Aug 2023	Aug 2024	percent change	Aug 2023	Aug 2024	Aug 2023	Aug 2024	Aug 2023	Aug 2024	percent change
							number	percent										
Act on Neg Inst	0	0	0%	0	0	0%	0	100%	0	0	0%	0%	0%	0	0	0	0	0%
Asbestos	0	0	0%	0	0	0%	0	100%	0	0	0%	0%	0%	0	0	0	0	0%
Assault & Bat	0	0	0%	0	0	0%	0	100%	0	1		0%	100%	0		0	1	
Auto - Pers Inj	3	11	267%	6	4	-33%	-7	36%	15	7	-53%	33%	12%	486	150	45	57	27%
Auto - Property	0	1		0	1		0	100%	0	0	0%	0%	0%	0	0	2	5	150%
Book Account	1	11	>999%	5	5	0%	-6	45%	2	2	0%	13%	7%	69	62	16	27	69%
Civil Rights	0	0	0%	0	2		2	100%	0	1		0%	25%	0	240	3	4	33%
Complex Comm	0	0	0%	0	0	0%	0	100%	0	0	0%	0%	0%	0	0	0	0	0%
Condemnation	0	0	0%	0	0	0%	0	100%	0	0	0%	0%	0%	0	0	0	0	0%
Construction	0	2		0	0	0%	-2	0%	2	0	-100%	100%	0%		0	2	2	0%
Contract/Comm	6	4	-33%	7	9	29%	5	225%	1	2	100%	4%	6%	27	53	24	34	42%
Employment	0	0	0%	0	0	0%	0	100%	0	0	0%	0%	0%	0	0	0	0	2
Lieu of P. Writ	1	1	0%	1	2	100%	1	200%	0	1		0%	14%	0	200	5	7	40%
Medical Malprac	0	1		0	0	0%	-1	0%	1	0	-100%	33%	0%	600	0	3	5	67%
Name Change	1	4	300%	3	5	67%	1	125%	0	0	0%	0%	0%	0	0	2	4	100%
Other Insurance	0	0	0%	0	0	0%	0	100%	1	0	-100%	50%	0%	1,200	0	2	1	-50%
Other MCL	0	0	0%	0	0	0%	0	100%	0	0	0%	0%	0%	0	0	0	0	0%
Other Track 1	2	7	250%	4	1	-75%	-6	14%	3	1	-67%	38%	7%	189	35	8	15	88%
Other Track 3	1	2	100%	4	1	-75%	-1	50%	2	0	-100%	15%	0%	240	0	13	7	-46%
Other Track 4	0	0	0%	0	0	0%	0	100%	2	2	0%	67%	50%	2,400	1,200	3	4	33%
Personal Injury	5	7	40%	5	4	-20%	-3	57%	10	9	-10%	29%	20%	500	292	35	44	26%
Prod Liability	0	1		0	0	0%	-1	0%	1	0	-100%	100%	0%		0	1	1	0%
Prof Malpractic	1	0	-100%	1	1	0%	1	100%	1	3	200%	25%	75%	600	1,200	4	4	0%
PIP Coverage	0	0	0%	2	0	-100%	0	100%	0	0	0%	0%	0%	0	0	0	0	0%
Real Property	0	0	0%	1	1	0%	1	100%	0	1		0%	50%	0	600	1	2	100%
Tort Other	1	1	0%	3	0	-100%	-1	0%	2	4	100%	29%	57%	267	960	7	7	0%
Toxic Tort	0	0	0%	0	0	0%	0	100%	0	0	0%	0%	0%	0	0	0	0	0%
UM/UIM Bod Inj	1	1	0%	3	3	0%	2	300%	1	1	0%	14%	50%	150	400	7	2	-71%
Total	23	54	135%	45	39	-13%	-15	72%	44	35	-20%	24%	15%	229	143	183	235	28%

CIVIL BACKLOG SUMMARY BY CASETYPE

August 2024

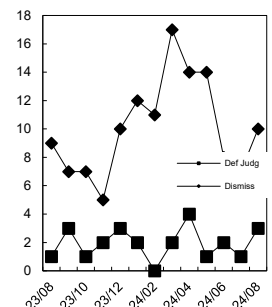
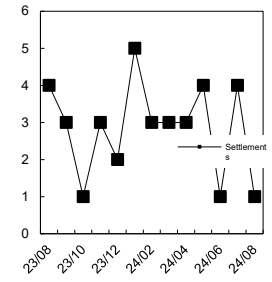
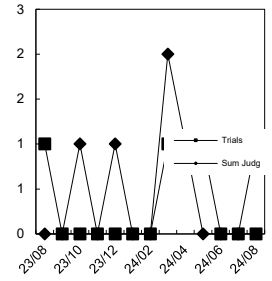
SALEM

	Cases in Backlog															Total Backlog
	Track 1					Track 2				Track 3			Track 4			
	12 to 18 months	18 to 24 months	24 to 36 months	over 36 months	Total Track 1	18 to 24 months	24 to 36 months	over 36 months	Total Track 2	24 to 36 months	over 36 months	Total Track 3	24 to 36 months	over 36 months	Total Track 4	
Act on Neg Inst	0	0	0	0	0	0	0	0	0	0	0	0	0	0	0	0
Asbestos	0	0	0	0	0	0	0	0	0	0	0	0	0	0	0	0
Assault & Bat	0	0	0	0	0	0	0	0	0	1	0	1	0	0	0	1
Auto - Pers Inj	0	0	0	0	0	3	3	1	7	0	0	0	0	0	0	7
Auto - Property	0	0	0	0	0	0	0	0	0	0	0	0	0	0	0	0
Book Account	2	0	0	0	2	0	0	0	0	0	0	0	0	0	0	2
Civil Rights	0	0	0	0	0	0	0	0	0	1	0	1	0	0	0	1
Complex Comm	0	0	0	0	0	0	0	0	0	0	0	0	0	0	0	0
Condemnation	0	0	0	0	0	0	0	0	0	0	0	0	0	0	0	0
Construction	0	0	0	0	0	0	0	0	0	0	0	0	0	0	0	0
Contract/Comm	0	0	0	0	0	2	0	0	2	0	0	0	0	0	0	2
Employment	0	0	0	0	0	0	0	0	0	0	0	0	0	0	0	0
Lieu of P. Writ	0	0	0	0	0	0	0	0	0	0	0	0	1	0	1	1
Medical Malprac	0	0	0	0	0	0	0	0	0	0	0	0	0	0	0	0
Name Change	0	0	0	0	0	0	0	0	0	0	0	0	0	0	0	0
Other Insurance	0	0	0	0	0	0	0	0	0	0	0	0	0	0	0	0
Other MCL	0	0	0	0	0	0	0	0	0	0	0	0	0	0	0	0
Other Track 1	0	0	1	0	1	0	0	0	0	0	0	0	0	0	0	1
Other Track 3	0	0	0	0	0	0	0	0	0	0	0	0	0	0	0	0
Other Track 4	0	0	0	0	0	0	0	0	0	0	0	0	0	2	2	2
Personal Injury	0	0	0	0	0	3	4	2	9	0	0	0	0	0	0	9
Prod Liability	0	0	0	0	0	0	0	0	0	0	0	0	0	0	0	0
Prof Malpractic	0	0	0	0	0	0	0	0	0	2	1	3	0	0	0	3
PIP Coverage	0	0	0	0	0	0	0	0	0	0	0	0	0	0	0	0
Real Property	0	0	0	1	1	0	0	0	0	0	0	0	0	0	0	1
Tort Other	0	0	0	0	0	2	1	1	4	0	0	0	0	0	0	4
Toxic Tort	0	0	0	0	0	0	0	0	0	0	0	0	0	0	0	0
UM/UIM Bod Inj	0	0	0	0	0	1	0	0	1	0	0	0	0	0	0	1
Total	2	0	1	1	4	11	8	4	23	4	1	5	1	2	3	35

**CIVIL RESOLUTION SUMMARY BY CASETYPE
JULY 2024 - AUGUST 2024
SALEM**

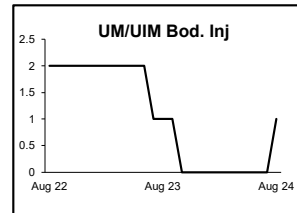
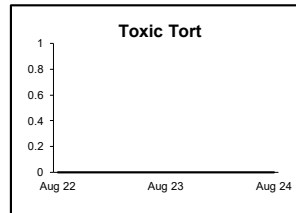
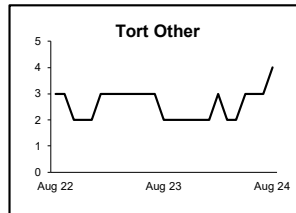
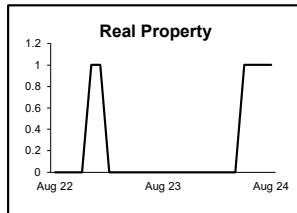
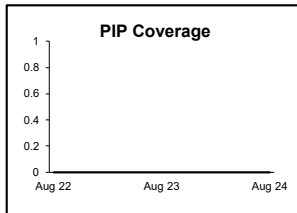
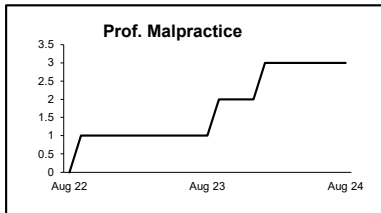
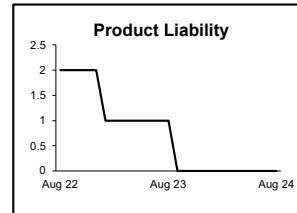
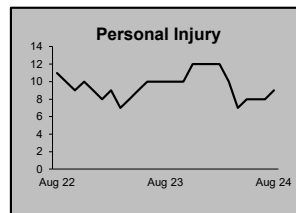
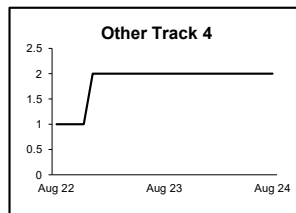
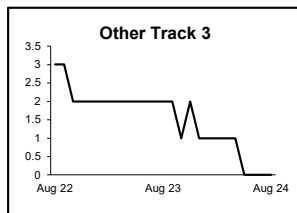
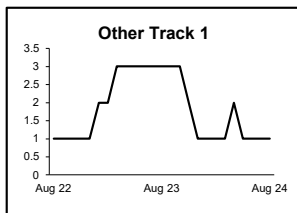
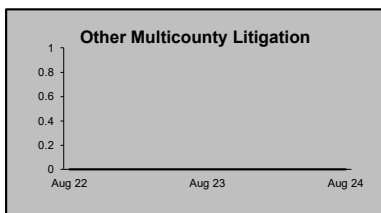
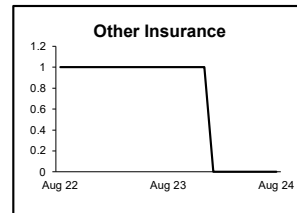
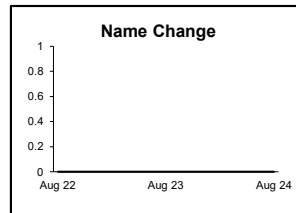
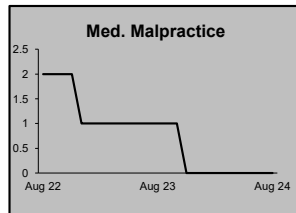
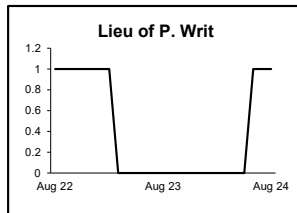
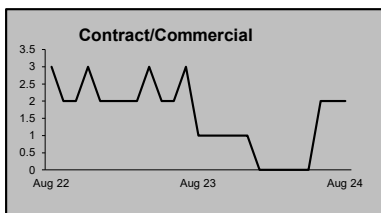
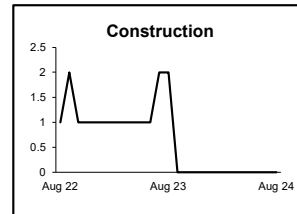
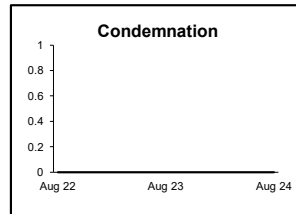

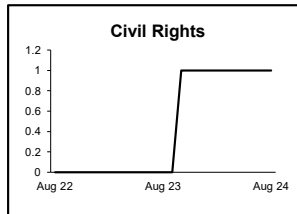
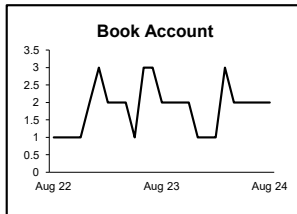
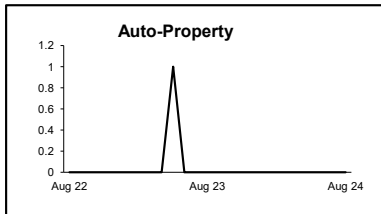
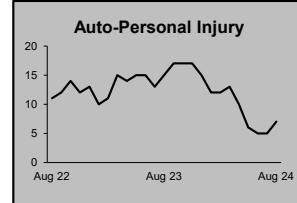
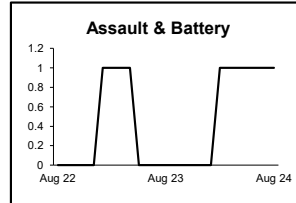
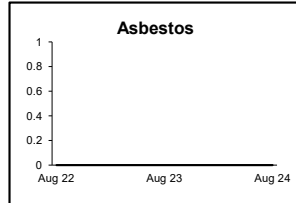

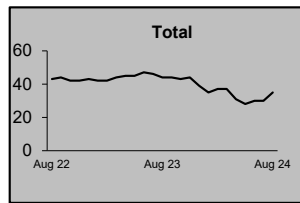
	Trial			Summary					Total	Percent resolved by						Monthly Resolutions
	Jury	Nonjury	Total	Judgment	Settlement	Default Judgment	Dismiss	Other		Trial	Sum Jud	Settle	Default J	Dismiss	Other	
Act on Neg Inst	0	0	0	0	0	0	0	0	0	0%	0%	0%	0%	0%	0%	
Asbestos	0	0	0	0	0	0	0	0	0	0%	0%	0%	0%	0%	0%	
Assault & Bat	0	0	0	0	0	0	0	0	0	0%	0%	0%	0%	0%	0%	
Auto - Pers Inj	0	0	0	0	0	0	4	0	4	0%	0%	0%	0%	100%	0%	
Auto - Property	0	0	0	0	0	0	0	1	1	0%	0%	0%	0%	0%	100%	
Book Account	0	0	0	0	1	1	2	1	5	0%	0%	20%	20%	40%	20%	
Civil Rights	0	0	0	0	0	0	1	1	2	0%	0%	0%	0%	50%	50%	
Complex Commerc	0	0	0	0	0	0	0	0	0	0%	0%	0%	0%	0%	0%	
Condemnation	0	0	0	0	0	0	0	0	0	0%	0%	0%	0%	0%	0%	
Construction	0	0	0	0	0	0	0	0	0	0%	0%	0%	0%	0%	0%	
Contract/Commer	0	0	0	0	1	3	5	0	9	0%	0%	11%	33%	56%	0%	
Employment	0	0	0	0	0	0	0	0	0	0%	0%	0%	0%	0%	0%	
Lieu of P. Writ	0	0	0	1	0	0	1	0	2	0%	50%	0%	0%	50%	0%	
Medical Malprac	0	0	0	0	0	0	0	0	0	0%	0%	0%	0%	0%	0%	
Name Change	0	0	0	0	0	0	0	5	5	0%	0%	0%	0%	0%	100%	
Other Insurance	0	0	0	0	0	0	0	0	0	0%	0%	0%	0%	0%	0%	
Other MCL	0	0	0	0	0	0	0	0	0	0%	0%	0%	0%	0%	0%	
Other Track 1	0	0	0	0	0	0	1	0	1	0%	0%	0%	0%	100%	0%	
Other Track 3	0	0	0	0	1	0	0	0	1	0%	0%	100%	0%	0%	0%	
Other Track 4	0	0	0	0	0	0	0	0	0	0%	0%	0%	0%	0%	0%	
Personal Injury	0	0	0	0	1	0	0	3	4	0%	0%	25%	0%	0%	75%	
Prod Liability	0	0	0	0	0	0	0	0	0	0%	0%	0%	0%	0%	0%	
Prof Malpractic	0	0	0	0	0	0	0	1	1	0%	0%	0%	0%	0%	100%	
PIP Coverage	0	0	0	0	0	0	0	0	0	0%	0%	0%	0%	0%	0%	
Real Property	0	0	0	0	0	0	1	0	1	0%	0%	0%	0%	100%	0%	
Tort Other	0	0	0	0	0	0	0	0	0	0%	0%	0%	0%	0%	0%	
Toxic Tort	0	0	0	0	0	0	0	0	0	0%	0%	0%	0%	0%	0%	
UM/UM Bod Inj	0	0	0	0	1	0	2	0	3	0%	0%	33%	0%	67%	0%	
Total	0	0	0	1	5	4	17	12	39	0%	3%	13%	10%	44%	31%	

Monthly Resolutions



**CIVIL BACKLOG BY CASETYPE
AUGUST 2024
SALEM**

	Total	Backlog	% chg
Aug 22		43	
Aug 23		44	2%
Aug 24		35	-20%



1) Casetypes with the state's largest backlogs are highlighted.

**CIVIL CASELOAD SUMMARY BY CASETYPE
AUGUST 2024
SOMERSET**

	Filings			Resolutions			Clearance		Backlog			Backlog Percent		Backlog Per 100 Monthly Filings		Active Pending		
	Jul 2023 to Aug 2023	Jul 2024 to Aug 2024	percent change	Jul 2023 to Aug 2023	Jul 2024 to Aug 2024	percent change	Aug 2024		Aug 2023	Aug 2024	percent change	Aug 2023	Aug 2024	Aug 2023	Aug 2024	Aug 2023	Aug 2024	percent change
							number	percent										
Act on Neg Inst	1	0	-100%	0	1		1	100%	1	0	-100%	25%	0%	400	0	4	2	-50%
Asbestos	0	0	0%	0	0	0%	0	100%	0	0	0%	0%	0%	0	0	0	0	0%
Assault & Bat	0	3		0	4		1	133%	5	5	0%	33%	36%	1,000	1,200	15	14	-7%
Auto - Pers Inj	44	70	59%	42	79	88%	9	113%	173	135	-22%	36%	28%	655	427	484	481	-1%
Auto - Property	3	5	67%	2	5	150%	0	100%	1	2	100%	7%	11%	75	89	14	19	36%
Book Account	29	59	103%	26	39	50%	-20	66%	5	4	-20%	6%	3%	37	16	77	152	97%
Civil Rights	3	1	-67%	0	2		1	200%	6	9	50%	35%	45%	655	831	17	20	18%
Complex Comm	1	2	100%	0	3		1	150%	7	9	29%	44%	56%	933	1,200	16	16	0%
Condemnation	2	1	-50%	2	0	-100%	-1	0%	1	0	-100%	25%	0%	240	0	4	2	-50%
Construction	4	5	25%	3	2	-33%	-3	40%	2	3	50%	13%	20%	150	360	16	15	-6%
Contract/Comm	52	61	17%	46	49	7%	-12	80%	68	67	-1%	25%	23%	280	288	276	293	6%
Employment	2	0	-100%	1	1	0%	1	100%	3	7	133%	23%	54%	514	1,200	13	13	0%
Lieu of P. Writ	9	3	-67%	0	2		-1	67%	2	10	400%	5%	26%	83	1,200	41	39	-5%
Medical Malprac	5	4	-20%	2	2	0%	-2	50%	25	30	20%	52%	54%	1,765	1,895	48	56	17%
Name Change	26	22	-15%	19	18	-5%	-4	82%	0	0	0%	0%	0%	0	0	20	20	0%
Other Insurance	1	1	0%	3	4	33%	3	400%	3	3	0%	38%	33%	277	300	8	9	13%
Other MCL	0	0	0%	0	0	0%	0	100%	0	0	0%	0%	0%	0	0	0	0	0%
Other Track 1	15	18	20%	5	23	360%	5	128%	6	3	-50%	11%	9%	70	32	53	34	-36%
Other Track 3	10	9	-10%	8	11	38%	2	122%	23	20	-13%	28%	22%	484	400	83	93	12%
Other Track 4	0	0	0%	2	2	0%	2	100%	11	8	-27%	79%	53%	1,650	1,600	14	15	7%
Personal Injury	29	33	14%	21	26	24%	-7	79%	120	126	5%	37%	37%	720	826	326	340	4%
Prod Liability	2	0	-100%	1	2	100%	2	100%	2	1	-50%	18%	14%	200	600	11	7	-36%
Prof Malpractic	1	4	300%	3	3	0%	-1	75%	14	18	29%	45%	45%	1,680	1,350	31	40	29%
PIP Coverage	0	1		0	0	0%	-1	0%	0	0	0%	0%	0%	0	0	0	1	
Real Property	2	0	-100%	0	0	0%	0	100%	2	2	0%	20%	40%	240	480	10	5	-50%
Tort Other	35	27	-23%	26	39	50%	12	144%	14	18	29%	12%	15%	95	107	117	117	0%
Toxic Tort	0	0	0%	0	0	0%	0	100%	0	0	0%	0%	0%	0	0	0	0	0%
UM/UIM Bod Inj	2	5	150%	2	7	250%	2	140%	16	8	-50%	57%	36%	1,600	600	28	22	-21%
Total	278	334	20%	214	324	51%	-10	97%	510	488	-4%	30%	27%	379	326	1,726	1,825	6%

CIVIL BACKLOG SUMMARY BY CASETYPE

August 2024

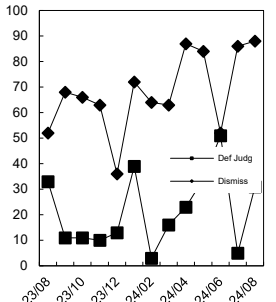
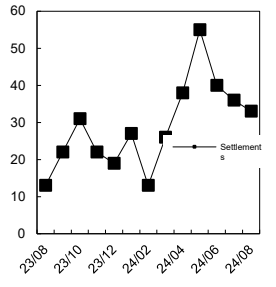
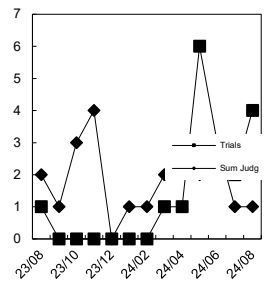
SOMERSET

	Cases in Backlog															Total Backlog
	Track 1					Track 2				Track 3			Track 4			
	12 to 18 months	18 to 24 months	24 to 36 months	over 36 months	Total Track 1	18 to 24 months	24 to 36 months	over 36 months	Total Track 2	24 to 36 months	over 36 months	Total Track 3	24 to 36 months	over 36 months	Total Track 4	
Act on Neg Inst	0	0	0	0	0	0	0	0	0	0	0	0	0	0	0	0
Asbestos	0	0	0	0	0	0	0	0	0	0	0	0	0	0	0	0
Assault & Bat	0	0	0	0	0	0	0	0	0	3	2	5	0	0	0	5
Auto - Pers Inj	0	0	0	0	0	56	48	31	135	0	0	0	0	0	0	135
Auto - Property	0	0	0	0	0	1	0	1	2	0	0	0	0	0	0	2
Book Account	3	1	0	0	4	0	0	0	0	0	0	0	0	0	0	4
Civil Rights	0	0	0	0	0	0	0	0	0	6	3	9	0	0	0	9
Complex Comm	0	0	0	0	0	0	0	0	0	0	0	0	2	7	9	9
Condemnation	0	0	0	0	0	0	0	0	0	0	0	0	0	0	0	0
Construction	0	0	0	0	0	0	1	2	3	0	0	0	0	0	0	3
Contract/Comm	0	0	0	0	0	18	28	21	67	0	0	0	0	0	0	67
Employment	0	0	0	0	0	2	3	2	7	0	0	0	0	0	0	7
Lieu of P. Writ	0	0	0	0	0	0	0	0	0	0	0	0	9	1	10	10
Medical Malprac	0	0	0	0	0	0	0	0	0	10	20	30	0	0	0	30
Name Change	0	0	0	0	0	0	0	0	0	0	0	0	0	0	0	0
Other Insurance	1	0	1	1	3	0	0	0	0	0	0	0	0	0	0	3
Other MCL	0	0	0	0	0	0	0	0	0	0	0	0	0	0	0	0
Other Track 1	1	2	0	0	3	0	0	0	0	0	0	0	0	0	0	3
Other Track 3	0	0	0	0	0	0	0	0	0	7	13	20	0	0	0	20
Other Track 4	0	0	0	0	0	0	0	0	0	0	0	0	1	7	8	8
Personal Injury	0	0	0	0	0	47	42	37	126	0	0	0	0	0	0	126
Prod Liability	0	0	0	0	0	0	0	0	0	1	0	1	0	0	0	1
Prof Malpractic	0	0	0	0	0	0	0	0	0	5	13	18	0	0	0	18
PIP Coverage	0	0	0	0	0	0	0	0	0	0	0	0	0	0	0	0
Real Property	0	1	0	1	2	0	0	0	0	0	0	0	0	0	0	2
Tort Other	0	0	0	0	0	10	6	2	18	0	0	0	0	0	0	18
Toxic Tort	0	0	0	0	0	0	0	0	0	0	0	0	0	0	0	0
UM/UIM Bod Inj	0	0	0	0	0	2	2	4	8	0	0	0	0	0	0	8
Total	5	4	1	2	12	136	130	100	366	32	51	83	12	15	27	488

**CIVIL RESOLUTION SUMMARY BY CASETYPE
JULY 2024 - AUGUST 2024
SOMERSET**

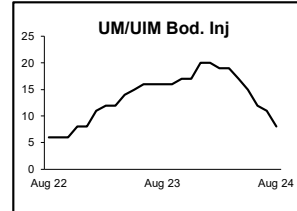
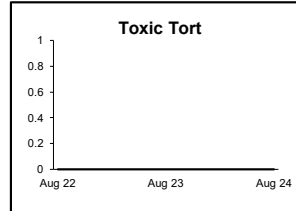
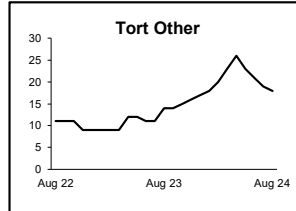
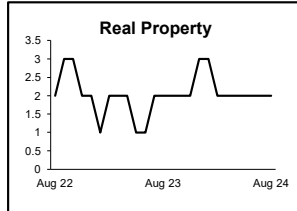
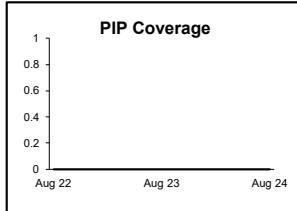
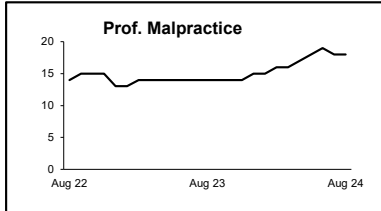
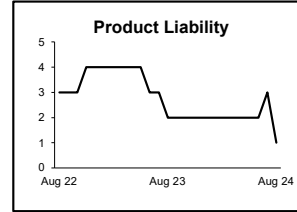
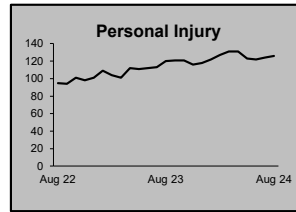
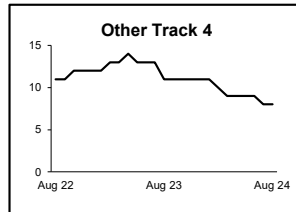
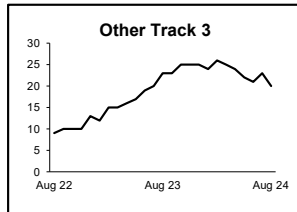
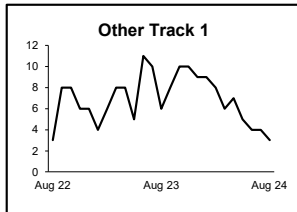
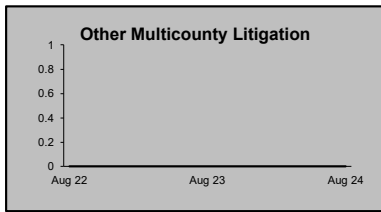
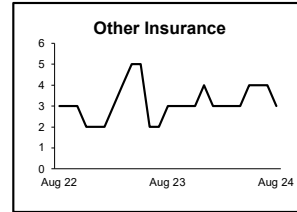
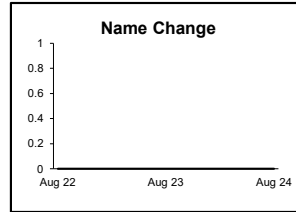
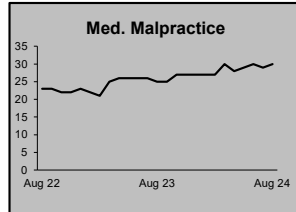
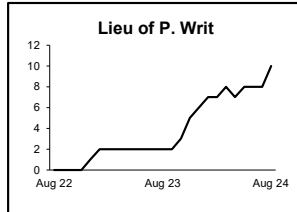
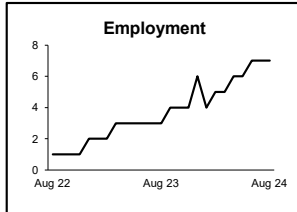
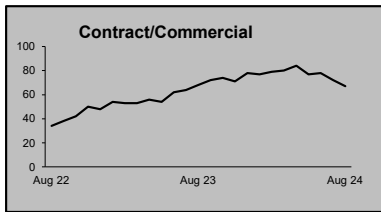
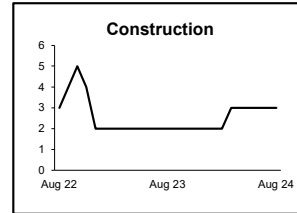
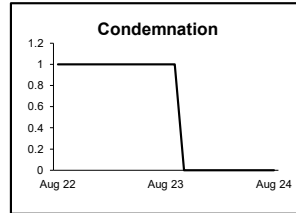
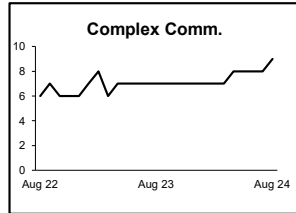
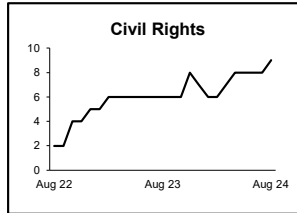
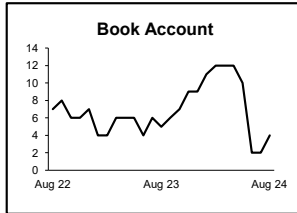

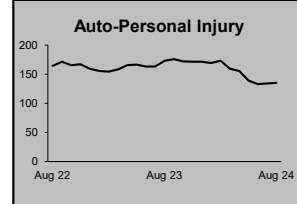
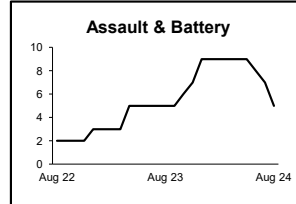
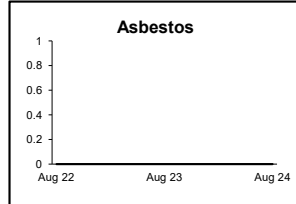
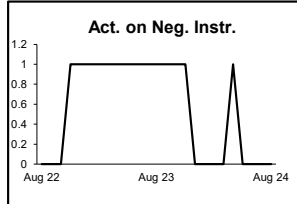
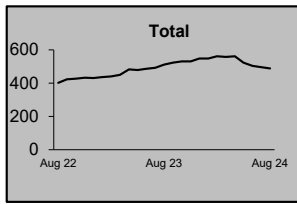
	Trial			Summary					Total	Percent resolved by						Monthly Resolutions
	Jury	Nonjury	Total	Judgment	Settlement	Default Judgment	Dismiss	Other		Trial	Sum Jud	Settle	Default J	Dismiss	Other	
Act on Neg Inst	0	0	0	0	0	0	1	0	1	0%	0%	0%	0%	100%	0%	
Asbestos	0	0	0	0	0	0	0	0	0	0%	0%	0%	0%	0%	0%	
Assault & Bat	0	0	0	0	1	0	3	0	4	0%	0%	25%	0%	75%	0%	
Auto - Pers Inj	2	0	2	0	17	0	58	2	79	3%	0%	22%	0%	73%	3%	
Auto - Property	0	0	0	0	1	3	1	0	5	0%	0%	20%	60%	20%	0%	
Book Account	0	0	0	0	9	11	18	1	39	0%	0%	23%	28%	46%	3%	
Civil Rights	0	0	0	0	0	0	2	0	2	0%	0%	0%	0%	100%	0%	
Complex Commerc	0	0	0	0	1	1	1	0	3	0%	0%	33%	33%	33%	0%	
Condemnation	0	0	0	0	0	0	0	0	0	0%	0%	0%	0%	0%	0%	
Construction	0	0	0	0	1	0	1	0	2	0%	0%	50%	0%	50%	0%	
Contract/Commer	0	1	1	1	17	5	23	2	49	2%	2%	35%	10%	47%	4%	
Employment	0	0	0	0	0	0	1	0	1	0%	0%	0%	0%	100%	0%	
Lieu of P. Writ	0	1	1	0	0	0	1	0	2	50%	0%	0%	0%	50%	0%	
Medical Malprac	0	0	0	0	1	0	0	1	2	0%	0%	50%	0%	0%	50%	
Name Change	0	0	0	0	0	0	1	17	18	0%	0%	0%	0%	6%	94%	
Other Insurance	0	0	0	1	0	1	1	1	4	0%	25%	0%	25%	25%	25%	
Other MCL	0	0	0	0	0	0	0	0	0	0%	0%	0%	0%	0%	0%	
Other Track 1	0	0	0	0	2	0	16	5	23	0%	0%	9%	0%	70%	22%	
Other Track 3	0	1	1	0	2	0	5	3	11	9%	0%	18%	0%	45%	27%	
Other Track 4	0	0	0	0	0	0	2	0	2	0%	0%	0%	0%	100%	0%	
Personal Injury	0	0	0	0	8	0	15	3	26	0%	0%	31%	0%	58%	12%	
Prod Liability	0	0	0	0	0	2	0	0	2	0%	0%	0%	100%	0%	0%	
Prof Malpractic	0	0	0	0	1	0	2	0	3	0%	0%	33%	0%	67%	0%	
PIP Coverage	0	0	0	0	0	0	0	0	0	0%	0%	0%	0%	0%	0%	
Real Property	0	0	0	0	0	0	0	0	0	0%	0%	0%	0%	0%	0%	
Tort Other	0	0	0	0	6	13	18	2	39	0%	0%	15%	33%	46%	5%	
Toxic Tort	0	0	0	0	0	0	0	0	0	0%	0%	0%	0%	0%	0%	
UM/UIM Bod Inj	1	0	1	0	2	0	4	0	7	14%	0%	29%	0%	57%	0%	
Total	3	3	6	2	69	36	174	37	324	2%	1%	21%	11%	54%	11%	

Monthly Resolutions



**CIVIL BACKLOG BY CASETYPE
AUGUST 2024
SOMERSET**

	Total	
	Backlog	% chg
Aug 22	402	
Aug 23	510	27%
Aug 24	488	-4%



1) Casetypes with the state's largest backlogs are highlighted.

**CIVIL CASELOAD SUMMARY BY CASETYPE
AUGUST 2024
SUSSEX**

	Filings			Resolutions			Clearance		Backlog			Backlog Percent		Backlog Per 100 Monthly Filings		Active Pending		
	Jul 2023 to Aug 2023	Jul 2024 to Aug 2024	percent change	Jul 2023 to Aug 2023	Jul 2024 to Aug 2024	percent change	Aug 2024		Aug 2023	Aug 2024	percent change	Aug 2023	Aug 2024	Aug 2023	Aug 2024	Aug 2023	Aug 2024	percent change
							number	percent										
Act on Neg Inst	0	0	0%	1	0	-100%	0	100%	0	0	0%	0%	0%	0	0	1	0	-100%
Asbestos	0	0	0%	0	0	0%	0	100%	0	0	0%	0%	0%	0	0	0	0	0%
Assault & Bat	0	1		0	0	0%	-1	0%	1	3	200%	33%	75%	900	3	4	33%	
Auto - Pers Inj	19	13	-32%	14	16	14%	3	123%	45	28	-38%	35%	25%	643	395	129	114	-12%
Auto - Property	1	2	100%	3	2	-33%	0	100%	0	0	0%	0%	0%	0	0	4	6	50%
Book Account	43	18	-58%	14	13	-7%	-5	72%	0	0	0%	0%	0%	0	0	70	56	-20%
Civil Rights	1	0	-100%	0	1		1	100%	6	3	-50%	75%	100%	2,400	1,800	8	3	-63%
Complex Comm	0	1		3	1	-67%	0	100%	3	2	-33%	75%	67%	514	1,200	4	3	-25%
Condemnation	0	0	0%	0	0	0%	0	100%	0	0	0%	0%	0%	0	0	0	1	
Construction	0	0	0%	1	0	-100%	0	100%	1	0	-100%	50%	0%	1,200	0	2	5	150%
Contract/Comm	13	17	31%	19	17	-11%	0	100%	11	12	9%	12%	16%	127	157	92	75	-18%
Employment	1	3	200%	0	0	0%	-3	0%	1	0	-100%	25%	0%	400	0	4	7	75%
Lieu of P. Writ	0	4		0	1		-3	25%	1	0	-100%	33%	0%	600	0	3	12	300%
Medical Malprac	3	0	-100%	0	1		1	100%	12	9	-25%	48%	43%	2,057	1,350	25	21	-16%
Name Change	5	13	160%	0	9		-4	69%	0	0	0%	0%	0%	0	0	7	7	0%
Other Insurance	0	1		0	2		1	200%	0	0	0%	0%	0%	0	0	2	1	-50%
Other MCL	0	0	0%	0	0	0%	0	100%	0	0	0%	0%	0%	0	0	0	0	0%
Other Track 1	7	14	100%	2	13	550%	-1	93%	3	1	-67%	11%	4%	103	24	27	24	-11%
Other Track 3	4	3	-25%	5	7	40%	4	233%	6	6	0%	19%	16%	277	277	31	38	23%
Other Track 4	1	0	-100%	1	0	-100%	0	100%	0	0	0%	0%	0%	0	0	3	1	-67%
Personal Injury	13	14	8%	15	14	-7%	0	100%	41	30	-27%	33%	27%	600	429	123	111	-10%
Prod Liability	0	1		0	0	0%	-1	0%	2	2	0%	33%	33%	400	800	6	6	0%
Prof Malpractic	0	0	0%	1	1	0%	1	100%	4	6	50%	36%	38%	2,400	900	11	16	45%
PIP Coverage	0	0	0%	0	0	0%	0	100%	0	0	0%	0%	0%	0	0	1	0	-100%
Real Property	1	0	-100%	4	0	-100%	0	100%	1	1	0%	14%	25%	75	240	7	4	-43%
Tort Other	6	3	-50%	3	6	100%	3	200%	7	2	-71%	35%	10%	400	126	20	21	5%
Toxic Tort	0	0	0%	0	0	0%	0	100%	1	1	0%	100%	100%			1	1	0%
UM/UM Bod Inj	0	0	0%	1	0	-100%	0	100%	0	2		0%	100%	0		3	2	-33%
Total	118	108	-8%	87	104	20%	-4	96%	146	108	-26%	25%	20%	310	219	587	539	-8%

CIVIL BACKLOG SUMMARY BY CASETYPE

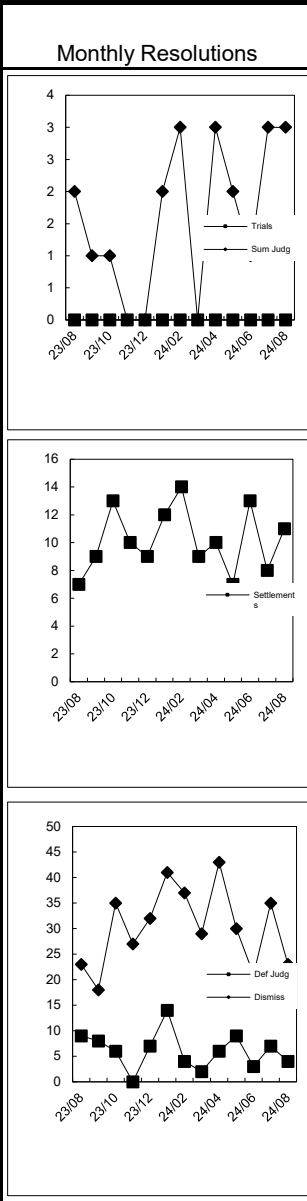
August 2024

SUSSEX

	Cases in Backlog															Total Backlog
	Track 1					Track 2				Track 3			Track 4			
	12 to 18 months	18 to 24 months	24 to 36 months	over 36 months	Total Track 1	18 to 24 months	24 to 36 months	over 36 months	Total Track 2	24 to 36 months	over 36 months	Total Track 3	24 to 36 months	over 36 months	Total Track 4	
Act on Neg Inst	0	0	0	0	0	0	0	0	0	0	0	0	0	0	0	0
Asbestos	0	0	0	0	0	0	0	0	0	0	0	0	0	0	0	0
Assault & Bat	0	0	0	0	0	0	0	0	0	2	1	3	0	0	0	3
Auto - Pers Inj	0	0	0	0	0	15	8	5	28	0	0	0	0	0	0	28
Auto - Property	0	0	0	0	0	0	0	0	0	0	0	0	0	0	0	0
Book Account	0	0	0	0	0	0	0	0	0	0	0	0	0	0	0	0
Civil Rights	0	0	0	0	0	0	0	0	0	0	3	3	0	0	0	3
Complex Comm	0	0	0	0	0	0	0	0	0	0	0	0	0	2	2	2
Condemnation	0	0	0	0	0	0	0	0	0	0	0	0	0	0	0	0
Construction	0	0	0	0	0	0	0	0	0	0	0	0	0	0	0	0
Contract/Comm	0	0	0	0	0	6	6	0	12	0	0	0	0	0	0	12
Employment	0	0	0	0	0	0	0	0	0	0	0	0	0	0	0	0
Lieu of P. Writ	0	0	0	0	0	0	0	0	0	0	0	0	0	0	0	0
Medical Malprac	0	0	0	0	0	0	0	0	0	3	6	9	0	0	0	9
Name Change	0	0	0	0	0	0	0	0	0	0	0	0	0	0	0	0
Other Insurance	0	0	0	0	0	0	0	0	0	0	0	0	0	0	0	0
Other MCL	0	0	0	0	0	0	0	0	0	0	0	0	0	0	0	0
Other Track 1	0	1	0	0	1	0	0	0	0	0	0	0	0	0	0	1
Other Track 3	0	0	0	0	0	0	0	0	0	4	2	6	0	0	0	6
Other Track 4	0	0	0	0	0	0	0	0	0	0	0	0	0	0	0	0
Personal Injury	0	0	0	0	0	17	12	1	30	0	0	0	0	0	0	30
Prod Liability	0	0	0	0	0	0	0	0	0	0	2	2	0	0	0	2
Prof Malpractic	0	0	0	0	0	0	0	0	0	4	2	6	0	0	0	6
PIP Coverage	0	0	0	0	0	0	0	0	0	0	0	0	0	0	0	0
Real Property	1	0	0	0	1	0	0	0	0	0	0	0	0	0	0	1
Tort Other	0	0	0	0	0	1	1	0	2	0	0	0	0	0	0	2
Toxic Tort	0	0	0	0	0	0	0	0	0	0	1	1	0	0	0	1
UM/UIM Bod Inj	0	0	0	0	0	1	1	0	2	0	0	0	0	0	0	2
Total	1	1	0	0	2	40	28	6	74	13	17	30	0	2	2	108

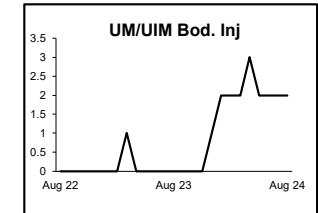
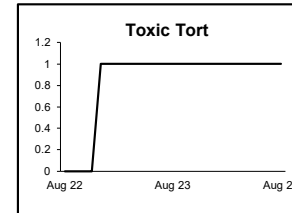
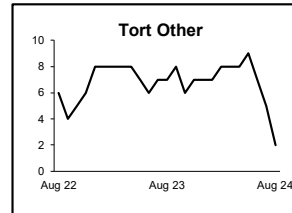
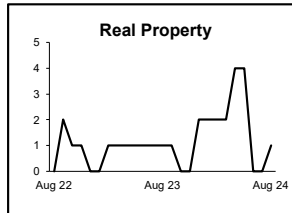
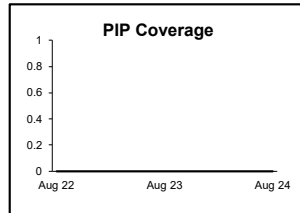
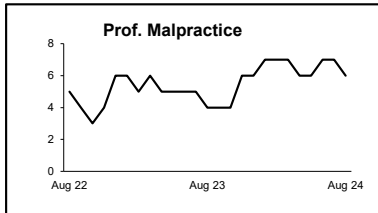
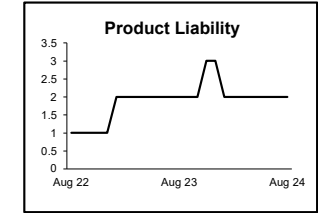
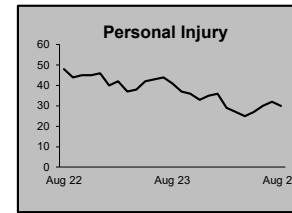
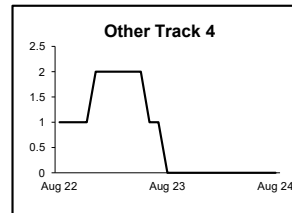
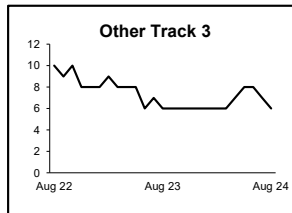
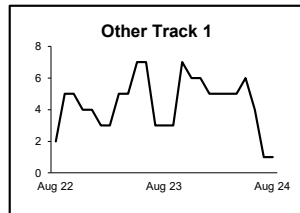
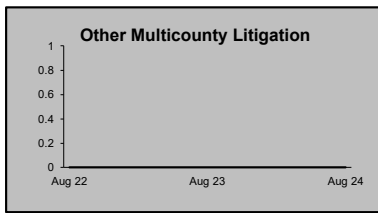
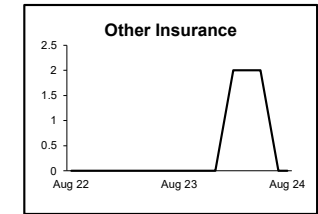

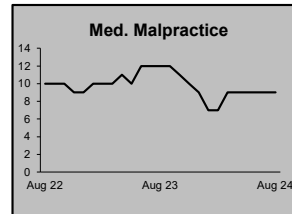
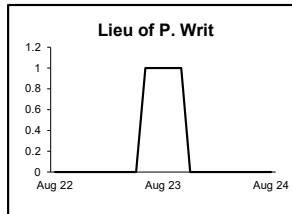
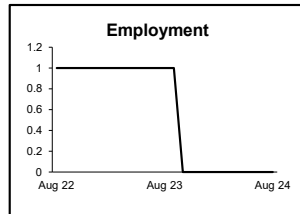
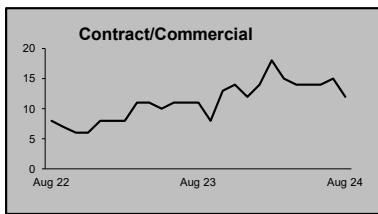
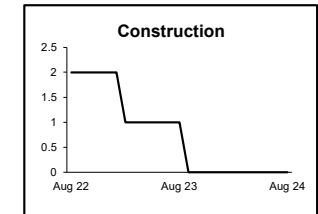
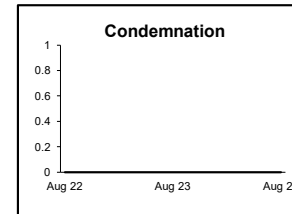
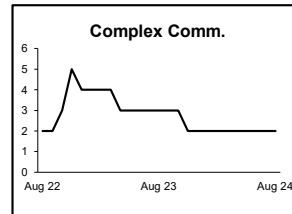
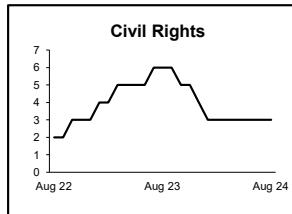
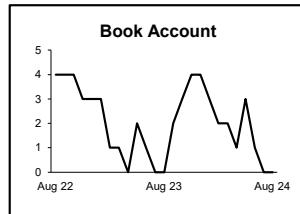
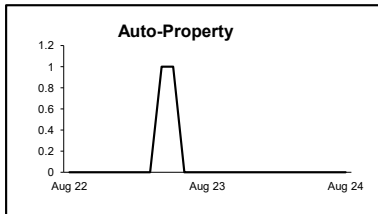
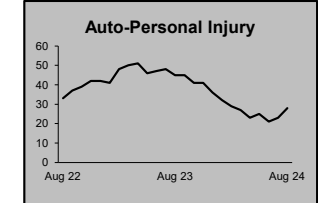
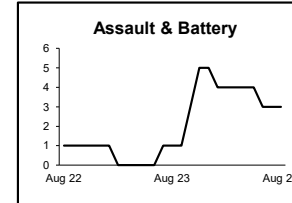
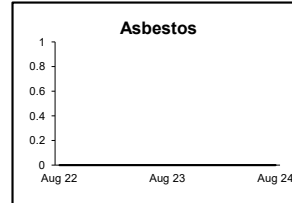
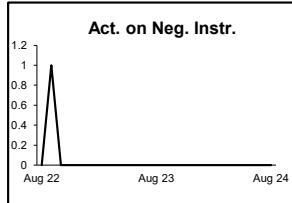
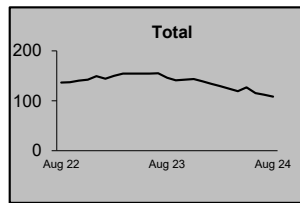
**CIVIL RESOLUTION SUMMARY BY CASETYPE
JULY 2024 - AUGUST 2024
SUSSEX**

	Trial			Summary					Total	Percent resolved by						Monthly Resolutions
	Jury	Nonjury	Total	Judgment	Settlement	Default Judgment	Dismiss	Other		Trial	Sum Jud	Settle	Default J	Dismiss	Other	
Act on Neg Inst	0	0	0	0	0	0	0	0	0	0%	0%	0%	0%	0%	0%	
Asbestos	0	0	0	0	0	0	0	0	0	0%	0%	0%	0%	0%	0%	
Assault & Bat	0	0	0	0	0	0	0	0	0	0%	0%	0%	0%	0%	0%	
Auto - Pers Inj	0	0	0	1	3	0	12	0	16	0%	6%	19%	0%	75%	0%	
Auto - Property	0	0	0	0	0	0	2	0	2	0%	0%	0%	0%	100%	0%	
Book Account	0	0	0	0	2	6	5	0	13	0%	0%	15%	46%	38%	0%	
Civil Rights	0	0	0	0	0	0	1	0	1	0%	0%	0%	0%	100%	0%	
Complex Commerc	0	0	0	0	0	0	1	0	1	0%	0%	0%	0%	100%	0%	
Condemnation	0	0	0	0	0	0	0	0	0	0%	0%	0%	0%	0%	0%	
Construction	0	0	0	0	0	0	0	0	0	0%	0%	0%	0%	0%	0%	
Contract/Commer	0	0	0	0	4	3	10	0	17	0%	0%	24%	18%	59%	0%	
Employment	0	0	0	0	0	0	0	0	0	0%	0%	0%	0%	0%	0%	
Lieu of P. Writ	0	0	0	0	0	0	0	1	1	0%	0%	0%	0%	0%	100%	
Medical Malprac	0	0	0	0	0	0	1	0	1	0%	0%	0%	0%	100%	0%	
Name Change	0	0	0	0	0	0	0	9	9	0%	0%	0%	0%	0%	100%	
Other Insurance	0	0	0	1	0	0	1	0	2	0%	50%	0%	0%	50%	0%	
Other MCL	0	0	0	0	0	0	0	0	0	0%	0%	0%	0%	0%	0%	
Other Track 1	0	0	0	1	4	1	7	0	13	0%	8%	31%	8%	54%	0%	
Other Track 3	0	0	0	0	2	0	5	0	7	0%	0%	29%	0%	71%	0%	
Other Track 4	0	0	0	0	0	0	0	0	0	0%	0%	0%	0%	0%	0%	
Personal Injury	0	0	0	1	2	1	10	0	14	0%	7%	14%	7%	71%	0%	
Prod Liability	0	0	0	0	0	0	0	0	0	0%	0%	0%	0%	0%	0%	
Prof Malpractic	0	0	0	0	0	0	1	0	1	0%	0%	0%	0%	100%	0%	
PIP Coverage	0	0	0	0	0	0	0	0	0	0%	0%	0%	0%	0%	0%	
Real Property	0	0	0	0	0	0	0	0	0	0%	0%	0%	0%	0%	0%	
Tort Other	0	0	0	2	2	0	2	0	6	0%	33%	33%	0%	33%	0%	
Toxic Tort	0	0	0	0	0	0	0	0	0	0%	0%	0%	0%	0%	0%	
UM/UIM Bod Inj	0	0	0	0	0	0	0	0	0	0%	0%	0%	0%	0%	0%	
Total	0	0	0	6	19	11	58	10	104	0%	6%	18%	11%	56%	10%	



**CIVIL BACKLOG BY CASETYPE
AUGUST 2024
SUSSEX**

	Total	Backlog	% chg
Aug 22		136	
Aug 23		146	7%
Aug 24		108	-26%



1) Casetypes with the state's largest backlogs are highlighted.

**CIVIL CASELOAD SUMMARY BY CASETYPE
AUGUST 2024
UNION**

	Filings			Resolutions			Clearance		Backlog			Backlog Percent		Backlog Per 100 Monthly Filings		Active Pending		
	Jul 2023 to Aug 2023	Jul 2024 to Aug 2024	percent change	Jul 2023 to Aug 2023	Jul 2024 to Aug 2024	percent change	Aug 2024		Aug 2023	Aug 2024	percent change	Aug 2023	Aug 2024	Aug 2023	Aug 2024	Aug 2023	Aug 2024	percent change
							number	percent										
Act on Neg Inst	0	0	0%	0	0	0%	0	100%	1	3	200%	25%	43%	200	450	4	7	75%
Asbestos	0	0	0%	0	0	0%	0	100%	0	0	0%	0%	0%	0	0	0	0	0%
Assault & Bat	1	1	0%	0	1		0	100%	1	3	200%	8%	25%	200	360	13	12	-8%
Auto - Pers Inj	354	362	2%	285	288	1%	-74	80%	524	356	-32%	22%	15%	320	207	2,386	2,363	-1%
Auto - Property	14	13	-7%	11	13	18%	0	100%	10	4	-60%	15%	6%	133	46	65	70	8%
Book Account	55	95	73%	59	62	5%	-33	65%	27	32	19%	14%	11%	93	86	187	290	55%
Civil Rights	3	5	67%	3	2	-33%	-3	40%	9	12	33%	41%	44%	771	600	22	27	23%
Complex Comm	1	4	300%	1	2	100%	-2	50%	12	7	-42%	60%	44%	1,029	646	20	16	-20%
Condemnation	1	0	-100%	0	1		1	100%	1	2	100%	13%	40%	300	2,400	8	5	-38%
Construction	4	3	-25%	1	2	100%	-1	67%	8	5	-38%	28%	25%	417	375	29	20	-31%
Contract/Comm	85	125	47%	81	81	0%	-44	65%	89	73	-18%	20%	14%	210	155	436	509	17%
Employment	1	4	300%	3	3	0%	-1	75%	6	5	-17%	40%	31%	450	273	15	16	7%
Lieu of P. Writ	4	1	-75%	7	1	-86%	0	100%	3	1	-67%	13%	3%	116	48	24	29	21%
Medical Malprac	8	5	-38%	9	7	-22%	2	140%	48	60	25%	44%	49%	1,371	1,500	108	122	13%
Name Change	42	24	-43%	28	18	-36%	-6	75%	0	0	0%	0%	0%	0	0	59	41	-31%
Other Insurance	6	7	17%	3	8	167%	1	114%	4	4	0%	20%	15%	209	114	20	26	30%
Other MCL	0	0	0%	0	0	0%	0	100%	0	0	0%	0%	0%	0	0	0	0	0%
Other Track 1	37	39	5%	32	36	13%	-3	92%	39	43	10%	24%	27%	200	249	164	159	-3%
Other Track 3	17	20	18%	22	28	27%	8	140%	50	38	-24%	29%	21%	484	323	174	181	4%
Other Track 4	2	1	-50%	1	1	0%	0	100%	19	18	-5%	70%	60%	1,900	2,160	27	30	11%
Personal Injury	125	109	-13%	90	114	27%	5	105%	215	214	0%	24%	24%	400	391	894	879	-2%
Prod Liability	1	1	0%	2	2	0%	1	200%	6	3	-50%	38%	38%	600	1,200	16	8	-50%
Prof Malpractic	2	4	100%	3	4	33%	0	100%	18	20	11%	33%	34%	675	1,043	54	58	7%
PIP Coverage	2	1	-50%	2	1	-50%	0	100%	0	1		0%	25%	0	200	4	4	0%
Real Property	2	2	0%	2	4	100%	2	200%	3	4	33%	23%	24%	225	282	13	17	31%
Tort Other	15	18	20%	10	10	0%	-8	56%	26	22	-15%	20%	19%	250	240	130	114	-12%
Toxic Tort	0	1		0	0	0%	-1	0%	0	1		0%	33%	0	1,200	2	3	50%
UM/UIM Bod Inj	25	14	-44%	12	26	117%	12	186%	29	24	-17%	23%	21%	328	264	125	115	-8%
Total	807	859	6%	667	715	7%	-144	83%	1,148	955	-17%	23%	19%	300	237	4,999	5,121	2%

CIVIL BACKLOG SUMMARY BY CASETYPE

August 2024

UNION

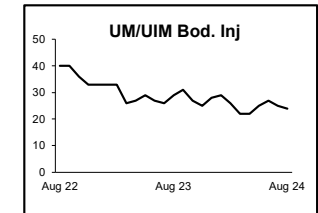
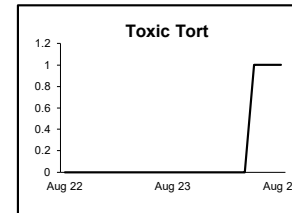
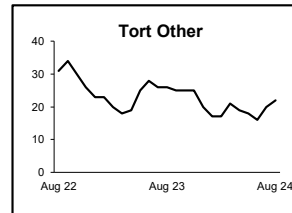
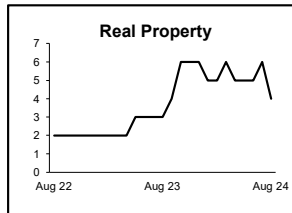
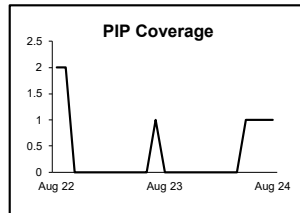
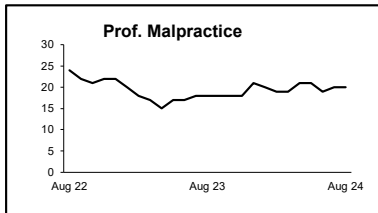
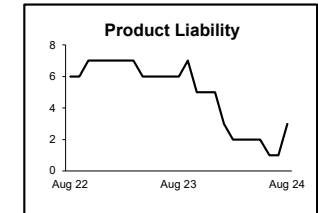
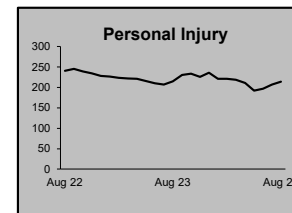
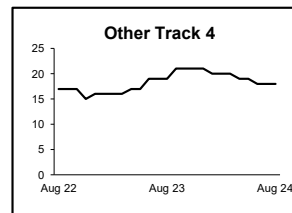
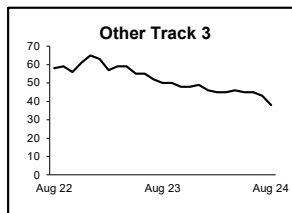
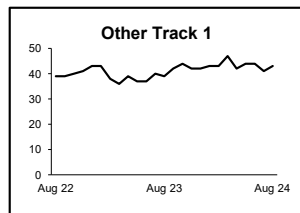
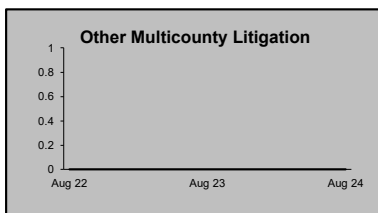
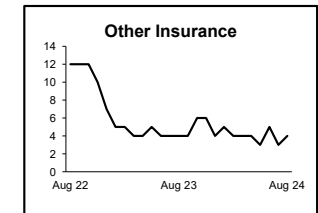
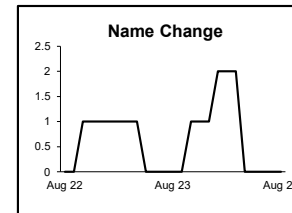
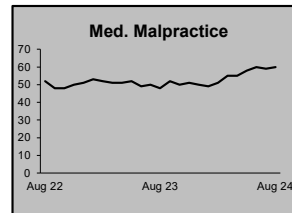
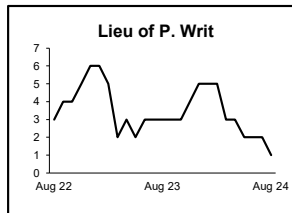
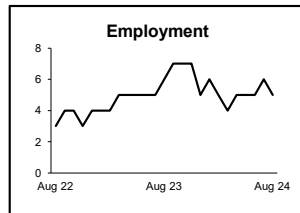
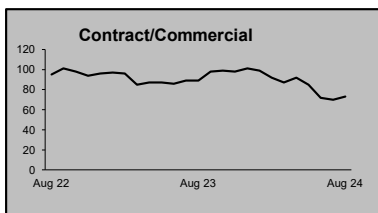
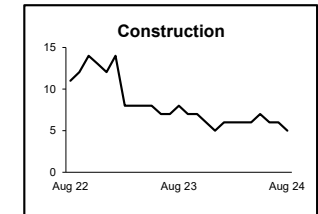
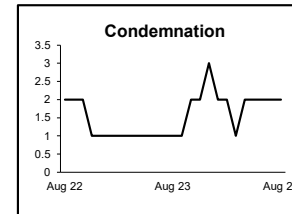
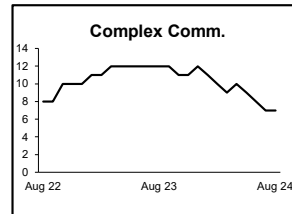
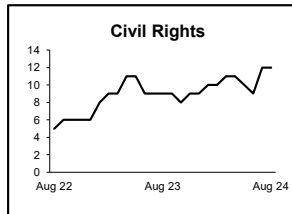
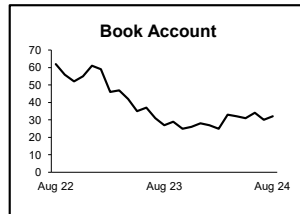
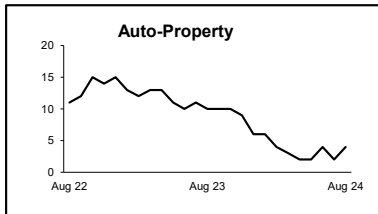
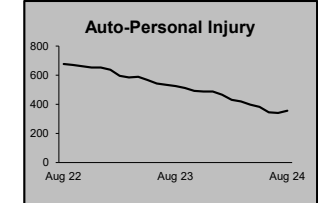
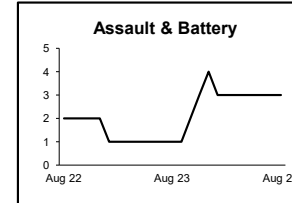
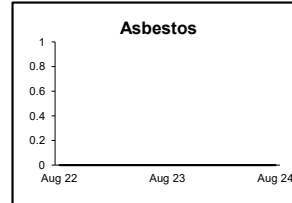
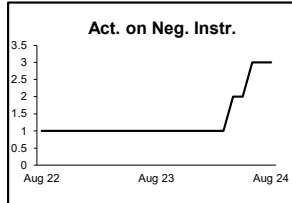
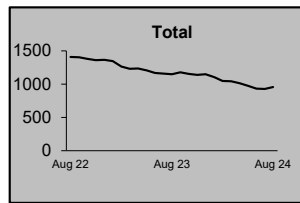
	Cases in Backlog															Total Backlog
	Track 1					Track 2				Track 3			Track 4			
	12 to 18 months	18 to 24 months	24 to 36 months	over 36 months	Total Track 1	18 to 24 months	24 to 36 months	over 36 months	Total Track 2	24 to 36 months	over 36 months	Total Track 3	24 to 36 months	over 36 months	Total Track 4	
Act on Neg Inst	2	0	0	1	3	0	0	0	0	0	0	0	0	0	0	3
Asbestos	0	0	0	0	0	0	0	0	0	0	0	0	0	0	0	0
Assault & Bat	0	0	0	0	0	0	0	0	0	2	1	3	0	0	0	3
Auto - Pers Inj	0	0	0	0	0	182	118	56	356	0	0	0	0	0	0	356
Auto - Property	0	0	0	0	0	3	1	0	4	0	0	0	0	0	0	4
Book Account	14	9	7	2	32	0	0	0	0	0	0	0	0	0	0	32
Civil Rights	0	1	0	0	1	0	0	0	0	6	5	11	0	0	0	12
Complex Comm	0	0	0	0	0	0	1	0	1	0	0	0	2	4	6	7
Condemnation	0	0	0	0	0	0	0	0	0	2	0	2	0	0	0	2
Construction	0	0	0	0	0	2	1	2	5	0	0	0	0	0	0	5
Contract/Comm	0	0	1	0	1	25	25	22	72	0	0	0	0	0	0	73
Employment	0	0	0	0	0	2	1	2	5	0	0	0	0	0	0	5
Lieu of P. Writ	0	0	0	0	0	0	0	0	0	0	0	0	0	1	1	1
Medical Malprac	0	0	0	0	0	0	0	0	0	26	34	60	0	0	0	60
Name Change	0	0	0	0	0	0	0	0	0	0	0	0	0	0	0	0
Other Insurance	2	1	0	1	4	0	0	0	0	0	0	0	0	0	0	4
Other MCL	0	0	0	0	0	0	0	0	0	0	0	0	0	0	0	0
Other Track 1	22	12	3	4	41	0	0	1	1	1	0	1	0	0	0	43
Other Track 3	0	0	0	0	0	0	0	0	0	10	28	38	0	0	0	38
Other Track 4	0	0	0	0	0	0	0	0	0	0	0	0	2	16	18	18
Personal Injury	0	0	0	0	0	122	68	24	214	0	0	0	0	0	0	214
Prod Liability	0	0	0	0	0	0	0	0	0	2	1	3	0	0	0	3
Prof Malpractic	0	0	0	0	0	0	0	0	0	10	10	20	0	0	0	20
PIP Coverage	1	0	0	0	1	0	0	0	0	0	0	0	0	0	0	1
Real Property	1	3	0	0	4	0	0	0	0	0	0	0	0	0	0	4
Tort Other	1	0	0	0	1	10	9	1	20	0	0	0	1	0	1	22
Toxic Tort	0	0	0	0	0	0	0	0	0	1	0	1	0	0	0	1
UM/UIM Bod Inj	0	0	0	0	0	11	10	3	24	0	0	0	0	0	0	24
Total	43	26	11	8	88	357	234	111	702	60	79	139	5	21	26	955

**CIVIL RESOLUTION SUMMARY BY CASETYPE
JULY 2024 - AUGUST 2024
UNION**

	Trial			Summary					Total	Percent resolved by						Monthly Resolutions
	Jury	Nonjury	Total	Judgment	Settlement	Default Judgment	Dismiss	Other		Trial	Sum Jud	Settle	Default J	Dismiss	Other	
Act on Neg Inst	0	0	0	0	0	0	0	0	0	0%	0%	0%	0%	0%	0%	
Asbestos	0	0	0	0	0	0	0	0	0	0%	0%	0%	0%	0%	0%	
Assault & Bat	0	0	0	0	1	0	0	0	1	0%	0%	100%	0%	0%	0%	
Auto - Pers Inj	2	0	2	3	67	4	199	13	288	1%	1%	23%	1%	69%	5%	
Auto - Property	0	0	0	0	1	0	12	0	13	0%	0%	8%	0%	92%	0%	
Book Account	0	0	0	2	7	22	30	1	62	0%	3%	11%	35%	48%	2%	
Civil Rights	0	0	0	0	0	0	2	0	2	0%	0%	0%	0%	100%	0%	
Complex Commerc	0	0	0	1	0	0	1	0	2	0%	50%	0%	0%	50%	0%	
Condemnation	0	0	0	0	0	0	0	1	1	0%	0%	0%	0%	0%	100%	
Construction	0	0	0	0	0	2	0	0	2	0%	0%	0%	100%	0%	0%	
Contract/Commer	0	1	1	2	10	18	47	3	81	1%	2%	12%	22%	58%	4%	
Employment	0	0	0	0	0	1	1	1	3	0%	0%	0%	33%	33%	33%	
Lieu of P. Writ	0	0	0	0	0	0	1	0	1	0%	0%	0%	0%	100%	0%	
Medical Malprac	1	0	1	0	2	0	4	0	7	14%	0%	29%	0%	57%	0%	
Name Change	0	0	0	0	0	0	1	17	18	0%	0%	0%	0%	6%	94%	
Other Insurance	0	0	0	0	0	0	7	1	8	0%	0%	0%	0%	88%	13%	
Other MCL	0	0	0	0	0	0	0	0	0	0%	0%	0%	0%	0%	0%	
Other Track 1	0	0	0	3	2	3	19	9	36	0%	8%	6%	8%	53%	25%	
Other Track 3	0	0	0	0	5	0	20	3	28	0%	0%	18%	0%	71%	11%	
Other Track 4	0	0	0	0	1	0	0	0	1	0%	0%	100%	0%	0%	0%	
Personal Injury	1	0	1	3	25	3	69	13	114	1%	3%	22%	3%	61%	11%	
Prod Liability	0	0	0	0	0	0	1	1	2	0%	0%	0%	0%	50%	50%	
Prof Malpractic	0	0	0	0	1	0	2	1	4	0%	0%	25%	0%	50%	25%	
PIP Coverage	0	0	0	0	0	0	1	0	1	0%	0%	0%	0%	100%	0%	
Real Property	0	0	0	0	2	0	2	0	4	0%	0%	50%	0%	50%	0%	
Tort Other	0	0	0	0	1	3	6	0	10	0%	0%	10%	30%	60%	0%	
Toxic Tort	0	0	0	0	0	0	0	0	0	0%	0%	0%	0%	0%	0%	
UM/UM Bod Inj	0	0	0	0	8	1	16	1	26	0%	0%	31%	4%	62%	4%	
Total	4	1	5	14	133	57	441	65	715	1%	2%	19%	8%	62%	9%	

**CIVIL BACKLOG BY CASETYPE
AUGUST 2024
UNION**

	Total	Backlog	% chg
Aug 22		1,403	
Aug 23		1,148	-18%
Aug 24		955	-17%



1) Casetypes with the state's largest backlogs are highlighted.

**CIVIL CASELOAD SUMMARY BY CASETYPE
AUGUST 2024
WARREN**

	Filings			Resolutions			Clearance		Backlog			Backlog Percent		Backlog Per 100 Monthly Filings		Active Pending		
	Jul 2023 to Aug 2023	Jul 2024 to Aug 2024	percent change	Jul 2023 to Aug 2023	Jul 2024 to Aug 2024	percent change	Aug 2024		Aug 2023	Aug 2024	percent change	Aug 2023	Aug 2024	Aug 2023	Aug 2024	Aug 2023	Aug 2024	percent change
							number	percent										
Act on Neg Inst	0	0	0%	0	0	0%	0	100%	0	0	0%	0%	0%	0	0	0	1	
Asbestos	0	0	0%	0	0	0%	0	100%	0	0	0%	0%	0%	0	0	0	0	0%
Assault & Bat	1	0	-100%	0	0	0%	0	100%	2	0	-100%	50%	0%	2,400	0	4	0	-100%
Auto - Pers Inj	6	10	67%	7	17	143%	7	170%	34	30	-12%	36%	31%	600	493	94	97	3%
Auto - Property	1	1	0%	0	0	0%	-1	0%	0	0	0%	0%	0%	0	0	3	8	167%
Book Account	10	17	70%	17	13	-24%	-4	76%	3	1	-67%	11%	3%	65	15	28	39	39%
Civil Rights	0	0	0%	0	0	0%	0	100%	0	1		0%	33%	0	400	2	3	50%
Complex Comm	0	0	0%	0	0	0%	0	100%	2	1	-50%	100%	100%		1,200	2	1	-50%
Condemnation	0	0	0%	0	2		2	100%	0	0	0%	0%	0%	0	0	1	2	100%
Construction	1	0	-100%	1	1	0%	1	100%	2	1	-50%	33%	25%	480	600	6	4	-33%
Contract/Comm	17	14	-18%	19	14	-26%	0	100%	9	11	22%	17%	17%	146	197	54	63	17%
Employment	0	0	0%	0	0	0%	0	100%	0	1		0%	50%	0	1,200	1	2	100%
Lieu of P. Writ	1	0	-100%	1	1	0%	1	100%	3	2	-33%	33%	33%	514	600	9	6	-33%
Medical Malprac	0	2		0	3		1	150%	17	16	-6%	71%	76%	4,080	2,743	24	21	-13%
Name Change	6	6	0%	1	8	700%	2	133%	0	0	0%	0%	0%	0	0	7	4	-43%
Other Insurance	1	0	-100%	0	0	0%	0	100%	0	1		0%	50%	0	400	1	2	100%
Other MCL	0	0	0%	0	0	0%	0	100%	0	0	0%	0%	0%	0	0	0	0	0%
Other Track 1	8	5	-38%	6	8	33%	3	160%	8	5	-38%	35%	23%	259	182	23	22	-4%
Other Track 3	4	4	0%	4	4	0%	0	100%	2	4	100%	10%	22%	171	320	21	18	-14%
Other Track 4	1	0	-100%	0	1		1	100%	1	1	0%	33%	33%	600	1,200	3	3	0%
Personal Injury	6	15	150%	8	9	13%	-6	60%	32	27	-16%	41%	36%	784	623	79	75	-5%
Prod Liability	0	0	0%	0	0	0%	0	100%	2	3	50%	67%	75%		3,600	3	4	33%
Prof Malpractic	0	1		0	0	0%	-1	0%	3	3	0%	50%	33%	1,200	720	6	9	50%
PIP Coverage	0	0	0%	0	1		1	100%	1	0	-100%	100%	0%		0	1	0	-100%
Real Property	0	0	0%	0	0	0%	0	100%	2	3	50%	50%	60%	600	900	4	5	25%
Tort Other	1	2	100%	1	2	100%	0	100%	4	1	-75%	31%	14%	480	100	13	7	-46%
Toxic Tort	0	0	0%	0	0	0%	0	100%	1	1	0%	100%	100%		1,200	1	1	0%
UM/UM Bod Inj	2	0	-100%	1	1	0%	1	100%	0	2		0%	50%	0	2,400	6	4	-33%
Total	66	77	17%	66	85	29%	8	110%	128	115	-10%	32%	29%	396	329	396	401	1%

CIVIL BACKLOG SUMMARY BY CASETYPE

August 2024

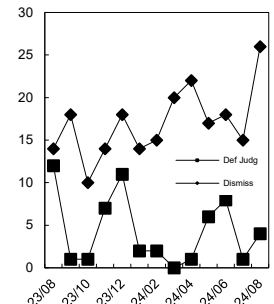
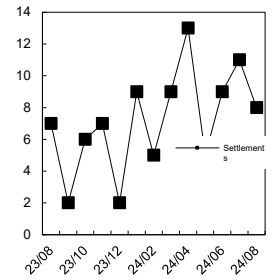
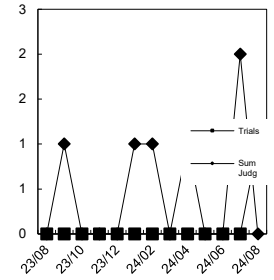
WARREN

	Cases in Backlog															Total Backlog
	Track 1					Track 2				Track 3			Track 4			
	12 to 18 months	18 to 24 months	24 to 36 months	over 36 months	Total Track 1	18 to 24 months	24 to 36 months	over 36 months	Total Track 2	24 to 36 months	over 36 months	Total Track 3	24 to 36 months	over 36 months	Total Track 4	
Act on Neg Inst	0	0	0	0	0	0	0	0	0	0	0	0	0	0	0	0
Asbestos	0	0	0	0	0	0	0	0	0	0	0	0	0	0	0	0
Assault & Bat	0	0	0	0	0	0	0	0	0	0	0	0	0	0	0	0
Auto - Pers Inj	0	0	0	0	0	11	13	6	30	0	0	0	0	0	0	30
Auto - Property	0	0	0	0	0	0	0	0	0	0	0	0	0	0	0	0
Book Account	1	0	0	0	1	0	0	0	0	0	0	0	0	0	0	1
Civil Rights	0	0	0	0	0	0	0	0	0	1	0	1	0	0	0	1
Complex Comm	0	0	0	0	0	0	0	0	0	0	0	0	0	1	1	1
Condemnation	0	0	0	0	0	0	0	0	0	0	0	0	0	0	0	0
Construction	0	0	0	0	0	0	0	1	1	0	0	0	0	0	0	1
Contract/Comm	0	0	0	0	0	5	2	4	11	0	0	0	0	0	0	11
Employment	0	0	0	0	0	1	0	0	1	0	0	0	0	0	0	1
Lieu of P. Writ	0	0	0	0	0	0	0	0	0	0	0	0	0	2	2	2
Medical Malprac	0	0	0	0	0	0	0	0	0	3	13	16	0	0	0	16
Name Change	0	0	0	0	0	0	0	0	0	0	0	0	0	0	0	0
Other Insurance	1	0	0	0	1	0	0	0	0	0	0	0	0	0	0	1
Other MCL	0	0	0	0	0	0	0	0	0	0	0	0	0	0	0	0
Other Track 1	2	1	2	0	5	0	0	0	0	0	0	0	0	0	0	5
Other Track 3	0	0	0	0	0	0	0	0	0	4	0	4	0	0	0	4
Other Track 4	0	0	0	0	0	0	0	0	0	0	0	0	0	1	1	1
Personal Injury	0	0	0	0	0	12	5	10	27	0	0	0	0	0	0	27
Prod Liability	0	0	0	0	0	0	0	0	0	1	2	3	0	0	0	3
Prof Malpractic	0	0	0	0	0	0	0	0	0	1	2	3	0	0	0	3
PIP Coverage	0	0	0	0	0	0	0	0	0	0	0	0	0	0	0	0
Real Property	0	1	2	0	3	0	0	0	0	0	0	0	0	0	0	3
Tort Other	0	0	0	0	0	0	1	0	1	0	0	0	0	0	0	1
Toxic Tort	0	0	0	0	0	0	0	0	0	0	1	1	0	0	0	1
UM/UIM Bod Inj	0	0	0	0	0	1	1	0	2	0	0	0	0	0	0	2
Total	4	2	4	0	10	30	22	21	73	10	18	28	0	4	4	115

**CIVIL RESOLUTION SUMMARY BY CASETYPE
JULY 2024 - AUGUST 2024
WARREN**

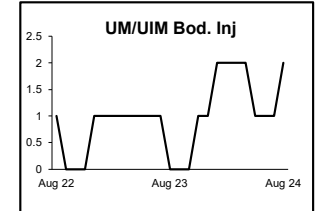
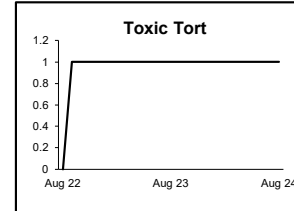
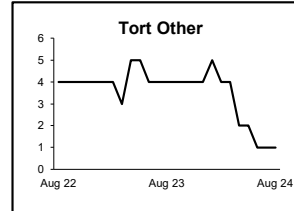
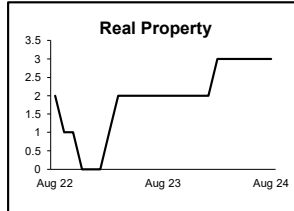
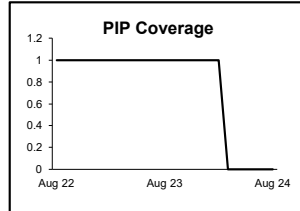
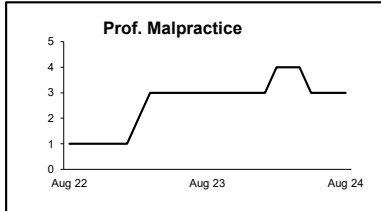
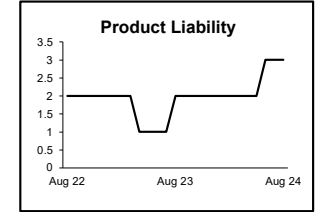
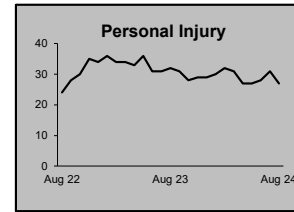
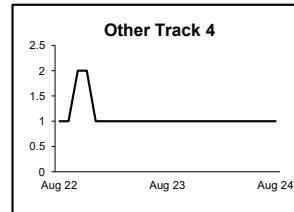
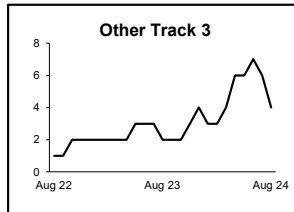
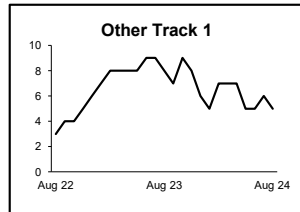
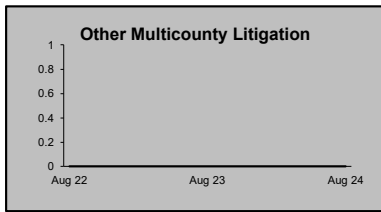
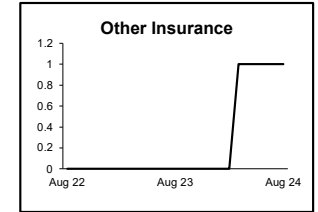
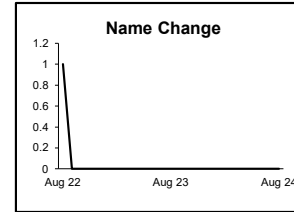
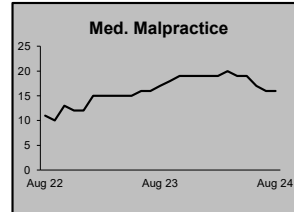
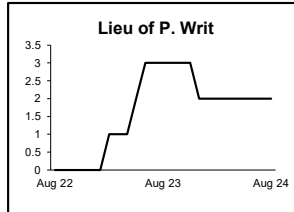
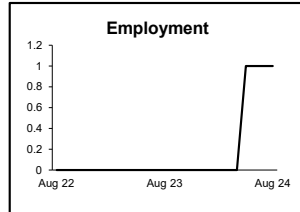
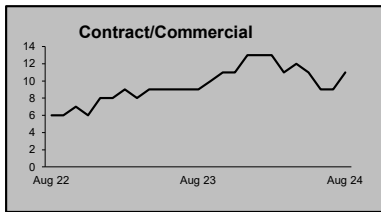
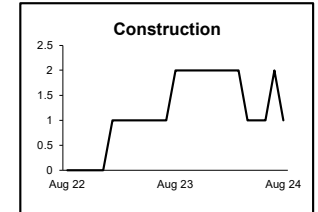
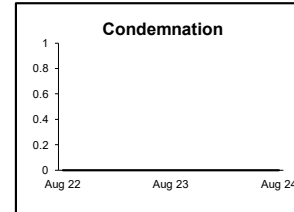
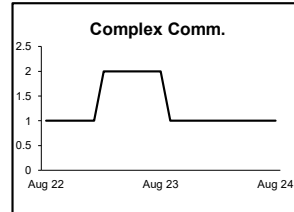
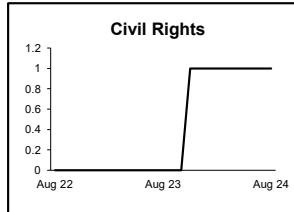
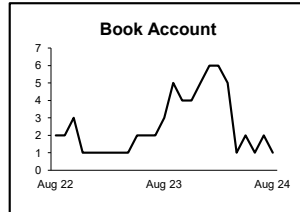
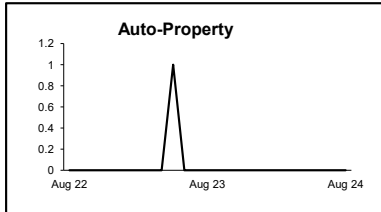
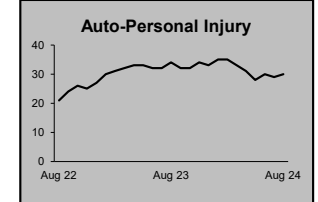
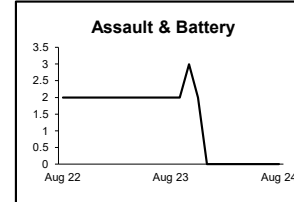
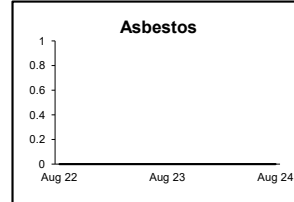

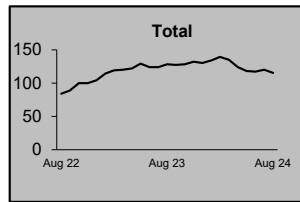
	Trial			Summary					Total	Percent resolved by					
	Jury	Nonjury	Total	Judgment	Settlement	Default Judgment	Dismiss	Other		Trial	Sum Jud	Settle	Default J	Dismiss	Other
Act on Neg Inst	0	0	0	0	0	0	0	0	0	0%	0%	0%	0%	0%	0%
Asbestos	0	0	0	0	0	0	0	0	0	0%	0%	0%	0%	0%	0%
Assault & Bat	0	0	0	0	0	0	0	0	0	0%	0%	0%	0%	0%	0%
Auto - Pers Inj	0	0	0	0	4	1	10	2	17	0%	0%	24%	6%	59%	12%
Auto - Property	0	0	0	0	0	0	0	0	0	0%	0%	0%	0%	0%	0%
Book Account	0	0	0	2	4	1	6	0	13	0%	15%	31%	8%	46%	0%
Civil Rights	0	0	0	0	0	0	0	0	0	0%	0%	0%	0%	0%	0%
Complex Commerc	0	0	0	0	0	0	0	0	0	0%	0%	0%	0%	0%	0%
Condemnation	0	0	0	0	1	0	0	1	2	0%	0%	50%	0%	0%	50%
Construction	0	0	0	0	0	0	0	1	1	0%	0%	0%	0%	0%	100%
Contract/Commer	0	1	1	0	4	2	7	0	14	7%	0%	29%	14%	50%	0%
Employment	0	0	0	0	0	0	0	0	0	0%	0%	0%	0%	0%	0%
Lieu of P. Writ	0	0	0	0	0	0	1	0	1	0%	0%	0%	0%	100%	0%
Medical Malprac	0	0	0	0	1	0	1	1	3	0%	0%	33%	0%	33%	33%
Name Change	0	0	0	0	0	0	0	8	8	0%	0%	0%	0%	0%	100%
Other Insurance	0	0	0	0	0	0	0	0	0	0%	0%	0%	0%	0%	0%
Other MCL	0	0	0	0	0	0	0	0	0	0%	0%	0%	0%	0%	0%
Other Track 1	0	0	0	0	0	0	5	3	8	0%	0%	0%	0%	63%	38%
Other Track 3	0	0	0	0	1	0	2	1	4	0%	0%	25%	0%	50%	25%
Other Track 4	0	0	0	0	0	1	0	0	1	0%	0%	0%	100%	0%	0%
Personal Injury	0	0	0	0	4	0	5	0	9	0%	0%	44%	0%	56%	0%
Prod Liability	0	0	0	0	0	0	0	0	0	0%	0%	0%	0%	0%	0%
Prof Malpractic	0	0	0	0	0	0	0	0	0	0%	0%	0%	0%	0%	0%
PIP Coverage	0	0	0	0	0	0	1	0	1	0%	0%	0%	0%	100%	0%
Real Property	0	0	0	0	0	0	0	0	0	0%	0%	0%	0%	0%	0%
Tort Other	0	0	0	0	0	0	2	0	2	0%	0%	0%	0%	100%	0%
Toxic Tort	0	0	0	0	0	0	0	0	0	0%	0%	0%	0%	0%	0%
UM/UIM Bod Inj	0	0	0	0	0	0	1	0	1	0%	0%	0%	0%	100%	0%
Total	0	1	1	2	19	5	41	17	85	1%	2%	22%	6%	48%	20%

Monthly Resolutions



**CIVIL BACKLOG BY CASETYPE
AUGUST 2024
WARREN**

	Total	Backlog	% chg
Aug 22		84	
Aug 23		128	52%
Aug 24		115	-10%



1) Casetypes with the state's largest backlogs are highlighted.

CIVIL CASELOAD SUMMARY BY CASETYPE
AUGUST 2024
STATE

	Filings			Resolutions			Clearance		Backlog			Backlog Percent		Backlog Per 100 Monthly Filings		Active Pending		
	Jul 2023 to Aug 2023	Jul 2024 to Aug 2024	percent change	Jul 2023 to Aug 2023	Jul 2024 to Aug 2024	percent change	Aug 2024		Aug 2023	Aug 2024	percent change	Aug 2023	Aug 2024	Aug 2023	Aug 2024	Aug 2023	Aug 2024	percent change
							number	percent										
Act on Neg Inst	28	32	14%	21	21	0%	-11	66%	16	15	-6%	20%	14%	152	108	80	104	30%
Asbestos	37	17	-54%	8	44	450%	27	259%	561	422	-25%	65%	66%	3,316	3,051	857	644	-25%
Assault & Bat	30	29	-3%	26	42	62%	13	145%	311	885	185%	40%	82%	2,522	6,987	768	1,079	40%
Auto - Pers Inj	3,689	3,765	2%	3,701	3,482	-6%	-283	92%	7,850	5,657	-28%	28%	21%	445	310	28,071	26,865	-4%
Auto - Property	129	168	30%	122	189	55%	21	113%	62	58	-6%	9%	8%	81	60	683	772	13%
Book Account	1,208	1,634	35%	1,003	1,248	24%	-386	76%	323	281	-13%	9%	6%	59	41	3,443	4,611	34%
Civil Rights	73	79	8%	64	57	-11%	-22	72%	168	252	50%	27%	41%	552	723	613	619	1%
Complex Commerc	44	56	27%	56	49	-13%	-7	88%	226	199	-12%	40%	43%	710	783	567	465	-18%
Condemnation	25	24	-4%	24	22	-8%	-2	92%	45	36	-20%	28%	19%	386	219	159	185	16%
Construction	73	84	15%	66	79	20%	-5	94%	250	191	-24%	41%	34%	716	542	615	557	-9%
Contract/Commer	1,452	1,651	14%	1,392	1,488	7%	-163	90%	1,156	1,039	-10%	16%	14%	163	137	7,014	7,458	6%
Employment	53	54	2%	46	49	7%	-5	91%	72	66	-8%	25%	21%	297	250	292	307	5%
Lieu of P. Writ	82	82	0%	90	88	-2%	6	107%	111	120	8%	21%	21%	283	304	525	578	10%
Medical Malprac	143	153	7%	163	151	-7%	-2	99%	1,187	1,121	-6%	46%	45%	1,525	1,398	2,599	2,506	-4%
Name Change	553	581	5%	458	575	26%	-6	99%	2	2	0%	0%	0%	1	1	604	646	7%
Other Insurance	68	83	22%	78	82	5%	-1	99%	110	83	-25%	32%	25%	332	224	346	334	-3%
Other MCL	537	96	-82%	169	109	-36%	13	114%	10,770	11,751	9%	79%	87%	11,803	15,017	13,567	13,540	0%
Other Track 1	573	678	18%	572	676	18%	-2	100%	525	415	-21%	23%	19%	174	128	2,264	2,213	-2%
Other Track 3	394	378	-4%	349	376	8%	-2	99%	689	622	-10%	23%	19%	363	305	3,034	3,286	8%
Other Track 4	32	25	-22%	41	36	-12%	11	144%	245	206	-16%	51%	50%	1,251	1,124	482	412	-15%
Personal Injury	1,604	1,605	0%	1,388	1,519	9%	-86	95%	4,230	3,970	-6%	29%	29%	529	508	14,433	13,825	-4%
Prod Liability	42	45	7%	58	40	-31%	-5	89%	119	110	-8%	31%	27%	450	493	379	405	7%
Prof Malpractic	75	72	-4%	86	95	10%	23	132%	346	309	-11%	37%	34%	991	866	931	915	-2%
PIP Coverage	27	29	7%	37	40	8%	11	138%	25	16	-36%	22%	18%	149	108	114	89	-22%
Real Property	64	61	-5%	54	48	-11%	-13	79%	77	72	-6%	28%	26%	258	253	275	276	0%
Tort Other	278	307	10%	278	291	5%	-16	95%	575	479	-17%	28%	26%	378	321	2,032	1,857	-9%
Toxic Tort	3	3	0%	6	5	-17%	2	167%	17	13	-24%	44%	36%	1,133	780	39	36	-8%
UM/UIB Bod Inj	206	190	-8%	230	216	-6%	26	114%	333	278	-17%	22%	20%	315	275	1,505	1,376	-9%
Total	11,522	11,981	4%	10,586	11,117	5%	-864	93%	30,401	28,668	-6%	35%	33%	560	501	86,291	85,960	0%

CIVIL BACKLOG SUMMARY BY CASETYPE

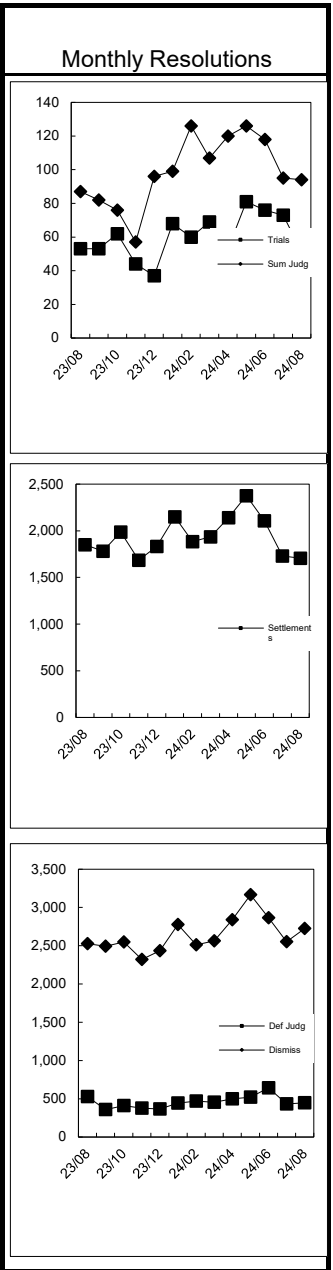
August 2024

STATE

	Cases in Backlog															Total Backlog
	Track 1					Track 2				Track 3			Track 4			
	12 to 18 months	18 to 24 months	24 to 36 months	over 36 months	Total Track 1	18 to 24 months	24 to 36 months	over 36 months	Total Track 2	24 to 36 months	over 36 months	Total Track 3	24 to 36 months	over 36 months	Total Track 4	
Act on Neg Inst	10	1	1	3	15	0	0	0	0	0	0	0	0	0	0	15
Asbestos	0	0	0	0	0	0	0	0	0	0	0	0	81	341	422	422
Assault & Bat	0	0	0	0	0	0	1	0	1	510	374	884	0	0	0	885
Auto - Pers Inj	0	0	0	1	1	2,602	2,030	1,021	5,653	0	3	3	0	0	0	5,657
Auto - Property	0	0	0	0	0	33	19	6	58	0	0	0	0	0	0	58
Book Account	161	50	41	18	270	7	3	0	10	0	0	0	1	0	1	281
Civil Rights	0	1	0	0	1	0	2	0	2	144	102	246	0	3	3	252
Complex Comm	0	0	0	0	0	0	1	0	1	0	0	0	66	132	198	199
Condemnation	0	0	0	1	1	0	0	0	0	12	23	35	0	0	0	36
Construction	0	0	0	0	0	50	46	93	189	1	1	2	0	0	0	191
Contract/Comm	1	0	1	0	2	423	367	246	1,036	1	0	1	0	0	0	1,039
Employment	0	0	0	0	0	29	21	16	66	0	0	0	0	0	0	66
Lieu of P. Writ	0	0	0	0	0	0	0	0	0	0	0	0	52	68	120	120
Medical Malprac	0	0	0	0	0	0	0	0	0	485	636	1,121	0	0	0	1,121
Name Change	2	0	0	0	2	0	0	0	0	0	0	0	0	0	0	2
Other Insurance	36	15	17	11	79	1	2	1	4	0	0	0	0	0	0	83
Other MCL	0	0	0	0	0	0	0	0	0	0	0	0	1,594	10,157	11,751	11,751
Other Track 1	169	74	60	49	352	16	9	6	31	6	24	30	1	1	2	415
Other Track 3	0	0	0	0	0	0	0	0	0	332	290	622	0	0	0	622
Other Track 4	0	0	0	0	0	0	1	0	1	0	0	0	60	145	205	206
Personal Injury	0	0	0	0	0	1,867	1,381	649	3,897	47	26	73	0	0	0	3,970
Prod Liability	0	0	0	0	0	0	0	0	0	64	46	110	0	0	0	110
Prof Malpractic	0	0	0	0	0	0	0	0	0	155	154	309	0	0	0	309
PIP Coverage	5	5	4	1	15	0	1	0	1	0	0	0	0	0	0	16
Real Property	26	20	14	11	71	0	0	0	0	0	1	1	0	0	0	72
Tort Other	1	0	0	0	1	180	153	105	438	16	23	39	1	0	1	479
Toxic Tort	0	0	0	0	0	0	0	0	0	6	7	13	0	0	0	13
UM/UIM Bod Inj	0	0	0	0	0	137	95	46	278	0	0	0	0	0	0	278
Total	411	166	138	95	810	5,345	4,132	2,189	11,666	1,779	1,710	3,489	1,856	10,847	12,703	28,668

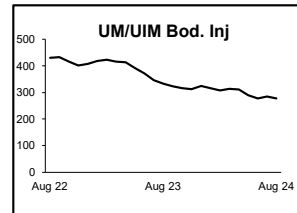
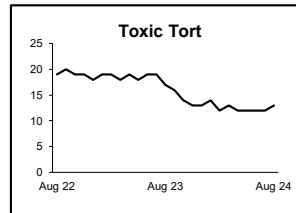
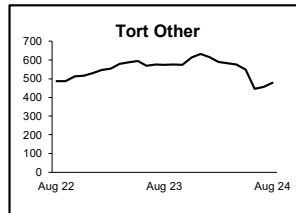
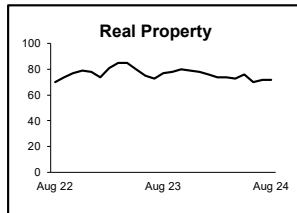
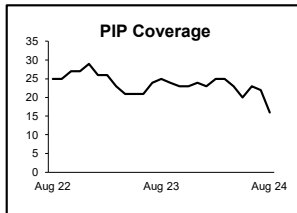
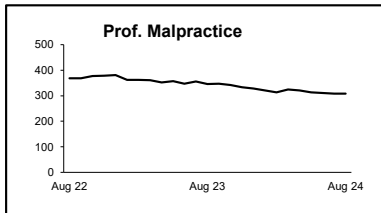
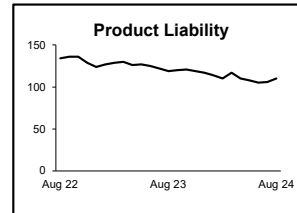
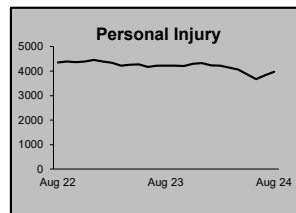
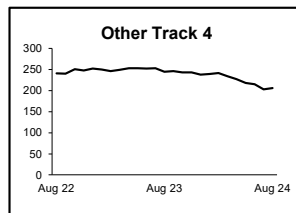
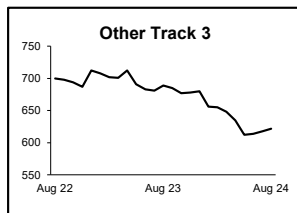
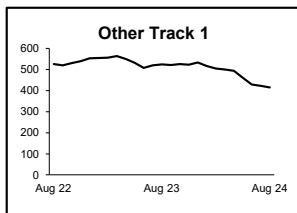
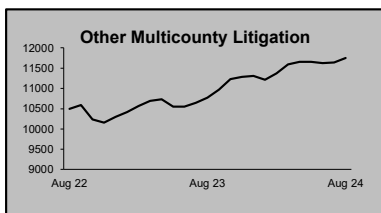
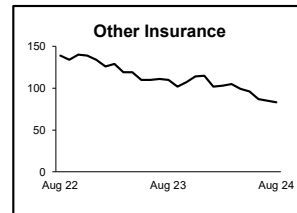
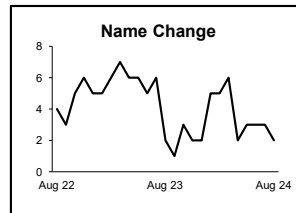
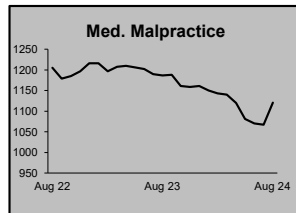
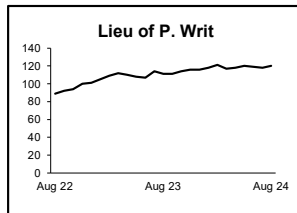
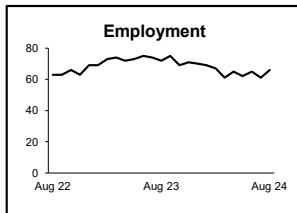
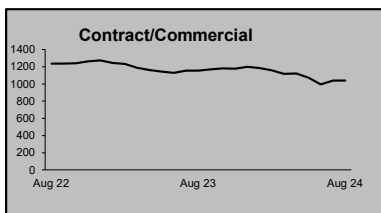
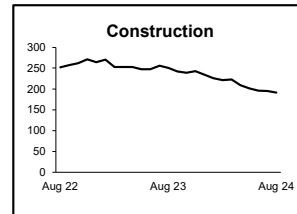
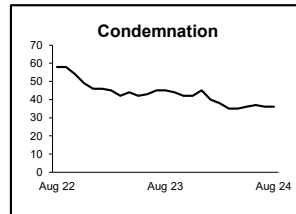
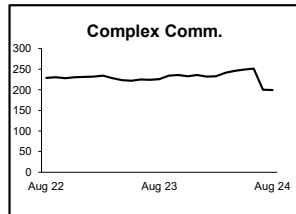
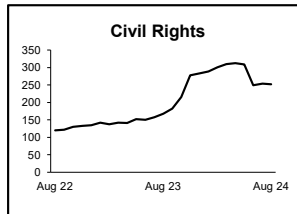
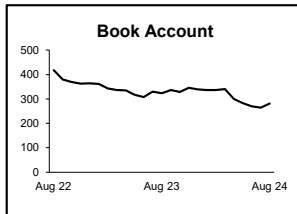
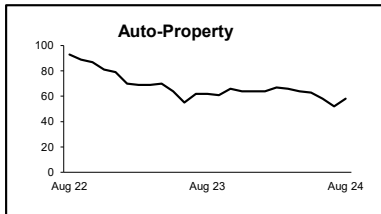
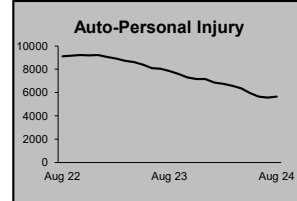
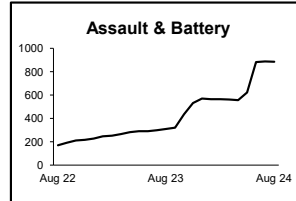
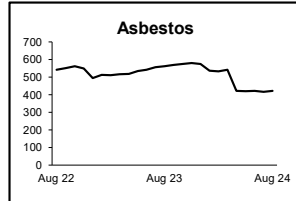
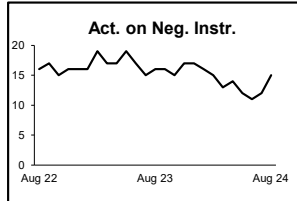
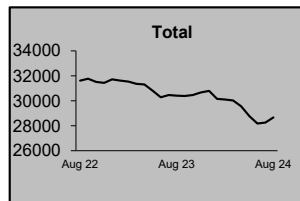
**CIVIL RESOLUTION SUMMARY BY CASETYPE
JULY 2024 - AUGUST 2024
STATE**

	Trial			Summary					Total	Percent resolved by					
	Jury	Nonjury	Total	Judgment	Settlement	Default Judgment	Dismiss	Other		Trial	Sum Jud	Settle	Default J	Dismiss	Other
Act on Neg Inst	0	0	0	4	0	10	6	1	21	0%	19%	0%	48%	29%	5%
Asbestos	0	0	0	0	37	0	7	0	44	0%	0%	84%	0%	16%	0%
Assault & Bat	0	0	0	0	11	3	27	1	42	0%	0%	26%	7%	64%	2%
Auto - Pers Inj	29	2	31	21	1,368	19	1,900	143	3,482	1%	1%	39%	1%	55%	4%
Auto - Property	0	0	0	2	37	59	88	3	189	0%	1%	20%	31%	47%	2%
Book Account	1	6	7	40	287	418	478	18	1,248	1%	3%	23%	33%	38%	1%
Civil Rights	0	0	0	2	5	0	43	7	57	0%	4%	9%	0%	75%	12%
Complex Commerc	0	0	0	1	14	2	26	6	49	0%	2%	29%	4%	53%	12%
Condemnation	1	0	1	0	5	0	3	13	22	5%	0%	23%	0%	14%	59%
Construction	1	1	2	2	30	7	33	5	79	3%	3%	38%	9%	42%	6%
Contract/Commer	7	15	22	40	362	263	728	73	1,488	1%	3%	24%	18%	49%	5%
Employment	0	1	1	1	13	2	20	12	49	2%	2%	27%	4%	41%	24%
Lieu of P. Writ	1	14	15	2	9	0	52	10	88	17%	2%	10%	0%	59%	11%
Medical Malprac	12	0	12	3	65	0	56	15	151	8%	2%	43%	0%	37%	10%
Name Change	0	0	0	0	0	0	34	541	575	0%	0%	0%	0%	6%	94%
Other Insurance	0	0	0	4	13	6	52	7	82	0%	5%	16%	7%	63%	9%
Other MCL	0	0	0	0	13	0	93	3	109	0%	0%	12%	0%	85%	3%
Other Track 1	1	2	3	21	160	33	323	136	676	0%	3%	24%	5%	48%	20%
Other Track 3	3	1	4	7	117	1	196	51	376	1%	2%	31%	0%	52%	14%
Other Track 4	0	0	0	1	14	5	16	0	36	0%	3%	39%	14%	44%	0%
Personal Injury	15	0	15	28	612	13	744	107	1,519	1%	2%	40%	1%	49%	7%
Prod Liability	1	0	1	0	12	2	18	7	40	3%	0%	30%	5%	45%	18%
Prof Malpractic	1	0	1	1	50	0	34	9	95	1%	1%	53%	0%	36%	9%
PIP Coverage	0	0	0	1	13	0	23	3	40	0%	3%	33%	0%	58%	8%
Real Property	1	2	3	4	13	1	22	5	48	6%	8%	27%	2%	46%	10%
Tort Other	1	1	2	3	93	29	140	24	291	1%	1%	32%	10%	48%	8%
Toxic Tort	0	0	0	0	1	0	3	1	5	0%	0%	20%	0%	60%	20%
UM/UIM Bod Inj	4	0	4	1	82	5	114	10	216	2%	0%	38%	2%	53%	5%
Total	79	45	124	189	3,436	878	5,279	1,211	11,117	1%	2%	31%	8%	47%	11%



**CIVIL BACKLOG BY CASETYPE
AUGUST 2024
STATE**

	Total	Backlog	% chg
Aug 22		31,599	
Aug 23		30,401	-4%
Aug 24		28,668	-6%



1) Casetypes with the state's largest backlogs are highlighted.