

**New Jersey Judiciary  
CIVIL STATISTICS  
July 2024**

## TABLE OF CONTENTS

Introduction, Abbreviations, and Glossary	i
Tables and Graphs By County	1
Tables and Graphs by Case Type	
Atlantic	3
Bergen	7
Burlington	11
Camden	15
Cape May	19
Cumberland	23
Essex	27
Gloucester	31
Hudson	35
Hunterdon	39
Mercer	43
Middlesex	47
Monmouth	51
Morris	55
Ocean	59
Passaic	63
Salem	67
Somerset	71
Sussex	75
Union	79
Warren	83
State	87

## INTRODUCTION

CIVIL STATISTICS provides court year-to-date civil-law statistics for New Jersey's twenty-one counties. Data is compiled from a monthly statistical extract of the Automated Case Management System.

The report provides 4-page summaries of filings, resolutions, clearance, backlog, and active pending by case type for counties and the state. Case type categories are based on the Case Information Statement (CIS). Some categories are consolidated as shown in the table on the next page.

## GLOSSARY

**Filings:** Filings include new, reopened, reactivated, and transferred cases

**Resolutions:** Include trials, summary judgments, settlements, default judgments dismissals, inactivations, transfers, and other summary matters

**Clearance:** Resolutions minus filings

**Backlog:** Cases over case processing goal as listed below. Cases are aged from date of complaint exclusive of inactive and closed time.

    Track 1 backlog = over 12 months

    Track 2 backlog = over 18 months

    Track 3 backlog = over 24 months

    Track 4 backlog = over 24 months

**Backlog Per 100 Monthly Filings:**  $(\text{backlog}) / (\text{average monthly filings in previous court year}) * 100$

**Active Pending:** Cases not resolved. Does not include inactive cases.

CIVIL STATISTICS is produced by the Administrative Office of the Courts' Quantitative Research Unit. Questions or comments can be directed to:

Quantitative Research Unit: PO Box 037, Trenton, NJ 08625  
(609) 815-2900 x52530

## CASE TYPE ABBREVIATIONS

### TRACK I

Action on Negotiable Instrument (Act on New Inst)  
Book Account  
Name Change  
Other Insurance Claim Including Declaratory Judgment Actions (other insurance)  
PIP Coverage  
Real Property  
Other Track 1: Forfeiture, Summary Action, UM or UIM Claim, Lemon Law, Open Public Records Act, Tenancy, Miscellaneous, No Show Jurors  
UM/UIM Coverage

### TRACK II

Auto Negligence - Personal Injury  
Auto Negligence - Property Damage  
Construction  
Contract/Commercial Transactions  
Employment other than CEPA or LAD  
Personal Injury  
Tort - Other  
UM/UIM Bodily Injury

### TRACK III

Assault and Battery  
Civil Rights  
Condemnation  
Medical Malpractice  
Product Liability  
Professional Malpractice  
Toxic Tort  
Other Track 3: Defamation, Inverse Condemnation, Whistle Blower/Conscientious, Employee Protection Act, Law Against Discrimination

### TRACK IV

Action in Lieu of Prerogative Writ (Lieu of P. Writ)  
Asbestos  
Complex Commercial

Other Multicounty Litigation (formerly "mass tort") and/or Centrally Managed Cases:

Abilify, Allergen Biocell Textured Breast Implants, Asbestos, DePuy ASR Hip Implant, Elmiron  
Pelvic Mesh - Bard, Pelvic Mesh - Gynecare, Physiomesh, Pinnacle Metal -on- Metal (MoM) Hip Implants,  
Proceed Surgical Mesh/Proceed Ventral Patch, Prolene Hernia System Mesh, Proton-Pump Inhibitors, Singulair,  
Strattice Hernia Mesh, Stryker Hip/ABG II, Stryker LFIT CoCr V40 Femoral Heads, Stryker Trident Hip Implants,  
Talc-Powder, Tasigna, Taxotere/Docetaxel, Zostavax.

Other Track 4: Complex Construction, Cullen Lit., Environmental Coverage Litigation, False Claims, Insurance Fraud, Mt. Laurel

**CIVIL CASELOAD SUMMARY BY COUNTY**  
**JULY 2024**  
**STATE**

	Filings			Resolutions			Clearance		Backlog			Backlog Percent		Backlog Per 100 Monthly Filings		Active Pending		
	Jul 2023	Jul 2024	percent change	Jul 2023	Jul 2024	percent change	Jul 2024		Jul 2023	Jul 2024	percent change	Jul 2023	Jul 2024	Jul 2023	Jul 2024	Jul 2023	Jul 2024	percent change
	to Jul 2023	to Jul 2024		number	percent													
Atlantic	367	<b>246</b>	-33%	179	<b>241</b>	35%	<b>-5</b>	<b>98%</b>	4,412	<b>5,504</b>	25%	53%	<b>61%</b>	1,716	<b>1,933</b>	8,381	<b>9,033</b>	8%
Bergen	624	<b>716</b>	15%	627	<b>650</b>	4%	<b>-66</b>	<b>91%</b>	4,938	<b>4,383</b>	-11%	44%	<b>40%</b>	807	<b>667</b>	11,320	<b>10,850</b>	-4%
Burlington	216	<b>230</b>	6%	227	<b>208</b>	-8%	<b>-22</b>	<b>90%</b>	338	<b>277</b>	-18%	15%	<b>12%</b>	151	<b>124</b>	2,264	<b>2,345</b>	4%
Camden	323	<b>369</b>	14%	348	<b>299</b>	-14%	<b>-70</b>	<b>81%</b>	558	<b>439</b>	-21%	16%	<b>13%</b>	172	<b>133</b>	3,521	<b>3,511</b>	0%
Cape May	42	<b>45</b>	7%	40	<b>45</b>	13%	<b>0</b>	<b>100%</b>	94	<b>99</b>	5%	18%	<b>19%</b>	207	<b>232</b>	536	<b>530</b>	-1%
Cumberland	67	<b>61</b>	-9%	68	<b>60</b>	-12%	<b>-1</b>	<b>98%</b>	164	<b>144</b>	-12%	22%	<b>18%</b>	248	<b>213</b>	740	<b>779</b>	5%
Essex	689	<b>821</b>	19%	672	<b>826</b>	23%	<b>5</b>	<b>101%</b>	5,126	<b>4,332</b>	-15%	39%	<b>34%</b>	685	<b>549</b>	13,152	<b>12,558</b>	-5%
Gloucester	123	<b>145</b>	18%	109	<b>137</b>	26%	<b>-8</b>	<b>94%</b>	294	<b>242</b>	-18%	20%	<b>16%</b>	229	<b>178</b>	1,436	<b>1,479</b>	3%
Hudson	384	<b>459</b>	20%	375	<b>415</b>	11%	<b>-44</b>	<b>90%</b>	1,485	<b>1,078</b>	-27%	28%	<b>20%</b>	370	<b>257</b>	5,362	<b>5,271</b>	-2%
Hunterdon	44	<b>56</b>	27%	30	<b>46</b>	53%	<b>-10</b>	<b>82%</b>	164	<b>167</b>	2%	31%	<b>28%</b>	401	<b>366</b>	531	<b>592</b>	11%
Mercer	240	<b>218</b>	-9%	266	<b>217</b>	-18%	<b>-1</b>	<b>100%</b>	815	<b>818</b>	0%	28%	<b>28%</b>	385	<b>378</b>	2,880	<b>2,875</b>	0%
Middlesex	596	<b>626</b>	5%	501	<b>616</b>	23%	<b>-10</b>	<b>98%</b>	6,418	<b>6,085</b>	-5%	49%	<b>47%</b>	1,016	<b>921</b>	13,016	<b>12,961</b>	0%
Monmouth	344	<b>400</b>	16%	312	<b>315</b>	1%	<b>-85</b>	<b>79%</b>	1,172	<b>812</b>	-31%	25%	<b>18%</b>	341	<b>216</b>	4,704	<b>4,488</b>	-5%
Morris	199	<b>232</b>	17%	148	<b>205</b>	39%	<b>-27</b>	<b>88%</b>	741	<b>543</b>	-27%	28%	<b>21%</b>	374	<b>252</b>	2,674	<b>2,548</b>	-5%
Ocean	233	<b>310</b>	33%	242	<b>244</b>	1%	<b>-66</b>	<b>79%</b>	843	<b>732</b>	-13%	25%	<b>21%</b>	322	<b>263</b>	3,400	<b>3,429</b>	1%
Passaic	307	<b>354</b>	15%	313	<b>342</b>	9%	<b>-12</b>	<b>97%</b>	932	<b>916</b>	-2%	23%	<b>21%</b>	303	<b>273</b>	4,072	<b>4,296</b>	6%
Salem	5	<b>23</b>	360%	27	<b>22</b>	-19%	<b>-1</b>	<b>96%</b>	46	<b>30</b>	-35%	25%	<b>14%</b>	229	<b>129</b>	183	<b>221</b>	21%
Somerset	130	<b>172</b>	32%	95	<b>147</b>	55%	<b>-25</b>	<b>85%</b>	491	<b>496</b>	1%	29%	<b>27%</b>	363	<b>334</b>	1,697	<b>1,840</b>	8%
Sussex	45	<b>62</b>	38%	44	<b>55</b>	25%	<b>-7</b>	<b>89%</b>	155	<b>112</b>	-28%	28%	<b>21%</b>	345	<b>217</b>	557	<b>542</b>	-3%
Union	361	<b>422</b>	17%	305	<b>364</b>	19%	<b>-58</b>	<b>86%</b>	1,156	<b>928</b>	-20%	24%	<b>18%</b>	305	<b>230</b>	4,914	<b>5,034</b>	2%
Warren	17	<b>37</b>	118%	29	<b>35</b>	21%	<b>-2</b>	<b>95%</b>	124	<b>120</b>	-3%	32%	<b>29%</b>	389	<b>336</b>	384	<b>411</b>	7%
<b>Total</b>	<b>5,356</b>	<b>6,004</b>	<b>12%</b>	<b>4,957</b>	<b>5,489</b>	<b>11%</b>	<b>-515</b>	<b>91%</b>	<b>30,466</b>	<b>28,257</b>	<b>-7%</b>	<b>36%</b>	<b>33%</b>	<b>563</b>	<b>492</b>	<b>85,724</b>	<b>85,593</b>	<b>0%</b>

**CIVIL BACKLOG SUMMARY BY CASETYPE**

**July 2024**

**STATE**

	<b>Cases in Backlog</b>															
	Track 1					Track 2				Track 3			Track 4			Total Backlog
	12 to 18 months	18 to 24 months	24 to 36 months	over 36 months	Total Track 1	18 to 24 months	24 to 36 months	over 36 months	Total Track 2	24 to 36 months	over 36 months	Total Track 3	24 to 36 months	over 36 months	Total Track 4	
Atlantic	13	5	5	10	33	169	127	51	347	36	35	71	1,243	3,810	5,053	5,504
Bergen	45	14	7	1	67	638	481	174	1,293	161	152	313	384	2,326	2,710	4,383
Burlington	1	0	0	0	1	124	51	17	192	41	30	71	7	6	13	277
Camden	11	6	6	0	23	177	89	25	291	63	48	111	2	12	14	439
Cape May	1	2	1	4	8	29	21	3	53	26	8	34	0	4	4	99
Cumberland	5	4	1	1	11	41	40	14	95	17	15	32	2	4	6	144
Essex	86	52	26	31	195	1,076	1,144	908	3,128	446	462	908	26	75	101	4,332
Gloucester	15	3	1	3	22	93	43	22	158	30	21	51	1	10	11	242
Hudson	41	13	12	17	83	398	268	110	776	72	67	139	25	55	80	1,078
Hunterdon	1	3	6	2	12	14	44	30	88	31	26	57	4	6	10	167
Mercer	3	0	2	2	7	163	155	90	408	188	196	384	6	13	19	818
Middlesex	41	7	4	0	52	696	511	193	1,400	124	109	233	154	4,246	4,400	6,085
Monmouth	31	6	14	8	59	267	175	86	528	113	70	183	19	23	42	812
Morris	9	1	0	0	10	175	116	14	305	87	108	195	14	19	33	543
Ocean	29	14	12	4	59	242	222	71	535	69	60	129	5	4	9	732
Passaic	21	14	12	7	54	312	194	109	615	130	95	225	7	15	22	916
Salem	2	0	1	1	4	10	5	3	18	4	1	5	1	2	3	30
Somerset	4	4	2	2	12	141	125	106	372	35	53	88	9	15	24	496
Sussex	1	0	0	0	1	44	27	6	77	12	20	32	0	2	2	112
Union	39	24	15	7	85	341	228	106	675	58	83	141	5	22	27	928
Warren	8	0	4	0	12	26	26	22	74	11	19	30	0	4	4	120
<b>Total</b>	<b>407</b>	<b>172</b>	<b>131</b>	<b>100</b>	<b>810</b>	<b>5,176</b>	<b>4,092</b>	<b>2,160</b>	<b>11,428</b>	<b>1,754</b>	<b>1,678</b>	<b>3,432</b>	<b>1,914</b>	<b>10,673</b>	<b>12,587</b>	<b>28,257</b>

**CIVIL CASELOAD SUMMARY BY CASETYPE**  
**JULY 2024**  
**ATLANTIC**

	Filings			Resolutions			Clearance		Backlog			Backlog Percent		Backlog Per 100 Monthly Filings		Active Pending		
	Jul 2023	Jul 2024	percent change	Jul 2023	Jul 2024	percent change	Jul 2024		Jul 2023	Jul 2024	percent change	Jul 2023	Jul 2024	Jul 2023	Jul 2024	Jul 2023	Jul 2024	percent change
	to Jul 2023	to Jul 2024		number	percent													
Act on Neg Inst	0	1		1	1	0%	0	100%	0	0	0%	0%	0%	0	0	1	1	0%
Asbestos	0	0	0%	0	0	0%	0	100%	0	0	0%	0%	0%	0	0	0	0	0%
Assault & Bat	2	1	-50%	0	1		0	100%	2	6	200%	13%	46%	400	1,440	16	13	-19%
Auto - Pers Inj	57	55	-4%	57	56	-2%	1	102%	189	159	-16%	24%	22%	341	319	801	713	-11%
Auto - Property	1	0	-100%	1	6	500%	6	100%	1	1	0%	5%	4%	44	29	20	24	20%
Book Account	17	40	135%	17	44	159%	4	110%	12	6	-50%	8%	3%	48	20	154	178	16%
Civil Rights	1	3	200%	2	0	-100%	-3	0%	8	5	-38%	35%	24%	533	353	23	21	-9%
Complex Comm	1	0	-100%	1	0	-100%	0	100%	4	2	-50%	44%	50%	533	1,200	9	4	-56%
Condemnation	0	0	0%	0	0	0%	0	100%	0	0	0%	0%	0%	0	0	0	0	0%
Construction	1	1	0%	0	0	0%	-1	0%	9	10	11%	35%	34%	540	480	26	29	12%
Contract/Comm	27	26	-4%	17	17	0%	-9	65%	25	17	-32%	12%	9%	101	80	213	199	-7%
Employment	0	1		1	2	100%	1	200%	2	2	0%	14%	17%	160	185	14	12	-14%
Lieu of P. Writ	3	2	-33%	0	2		0	100%	2	0	-100%	13%	0%	171	0	16	14	-13%
Medical Malprac	5	2	-60%	7	4	-43%	2	200%	42	30	-29%	51%	38%	1,867	1,125	83	79	-5%
Name Change	5	3	-40%	5	18	260%	15	600%	0	0	0%	0%	0%	0	0	11	17	55%
Other Insurance	1	0	-100%	6	2	-67%	2	100%	4	2	-50%	50%	25%	480	171	8	8	0%
Other MCL	181	48	-73%	6	18	200%	-30	38%	3,844	5,045	31%	65%	75%	6,705	5,760	5,921	6,696	13%
Other Track 1	17	10	-41%	14	17	21%	7	170%	28	23	-18%	25%	26%	205	186	113	87	-23%
Other Track 3	5	8	60%	8	2	-75%	-6	25%	36	23	-36%	25%	15%	432	285	145	149	3%
Other Track 4	0	0	0%	0	0	0%	0	100%	7	6	-14%	64%	55%	1,680	1,029	11	11	0%
Personal Injury	35	35	0%	24	38	58%	3	109%	145	133	-8%	24%	22%	366	344	597	596	0%
Prod Liability	1	0	-100%	2	1	-50%	1	100%	5	1	-80%	31%	4%	316	39	16	28	75%
Prof Malpractic	0	0	0%	0	1		1	100%	9	6	-33%	36%	22%	1,080	480	25	27	8%
PIP Coverage	0	0	0%	0	1		1	100%	2	1	-50%	40%	25%	267	240	5	4	-20%
Real Property	1	2	100%	0	1		-1	50%	3	1	-67%	30%	13%	360	109	10	8	-20%
Tort Other	2	6	200%	4	4	0%	-2	67%	16	13	-19%	22%	22%	300	284	72	59	-18%
Toxic Tort	0	0	0%	0	0	0%	0	100%	1	0	-100%	50%	0%	0	0	2	1	-50%
UM/UIM Bod Inj	4	2	-50%	6	5	-17%	3	250%	16	12	-25%	23%	22%	337	272	69	55	-20%
<b>Total</b>	<b>367</b>	<b>246</b>	<b>-33%</b>	<b>179</b>	<b>241</b>	<b>35%</b>	<b>-5</b>	<b>98%</b>	<b>4,412</b>	<b>5,504</b>	<b>25%</b>	<b>53%</b>	<b>61%</b>	<b>1,716</b>	<b>1,933</b>	<b>8,381</b>	<b>9,033</b>	<b>8%</b>

**CIVIL BACKLOG SUMMARY BY CASETYPE**

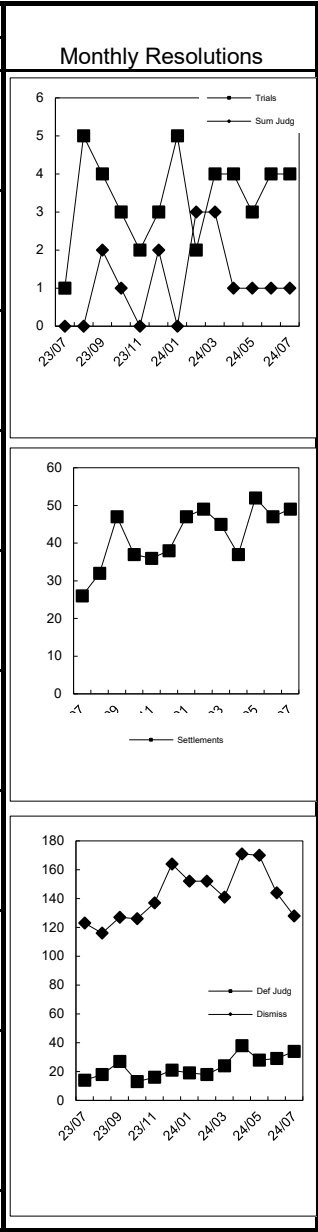
**July 2024**

**ATLANTIC**

	<b>Cases in Backlog</b>															
	Track 1					Track 2				Track 3			Track 4			Total Backlog
	12 to 18 months	18 to 24 months	24 to 36 months	over 36 months	Total Track 1	18 to 24 months	24 to 36 months	over 36 months	Total Track 2	24 to 36 months	over 36 months	Total Track 3	24 to 36 months	over 36 months	Total Track 4	
Act on Neg Inst	0	0	0	0	0	0	0	0	0	0	0	0	0	0	0	0
Asbestos	0	0	0	0	0	0	0	0	0	0	0	0	0	0	0	0
Assault & Bat	0	0	0	0	0	0	0	0	0	6	0	6	0	0	0	6
Auto - Pers Inj	0	0	0	0	0	80	60	19	159	0	0	0	0	0	0	159
Auto - Property	0	0	0	0	0	1	0	0	1	0	0	0	0	0	0	1
Book Account	2	2	0	2	6	0	0	0	0	0	0	0	0	0	0	6
Civil Rights	0	0	0	0	0	0	0	0	0	3	2	5	0	0	0	5
Complex Commerc	0	0	0	0	0	0	0	0	0	0	0	0	1	1	2	2
Condemnation	0	0	0	0	0	0	0	0	0	0	0	0	0	0	0	0
Construction	0	0	0	0	0	3	3	4	10	0	0	0	0	0	0	10
Contract/Commer	0	0	0	0	0	10	4	3	17	0	0	0	0	0	0	17
Employment	0	0	0	0	0	1	1	0	2	0	0	0	0	0	0	2
Lieu of P. Writ	0	0	0	0	0	0	0	0	0	0	0	0	0	0	0	0
Medical Malprac	0	0	0	0	0	0	0	0	0	10	20	30	0	0	0	30
Name Change	0	0	0	0	0	0	0	0	0	0	0	0	0	0	0	0
Other Insurance	0	0	1	1	2	0	0	0	0	0	0	0	0	0	0	2
Other MCL	0	0	0	0	0	0	0	0	0	0	0	0	1,242	3,803	5,045	5,045
Other Track 1	10	3	3	7	23	0	0	0	0	0	0	0	0	0	0	23
Other Track 3	0	0	0	0	0	0	0	0	0	14	9	23	0	0	0	23
Other Track 4	0	0	0	0	0	0	0	0	0	0	0	0	0	6	6	6
Personal Injury	0	0	0	0	0	66	48	19	133	0	0	0	0	0	0	133
Prod Liability	0	0	0	0	0	0	0	0	0	0	1	1	0	0	0	1
Prof Malpractic	0	0	0	0	0	0	0	0	0	3	3	6	0	0	0	6
PIP Coverage	0	0	1	0	1	0	0	0	0	0	0	0	0	0	0	1
Real Property	1	0	0	0	1	0	0	0	0	0	0	0	0	0	0	1
Tort Other	0	0	0	0	0	4	5	4	13	0	0	0	0	0	0	13
Toxic Tort	0	0	0	0	0	0	0	0	0	0	0	0	0	0	0	0
UM/UIM Bod Inj	0	0	0	0	0	4	6	2	12	0	0	0	0	0	0	12
<b>Total</b>	<b>13</b>	<b>5</b>	<b>5</b>	<b>10</b>	<b>33</b>	<b>169</b>	<b>127</b>	<b>51</b>	<b>347</b>	<b>36</b>	<b>35</b>	<b>71</b>	<b>1,243</b>	<b>3,810</b>	<b>5,053</b>	<b>5,504</b>

**CIVIL RESOLUTION SUMMARY BY CASETYPE**  
**JULY 2024**  
**ATLANTIC**

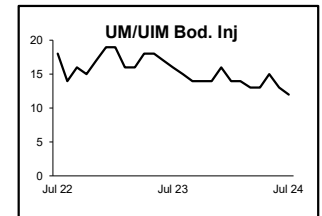
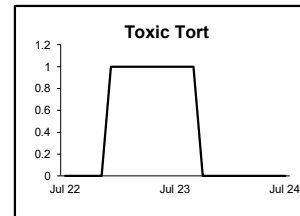
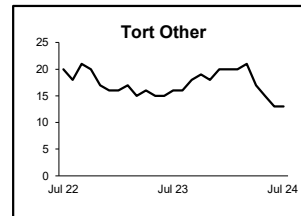
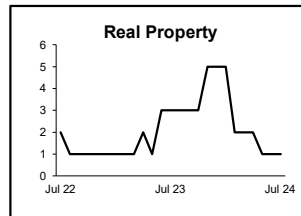
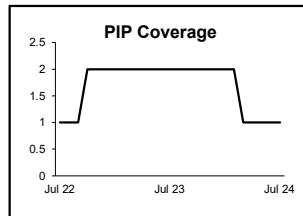
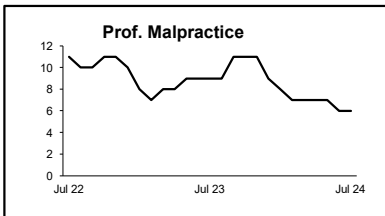
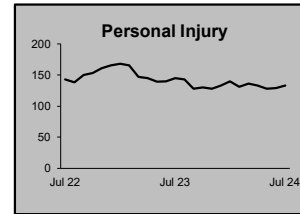
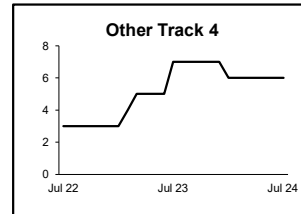
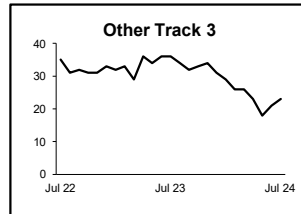
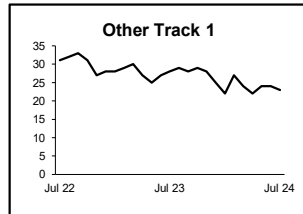
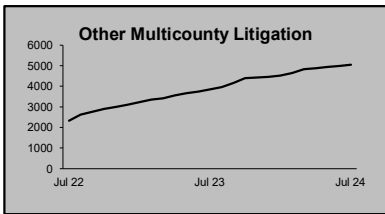
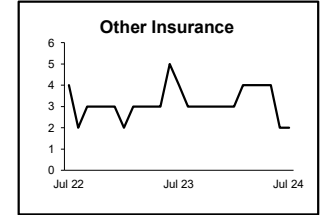
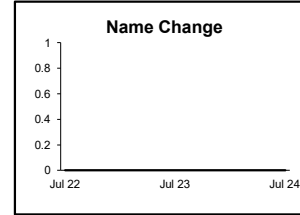
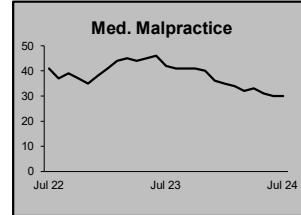
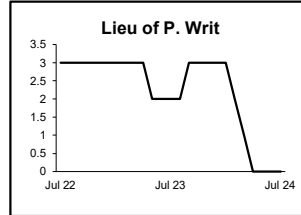
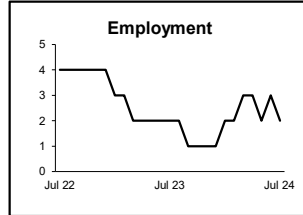
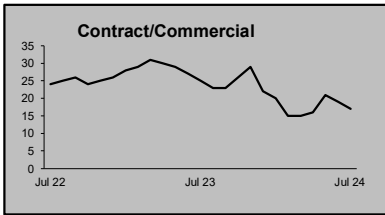
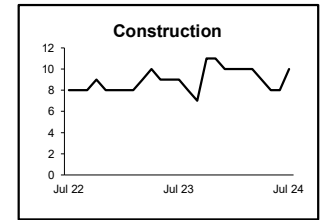
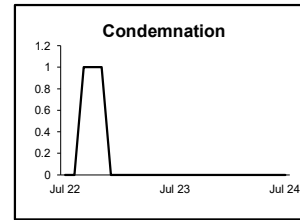
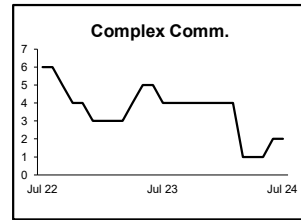
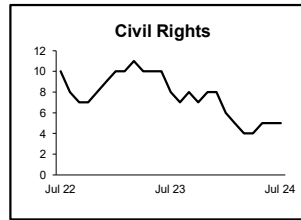
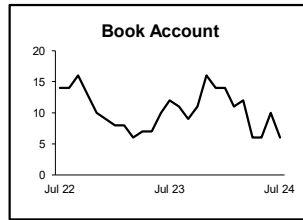
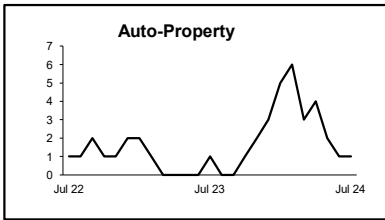
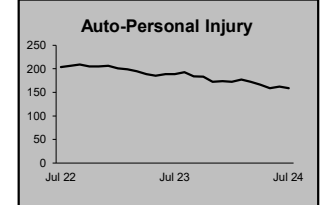
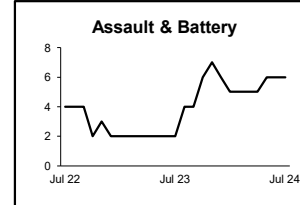
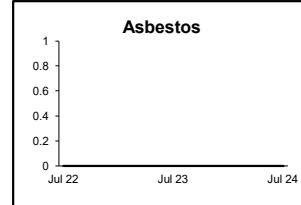
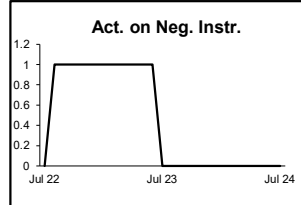
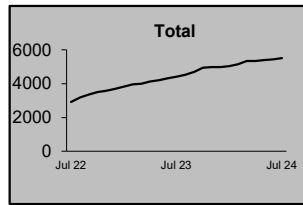
	Trial			Summary					Total	Percent resolved by					
	Jury	Nonjury	Total	Judgment	Settlement	Default Judgment	Dismiss	Other		Trial	Sum Jud	Settle	Default J	Dismiss	Other
Act on Neg Inst	0	0	0	0	0	1	0	0	1	0%	0%	0%	100%	0%	0%
Asbestos	0	0	0	0	0	0	0	0	0	0%	0%	0%	0%	0%	0%
Assault & Bat	0	0	0	0	0	0	1	0	1	0%	0%	0%	0%	100%	0%
Auto - Pers Inj	0	0	0	0	18	0	37	1	56	0%	0%	32%	0%	66%	2%
Auto - Property	0	0	0	0	0	2	4	0	6	0%	0%	0%	33%	67%	0%
Book Account	0	0	0	0	10	26	8	0	44	0%	0%	23%	59%	18%	0%
Civil Rights	0	0	0	0	0	0	0	0	0	0%	0%	0%	0%	0%	0%
Complex Commerc	0	0	0	0	0	0	0	0	0	0%	0%	0%	0%	0%	0%
Condemnation	0	0	0	0	0	0	0	0	0	0%	0%	0%	0%	0%	0%
Construction	0	0	0	0	0	0	0	0	0	0%	0%	0%	0%	0%	0%
Contract/Commer	0	0	0	0	4	4	9	0	17	0%	0%	24%	24%	53%	0%
Employment	0	0	0	0	0	0	2	0	2	0%	0%	0%	0%	100%	0%
Lieu of P. Writ	0	0	0	0	0	0	1	1	2	0%	0%	0%	0%	50%	50%
Medical Malprac	2	0	2	0	1	0	1	0	4	50%	0%	25%	0%	25%	0%
Name Change	0	0	0	0	0	0	0	18	18	0%	0%	0%	0%	0%	100%
Other Insurance	0	0	0	0	0	0	2	0	2	0%	0%	0%	0%	100%	0%
Other MCL	0	0	0	0	0	0	18	0	18	0%	0%	0%	0%	100%	0%
Other Track 1	1	0	1	0	5	1	7	3	17	6%	0%	29%	6%	41%	18%
Other Track 3	0	0	0	0	0	0	2	0	2	0%	0%	0%	0%	100%	0%
Other Track 4	0	0	0	0	0	0	0	0	0	0%	0%	0%	0%	0%	0%
Personal Injury	1	0	1	0	9	0	27	1	38	3%	0%	24%	0%	71%	3%
Prod Liability	0	0	0	0	0	0	1	0	1	0%	0%	0%	0%	100%	0%
Prof Malpractic	0	0	0	0	1	0	0	0	1	0%	0%	100%	0%	0%	0%
PIP Coverage	0	0	0	0	0	0	1	0	1	0%	0%	0%	0%	100%	0%
Real Property	0	0	0	0	0	0	1	0	1	0%	0%	0%	0%	100%	0%
Tort Other	0	0	0	0	1	0	2	1	4	0%	0%	25%	0%	50%	25%
Toxic Tort	0	0	0	0	0	0	0	0	0	0%	0%	0%	0%	0%	0%
UM/UIM Bod Inj	0	0	0	1	0	0	4	0	5	0%	20%	0%	0%	80%	0%
<b>Total</b>	<b>4</b>	<b>0</b>	<b>4</b>	<b>1</b>	<b>49</b>	<b>34</b>	<b>128</b>	<b>25</b>	<b>241</b>	<b>2%</b>	<b>0%</b>	<b>20%</b>	<b>14%</b>	<b>53%</b>	<b>10%</b>





**CIVIL BACKLOG BY CASETYPE  
JULY 2024  
ATLANTIC**

	<b>Total</b>	<b>Backlog</b>	<b>% chg</b>
Jul 22		2,918	
Jul 23		4,412	51%
Jul 24		5,504	25%



1) Casetypes with the state's largest backlogs are highlighted.

2) Some Multicounty Litigation (MCL) cases were transferred in November 2014: Atlantic to Bergen = 8,935; Atlantic to Middlesex = 4,070.

**CIVIL CASELOAD SUMMARY BY CASETYPE  
JULY 2024  
BERGEN**

	Filings			Resolutions			Clearance		Backlog			Backlog Percent		Backlog Per 100 Monthly Filings		Active Pending		
	Jul 2023	Jul 2024	percent change	Jul 2023	Jul 2024	percent change	Jul 2024		Jul 2023	Jul 2024	percent change	Jul 2023	Jul 2024	Jul 2023	Jul 2024	Jul 2023	Jul 2024	percent change
	to Jul 2023	to Jul 2024		number	percent													
	Jul 2023	Jul 2024		Jul 2023	Jul 2024													
Act on Neg Inst	0	1		1	3	200%	2	300%	1	2	100%	11%	15%	100	120	9	13	44%
Asbestos	0	0	0%	0	0	0%	0	100%	0	0	0%	0%	0%	0	0	0	0	0%
Assault & Bat	3	1	-67%	0	1		0	100%	23	28	22%	44%	68%	1,533	3,733	52	41	-21%
Auto - Pers Inj	185	244	32%	202	217	7%	-27	89%	921	618	-33%	29%	20%	480	293	3,189	3,027	-5%
Auto - Property	8	7	-13%	4	15	275%	8	214%	7	6	-14%	8%	8%	84	73	86	77	-10%
Book Account	79	81	3%	61	88	44%	7	109%	47	29	-38%	10%	5%	63	33	448	542	21%
Civil Rights	4	10	150%	4	1	-75%	-9	10%	6	20	233%	15%	42%	257	960	40	48	20%
Complex Commerc	1	3	200%	6	2	-67%	-1	67%	28	25	-11%	40%	39%	659	612	70	64	-9%
Condemnation	0	0	0%	2	0	-100%	0	100%	1	1	0%	20%	14%	171	1,200	5	7	40%
Construction	6	9	50%	3	6	100%	-3	67%	33	33	0%	38%	35%	629	609	86	94	9%
Contract/Commer	75	101	35%	90	77	-14%	-24	76%	155	130	-16%	18%	14%	168	137	852	913	7%
Employment	1	7	600%	3	2	-33%	-5	29%	8	8	0%	29%	28%	320	300	28	29	4%
Lieu of P. Writ	4	6	50%	7	1	-86%	-5	17%	10	11	10%	21%	22%	316	240	47	50	6%
Medical Malprac	7	8	14%	12	10	-17%	2	125%	148	144	-3%	48%	51%	1,741	1,678	306	284	-7%
Name Change	19	26	37%	19	28	47%	2	108%	0	0	0%	0%	0%	0	0	49	58	18%
Other Insurance	6	3	-50%	3	6	100%	3	200%	8	12	50%	19%	27%	168	248	42	44	5%
Other MCL	75	8	-89%	58	37	-36%	29	463%	2,863	2,657	-7%	83%	93%	17,709	33,919	3,434	2,867	-17%
Other Track 1	28	30	7%	27	29	7%	-1	97%	17	15	-12%	11%	8%	61	43	151	184	22%
Other Track 3	15	19	27%	15	9	-40%	-10	47%	36	66	83%	13%	19%	204	312	270	348	29%
Other Track 4	1	2	100%	0	1		-1	50%	33	16	-52%	60%	37%	1,523	914	55	43	-22%
Personal Injury	82	95	16%	69	79	14%	-16	83%	447	436	-2%	28%	29%	521	527	1,570	1,520	-3%
Prod Liability	0	9		3	3	0%	-6	33%	11	6	-45%	37%	7%	600	89	30	84	180%
Prof Malpractic	1	3	200%	7	6	-14%	3	200%	50	45	-10%	46%	41%	1,935	982	108	110	2%
PIP Coverage	1	2	100%	2	0	-100%	-2	0%	4	4	0%	24%	27%	200	229	17	15	-12%
Real Property	3	1	-67%	4	4	0%	3	400%	3	8	167%	10%	27%	92	229	31	30	-3%
Tort Other	12	24	100%	13	12	-8%	-12	50%	50	45	-10%	24%	21%	302	271	208	217	4%
Toxic Tort	1	0	-100%	1	0	-100%	0	100%	2	2	0%	33%	50%	600	2,400	6	4	-33%
UM/UIM Bod Inj	7	16	129%	11	13	18%	-3	81%	26	16	-38%	20%	12%	289	145	131	137	5%
<b>Total</b>	<b>624</b>	<b>716</b>	<b>15%</b>	<b>627</b>	<b>650</b>	<b>4%</b>	<b>-66</b>	<b>91%</b>	<b>4,938</b>	<b>4,383</b>	<b>-11%</b>	<b>44%</b>	<b>40%</b>	<b>807</b>	<b>667</b>	<b>11,320</b>	<b>10,850</b>	<b>-4%</b>

**CIVIL BACKLOG SUMMARY BY CASETYPE**

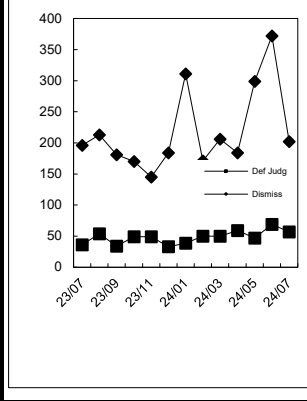
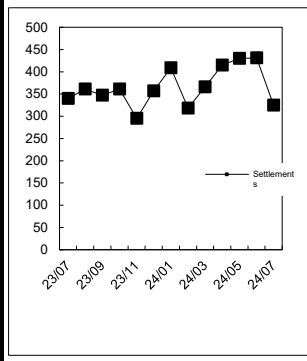
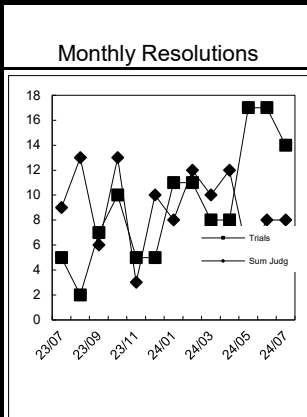
**July 2024**

**BERGEN**

	<b>Cases in Backlog</b>															<b>Total Backlog</b>
	Track 1					Track 2				Track 3			Track 4			
	12 to 18 months	18 to 24 months	24 to 36 months	over 36 months	Total Track 1	18 to 24 months	24 to 36 months	over 36 months	Total Track 2	24 to 36 months	over 36 months	Total Track 3	24 to 36 months	over 36 months	Total Track 4	
Act on Neg Inst	2	0	0	0	2	0	0	0	0	0	0	0	0	0	0	2
Asbestos	0	0	0	0	0	0	0	0	0	0	0	0	0	0	0	0
Assault & Bat	0	0	0	0	0	0	0	0	0	12	16	28	0	0	0	28
Auto - Pers Inj	0	0	0	0	0	320	221	77	618	0	0	0	0	0	0	618
Auto - Property	0	0	0	0	0	5	1	0	6	0	0	0	0	0	0	6
Book Account	21	5	3	0	29	0	0	0	0	0	0	0	0	0	0	29
Civil Rights	0	0	0	0	0	0	0	0	0	15	5	20	0	0	0	20
Complex Comm	0	0	0	0	0	0	0	0	0	0	0	0	10	15	25	25
Condemnation	0	0	0	0	0	0	0	0	0	0	1	1	0	0	0	1
Construction	0	0	0	0	0	10	10	13	33	0	0	0	0	0	0	33
Contract/Comm	0	0	0	0	0	56	49	25	130	0	0	0	0	0	0	130
Employment	0	0	0	0	0	2	5	1	8	0	0	0	0	0	0	8
Lieu of P. Writ	0	0	0	0	0	0	0	0	0	0	0	0	5	6	11	11
Medical Malprac	0	0	0	0	0	0	0	0	0	60	84	144	0	0	0	144
Name Change	0	0	0	0	0	0	0	0	0	0	0	0	0	0	0	0
Other Insurance	8	3	1	0	12	0	0	0	0	0	0	0	0	0	0	12
Other MCL	0	0	0	0	0	0	0	0	0	0	0	0	360	2,297	2,657	2,657
Other Track 1	8	2	2	0	12	1	0	0	1	1	0	1	1	0	1	15
Other Track 3	0	0	0	0	0	0	0	0	0	49	17	66	0	0	0	66
Other Track 4	0	0	0	0	0	0	0	0	0	0	0	0	8	8	16	16
Personal Injury	0	0	0	0	0	212	178	46	436	0	0	0	0	0	0	436
Prod Liability	0	0	0	0	0	0	0	0	0	3	3	6	0	0	0	6
Prof Malpractic	0	0	0	0	0	0	0	0	0	20	25	45	0	0	0	45
PIP Coverage	2	1	0	1	4	0	0	0	0	0	0	0	0	0	0	4
Real Property	4	3	1	0	8	0	0	0	0	0	0	0	0	0	0	8
Tort Other	0	0	0	0	0	20	14	11	45	0	0	0	0	0	0	45
Toxic Tort	0	0	0	0	0	0	0	0	0	1	1	2	0	0	0	2
UM/UIM Bod Inj	0	0	0	0	0	12	3	1	16	0	0	0	0	0	0	16
<b>Total</b>	<b>45</b>	<b>14</b>	<b>7</b>	<b>1</b>	<b>67</b>	<b>638</b>	<b>481</b>	<b>174</b>	<b>1,293</b>	<b>161</b>	<b>152</b>	<b>313</b>	<b>384</b>	<b>2,326</b>	<b>2,710</b>	<b>4,383</b>

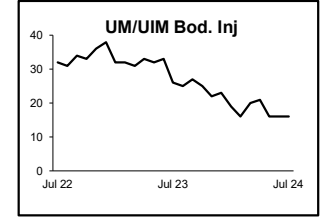
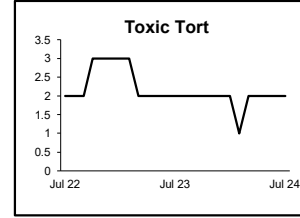
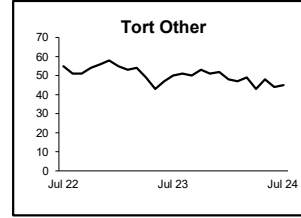
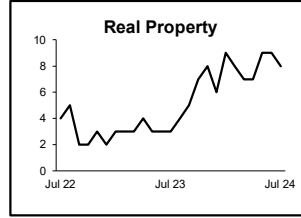
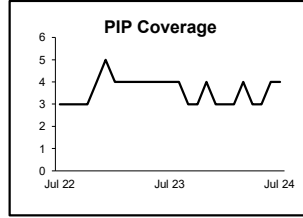
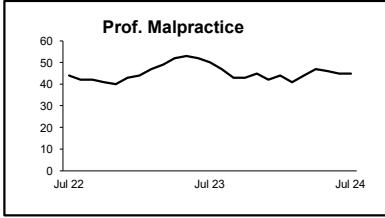
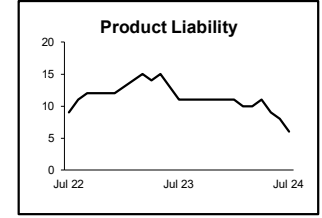
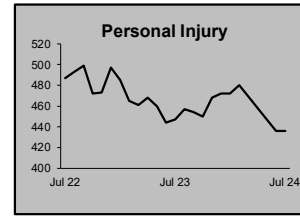
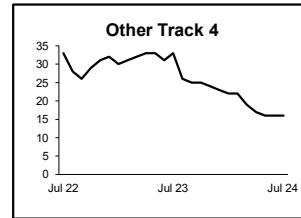
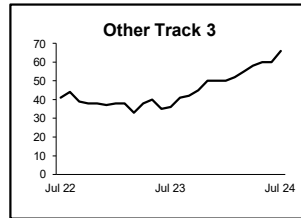
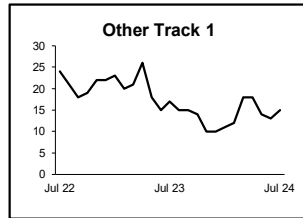
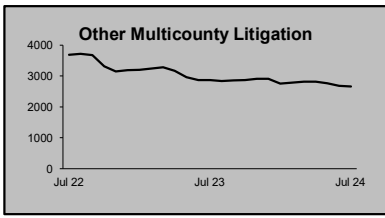
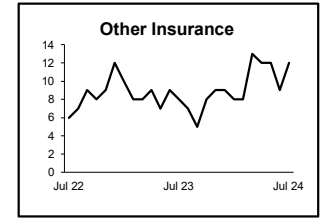
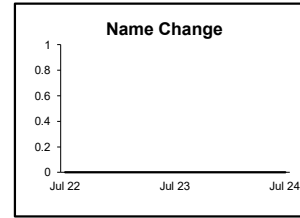
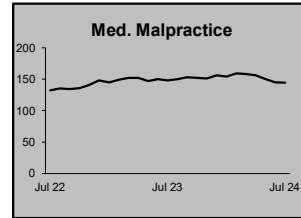
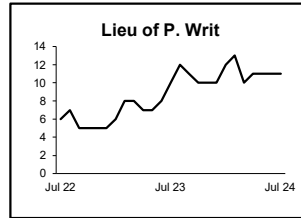
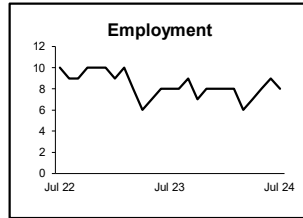
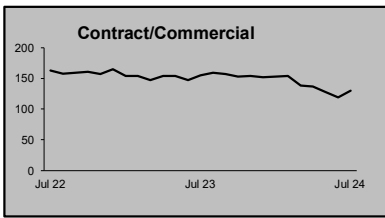
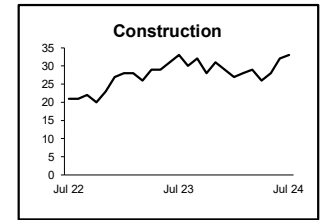
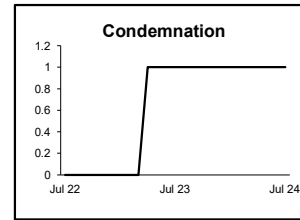
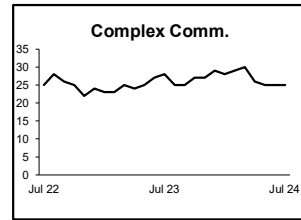
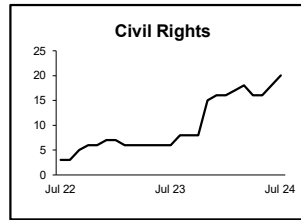
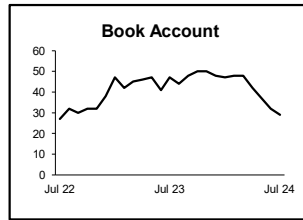
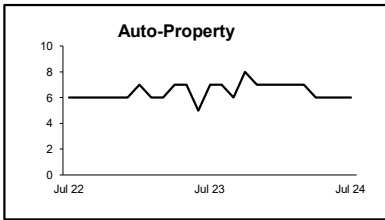
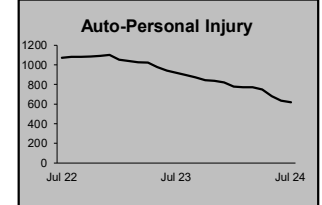
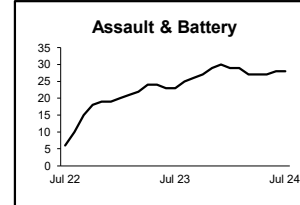
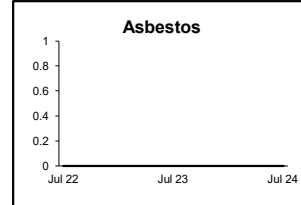
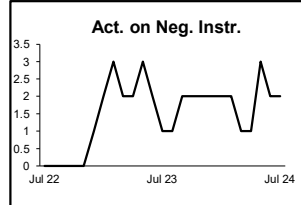
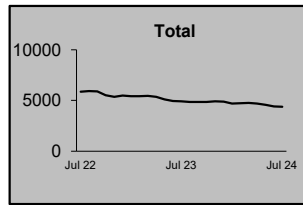
**CIVIL RESOLUTION SUMMARY BY CASETYPE  
JULY 2024  
BERGEN**

	Trial			Summary					Total	Percent resolved by					
	Jury	Nonjury	Total	Judgment	Settlement	Default Judgment	Dismiss	Other		Trial	Sum Jud	Settle	Default J	Dismiss	Other
Act on Neg Inst	0	0	0	1	0	1	1	0	3	0%	33%	0%	33%	33%	0%
Asbestos	0	0	0	0	0	0	0	0	0	0%	0%	0%	0%	0%	0%
Assault & Bat	0	0	0	0	0	0	0	1	1	0%	0%	0%	0%	0%	100%
Auto - Pers Inj	5	0	5	0	157	2	50	3	217	2%	0%	72%	1%	23%	1%
Auto - Property	0	0	0	0	6	5	4	0	15	0%	0%	40%	33%	27%	0%
Book Account	0	1	1	2	30	36	19	0	88	1%	2%	34%	41%	22%	0%
Civil Rights	0	0	0	0	0	0	1	0	1	0%	0%	0%	0%	100%	0%
Complex Commerc	0	0	0	0	1	0	0	1	2	0%	0%	50%	0%	0%	50%
Condemnation	0	0	0	0	0	0	0	0	0	0%	0%	0%	0%	0%	0%
Construction	0	0	0	0	3	0	3	0	6	0%	0%	50%	0%	50%	0%
Contract/Commer	1	2	3	0	25	9	34	6	77	4%	0%	32%	12%	44%	8%
Employment	0	0	0	0	0	0	1	1	2	0%	0%	0%	0%	50%	50%
Lieu of P. Writ	0	0	0	0	0	0	1	0	1	0%	0%	0%	0%	100%	0%
Medical Malprac	3	0	3	0	4	0	3	0	10	30%	0%	40%	0%	30%	0%
Name Change	0	0	0	0	0	0	2	26	28	0%	0%	0%	0%	7%	93%
Other Insurance	0	0	0	0	1	1	3	1	6	0%	0%	17%	17%	50%	17%
Other MCL	0	0	0	0	4	0	33	0	37	0%	0%	11%	0%	89%	0%
Other Track 1	0	0	0	2	13	3	11	0	29	0%	7%	45%	10%	38%	0%
Other Track 3	0	0	0	1	6	0	2	0	9	0%	11%	67%	0%	22%	0%
Other Track 4	0	0	0	0	0	0	1	0	1	0%	0%	0%	0%	100%	0%
Personal Injury	0	0	0	2	57	0	16	4	79	0%	3%	72%	0%	20%	5%
Prod Liability	0	0	0	0	3	0	0	0	3	0%	0%	100%	0%	0%	0%
Prof Malpractic	1	0	1	0	2	0	3	0	6	17%	0%	33%	0%	50%	0%
PIP Coverage	0	0	0	0	0	0	0	0	0	0%	0%	0%	0%	0%	0%
Real Property	0	0	0	0	2	0	2	0	4	0%	0%	50%	0%	50%	0%
Tort Other	0	0	0	0	5	0	6	1	12	0%	0%	42%	0%	50%	8%
Toxic Tort	0	0	0	0	0	0	0	0	0	0%	0%	0%	0%	0%	0%
UM/UIM Bod Inj	1	0	1	0	6	0	6	0	13	8%	0%	46%	0%	46%	0%
<b>Total</b>	<b>11</b>	<b>3</b>	<b>14</b>	<b>8</b>	<b>325</b>	<b>57</b>	<b>202</b>	<b>44</b>	<b>650</b>	<b>2%</b>	<b>1%</b>	<b>50%</b>	<b>9%</b>	<b>31%</b>	<b>7%</b>



**CIVIL BACKLOG BY CASETYPE  
JULY 2024  
BERGEN**

	<b>Total</b>	<b>Backlog</b>	<b>% chg</b>
Jul 22		5,900	
Jul 23		4,938	-16%
Jul 24		4,383	-11%



1) Casetypes with the state's largest backlogs are highlighted.

2) Some Multicounty Litigation (MCL) cases were transferred in November 2014: Atlantic to Bergen = 8,935; Atlantic to Middlesex = 4,070.

**CIVIL CASELOAD SUMMARY BY CASETYPE  
JULY 2024  
BURLINGTON**

	Filings			Resolutions			Clearance		Backlog			Backlog Percent		Backlog Per 100 Monthly Filings		Active Pending		
	Jul 2023	Jul 2024	percent change	Jul 2023	Jul 2024	percent change	Jul 2024		Jul 2023	Jul 2024	percent change	Jul 2023	Jul 2024	Jul 2023	Jul 2024	Jul 2023	Jul 2024	percent change
	to	to		number	percent													
	Jul 2023	Jul 2024	Jul 2023	Jul 2024	Jul 2023	Jul 2024	Jul 2023	Jul 2024	Jul 2023	Jul 2024	Jul 2023	Jul 2024	Jul 2023	Jul 2024	Jul 2023	Jul 2024	Jul 2023	Jul 2024
Act on Neg Inst	1	1	0%	1	1	0%	0	100%	0	0	0%	0%	0%	0	0	9	8	-11%
Asbestos	0	0	0%	0	0	0%	0	100%	0	0	0%	0%	0%	0	0	0	0	0%
Assault & Bat	0	1		1	0	-100%	-1	0%	9	14	56%	41%	67%	1,800	2,400	22	21	-5%
Auto - Pers Inj	51	65	27%	54	42	-22%	-23	65%	125	89	-29%	17%	11%	236	154	715	774	8%
Auto - Property	2	3	50%	2	3	50%	0	100%	0	1		0%	4%	0	31	25	27	8%
Book Account	18	30	67%	27	24	-11%	-6	80%	0	0	0%	0%	0%	0	0	123	159	29%
Civil Rights	3	2	-33%	3	0	-100%	-2	0%	6	2	-67%	46%	15%	313	133	13	13	0%
Complex Commer	0	2		0	2		0	100%	6	5	-17%	38%	31%	1,200	500	16	16	0%
Condemnation	0	0	0%	0	0	0%	0	100%	0	0	0%	0%	0%	0	0	7	1	-86%
Construction	1	2	100%	0	1		-1	50%	4	3	-25%	21%	19%	253	225	19	16	-16%
Contract/Commer	49	38	-22%	41	45	10%	7	118%	34	25	-26%	9%	7%	77	61	379	372	-2%
Employment	1	0	-100%	1	1	0%	1	100%	1	1	0%	14%	8%	100	100	7	12	71%
Lieu of P. Writ	1	1	0%	2	2	0%	1	200%	0	0	0%	0%	0%	0	0	15	10	-33%
Medical Malprac	4	8	100%	3	1	-67%	-7	13%	39	36	-8%	30%	27%	699	745	132	131	-1%
Name Change	22	18	-18%	20	29	45%	11	161%	0	0	0%	0%	0%	0	0	24	37	54%
Other Insurance	2	1	-50%	0	0	0%	-1	0%	0	0	0%	0%	0%	0	0	8	7	-13%
Other MCL	0	0	0%	0	0	0%	0	100%	0	0	0%	0%	0%	0	0	0	0	0%
Other Track 1	12	15	25%	8	12	50%	-3	80%	2	0	-100%	3%	0%	15	0	62	57	-8%
Other Track 3	16	7	-56%	22	13	-41%	6	186%	9	8	-11%	7%	5%	70	61	131	149	14%
Other Track 4	0	0	0%	1	2	100%	2	100%	4	8	100%	21%	36%	300	565	19	22	16%
Personal Injury	22	26	18%	21	17	-19%	-9	65%	69	59	-14%	19%	17%	287	246	368	340	-8%
Prod Liability	1	1	0%	5	0	-100%	-1	0%	6	4	-33%	43%	27%	655	533	14	15	7%
Prof Malpractic	0	2		0	2		0	100%	5	7	40%	21%	22%	500	494	24	32	33%
PIP Coverage	1	0	-100%	1	0	-100%	0	100%	0	1		0%	100%	0	400	2	1	-50%
Real Property	0	0	0%	1	2	100%	2	100%	0	0	0%	0%	0%	0	0	5	8	60%
Tort Other	6	5	-17%	6	7	17%	2	140%	13	5	-62%	20%	9%	211	82	64	54	-16%
Toxic Tort	0	0	0%	0	0	0%	0	100%	0	0	0%	0%	0%	0	0	1	3	200%
UM/UIM Bod Inj	3	2	-33%	7	2	-71%	0	100%	6	9	50%	10%	15%	114	230	60	60	0%
<b>Total</b>	<b>216</b>	<b>230</b>	<b>6%</b>	<b>227</b>	<b>208</b>	<b>-8%</b>	<b>-22</b>	<b>90%</b>	<b>338</b>	<b>277</b>	<b>-18%</b>	<b>15%</b>	<b>12%</b>	<b>151</b>	<b>124</b>	<b>2,264</b>	<b>2,345</b>	<b>4%</b>

**CIVIL BACKLOG SUMMARY BY CASETYPE**

**July 2024**

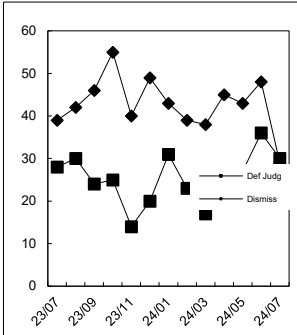
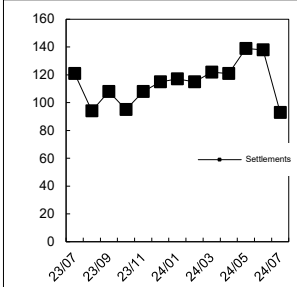
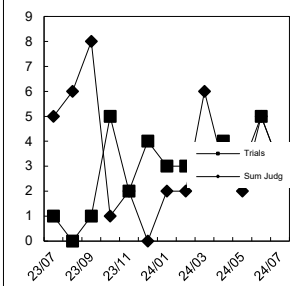
**BURLINGTON**

	<b>Cases in Backlog</b>															<b>Total Backlog</b>
	Track 1					Track 2				Track 3			Track 4			
	12 to 18 months	18 to 24 months	24 to 36 months	over 36 months	Total Track 1	18 to 24 months	24 to 36 months	over 36 months	Total Track 2	24 to 36 months	over 36 months	Total Track 3	24 to 36 months	over 36 months	Total Track 4	
Act on Neg Inst	0	0	0	0	0	0	0	0	0	0	0	0	0	0	0	0
Asbestos	0	0	0	0	0	0	0	0	0	0	0	0	0	0	0	0
Assault & Bat	0	0	0	0	0	0	0	0	0	7	7	14	0	0	0	14
Auto - Pers Inj	0	0	0	0	0	57	25	7	89	0	0	0	0	0	0	89
Auto - Property	0	0	0	0	0	1	0	0	1	0	0	0	0	0	0	1
Book Account	0	0	0	0	0	0	0	0	0	0	0	0	0	0	0	0
Civil Rights	0	0	0	0	0	0	0	0	0	0	2	2	0	0	0	2
Complex Comm	0	0	0	0	0	0	0	0	0	0	0	0	3	2	5	5
Condemnation	0	0	0	0	0	0	0	0	0	0	0	0	0	0	0	0
Construction	0	0	0	0	0	2	1	0	3	0	0	0	0	0	0	3
Contract/Comm	0	0	0	0	0	14	6	5	25	0	0	0	0	0	0	25
Employment	0	0	0	0	0	1	0	0	1	0	0	0	0	0	0	1
Lieu of P. Writ	0	0	0	0	0	0	0	0	0	0	0	0	0	0	0	0
Medical Malprac	0	0	0	0	0	0	0	0	0	22	14	36	0	0	0	36
Name Change	0	0	0	0	0	0	0	0	0	0	0	0	0	0	0	0
Other Insurance	0	0	0	0	0	0	0	0	0	0	0	0	0	0	0	0
Other MCL	0	0	0	0	0	0	0	0	0	0	0	0	0	0	0	0
Other Track 1	0	0	0	0	0	0	0	0	0	0	0	0	0	0	0	0
Other Track 3	0	0	0	0	0	0	0	0	0	7	1	8	0	0	0	8
Other Track 4	0	0	0	0	0	0	0	0	0	0	0	0	4	4	8	8
Personal Injury	0	0	0	0	0	40	14	5	59	0	0	0	0	0	0	59
Prod Liability	0	0	0	0	0	0	0	0	0	0	4	4	0	0	0	4
Prof Malpractic	0	0	0	0	0	0	0	0	0	5	2	7	0	0	0	7
PIP Coverage	1	0	0	0	1	0	0	0	0	0	0	0	0	0	0	1
Real Property	0	0	0	0	0	0	0	0	0	0	0	0	0	0	0	0
Tort Other	0	0	0	0	0	4	1	0	5	0	0	0	0	0	0	5
Toxic Tort	0	0	0	0	0	0	0	0	0	0	0	0	0	0	0	0
UM/UIM Bod Inj	0	0	0	0	0	5	4	0	9	0	0	0	0	0	0	9
<b>Total</b>	<b>1</b>	<b>0</b>	<b>0</b>	<b>0</b>	<b>1</b>	<b>124</b>	<b>51</b>	<b>17</b>	<b>192</b>	<b>41</b>	<b>30</b>	<b>71</b>	<b>7</b>	<b>6</b>	<b>13</b>	<b>277</b>

**CIVIL RESOLUTION SUMMARY BY CASETYPE  
JULY 2024  
BURLINGTON**

	Trial			Summary					Total	Percent resolved by						Monthly Resolutions
	Jury	Nonjury	Total	Judgment	Settlement	Default Judgment	Dismiss	Other		Trial	Sum Jud	Settle	Default J	Dismiss	Other	
Act on Neg Inst	0	0	0	0	0	1	0	0	1	0%	0%	0%	100%	0%	0%	
Asbestos	0	0	0	0	0	0	0	0	0	0%	0%	0%	0%	0%	0%	
Assault & Bat	0	0	0	0	0	0	0	0	0	0%	0%	0%	0%	0%	0%	
Auto - Pers Inj	2	0	2	0	31	0	6	3	42	5%	0%	74%	0%	14%	7%	
Auto - Property	0	0	0	0	1	1	1	0	3	0%	0%	33%	33%	33%	0%	
Book Account	0	0	0	0	6	12	6	0	24	0%	0%	25%	50%	25%	0%	
Civil Rights	0	0	0	0	0	0	0	0	0	0%	0%	0%	0%	0%	0%	
Complex Commerc	0	0	0	0	2	0	0	0	2	0%	0%	100%	0%	0%	0%	
Condemnation	0	0	0	0	0	0	0	0	0	0%	0%	0%	0%	0%	0%	
Construction	0	0	0	0	0	0	0	1	1	0%	0%	0%	0%	0%	100%	
Contract/Commer	0	1	1	2	16	15	8	3	45	2%	4%	36%	33%	18%	7%	
Employment	0	0	0	0	1	0	0	0	1	0%	0%	100%	0%	0%	0%	
Lieu of P. Writ	0	0	0	0	0	0	0	2	2	0%	0%	0%	0%	0%	100%	
Medical Malprac	0	0	0	0	0	0	0	1	1	0%	0%	0%	0%	0%	100%	
Name Change	0	0	0	0	0	0	0	29	29	0%	0%	0%	0%	0%	100%	
Other Insurance	0	0	0	0	0	0	0	0	0	0%	0%	0%	0%	0%	0%	
Other MCL	0	0	0	0	0	0	0	0	0	0%	0%	0%	0%	0%	0%	
Other Track 1	0	0	0	0	5	0	1	6	12	0%	0%	42%	0%	8%	50%	
Other Track 3	0	0	0	0	9	0	2	2	13	0%	0%	69%	0%	15%	15%	
Other Track 4	0	0	0	0	1	1	0	0	2	0%	0%	50%	50%	0%	0%	
Personal Injury	0	0	0	1	10	0	3	3	17	0%	6%	59%	0%	18%	18%	
Prod Liability	0	0	0	0	0	0	0	0	0	0%	0%	0%	0%	0%	0%	
Prof Malpractic	0	0	0	0	2	0	0	0	2	0%	0%	100%	0%	0%	0%	
PIP Coverage	0	0	0	0	0	0	0	0	0	0%	0%	0%	0%	0%	0%	
Real Property	0	0	0	0	1	0	1	0	2	0%	0%	50%	0%	50%	0%	
Tort Other	0	0	0	0	6	0	1	0	7	0%	0%	86%	0%	14%	0%	
Toxic Tort	0	0	0	0	0	0	0	0	0	0%	0%	0%	0%	0%	0%	
UM/UIM Bod Inj	0	0	0	0	2	0	0	0	2	0%	0%	100%	0%	0%	0%	
<b>Total</b>	<b>2</b>	<b>1</b>	<b>3</b>	<b>3</b>	<b>93</b>	<b>30</b>	<b>29</b>	<b>50</b>	<b>208</b>	<b>1%</b>	<b>1%</b>	<b>45%</b>	<b>14%</b>	<b>14%</b>	<b>24%</b>	

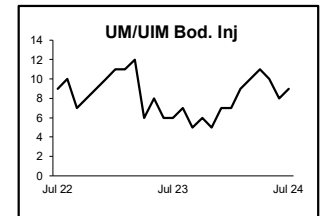
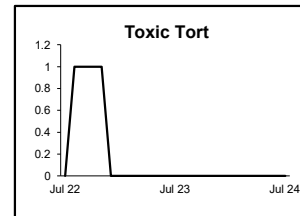
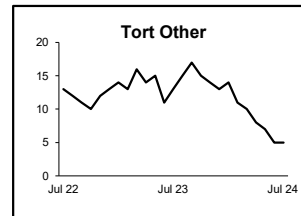
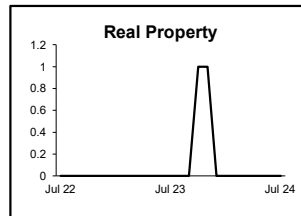
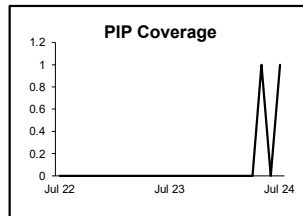
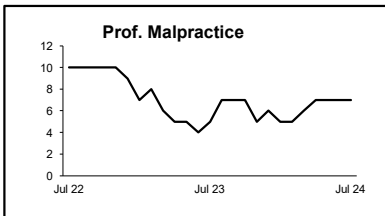
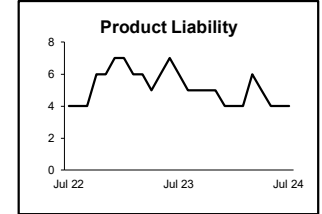
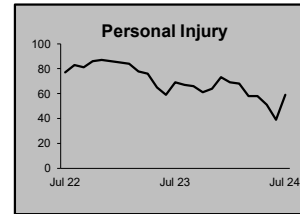
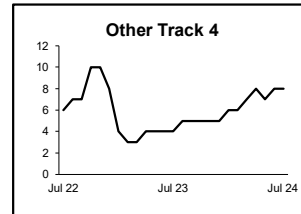
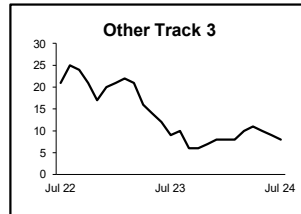
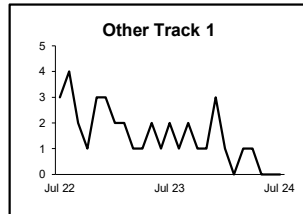

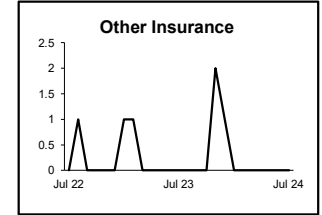
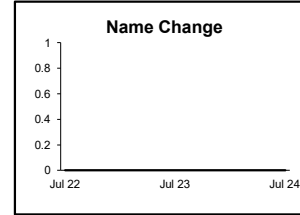
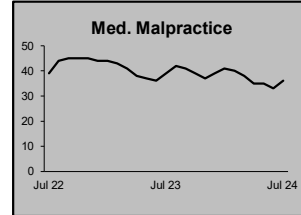
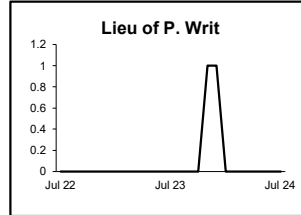
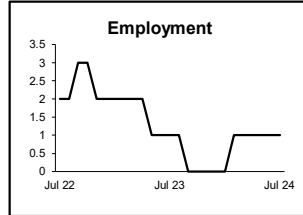
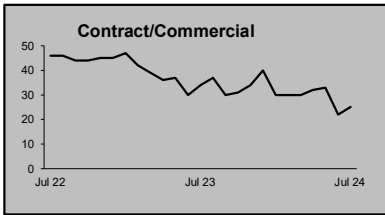
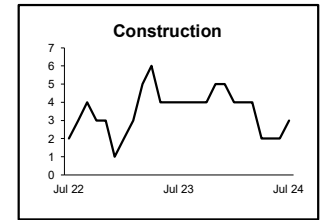
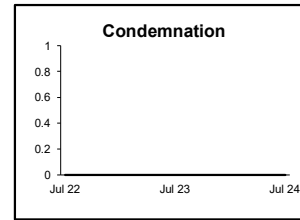
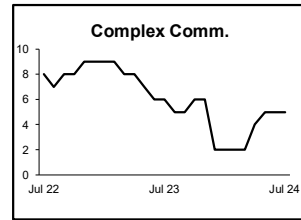
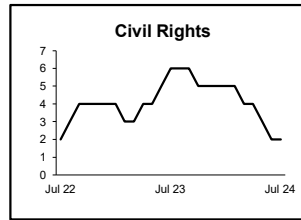
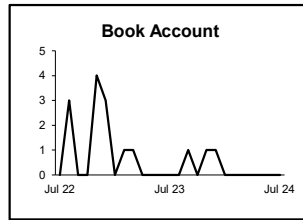
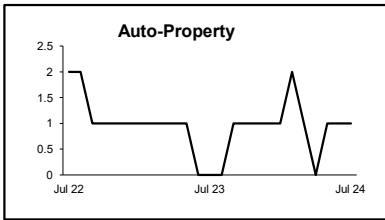
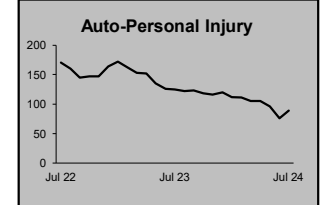
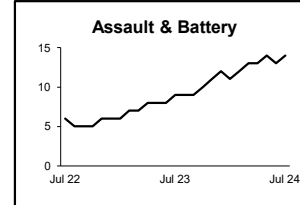
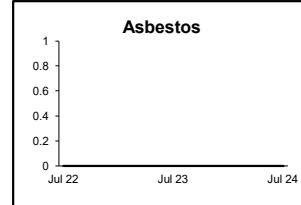

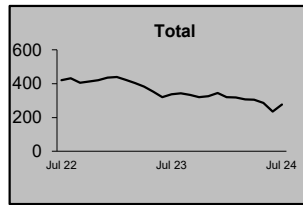
Monthly Resolutions





# CIVIL BACKLOG BY CASETYPE JULY 2024 BURLINGTON

	<b>Total</b>	<b>Backlog</b>	<b>% chg</b>
Jul 22		420	
Jul 23		338	-20%
Jul 24		277	-18%



1) Casetypes with the state's largest backlogs are highlighted.

2) Some Multicounty Litigation (MCL) cases were transferred in November 2014: Atlantic to Bergen = 8,935; Atlantic to Middlesex = 4,070.

**CIVIL CASELOAD SUMMARY BY CASETYPE  
JULY 2024  
CAMDEN**

	Filings			Resolutions			Clearance		Backlog			Backlog Percent		Backlog Per 100 Monthly Filings		Active Pending		
	Jul 2023	Jul 2024	percent change	Jul 2023	Jul 2024	percent change	Jul 2024		Jul 2023	Jul 2024	percent change	Jul 2023	Jul 2024	Jul 2023	Jul 2024	Jul 2023	Jul 2024	percent change
	to Jul 2023	to Jul 2024		number	percent													
	Jul 2023	Jul 2024	change	Jul 2023	Jul 2024	change	number	percent	Jul 2023	Jul 2024	change	Jul 2023	Jul 2024	Jul 2023	Jul 2024	change	Jul 2023	Jul 2024
Act on Neg Inst	1	0	-100%	0	1		1	100%	0	0	0%	0%	0%	0	0	2	3	50%
Asbestos	0	0	0%	0	0	0%	0	100%	0	0	0%	0%	0%	0	0	0	0	0%
Assault & Bat	0	1		0	0	0%	-1	0%	2	4	100%	11%	24%	480	400	18	17	-6%
Auto - Pers Inj	94	91	-3%	123	67	-46%	-24	74%	187	129	-31%	16%	12%	196	143	1,206	1,120	-7%
Auto - Property	6	2	-67%	7	11	57%	9	550%	1	1	0%	2%	3%	15	16	46	33	-28%
Book Account	42	52	24%	46	41	-11%	-11	79%	13	7	-46%	6%	3%	35	16	202	264	31%
Civil Rights	4	3	-25%	4	1	-75%	-2	33%	6	3	-50%	24%	13%	313	133	25	24	-4%
Complex Comm	1	0	-100%	2	1	-50%	1	100%	7	4	-43%	50%	33%	1,400	800	14	12	-14%
Condemnation	0	1		1	1	0%	0	100%	1	1	0%	50%	33%	400	240	2	3	50%
Construction	2	1	-50%	1	2	100%	1	200%	3	0	-100%	23%	0%	400	0	13	6	-54%
Contract/Comm	45	59	31%	44	42	-5%	-17	71%	31	21	-32%	9%	5%	77	43	335	410	22%
Employment	1	2	100%	1	2	100%	0	100%	1	0	-100%	6%	0%	92	0	18	11	-39%
Lieu of P. Writ	1	1	0%	0	1		0	100%	2	2	0%	22%	11%	150	126	9	18	100%
Medical Malprac	6	7	17%	7	7	0%	0	100%	84	72	-14%	38%	33%	1,120	864	220	215	-2%
Name Change	11	23	109%	12	26	117%	3	113%	0	0	0%	0%	0%	0	0	29	38	31%
Other Insurance	4	1	-75%	2	4	100%	3	400%	5	3	-40%	24%	16%	194	124	21	19	-10%
Other MCL	0	0	0%	0	0	0%	0	100%	0	0	0%	0%	0%	0	0	0	0	0%
Other Track 1	20	22	10%	24	10	-58%	-12	45%	9	6	-33%	8%	5%	41	31	109	120	10%
Other Track 3	16	26	63%	7	11	57%	-15	42%	25	15	-40%	13%	7%	174	91	200	214	7%
Other Track 4	2	0	-100%	1	1	0%	1	100%	9	8	-11%	41%	53%	514	1,067	22	15	-32%
Personal Injury	46	54	17%	47	50	6%	-4	93%	127	122	-4%	17%	17%	246	255	729	705	-3%
Prod Liability	2	1	-50%	3	2	-33%	1	200%	2	9	350%	7%	36%	150	771	29	25	-14%
Prof Malpractic	3	4	33%	2	4	100%	0	100%	12	7	-42%	21%	12%	411	280	58	59	2%
PIP Coverage	1	1	0%	0	1		0	100%	2	2	0%	29%	22%	185	185	7	9	29%
Real Property	2	2	0%	2	0	-100%	-2	0%	1	5	400%	5%	28%	40	240	20	18	-10%
Tort Other	6	8	33%	5	9	80%	1	113%	14	10	-29%	19%	16%	193	154	75	63	-16%
Toxic Tort	0	0	0%	0	1		1	100%	1	0	-100%	100%	0%	1,200	0	1	2	100%
UM/UIM Bod Inj	7	7	0%	7	3	-57%	-4	43%	13	8	-38%	12%	9%	130	96	111	88	-21%
<b>Total</b>	<b>323</b>	<b>369</b>	<b>14%</b>	<b>348</b>	<b>299</b>	<b>-14%</b>	<b>-70</b>	<b>81%</b>	<b>558</b>	<b>439</b>	<b>-21%</b>	<b>16%</b>	<b>13%</b>	<b>172</b>	<b>133</b>	<b>3,521</b>	<b>3,511</b>	<b>0%</b>

**CIVIL BACKLOG SUMMARY BY CASETYPE**

**July 2024**

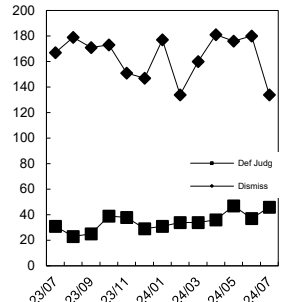
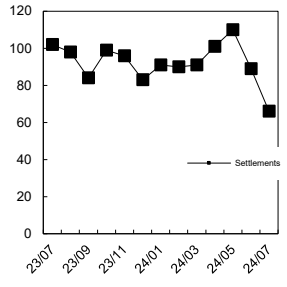
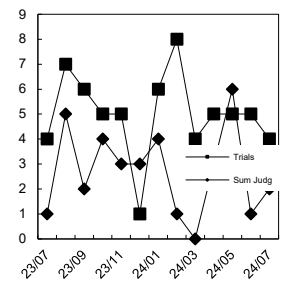
**CAMDEN**

	<b>Cases in Backlog</b>															<b>Total Backlog</b>
	Track 1					Track 2				Track 3			Track 4			
	12 to 18 months	18 to 24 months	24 to 36 months	over 36 months	Total Track 1	18 to 24 months	24 to 36 months	over 36 months	Total Track 2	24 to 36 months	over 36 months	Total Track 3	24 to 36 months	over 36 months	Total Track 4	
Act on Neg Inst	0	0	0	0	0	0	0	0	0	0	0	0	0	0	0	0
Asbestos	0	0	0	0	0	0	0	0	0	0	0	0	0	0	0	0
Assault & Bat	0	0	0	0	0	0	0	0	0	4	0	4	0	0	0	4
Auto - Pers Inj	0	0	0	0	0	85	35	9	129	0	0	0	0	0	0	129
Auto - Property	0	0	0	0	0	0	0	1	1	0	0	0	0	0	0	1
Book Account	4	1	2	0	7	0	0	0	0	0	0	0	0	0	0	7
Civil Rights	0	0	0	0	0	0	0	0	0	2	1	3	0	0	0	3
Complex Comm	0	0	0	0	0	0	0	0	0	0	0	0	2	2	4	4
Condemnation	0	0	0	0	0	0	0	0	0	1	0	1	0	0	0	1
Construction	0	0	0	0	0	0	0	0	0	0	0	0	0	0	0	0
Contract/Comm	0	0	0	0	0	11	7	3	21	0	0	0	0	0	0	21
Employment	0	0	0	0	0	0	0	0	0	0	0	0	0	0	0	0
Lieu of P. Writ	0	0	0	0	0	0	0	0	0	0	0	0	0	2	2	2
Medical Malprac	0	0	0	0	0	0	0	0	0	35	37	72	0	0	0	72
Name Change	0	0	0	0	0	0	0	0	0	0	0	0	0	0	0	0
Other Insurance	0	2	1	0	3	0	0	0	0	0	0	0	0	0	0	3
Other MCL	0	0	0	0	0	0	0	0	0	0	0	0	0	0	0	0
Other Track 1	1	3	2	0	6	0	0	0	0	0	0	0	0	0	0	6
Other Track 3	0	0	0	0	0	0	0	0	0	7	8	15	0	0	0	15
Other Track 4	0	0	0	0	0	0	0	0	0	0	0	0	0	8	8	8
Personal Injury	0	0	0	0	0	72	40	10	122	0	0	0	0	0	0	122
Prod Liability	0	0	0	0	0	0	0	0	0	8	1	9	0	0	0	9
Prof Malpractic	0	0	0	0	0	0	0	0	0	6	1	7	0	0	0	7
PIP Coverage	1	0	1	0	2	0	0	0	0	0	0	0	0	0	0	2
Real Property	5	0	0	0	5	0	0	0	0	0	0	0	0	0	0	5
Tort Other	0	0	0	0	0	4	4	2	10	0	0	0	0	0	0	10
Toxic Tort	0	0	0	0	0	0	0	0	0	0	0	0	0	0	0	0
UM/UIM Bod Inj	0	0	0	0	0	5	3	0	8	0	0	0	0	0	0	8
<b>Total</b>	<b>11</b>	<b>6</b>	<b>6</b>	<b>0</b>	<b>23</b>	<b>177</b>	<b>89</b>	<b>25</b>	<b>291</b>	<b>63</b>	<b>48</b>	<b>111</b>	<b>2</b>	<b>12</b>	<b>14</b>	<b>439</b>

**CIVIL RESOLUTION SUMMARY BY CASETYPE**  
**JULY 2024**  
**CAMDEN**

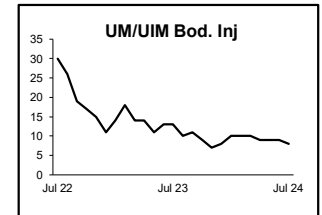
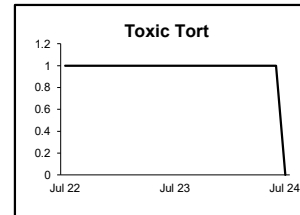
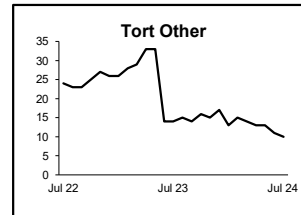
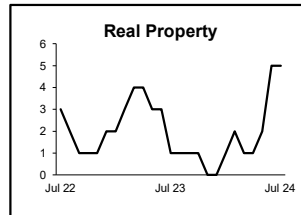
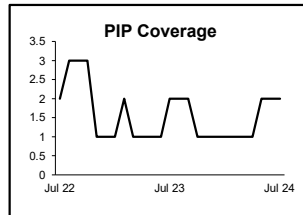
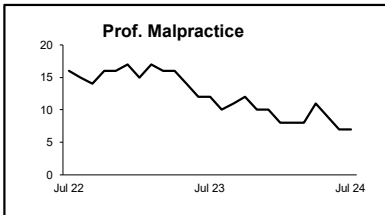
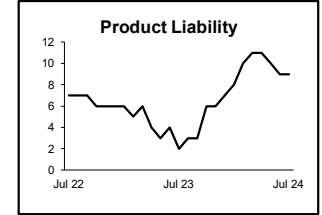
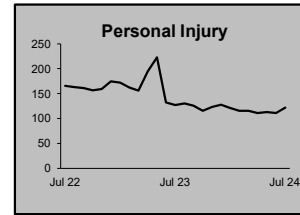
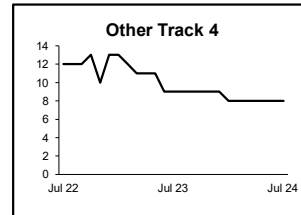
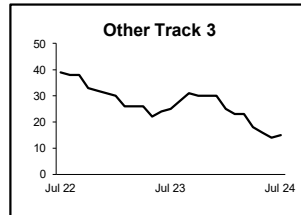
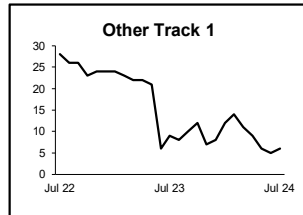
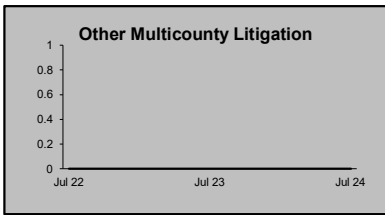
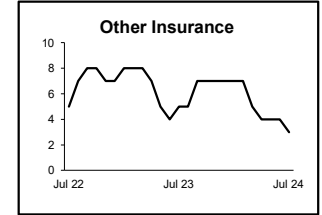
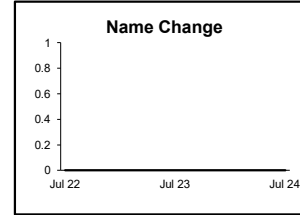
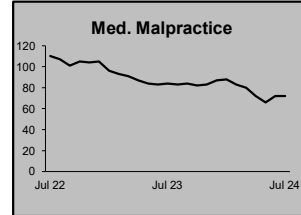
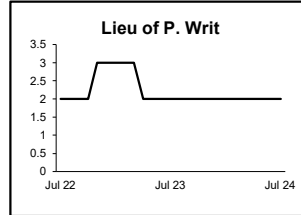
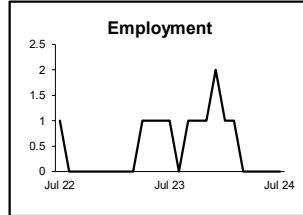
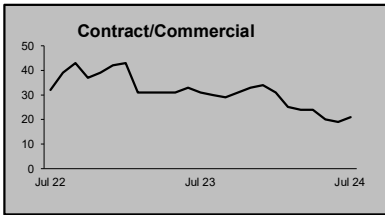
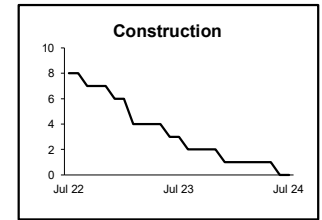
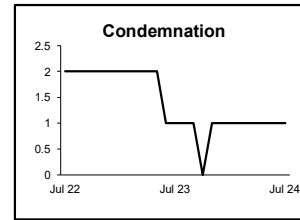
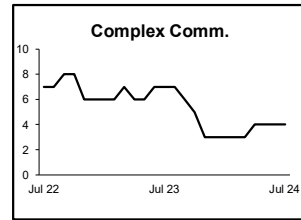
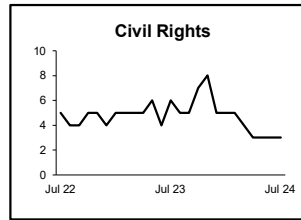
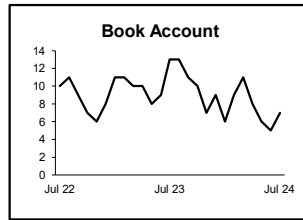
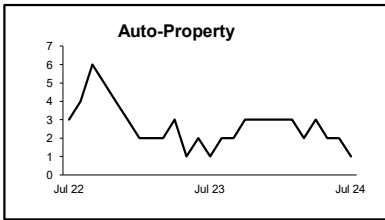
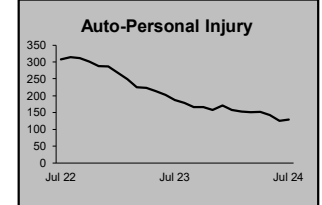
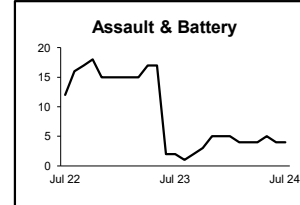
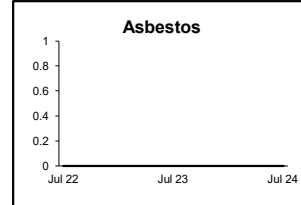

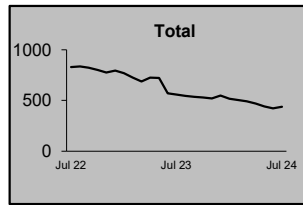
	Trial			Summary					Total	Percent resolved by						Monthly Resolutions
	Jury	Nonjury	Total	Judgment	Settlement	Default Judgment	Dismiss	Other		Trial	Sum Jud	Settle	Default J	Dismiss	Other	
Act on Neg Inst	0	0	0	0	0	1	0	0	1	0%	0%	0%	100%	0%	0%	
Asbestos	0	0	0	0	0	0	0	0	0	0%	0%	0%	0%	0%	0%	
Assault & Bat	0	0	0	0	0	0	0	0	0	0%	0%	0%	0%	0%	0%	
Auto - Pers Inj	1	1	2	0	20	1	39	5	67	3%	0%	30%	1%	58%	7%	
Auto - Property	0	0	0	0	3	6	2	0	11	0%	0%	27%	55%	18%	0%	
Book Account	0	0	0	2	5	23	10	1	41	0%	5%	12%	56%	24%	2%	
Civil Rights	0	0	0	0	1	0	0	0	1	0%	0%	100%	0%	0%	0%	
Complex Commerc	0	0	0	0	0	0	1	0	1	0%	0%	0%	0%	100%	0%	
Condemnation	0	0	0	0	0	0	0	1	1	0%	0%	0%	0%	0%	100%	
Construction	0	0	0	0	0	1	1	0	2	0%	0%	0%	50%	50%	0%	
Contract/Commer	0	0	0	0	8	13	21	0	42	0%	0%	19%	31%	50%	0%	
Employment	0	0	0	0	0	0	1	1	2	0%	0%	0%	0%	50%	50%	
Lieu of P. Writ	1	0	1	0	0	0	0	0	1	100%	0%	0%	0%	0%	0%	
Medical Malprac	1	0	1	0	2	0	4	0	7	14%	0%	29%	0%	57%	0%	
Name Change	0	0	0	0	0	0	0	26	26	0%	0%	0%	0%	0%	100%	
Other Insurance	0	0	0	0	1	0	3	0	4	0%	0%	25%	0%	75%	0%	
Other MCL	0	0	0	0	0	0	0	0	0	0%	0%	0%	0%	0%	0%	
Other Track 1	0	0	0	0	3	0	2	5	10	0%	0%	30%	0%	20%	50%	
Other Track 3	0	0	0	0	1	0	6	4	11	0%	0%	9%	0%	55%	36%	
Other Track 4	0	0	0	0	0	1	0	0	1	0%	0%	0%	100%	0%	0%	
Personal Injury	0	0	0	0	16	0	31	3	50	0%	0%	32%	0%	62%	6%	
Prod Liability	0	0	0	0	0	0	2	0	2	0%	0%	0%	0%	100%	0%	
Prof Malpractic	0	0	0	0	3	0	1	0	4	0%	0%	75%	0%	25%	0%	
PIP Coverage	0	0	0	0	0	0	1	0	1	0%	0%	0%	0%	100%	0%	
Real Property	0	0	0	0	0	0	0	0	0	0%	0%	0%	0%	0%	0%	
Tort Other	0	0	0	0	1	0	7	1	9	0%	0%	11%	0%	78%	11%	
Toxic Tort	0	0	0	0	0	0	1	0	1	0%	0%	0%	0%	100%	0%	
UM/UIM Bod Inj	0	0	0	0	2	0	1	0	3	0%	0%	67%	0%	33%	0%	
<b>Total</b>	<b>3</b>	<b>1</b>	<b>4</b>	<b>2</b>	<b>66</b>	<b>46</b>	<b>134</b>	<b>47</b>	<b>299</b>	<b>1%</b>	<b>1%</b>	<b>22%</b>	<b>15%</b>	<b>45%</b>	<b>16%</b>	

Monthly Resolutions



**CIVIL BACKLOG BY CASETYPE  
JULY 2024  
CAMDEN**

	<b>Total</b>	<b>Backlog</b>	<b>% chg</b>
Jul 22		833	
Jul 23		558	-33%
Jul 24		439	-21%



1) Casetypes with the state's largest backlogs are highlighted.

2) Some Multicounty Litigation (MCL) cases were transferred in November 2014: Atlantic to Bergen = 8,935; Atlantic to Middlesex = 4,070.

**CIVIL CASELOAD SUMMARY BY CASETYPE**  
**JULY 2024**  
**CAPE MAY**

	Filings			Resolutions			Clearance		Backlog			Backlog Percent		Backlog Per 100 Monthly Filings		Active Pending			
	Jul 2023	Jul 2024	percent change	Jul 2023	Jul 2024	percent change	Jul 2024		Jul 2023	Jul 2024	percent change	Jul 2023	Jul 2024	Jul 2023	Jul 2024	percent change	Jul 2023	Jul 2024	percent change
	to Jul 2023	to Jul 2024		to Jul 2023	to Jul 2024		number	percent											
Act on Neg Inst	0	0	0%	0	0	0%	0	100%	0	0	0%	0%	0%	0	0	1	0	-100%	
Asbestos	0	0	0%	0	0	0%	0	100%	0	0	0%	0%	0%	0	0	0	0	0%	
Assault & Bat	1	0	-100%	1	0	-100%	0	100%	6	9	50%	38%	60%	1,440	3,600	16	15	-6%	
Auto - Pers Inj	4	9	125%	9	4	-56%	-5	44%	14	13	-7%	20%	15%	271	205	71	86	21%	
Auto - Property	1	1	0%	1	2	100%	1	200%	1	0	-100%	17%	0%	133	0	6	3	-50%	
Book Account	13	5	-62%	0	3		-2	60%	0	1		0%	4%	0	28	42	24	-43%	
Civil Rights	0	0	0%	0	0	0%	0	100%	2	10	400%	13%	63%	400	3,000	15	16	7%	
Complex Comm	0	0	0%	0	0	0%	0	100%	2	2	0%	100%	67%	1,200	2,400	2	3	50%	
Condemnation	0	0	0%	0	0	0%	0	100%	2	1	-50%	100%	100%			2	1	-50%	
Construction	0	2		1	1	0%	-1	50%	1	3	200%	9%	18%	92	240	11	17	55%	
Contract/Comm	9	6	-33%	7	8	14%	2	133%	7	7	0%	10%	9%	82	89	70	77	10%	
Employment	0	0	0%	0	0	0%	0	100%	0	0	0%	0%	0%	0	0	2	4	100%	
Lieu of P. Writ	1	0	-100%	2	0	-100%	0	100%	1	1	0%	7%	13%	80	133	14	8	-43%	
Medical Malprac	2	0	-100%	1	0	-100%	0	100%	2	7	250%	14%	44%	400	1,050	14	16	14%	
Name Change	1	1	0%	1	4	300%	3	400%	0	0	0%	0%	0%	0	0	5	1	-80%	
Other Insurance	0	2		0	0	0%	-2	0%	3	2	-33%	43%	33%	720	480	7	6	-14%	
Other MCL	0	0	0%	0	0	0%	0	100%	0	0	0%	0%	0%	0	0	0	0	0%	
Other Track 1	1	4	300%	5	6	20%	2	150%	8	4	-50%	36%	18%	218	112	22	22	0%	
Other Track 3	1	2	100%	5	2	-60%	0	100%	8	3	-63%	23%	9%	457	120	35	35	0%	
Other Track 4	0	0	0%	0	1		1	100%	2	1	-50%	67%	20%	2,400	300	3	5	67%	
Personal Injury	5	7	40%	5	10	100%	3	143%	27	24	-11%	18%	17%	282	335	150	139	-7%	
Prod Liability	0	0	0%	0	1		1	100%	1	0	-100%	20%	0%	600	0	5	0	-100%	
Prof Malpractic	1	2	100%	1	0	-100%	-2	0%	0	4		0%	29%	0	533	12	14	17%	
PIP Coverage	1	0	-100%	0	0	0%	0	100%	0	0	0%	0%	0%	0	0	1	0	-100%	
Real Property	0	3		0	0	0%	-3	0%	0	1		0%	11%	0	120	5	9	80%	
Tort Other	1	1	0%	1	2	100%	1	200%	7	6	-14%	30%	22%	420	313	23	27	17%	
Toxic Tort	0	0	0%	0	0	0%	0	100%	0	0	0%	0%	0%	0	0	0	0	0%	
UM/UIM Bod Inj	0	0	0%	0	1		1	100%	0	0	0%	0%	0%	0	0	2	2	0%	
<b>Total</b>	<b>42</b>	<b>45</b>	<b>7%</b>	<b>40</b>	<b>45</b>	<b>13%</b>	<b>0</b>	<b>100%</b>	<b>94</b>	<b>99</b>	<b>5%</b>	<b>18%</b>	<b>19%</b>	<b>207</b>	<b>232</b>	<b>536</b>	<b>530</b>	<b>-1%</b>	

**CIVIL BACKLOG SUMMARY BY CASETYPE**

**July 2024**

**CAPE MAY**

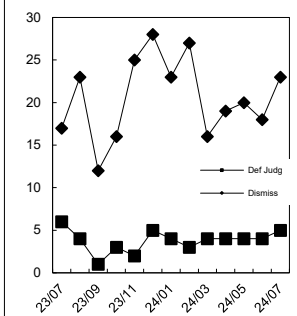
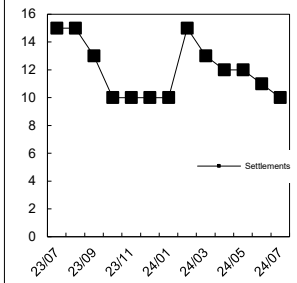
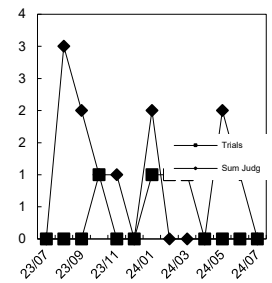
	<b>Cases in Backlog</b>															<b>Total Backlog</b>
	Track 1					Track 2				Track 3			Track 4			
	12 to 18 months	18 to 24 months	24 to 36 months	over 36 months	Total Track 1	18 to 24 months	24 to 36 months	over 36 months	Total Track 2	24 to 36 months	over 36 months	Total Track 3	24 to 36 months	over 36 months	Total Track 4	
Act on Neg Inst	0	0	0	0	0	0	0	0	0	0	0	0	0	0	0	0
Asbestos	0	0	0	0	0	0	0	0	0	0	0	0	0	0	0	0
Assault & Bat	0	0	0	0	0	0	0	0	0	4	5	9	0	0	0	9
Auto - Pers Inj	0	0	0	0	0	6	7	0	13	0	0	0	0	0	0	13
Auto - Property	0	0	0	0	0	0	0	0	0	0	0	0	0	0	0	0
Book Account	1	0	0	0	1	0	0	0	0	0	0	0	0	0	0	1
Civil Rights	0	0	0	0	0	0	0	0	0	9	1	10	0	0	0	10
Complex Comm	0	0	0	0	0	0	0	0	0	0	0	0	0	2	2	2
Condemnation	0	0	0	0	0	0	0	0	0	0	1	1	0	0	0	1
Construction	0	0	0	0	0	2	1	0	3	0	0	0	0	0	0	3
Contract/Comm	0	0	0	0	0	5	1	1	7	0	0	0	0	0	0	7
Employment	0	0	0	0	0	0	0	0	0	0	0	0	0	0	0	0
Lieu of P. Writ	0	0	0	0	0	0	0	0	0	0	0	0	0	1	1	1
Medical Malprac	0	0	0	0	0	0	0	0	0	6	1	7	0	0	0	7
Name Change	0	0	0	0	0	0	0	0	0	0	0	0	0	0	0	0
Other Insurance	0	1	0	1	2	0	0	0	0	0	0	0	0	0	0	2
Other MCL	0	0	0	0	0	0	0	0	0	0	0	0	0	0	0	0
Other Track 1	0	1	1	2	4	0	0	0	0	0	0	0	0	0	0	4
Other Track 3	0	0	0	0	0	0	0	0	0	3	0	3	0	0	0	3
Other Track 4	0	0	0	0	0	0	0	0	0	0	0	0	0	1	1	1
Personal Injury	0	0	0	0	0	13	10	1	24	0	0	0	0	0	0	24
Prod Liability	0	0	0	0	0	0	0	0	0	0	0	0	0	0	0	0
Prof Malpractic	0	0	0	0	0	0	0	0	0	4	0	4	0	0	0	4
PIP Coverage	0	0	0	0	0	0	0	0	0	0	0	0	0	0	0	0
Real Property	0	0	0	1	1	0	0	0	0	0	0	0	0	0	0	1
Tort Other	0	0	0	0	0	3	2	1	6	0	0	0	0	0	0	6
Toxic Tort	0	0	0	0	0	0	0	0	0	0	0	0	0	0	0	0
UM/UIM Bod Inj	0	0	0	0	0	0	0	0	0	0	0	0	0	0	0	0
<b>Total</b>	<b>1</b>	<b>2</b>	<b>1</b>	<b>4</b>	<b>8</b>	<b>29</b>	<b>21</b>	<b>3</b>	<b>53</b>	<b>26</b>	<b>8</b>	<b>34</b>	<b>0</b>	<b>4</b>	<b>4</b>	<b>99</b>

NOTE: Some Multicounty Litigation (MCL) cases were transferred in November 2014: Atlantic to Bergen = 8,935; Atlantic to Middlesex = 4,070.

**CIVIL RESOLUTION SUMMARY BY CASETYPE**  
**JULY 2024**  
**CAPE MAY**

	Trial			Summary					Total	Percent resolved by						Monthly Resolutions
	Jury	Nonjury	Total	Judgment	Settlement	Default Judgment	Dismiss	Other		Trial	Sum Jud	Settle	Default J	Dismiss	Other	
Act on Neg Inst	0	0	0	0	0	0	0	0	0	0%	0%	0%	0%	0%	0%	
Asbestos	0	0	0	0	0	0	0	0	0	0%	0%	0%	0%	0%	0%	
Assault & Bat	0	0	0	0	0	0	0	0	0	0%	0%	0%	0%	0%	0%	
Auto - Pers Inj	0	0	0	0	1	0	2	1	4	0%	0%	25%	0%	50%	25%	
Auto - Property	0	0	0	0	0	1	1	0	2	0%	0%	0%	50%	50%	0%	
Book Account	0	0	0	0	0	2	1	0	3	0%	0%	0%	67%	33%	0%	
Civil Rights	0	0	0	0	0	0	0	0	0	0%	0%	0%	0%	0%	0%	
Complex Commerc	0	0	0	0	0	0	0	0	0	0%	0%	0%	0%	0%	0%	
Condemnation	0	0	0	0	0	0	0	0	0	0%	0%	0%	0%	0%	0%	
Construction	0	0	0	0	1	0	0	0	1	0%	0%	100%	0%	0%	0%	
Contract/Commer	0	0	0	0	1	2	5	0	8	0%	0%	13%	25%	63%	0%	
Employment	0	0	0	0	0	0	0	0	0	0%	0%	0%	0%	0%	0%	
Lieu of P. Writ	0	0	0	0	0	0	0	0	0	0%	0%	0%	0%	0%	0%	
Medical Malprac	0	0	0	0	0	0	0	0	0	0%	0%	0%	0%	0%	0%	
Name Change	0	0	0	0	0	0	0	4	4	0%	0%	0%	0%	0%	100%	
Other Insurance	0	0	0	0	0	0	0	0	0	0%	0%	0%	0%	0%	0%	
Other MCL	0	0	0	0	0	0	0	0	0	0%	0%	0%	0%	0%	0%	
Other Track 1	0	0	0	0	1	0	3	2	6	0%	0%	17%	0%	50%	33%	
Other Track 3	0	0	0	0	0	0	2	0	2	0%	0%	0%	0%	100%	0%	
Other Track 4	0	0	0	0	1	0	0	0	1	0%	0%	100%	0%	0%	0%	
Personal Injury	0	0	0	0	3	0	7	0	10	0%	0%	30%	0%	70%	0%	
Prod Liability	0	0	0	0	1	0	0	0	1	0%	0%	100%	0%	0%	0%	
Prof Malpractic	0	0	0	0	0	0	0	0	0	0%	0%	0%	0%	0%	0%	
PIP Coverage	0	0	0	0	0	0	0	0	0	0%	0%	0%	0%	0%	0%	
Real Property	0	0	0	0	0	0	0	0	0	0%	0%	0%	0%	0%	0%	
Tort Other	0	0	0	0	1	0	1	0	2	0%	0%	50%	0%	50%	0%	
Toxic Tort	0	0	0	0	0	0	0	0	0	0%	0%	0%	0%	0%	0%	
UM/UIM Bod Inj	0	0	0	0	0	0	1	0	1	0%	0%	0%	0%	100%	0%	
<b>Total</b>	<b>0</b>	<b>0</b>	<b>0</b>	<b>0</b>	<b>10</b>	<b>5</b>	<b>23</b>	<b>7</b>	<b>45</b>	<b>0%</b>	<b>0%</b>	<b>22%</b>	<b>11%</b>	<b>51%</b>	<b>16%</b>	

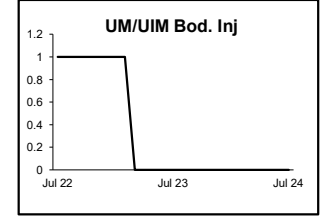
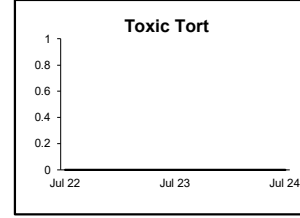
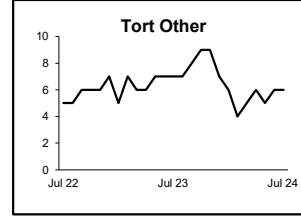
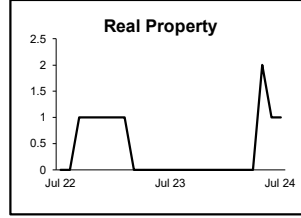
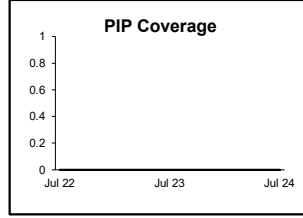
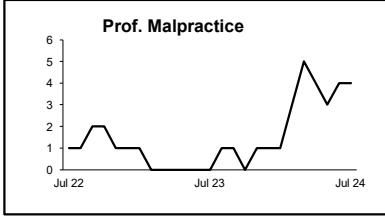
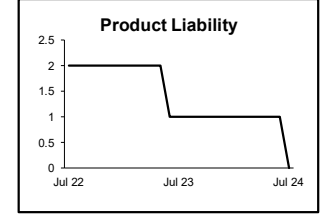
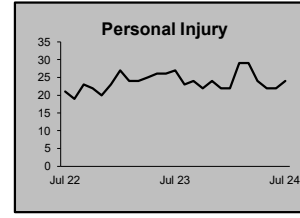
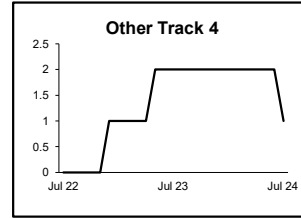
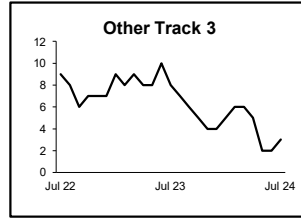
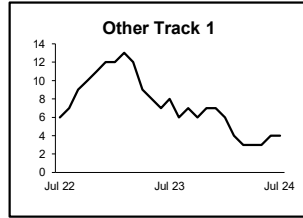
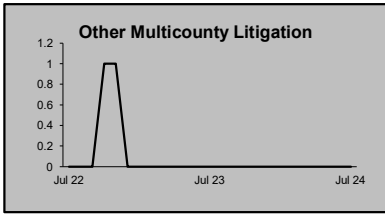
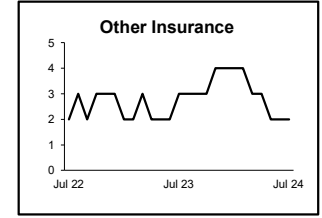
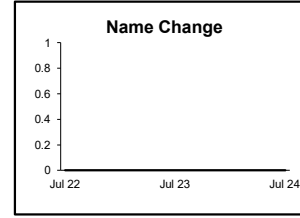
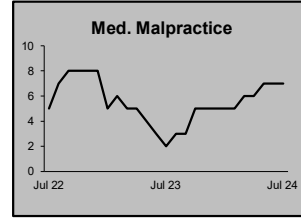
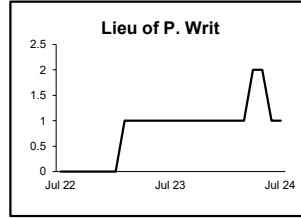
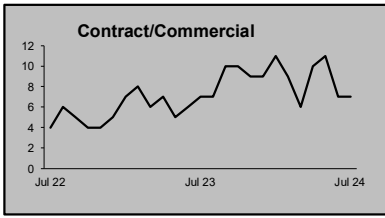
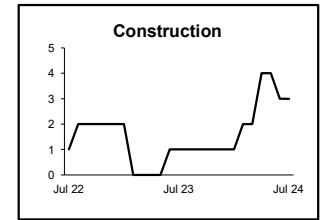
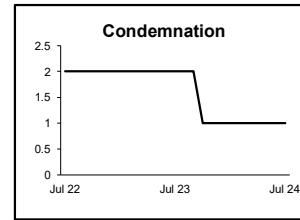
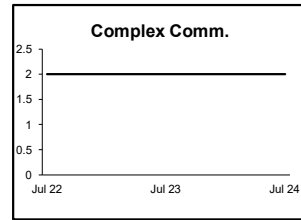
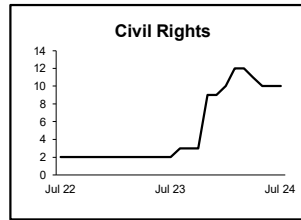
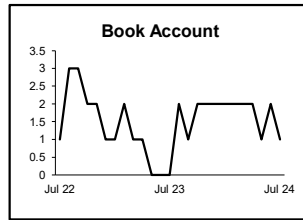
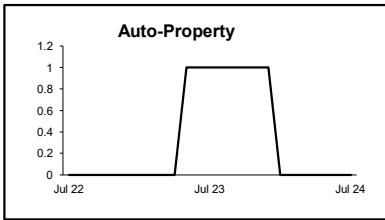
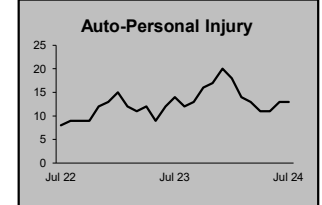
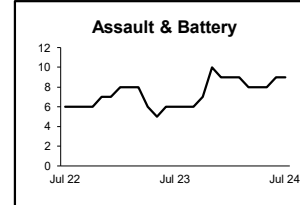
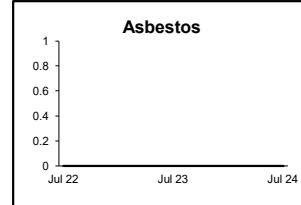
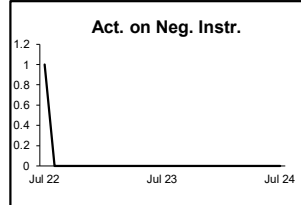
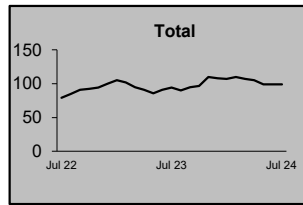
Monthly Resolutions





**CIVIL BACKLOG BY CASETYPE  
JULY 2024  
CAPE MAY**

	<b>Total</b>	<b>Backlog</b>	<b>% chg</b>
Jul 22		79	
Jul 23		94	19%
Jul 24		99	5%



1) Casetypes with the state's largest backlogs are highlighted.

2) Some Multicounty Litigation (MCL) cases were transferred in November 2014: Atlantic to Bergen = 8,935; Atlantic to Middlesex = 4,070.

**CIVIL CASELOAD SUMMARY BY CASETYPE  
JULY 2024  
CUMBERLAND**

	Filings			Resolutions			Clearance		Backlog			Backlog Percent		Backlog Per 100 Monthly Filings		Active Pending		
	Jul 2023	Jul 2024	percent change	Jul 2023	Jul 2024	percent change	Jul 2024		Jul 2023	Jul 2024	percent change	Jul 2023	Jul 2024	Jul 2023	Jul 2024	Jul 2023	Jul 2024	percent change
	to Jul 2023	to Jul 2024		number	percent													
	Jul 2023	Jul 2024	change	Jul 2023	Jul 2024	change	number	percent	Jul 2023	Jul 2024	change	Jul 2023	Jul 2024	Jul 2023	Jul 2024	change	Jul 2023	Jul 2024
Act on Neg Inst	1	0	-100%	0	1		1	100%	0	0	0%	0%	0%	0	0	1	0	-100%
Asbestos	0	0	0%	0	0	0%	0	100%	0	0	0%	0%	0%	0	0	0	0	0%
Assault & Bat	1	0	-100%	0	0	0%	0	100%	3	2	-33%	38%	67%	1,200	2,400	8	3	-63%
Auto - Pers Inj	8	14	75%	18	12	-33%	-2	86%	62	44	-29%	26%	20%	382	249	240	224	-7%
Auto - Property	3	1	-67%	2	2	0%	1	200%	1	1	0%	9%	6%	52	57	11	17	55%
Book Account	9	9	0%	7	6	-14%	-3	67%	5	4	-20%	13%	8%	77	59	40	52	30%
Civil Rights	2	0	-100%	1	0	-100%	0	100%	6	5	-17%	32%	28%	480	600	19	18	-5%
Complex Comm	0	0	0%	0	0	0%	0	100%	1	1	0%	100%	17%	1,200	240	1	6	500%
Condemnation	0	1		0	0	0%	-1	0%	0	0	0%	0%	0%	0	0	0	1	
Construction	0	0	0%	1	1	0%	1	100%	0	1		0%	14%	0	200	4	7	75%
Contract/Comm	10	9	-10%	2	15	650%	6	167%	13	10	-23%	21%	12%	161	108	63	84	33%
Employment	1	1	0%	0	0	0%	-1	0%	0	1		0%	8%	0	120	4	12	200%
Lieu of P. Writ	0	0	0%	2	1	-50%	1	100%	0	0	0%	0%	0%	0	0	1	5	400%
Medical Malprac	0	2		2	0	-100%	-2	0%	10	9	-10%	34%	31%	857	1,543	29	29	0%
Name Change	5	3	-40%	5	2	-60%	-1	67%	0	0	0%	0%	0%	0	0	15	13	-13%
Other Insurance	1	0	-100%	1	1	0%	1	100%	0	3		0%	60%	0	720	6	5	-17%
Other MCL	0	0	0%	0	0	0%	0	100%	0	0	0%	0%	0%	0	0	0	0	0%
Other Track 1	2	5	150%	6	4	-33%	-1	80%	5	5	0%	15%	17%	88	95	34	30	-12%
Other Track 3	2	2	0%	3	4	33%	2	200%	6	10	67%	12%	18%	180	333	50	57	14%
Other Track 4	0	2		0	0	0%	-2	0%	3	5	67%	50%	71%	1,800	3,000	6	7	17%
Personal Injury	10	10	0%	13	7	-46%	-3	70%	34	28	-18%	24%	20%	389	269	141	138	-2%
Prod Liability	1	0	-100%	0	0	0%	0	100%	3	2	-33%	75%	33%	1,800	800	4	6	50%
Prof Malpractic	0	0	0%	0	0	0%	0	100%	2	1	-50%	33%	11%	800	200	6	9	50%
PIP Coverage	0	0	0%	0	0	0%	0	100%	1	0	-100%	33%	0%	400	0	3	0	-100%
Real Property	1	1	0%	1	1	0%	0	100%	4	1	-75%	80%	33%	800	400	5	3	-40%
Tort Other	7	0	-100%	2	0	-100%	0	100%	3	7	133%	11%	23%	109	323	28	31	11%
Toxic Tort	0	0	0%	0	0	0%	0	100%	0	0	0%	0%	0%	0	0	1	1	0%
UM/UM Bod Inj	3	1	-67%	2	3	50%	2	300%	2	4	100%	10%	19%	104	300	20	21	5%
<b>Total</b>	<b>67</b>	<b>61</b>	<b>-9%</b>	<b>68</b>	<b>60</b>	<b>-12%</b>	<b>-1</b>	<b>98%</b>	<b>164</b>	<b>144</b>	<b>-12%</b>	<b>22%</b>	<b>18%</b>	<b>248</b>	<b>213</b>	<b>740</b>	<b>779</b>	<b>5%</b>

**CIVIL BACKLOG SUMMARY BY CASETYPE**

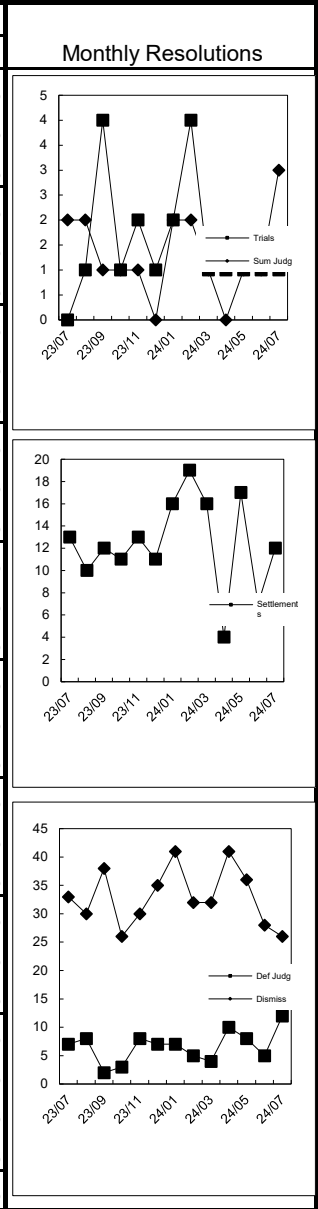
**July 2024**

**CUMBERLAND**

	<b>Cases in Backlog</b>															<b>Total Backlog</b>
	Track 1					Track 2				Track 3			Track 4			
	12 to 18 months	18 to 24 months	24 to 36 months	over 36 months	Total Track 1	18 to 24 months	24 to 36 months	over 36 months	Total Track 2	24 to 36 months	over 36 months	Total Track 3	24 to 36 months	over 36 months	Total Track 4	
Act on Neg Inst	0	0	0	0	0	0	0	0	0	0	0	0	0	0	0	0
Asbestos	0	0	0	0	0	0	0	0	0	0	0	0	0	0	0	0
Assault & Bat	0	0	0	0	0	0	0	0	0	2	0	2	0	0	0	2
Auto - Pers Inj	0	0	0	0	0	19	19	6	44	0	0	0	0	0	0	44
Auto - Property	0	0	0	0	0	0	1	0	1	0	0	0	0	0	0	1
Book Account	2	2	0	0	4	0	0	0	0	0	0	0	0	0	0	4
Civil Rights	0	0	0	0	0	0	0	0	0	3	2	5	0	0	0	5
Complex Comm	0	0	0	0	0	0	0	0	0	0	0	0	0	1	1	1
Condemnation	0	0	0	0	0	0	0	0	0	0	0	0	0	0	0	0
Construction	0	0	0	0	0	0	1	0	1	0	0	0	0	0	0	1
Contract/Comm	0	0	0	0	0	5	5	0	10	0	0	0	0	0	0	10
Employment	0	0	0	0	0	1	0	0	1	0	0	0	0	0	0	1
Lieu of P. Writ	0	0	0	0	0	0	0	0	0	0	0	0	0	0	0	0
Medical Malprac	0	0	0	0	0	0	0	0	0	5	4	9	0	0	0	9
Name Change	0	0	0	0	0	0	0	0	0	0	0	0	0	0	0	0
Other Insurance	2	1	0	0	3	0	0	0	0	0	0	0	0	0	0	3
Other MCL	0	0	0	0	0	0	0	0	0	0	0	0	0	0	0	0
Other Track 1	1	1	1	1	4	0	0	0	0	0	1	1	0	0	0	5
Other Track 3	0	0	0	0	0	0	0	0	0	6	4	10	0	0	0	10
Other Track 4	0	0	0	0	0	0	0	0	0	0	0	0	2	3	5	5
Personal Injury	0	0	0	0	0	11	10	7	28	0	0	0	0	0	0	28
Prod Liability	0	0	0	0	0	0	0	0	0	0	2	2	0	0	0	2
Prof Malpractic	0	0	0	0	0	0	0	0	0	0	1	1	0	0	0	1
PIP Coverage	0	0	0	0	0	0	0	0	0	0	0	0	0	0	0	0
Real Property	0	0	0	0	0	0	0	0	0	0	1	1	0	0	0	1
Tort Other	0	0	0	0	0	3	2	1	6	1	0	1	0	0	0	7
Toxic Tort	0	0	0	0	0	0	0	0	0	0	0	0	0	0	0	0
UM/UIM Bod Inj	0	0	0	0	0	2	2	0	4	0	0	0	0	0	0	4
<b>Total</b>	<b>5</b>	<b>4</b>	<b>1</b>	<b>1</b>	<b>11</b>	<b>41</b>	<b>40</b>	<b>14</b>	<b>95</b>	<b>17</b>	<b>15</b>	<b>32</b>	<b>2</b>	<b>4</b>	<b>6</b>	<b>144</b>

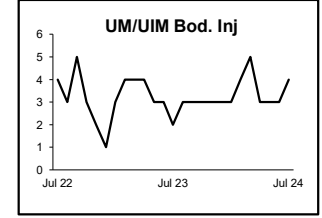
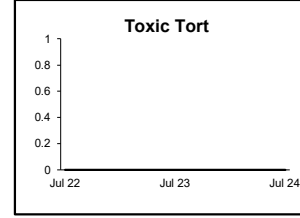
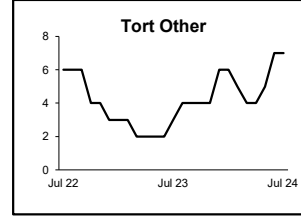
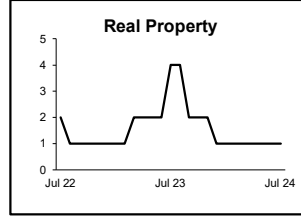
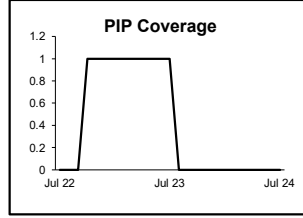
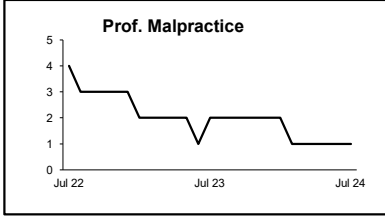
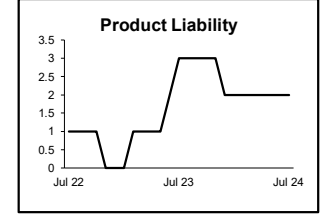
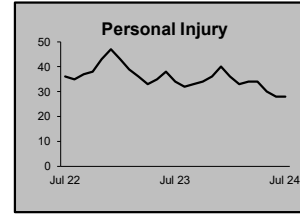
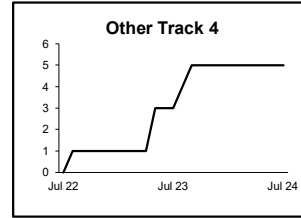
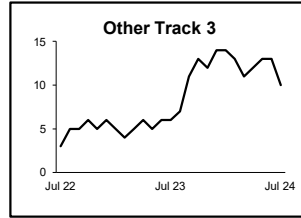
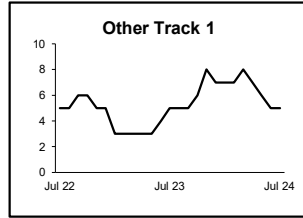

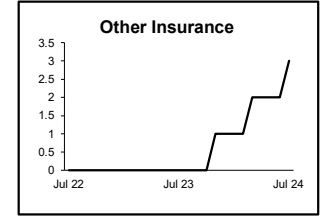
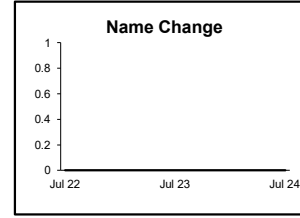
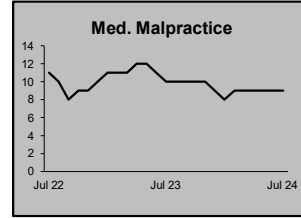
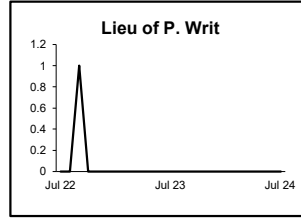
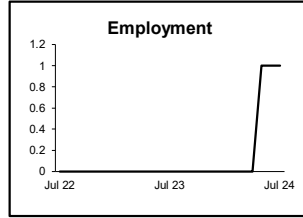
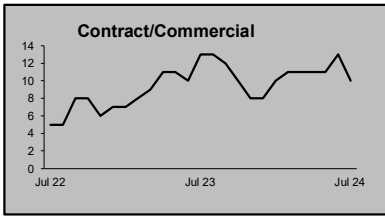
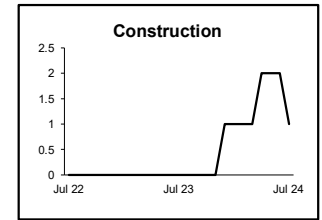
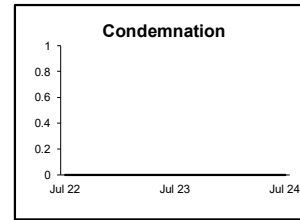
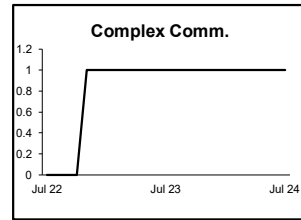
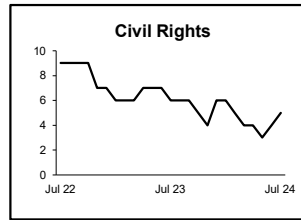
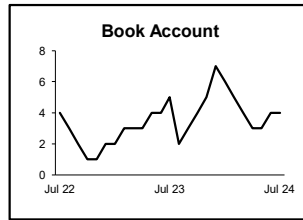
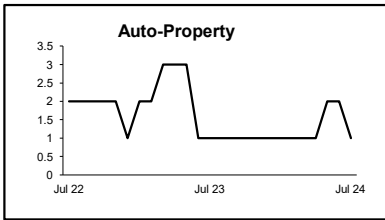
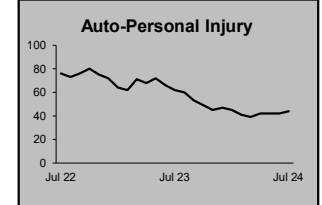
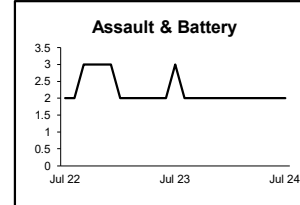
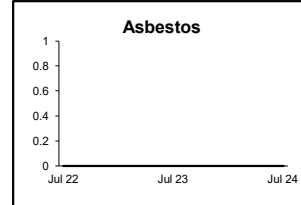

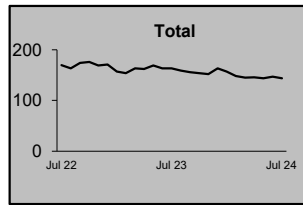
**CIVIL RESOLUTION SUMMARY BY CASETYPE  
JULY 2024  
CUMBERLAND**

	Trial			Summary					Total	Percent resolved by					
	Jury	Nonjury	Total	Judgment	Settlement	Default Judgment	Dismiss	Other		Trial	Sum Jud	Settle	Default J	Dismiss	Other
Act on Neg Inst	0	0	0	0	0	1	0	0	1	0%	0%	0%	100%	0%	0%
Asbestos	0	0	0	0	0	0	0	0	0	0%	0%	0%	0%	0%	0%
Assault & Bat	0	0	0	0	0	0	0	0	0	0%	0%	0%	0%	0%	0%
Auto - Pers Inj	0	0	0	0	3	1	8	0	12	0%	0%	25%	8%	67%	0%
Auto - Property	0	0	0	0	1	1	0	0	2	0%	0%	50%	50%	0%	0%
Book Account	0	0	0	0	1	1	3	1	6	0%	0%	17%	17%	50%	17%
Civil Rights	0	0	0	0	0	0	0	0	0	0%	0%	0%	0%	0%	0%
Complex Commerc	0	0	0	0	0	0	0	0	0	0%	0%	0%	0%	0%	0%
Condemnation	0	0	0	0	0	0	0	0	0	0%	0%	0%	0%	0%	0%
Construction	0	1	1	0	0	0	0	0	1	100%	0%	0%	0%	0%	0%
Contract/Commer	0	0	0	0	2	7	6	0	15	0%	0%	13%	47%	40%	0%
Employment	0	0	0	0	0	0	0	0	0	0%	0%	0%	0%	0%	0%
Lieu of P. Writ	0	0	0	0	0	0	1	0	1	0%	0%	0%	0%	100%	0%
Medical Malprac	0	0	0	0	0	0	0	0	0	0%	0%	0%	0%	0%	0%
Name Change	0	0	0	0	0	0	0	2	2	0%	0%	0%	0%	0%	100%
Other Insurance	0	0	0	0	0	1	0	0	1	0%	0%	0%	100%	0%	0%
Other MCL	0	0	0	0	0	0	0	0	0	0%	0%	0%	0%	0%	0%
Other Track 1	0	0	0	0	0	0	2	2	4	0%	0%	0%	0%	50%	50%
Other Track 3	0	0	0	3	0	0	0	1	4	0%	75%	0%	0%	0%	25%
Other Track 4	0	0	0	0	0	0	0	0	0	0%	0%	0%	0%	0%	0%
Personal Injury	0	0	0	0	3	0	4	0	7	0%	0%	43%	0%	57%	0%
Prod Liability	0	0	0	0	0	0	0	0	0	0%	0%	0%	0%	0%	0%
Prof Malpractic	0	0	0	0	0	0	0	0	0	0%	0%	0%	0%	0%	0%
PIP Coverage	0	0	0	0	0	0	0	0	0	0%	0%	0%	0%	0%	0%
Real Property	0	0	0	0	1	0	0	0	1	0%	0%	100%	0%	0%	0%
Tort Other	0	0	0	0	0	0	0	0	0	0%	0%	0%	0%	0%	0%
Toxic Tort	0	0	0	0	0	0	0	0	0	0%	0%	0%	0%	0%	0%
UM/UIM Bod Inj	0	0	0	0	1	0	2	0	3	0%	0%	33%	0%	67%	0%
<b>Total</b>	<b>0</b>	<b>1</b>	<b>1</b>	<b>3</b>	<b>12</b>	<b>12</b>	<b>26</b>	<b>6</b>	<b>60</b>	<b>2%</b>	<b>5%</b>	<b>20%</b>	<b>20%</b>	<b>43%</b>	<b>10%</b>



**CIVIL BACKLOG BY CASETYPE  
JULY 2024  
CUMBERLAND**

	<b>Total</b>	<b>Backlog</b>	<b>% chg</b>
Jul 22		170	
Jul 23		164	-4%
Jul 24		144	-12%



1) Casetypes with the state's largest backlogs are highlighted.

2) Some Multicounty Litigation (MCL) cases were transferred in November 2014: Atlantic to Bergen = 8,935; Atlantic to Middlesex = 4,070.

**CIVIL CASELOAD SUMMARY BY CASETYPE  
JULY 2024  
ESSEX**

	Filings			Resolutions			Clearance		Backlog			Backlog Percent		Backlog Per 100 Monthly Filings		Active Pending		
	Jul 2023	Jul 2024	percent change	Jul 2023	Jul 2024	percent change	Jul 2024		Jul 2023	Jul 2024	percent change	Jul 2023	Jul 2024	Jul 2023	Jul 2024	Jul 2023	Jul 2024	percent change
	to Jul 2023	to Jul 2024		number	percent													
Act on Neg Inst	0	5		1	1	0%	-4	20%	4	3	-25%	29%	15%	240	144	14	20	43%
Asbestos	0	0	0%	0	0	0%	0	100%	0	0	0%	0%	0%	0	0	0	0	0%
Assault & Bat	0	1		0	1		0	100%	79	474	500%	46%	94%	5,576	31,600	170	506	198%
Auto - Pers Inj	303	324	7%	285	374	31%	50	115%	2,396	1,628	-32%	40%	30%	755	505	5,953	5,348	-10%
Auto - Property	7	21	200%	8	13	63%	-8	62%	17	16	-6%	16%	11%	151	90	106	146	38%
Book Account	51	74	45%	78	60	-23%	-14	81%	76	68	-11%	19%	12%	120	85	390	562	44%
Civil Rights	6	3	-50%	4	6	50%	3	200%	40	51	28%	23%	44%	828	956	172	115	-33%
Complex Comm	4	2	-50%	5	3	-40%	1	150%	50	46	-8%	35%	72%	723	789	142	64	-55%
Condemnation	0	0	0%	0	0	0%	0	100%	1	2	100%	33%	40%	600	1,200	3	5	67%
Construction	5	3	-40%	4	3	-25%	0	100%	102	71	-30%	71%	63%	2,550	2,303	144	112	-22%
Contract/Comm	71	81	14%	59	76	29%	-5	94%	222	234	5%	28%	27%	336	347	797	867	9%
Employment	8	3	-63%	5	1	-80%	-2	33%	19	14	-26%	37%	23%	633	305	51	61	20%
Lieu of P. Writ	4	1	-75%	0	8		7	800%	21	20	-5%	40%	36%	969	828	52	56	8%
Medical Malprac	7	8	14%	7	11	57%	3	138%	242	184	-24%	58%	52%	2,461	1,903	415	352	-15%
Name Change	18	37	106%	20	16	-20%	-21	43%	5	2	-60%	8%	2%	23	8	64	91	42%
Other Insurance	3	6	100%	8	5	-38%	-1	83%	33	22	-33%	50%	39%	776	539	66	56	-15%
Other MCL	0	0	0%	0	0	0%	0	100%	0	0	0%	0%	0%	0	0	0	0	0%
Other Track 1	25	41	64%	16	31	94%	-10	76%	153	99	-35%	39%	29%	470	274	391	338	-14%
Other Track 3	15	16	7%	15	23	53%	7	144%	162	127	-22%	39%	31%	872	615	419	416	-1%
Other Track 4	4	2	-50%	2	2	0%	0	100%	42	36	-14%	48%	60%	1,527	1,108	87	60	-31%
Personal Injury	116	148	28%	115	150	30%	2	101%	1,097	975	-11%	38%	37%	811	746	2,875	2,647	-8%
Prod Liability	2	3	50%	5	2	-60%	-1	67%	25	15	-40%	53%	34%	1,500	643	47	44	-6%
Prof Malpractic	8	5	-38%	4	4	0%	-1	80%	64	49	-23%	50%	46%	1,670	1,547	129	106	-18%
PIP Coverage	0	4		1	3	200%	-1	75%	8	3	-63%	42%	25%	480	150	19	12	-37%
Real Property	5	2	-60%	4	4	0%	2	200%	19	14	-26%	48%	33%	671	365	40	42	5%
Tort Other	13	17	31%	16	16	0%	-1	94%	169	111	-34%	46%	39%	989	637	369	286	-22%
Toxic Tort	0	0	0%	0	0	0%	0	100%	8	2	-75%	73%	33%	3,200	800	11	6	-45%
UM/UIM Bod Inj	14	14	0%	10	13	30%	-1	93%	72	66	-8%	32%	28%	524	400	226	240	6%
<b>Total</b>	<b>689</b>	<b>821</b>	<b>19%</b>	<b>672</b>	<b>826</b>	<b>23%</b>	<b>5</b>	<b>101%</b>	<b>5,126</b>	<b>4,332</b>	<b>-15%</b>	<b>39%</b>	<b>34%</b>	<b>685</b>	<b>549</b>	<b>13,152</b>	<b>12,558</b>	<b>-5%</b>

**CIVIL BACKLOG SUMMARY BY CASETYPE**

**July 2024**

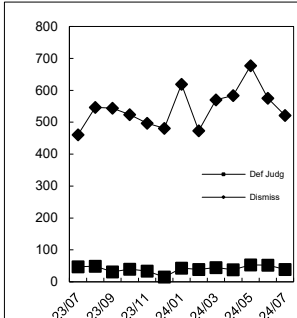
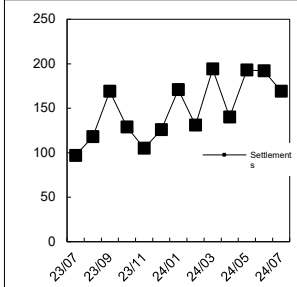
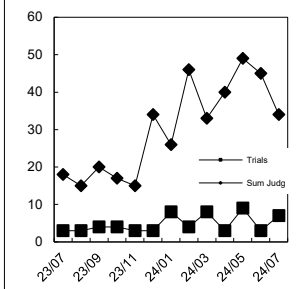
**ESSEX**

	<b>Cases in Backlog</b>															<b>Total Backlog</b>
	Track 1					Track 2				Track 3			Track 4			
	12 to 18 months	18 to 24 months	24 to 36 months	over 36 months	Total Track 1	18 to 24 months	24 to 36 months	over 36 months	Total Track 2	24 to 36 months	over 36 months	Total Track 3	24 to 36 months	over 36 months	Total Track 4	
Act on Neg Inst	0	1	1	1	3	0	0	0	0	0	0	0	0	0	0	3
Asbestos	0	0	0	0	0	0	0	0	0	0	0	0	0	0	0	0
Assault & Bat	0	0	0	0	0	0	0	0	0	281	193	474	0	0	0	474
Auto - Pers Inj	0	0	0	0	0	598	579	451	1,628	0	0	0	0	0	0	1,628
Auto - Property	0	0	0	0	0	8	6	2	16	0	0	0	0	0	0	16
Book Account	34	18	10	6	68	0	0	0	0	0	0	0	0	0	0	68
Civil Rights	0	0	0	0	0	0	0	0	0	30	21	51	0	0	0	51
Complex Comm	0	0	0	0	0	0	0	0	0	0	0	0	11	35	46	46
Condemnation	0	0	0	0	0	0	0	0	0	1	1	2	0	0	0	2
Construction	0	0	0	0	0	6	11	54	71	0	0	0	0	0	0	71
Contract/Comm	0	0	0	0	0	59	108	67	234	0	0	0	0	0	0	234
Employment	0	0	0	0	0	4	6	4	14	0	0	0	0	0	0	14
Lieu of P. Writ	0	0	0	0	0	0	0	0	0	0	0	0	8	12	20	20
Medical Malprac	0	0	0	0	0	0	0	0	0	58	126	184	0	0	0	184
Name Change	2	0	0	0	2	0	0	0	0	0	0	0	0	0	0	2
Other Insurance	6	5	4	7	22	0	0	0	0	0	0	0	0	0	0	22
Other MCL	0	0	0	0	0	0	0	0	0	0	0	0	0	0	0	0
Other Track 1	38	23	8	14	83	2	4	6	12	0	4	4	0	0	0	99
Other Track 3	0	0	0	0	0	0	0	0	0	52	75	127	0	0	0	127
Other Track 4	0	0	0	0	0	0	1	0	1	0	0	0	7	28	35	36
Personal Injury	0	0	0	0	0	345	363	267	975	0	0	0	0	0	0	975
Prod Liability	0	0	0	0	0	0	0	0	0	5	10	15	0	0	0	15
Prof Malpractic	0	0	0	0	0	0	0	0	0	19	30	49	0	0	0	49
PIP Coverage	0	2	1	0	3	0	0	0	0	0	0	0	0	0	0	3
Real Property	6	3	2	3	14	0	0	0	0	0	0	0	0	0	0	14
Tort Other	0	0	0	0	0	27	45	39	111	0	0	0	0	0	0	111
Toxic Tort	0	0	0	0	0	0	0	0	0	0	2	2	0	0	0	2
UM/UIM Bod Inj	0	0	0	0	0	27	21	18	66	0	0	0	0	0	0	66
<b>Total</b>	<b>86</b>	<b>52</b>	<b>26</b>	<b>31</b>	<b>195</b>	<b>1,076</b>	<b>1,144</b>	<b>908</b>	<b>3,128</b>	<b>446</b>	<b>462</b>	<b>908</b>	<b>26</b>	<b>75</b>	<b>101</b>	<b>4,332</b>

**CIVIL RESOLUTION SUMMARY BY CASETYPE  
JULY 2024  
ESSEX**

	Trial			Summary					Total	Percent resolved by					
	Jury	Nonjury	Total	Judgment	Settlement	Default Judgment	Dismiss	Other		Trial	Sum Jud	Settle	Default J	Dismiss	Other
Act on Neg Inst	0	0	0	0	0	1	0	0	1	0%	0%	0%	100%	0%	0%
Asbestos	0	0	0	0	0	0	0	0	0	0%	0%	0%	0%	0%	0%
Assault & Bat	0	0	0	0	0	0	1	0	1	0%	0%	0%	0%	100%	0%
Auto - Pers Inj	1	1	2	6	82	2	269	13	374	1%	2%	22%	1%	72%	3%
Auto - Property	0	0	0	2	1	6	4	0	13	0%	15%	8%	46%	31%	0%
Book Account	0	2	2	7	12	15	23	1	60	3%	12%	20%	25%	38%	2%
Civil Rights	0	0	0	0	1	0	4	1	6	0%	0%	17%	0%	67%	17%
Complex Commerc	0	0	0	0	0	0	2	1	3	0%	0%	0%	0%	67%	33%
Condemnation	0	0	0	0	0	0	0	0	0	0%	0%	0%	0%	0%	0%
Construction	0	0	0	0	2	0	1	0	3	0%	0%	67%	0%	33%	0%
Contract/Commer	0	0	0	7	17	11	35	6	76	0%	9%	22%	14%	46%	8%
Employment	0	0	0	0	1	0	0	0	1	0%	0%	100%	0%	0%	0%
Lieu of P. Writ	0	0	0	0	0	0	8	0	8	0%	0%	0%	0%	100%	0%
Medical Malprac	0	0	0	1	4	0	5	1	11	0%	9%	36%	0%	45%	9%
Name Change	0	0	0	0	0	0	1	15	16	0%	0%	0%	0%	6%	94%
Other Insurance	0	0	0	0	2	0	3	0	5	0%	0%	40%	0%	60%	0%
Other MCL	0	0	0	0	0	0	0	0	0	0%	0%	0%	0%	0%	0%
Other Track 1	0	0	0	6	7	1	17	0	31	0%	19%	23%	3%	55%	0%
Other Track 3	1	0	1	0	5	0	13	4	23	4%	0%	22%	0%	57%	17%
Other Track 4	0	0	0	0	0	0	2	0	2	0%	0%	0%	0%	100%	0%
Personal Injury	2	0	2	4	30	2	101	11	150	1%	3%	20%	1%	67%	7%
Prod Liability	0	0	0	0	0	0	1	1	2	0%	0%	0%	0%	50%	50%
Prof Malpractic	0	0	0	0	0	0	4	0	4	0%	0%	0%	0%	100%	0%
PIP Coverage	0	0	0	0	0	0	3	0	3	0%	0%	0%	0%	100%	0%
Real Property	0	0	0	1	0	0	3	0	4	0%	25%	0%	0%	75%	0%
Tort Other	0	0	0	0	4	1	10	1	16	0%	0%	25%	6%	63%	6%
Toxic Tort	0	0	0	0	0	0	0	0	0	0%	0%	0%	0%	0%	0%
UM/UM Bod Inj	0	0	0	0	1	0	11	1	13	0%	0%	8%	0%	85%	8%
<b>Total</b>	<b>4</b>	<b>3</b>	<b>7</b>	<b>34</b>	<b>169</b>	<b>39</b>	<b>521</b>	<b>56</b>	<b>826</b>	<b>1%</b>	<b>4%</b>	<b>20%</b>	<b>5%</b>	<b>63%</b>	<b>7%</b>

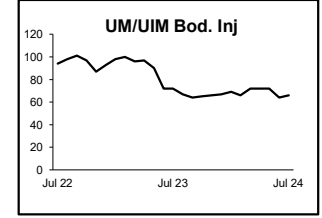
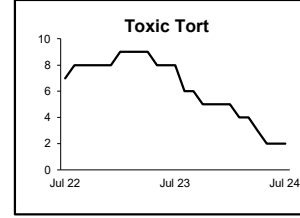
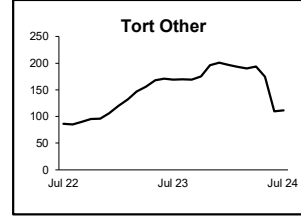
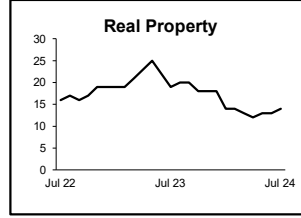
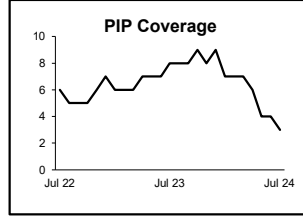
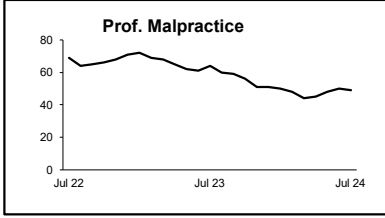
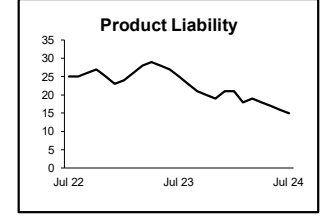
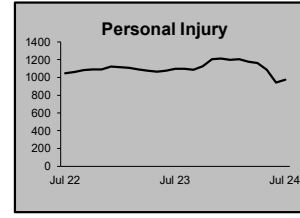
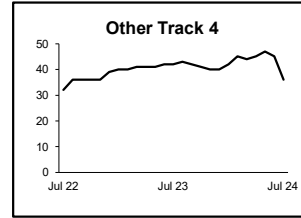
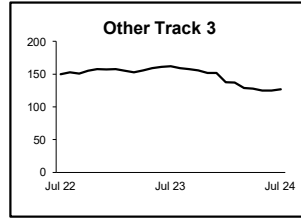
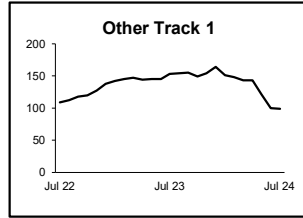

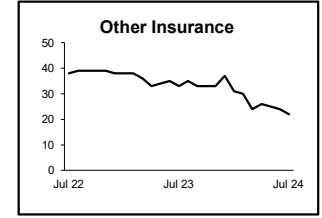
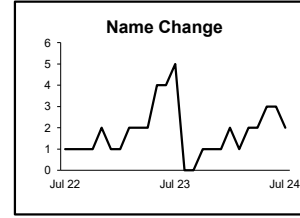
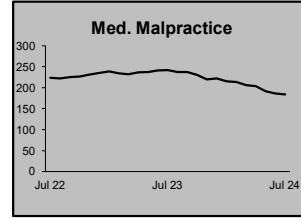
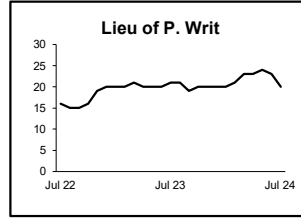
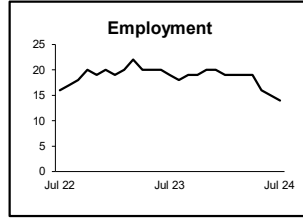
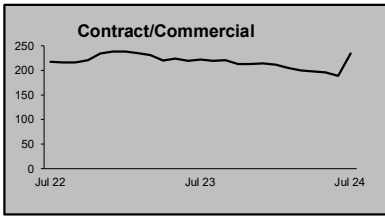
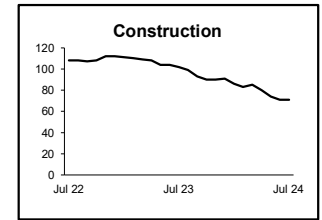
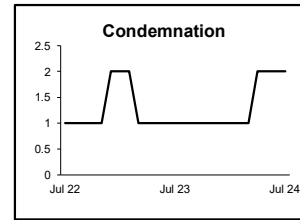
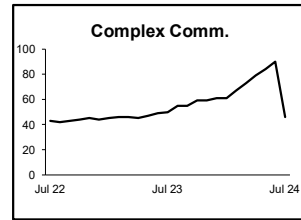
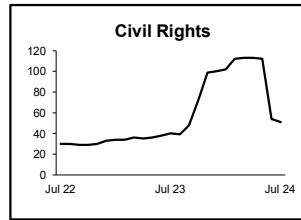
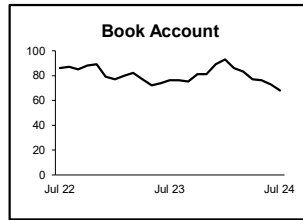
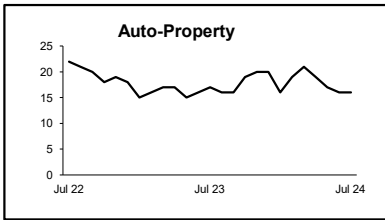
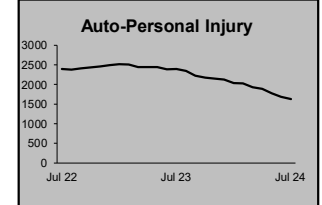
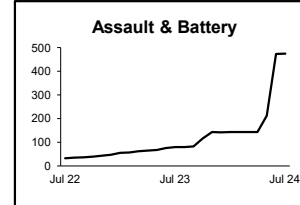
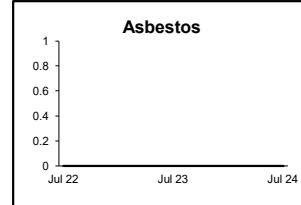
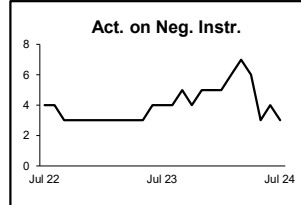
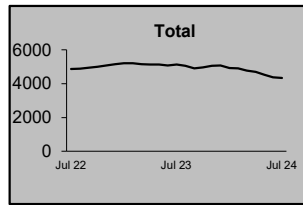
Monthly Resolutions





**CIVIL BACKLOG BY CASETYPE  
JULY 2024  
ESSEX**

	<b>Total</b>	<b>Backlog</b>	<b>% chg</b>
Jul 22		4,872	
Jul 23		5,126	5%
Jul 24		4,332	-15%



1) Casetypes with the state's largest backlogs are highlighted.

2) Some Multicounty Litigation (MCL) cases were transferred in November 2014: Atlantic to Bergen = 8,935; Atlantic to Middlesex = 4,070.

**CIVIL CASELOAD SUMMARY BY CASETYPE  
JULY 2024  
GLOUCESTER**

	Filings			Resolutions			Clearance		Backlog			Backlog Percent		Backlog Per 100 Monthly Filings		Active Pending			
	Jul 2023	Jul 2024	percent change	Jul 2023	Jul 2024	percent change	Jul 2024		Jul 2023	Jul 2024	percent change	Jul 2023	Jul 2024	Jul 2023	Jul 2024	percent change	Jul 2023	Jul 2024	percent change
	to Jul 2023	to Jul 2024		to Jul 2023	to Jul 2024		number	percent											
Act on Neg Inst	2	1	-50%	0	0	0%	-1	0%	1	0	-100%	20%	0%	240	0	5	3	-40%	
Asbestos	0	0	0%	0	0	0%	0	100%	0	0	0%	0%	0%	0	0	0	0	0%	
Assault & Bat	0	0	0%	0	0	0%	0	100%	0	2		0%	29%	0	480	4	7	75%	
Auto - Pers Inj	34	30	-12%	35	34	-3%	4	113%	93	76	-18%	21%	20%	299	259	436	382	-12%	
Auto - Property	2	2	0%	1	4	300%	2	200%	0	0	0%	0%	0%	0	0	19	28	47%	
Book Account	19	19	0%	10	16	60%	-3	84%	4	7	75%	5%	6%	26	41	83	119	43%	
Civil Rights	1	1	0%	0	3		2	300%	2	3	50%	17%	17%	267	171	12	18	50%	
Complex Comm	0	0	0%	0	0	0%	0	100%	3	3	0%	50%	43%	1,200	600	6	7	17%	
Condemnation	0	0	0%	0	2		2	100%	0	0	0%	0%	0%	0	0	0	1		
Construction	0	0	0%	0	1		1	100%	4	2	-50%	36%	25%	533	267	11	8	-27%	
Contract/Comm	15	20	33%	21	14	-33%	-6	70%	18	16	-11%	12%	8%	102	76	149	193	30%	
Employment	1	2	100%	0	1		-1	50%	3	1	-67%	38%	11%	400	120	8	9	13%	
Lieu of P. Writ	0	1		2	5	150%	4	500%	0	1		0%	6%	0	67	15	16	7%	
Medical Malprac	2	1	-50%	0	0	0%	-1	0%	25	25	0%	42%	43%	1,111	1,034	59	58	-2%	
Name Change	6	14	133%	5	15	200%	1	107%	0	0	0%	0%	0%	0	0	13	35	169%	
Other Insurance	0	0	0%	0	1		1	100%	4	3	-25%	57%	43%	800	450	7	7	0%	
Other MCL	0	0	0%	0	0	0%	0	100%	0	0	0%	0%	0%	0	0	0	0	0%	
Other Track 1	8	21	163%	9	15	67%	-6	71%	12	12	0%	14%	14%	123	112	85	84	-1%	
Other Track 3	4	7	75%	4	2	-50%	-5	29%	16	12	-25%	19%	12%	243	162	84	97	15%	
Other Track 4	0	0	0%	0	0	0%	0	100%	15	7	-53%	75%	54%	2,571	2,100	20	13	-35%	
Personal Injury	17	15	-12%	12	16	33%	1	107%	52	47	-10%	19%	17%	257	240	281	277	-1%	
Prod Liability	2	0	-100%	0	0	0%	0	100%	2	3	50%	20%	30%	400	600	10	10	0%	
Prof Malpractic	4	0	-100%	0	2		2	100%	12	4	-67%	39%	27%	960	1,600	31	15	-52%	
PIP Coverage	0	1		0	0	0%	-1	0%	0	1		0%	33%	0	400	1	3	200%	
Real Property	1	4	300%	0	1		-3	25%	3	1	-67%	30%	8%	360	86	10	12	20%	
Tort Other	3	2	-33%	5	3	-40%	1	150%	16	9	-44%	39%	26%	533	327	41	34	-17%	
Toxic Tort	0	0	0%	0	0	0%	0	100%	0	0	0%	0%	0%	0	0	0	0	0%	
UM/UIM Bod Inj	2	4	100%	5	2	-60%	-2	50%	9	7	-22%	20%	16%	284	290	46	43	-7%	
<b>Total</b>	<b>123</b>	<b>145</b>	<b>18%</b>	<b>109</b>	<b>137</b>	<b>26%</b>	<b>-8</b>	<b>94%</b>	<b>294</b>	<b>242</b>	<b>-18%</b>	<b>20%</b>	<b>16%</b>	<b>229</b>	<b>178</b>	<b>1,436</b>	<b>1,479</b>	<b>3%</b>	

**CIVIL BACKLOG SUMMARY BY CASETYPE**

**July 2024**

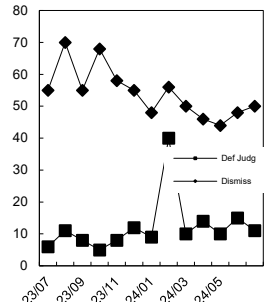
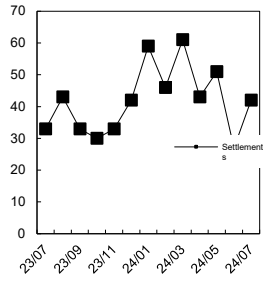
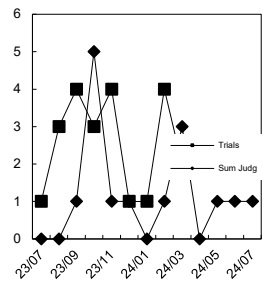
**GLOUCESTER**

	<b>Cases in Backlog</b>															<b>Total Backlog</b>
	Track 1					Track 2				Track 3			Track 4			
	12 to 18 months	18 to 24 months	24 to 36 months	over 36 months	Total Track 1	18 to 24 months	24 to 36 months	over 36 months	Total Track 2	24 to 36 months	over 36 months	Total Track 3	24 to 36 months	over 36 months	Total Track 4	
Act on Neg Inst	0	0	0	0	0	0	0	0	0	0	0	0	0	0	0	0
Asbestos	0	0	0	0	0	0	0	0	0	0	0	0	0	0	0	0
Assault & Bat	0	0	0	0	0	0	0	0	0	2	0	2	0	0	0	2
Auto - Pers Inj	0	0	0	0	0	44	21	11	76	0	0	0	0	0	0	76
Auto - Property	0	0	0	0	0	0	0	0	0	0	0	0	0	0	0	0
Book Account	6	1	0	0	7	0	0	0	0	0	0	0	0	0	0	7
Civil Rights	0	0	0	0	0	0	0	0	0	3	0	3	0	0	0	3
Complex Comm	0	0	0	0	0	0	0	0	0	0	0	0	0	3	3	3
Condemnation	0	0	0	0	0	0	0	0	0	0	0	0	0	0	0	0
Construction	0	0	0	0	0	0	1	1	2	0	0	0	0	0	0	2
Contract/Comm	0	0	0	0	0	10	4	2	16	0	0	0	0	0	0	16
Employment	0	0	0	0	0	1	0	0	1	0	0	0	0	0	0	1
Lieu of P. Writ	0	0	0	0	0	0	0	0	0	0	0	0	1	0	1	1
Medical Malprac	0	0	0	0	0	0	0	0	0	11	14	25	0	0	0	25
Name Change	0	0	0	0	0	0	0	0	0	0	0	0	0	0	0	0
Other Insurance	1	0	1	1	3	0	0	0	0	0	0	0	0	0	0	3
Other MCL	0	0	0	0	0	0	0	0	0	0	0	0	0	0	0	0
Other Track 1	8	1	0	1	10	1	0	0	1	0	1	1	0	0	0	12
Other Track 3	0	0	0	0	0	0	0	0	0	8	4	12	0	0	0	12
Other Track 4	0	0	0	0	0	0	0	0	0	0	0	0	0	7	7	7
Personal Injury	0	0	0	0	0	28	13	5	46	1	0	1	0	0	0	47
Prod Liability	0	0	0	0	0	0	0	0	0	3	0	3	0	0	0	3
Prof Malpractic	0	0	0	0	0	0	0	0	0	2	2	4	0	0	0	4
PIP Coverage	0	1	0	0	1	0	0	0	0	0	0	0	0	0	0	1
Real Property	0	0	0	1	1	0	0	0	0	0	0	0	0	0	0	1
Tort Other	0	0	0	0	0	5	2	2	9	0	0	0	0	0	0	9
Toxic Tort	0	0	0	0	0	0	0	0	0	0	0	0	0	0	0	0
UM/UIM Bod Inj	0	0	0	0	0	4	2	1	7	0	0	0	0	0	0	7
<b>Total</b>	<b>15</b>	<b>3</b>	<b>1</b>	<b>3</b>	<b>22</b>	<b>93</b>	<b>43</b>	<b>22</b>	<b>158</b>	<b>30</b>	<b>21</b>	<b>51</b>	<b>1</b>	<b>10</b>	<b>11</b>	<b>242</b>

**CIVIL RESOLUTION SUMMARY BY CASETYPE  
JULY 2024  
GLOUCESTER**

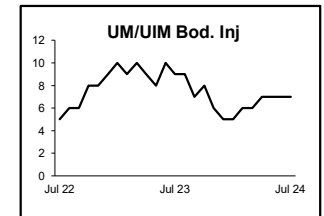
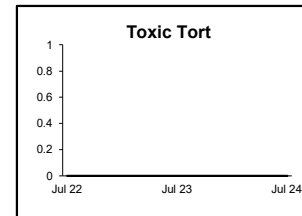
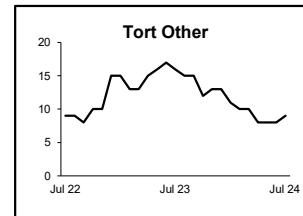
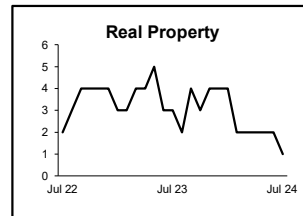
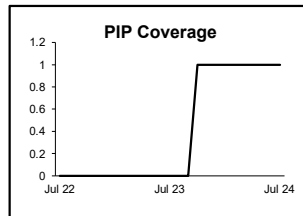
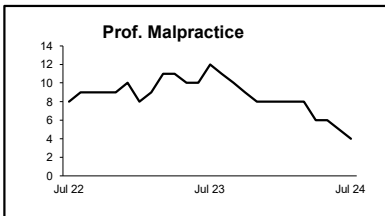
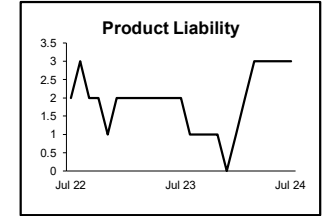
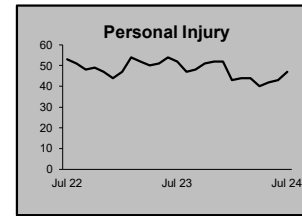
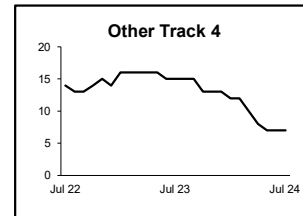
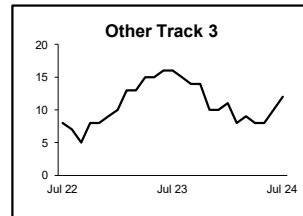
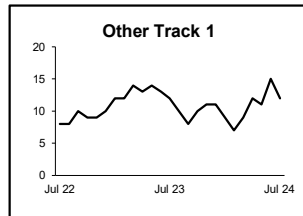
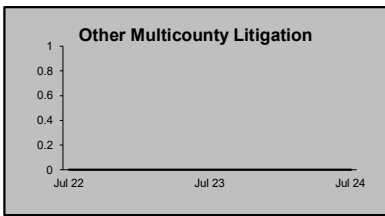
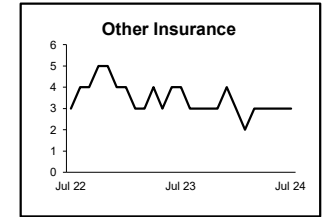
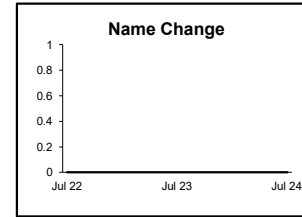
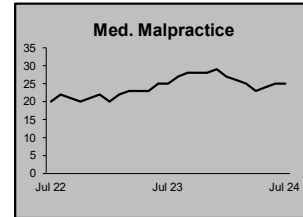
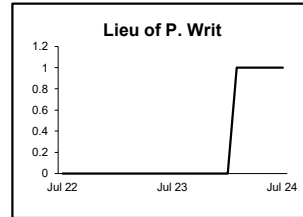
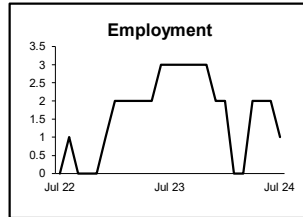
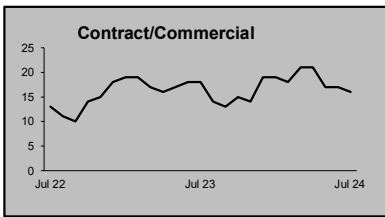
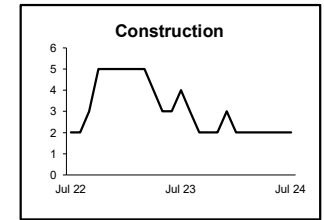
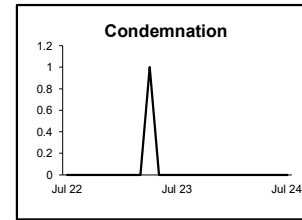
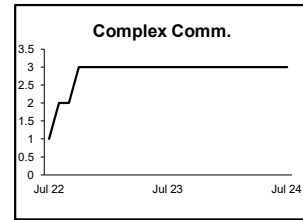
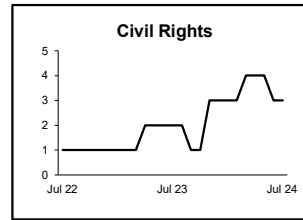
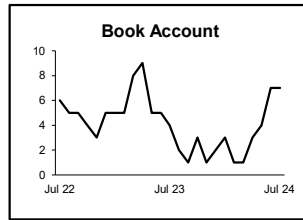
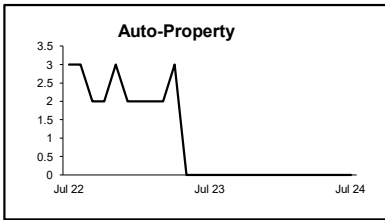
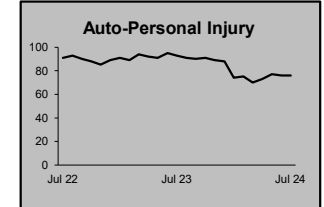
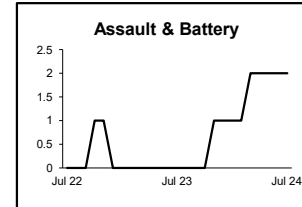
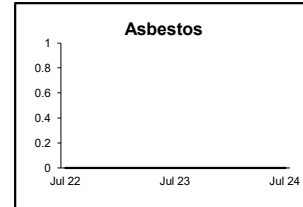
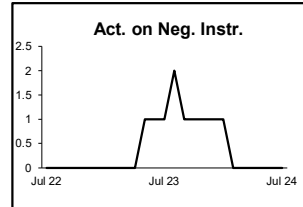
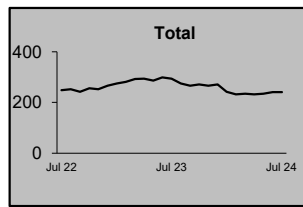
	Trial			Summary					Total	Percent resolved by						Monthly Resolutions
	Jury	Nonjury	Total	Judgment	Settlement	Default Judgment	Dismiss	Other		Trial	Sum Jud	Settle	Default J	Dismiss	Other	
Act on Neg Inst	0	0	0	0	0	0	0	0	0	0%	0%	0%	0%	0%	0%	
Asbestos	0	0	0	0	0	0	0	0	0	0%	0%	0%	0%	0%	0%	
Assault & Bat	0	0	0	0	0	0	0	0	0	0%	0%	0%	0%	0%	0%	
Auto - Pers Inj	1	0	1	0	17	0	14	2	34	3%	0%	50%	0%	41%	6%	
Auto - Property	0	0	0	0	0	2	2	0	4	0%	0%	0%	50%	50%	0%	
Book Account	0	1	1	0	6	5	4	0	16	6%	0%	38%	31%	25%	0%	
Civil Rights	0	0	0	0	0	0	2	1	3	0%	0%	0%	0%	67%	33%	
Complex Commerc	0	0	0	0	0	0	0	0	0	0%	0%	0%	0%	0%	0%	
Condemnation	0	0	0	0	0	0	0	2	2	0%	0%	0%	0%	0%	100%	
Construction	0	0	0	0	0	0	1	0	1	0%	0%	0%	0%	100%	0%	
Contract/Commer	0	0	0	0	4	3	6	1	14	0%	0%	29%	21%	43%	7%	
Employment	0	0	0	1	0	0	0	0	1	0%	100%	0%	0%	0%	0%	
Lieu of P. Writ	0	0	0	0	0	0	3	2	5	0%	0%	0%	0%	60%	40%	
Medical Malprac	0	0	0	0	0	0	0	0	0	0%	0%	0%	0%	0%	0%	
Name Change	0	0	0	0	0	0	0	15	15	0%	0%	0%	0%	0%	100%	
Other Insurance	0	0	0	0	0	1	0	0	1	0%	0%	0%	100%	0%	0%	
Other MCL	0	0	0	0	0	0	0	0	0	0%	0%	0%	0%	0%	0%	
Other Track 1	0	0	0	0	5	0	6	4	15	0%	0%	33%	0%	40%	27%	
Other Track 3	0	0	0	0	2	0	0	0	2	0%	0%	100%	0%	0%	0%	
Other Track 4	0	0	0	0	0	0	0	0	0	0%	0%	0%	0%	0%	0%	
Personal Injury	0	0	0	0	4	0	8	4	16	0%	0%	25%	0%	50%	25%	
Prod Liability	0	0	0	0	0	0	0	0	0	0%	0%	0%	0%	0%	0%	
Prof Malpractic	0	0	0	0	1	0	1	0	2	0%	0%	50%	0%	50%	0%	
PIP Coverage	0	0	0	0	0	0	0	0	0	0%	0%	0%	0%	0%	0%	
Real Property	0	0	0	0	1	0	0	0	1	0%	0%	100%	0%	0%	0%	
Tort Other	0	0	0	0	1	0	2	0	3	0%	0%	33%	0%	67%	0%	
Toxic Tort	0	0	0	0	0	0	0	0	0	0%	0%	0%	0%	0%	0%	
UM/UIM Bod Inj	0	0	0	0	1	0	1	0	2	0%	0%	50%	0%	50%	0%	
<b>Total</b>	<b>1</b>	<b>1</b>	<b>2</b>	<b>1</b>	<b>42</b>	<b>11</b>	<b>50</b>	<b>31</b>	<b>137</b>	<b>1%</b>	<b>1%</b>	<b>31%</b>	<b>8%</b>	<b>36%</b>	<b>23%</b>	

Monthly Resolutions



**CIVIL BACKLOG BY CASETYPE  
JULY 2024  
GLOUCESTER**

	<b>Total Backlog</b>	<b>% chg</b>
Jul 22	249	
Jul 23	294	18%
Jul 24	242	-18%



1) Casetypes with the state's largest backlogs are highlighted.

2) Some Multicounty Litigation (MCL) cases were transferred in November 2014: Atlantic to Bergen = 8,935; Atlantic to Middlesex = 4,070.

**CIVIL CASELOAD SUMMARY BY CASETYPE**  
**JULY 2024**  
**HUDSON**

	Filings			Resolutions			Clearance		Backlog			Backlog Percent		Backlog Per 100 Monthly Filings		Active Pending			
	Jul 2023	Jul 2024	percent change	Jul 2023	Jul 2024	percent change	Jul 2024		Jul 2023	Jul 2024	percent change	Jul 2023	Jul 2024	Jul 2023	Jul 2024	percent change	Jul 2023	Jul 2024	percent change
	to Jul 2023	to Jul 2024		to Jul 2023	to Jul 2024		number	percent											
Act on Neg Inst	2	2	0%	0	1		-1	50%	0	1		0%	13%	0	120	4	8	100%	
Asbestos	0	0	0%	0	0	0%	0	100%	0	0	0%	0%	0%	0	0	0	0	0%	
Assault & Bat	0	1		3	1	-67%	0	100%	13	20	54%	36%	57%	1,560	1,600	36	35	-3%	
Auto - Pers Inj	124	154	24%	166	151	-9%	-3	98%	615	375	-39%	27%	18%	414	252	2,260	2,065	-9%	
Auto - Property	5	12	140%	3	4	33%	-8	33%	4	3	-25%	7%	5%	60	46	60	59	-2%	
Book Account	30	43	43%	25	42	68%	-1	98%	43	26	-40%	17%	8%	116	55	247	335	36%	
Civil Rights	0	3		1	1	0%	-2	33%	5	7	40%	31%	25%	462	350	16	28	75%	
Complex Comm	1	1	0%	1	2	100%	1	200%	11	16	45%	28%	34%	330	914	40	47	18%	
Condemnation	2	1	-50%	1	0	-100%	-1	0%	5	7	40%	25%	10%	600	100	20	73	265%	
Construction	3	3	0%	1	2	100%	-1	67%	9	11	22%	26%	26%	338	413	35	43	23%	
Contract/Comm	50	69	38%	37	57	54%	-12	83%	103	78	-24%	19%	14%	198	137	541	572	6%	
Employment	0	1		0	2		1	200%	8	1	-88%	57%	6%	738	55	14	16	14%	
Lieu of P. Writ	2	3	50%	1	4	300%	1	133%	32	46	44%	39%	48%	873	1,380	83	95	14%	
Medical Malprac	5	7	40%	3	2	-33%	-5	29%	48	47	-2%	42%	41%	1,371	1,410	113	114	1%	
Name Change	33	28	-15%	27	27	0%	-1	96%	0	0	0%	0%	0%	0	0	46	45	-2%	
Other Insurance	2	3	50%	2	1	-50%	-2	33%	9	7	-22%	30%	27%	327	323	30	26	-13%	
Other MCL	0	0	0%	0	0	0%	0	100%	0	0	0%	0%	0%	0	0	0	0	0%	
Other Track 1	11	17	55%	20	16	-20%	-1	94%	46	40	-13%	34%	26%	268	214	134	155	16%	
Other Track 3	21	11	-48%	19	15	-21%	4	136%	53	33	-38%	28%	19%	400	289	190	171	-10%	
Other Track 4	2	1	-50%	1	2	100%	1	200%	21	18	-14%	64%	51%	2,291	1,080	33	35	6%	
Personal Injury	66	64	-3%	46	59	28%	-5	92%	330	258	-22%	31%	25%	563	440	1,074	1,036	-4%	
Prod Liability	1	1	0%	0	1		0	100%	4	7	75%	20%	54%	436	1,680	20	13	-35%	
Prof Malpractic	2	2	0%	2	0	-100%	-2	0%	30	18	-40%	63%	38%	2,250	939	48	47	-2%	
PIP Coverage	2	2	0%	0	2		0	100%	1	2	100%	10%	20%	80	185	10	10	0%	
Real Property	1	1	0%	2	4	100%	3	400%	7	8	14%	23%	42%	233	343	30	19	-37%	
Tort Other	13	21	62%	9	15	67%	-6	71%	60	34	-43%	32%	22%	450	304	185	153	-17%	
Toxic Tort	0	1		0	0	0%	-1	0%	0	2		0%	100%	0	2,400	2	2	0%	
UM/UIM Bod Inj	6	7	17%	5	4	-20%	-3	57%	28	13	-54%	31%	19%	487	252	91	69	-24%	
<b>Total</b>	<b>384</b>	<b>459</b>	<b>20%</b>	<b>375</b>	<b>415</b>	<b>11%</b>	<b>-44</b>	<b>90%</b>	<b>1,485</b>	<b>1,078</b>	<b>-27%</b>	<b>28%</b>	<b>20%</b>	<b>370</b>	<b>257</b>	<b>5,362</b>	<b>5,271</b>	<b>-2%</b>	

**CIVIL BACKLOG SUMMARY BY CASETYPE**

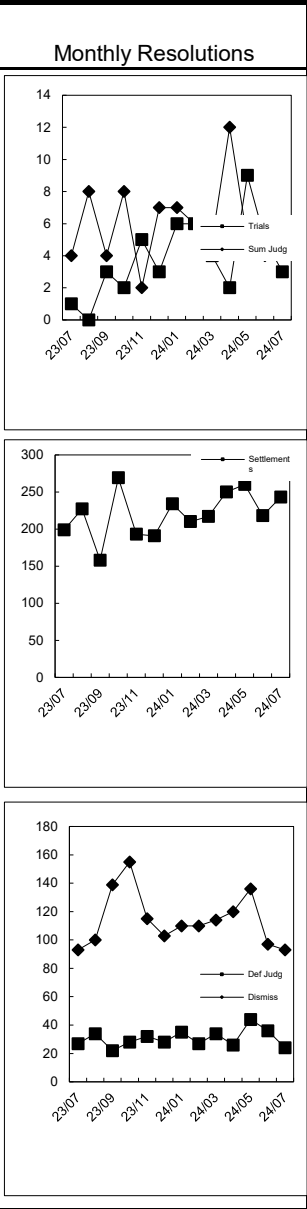
**July 2024**

**HUDSON**

	<b>Cases in Backlog</b>															<b>Total Backlog</b>
	Track 1					Track 2				Track 3			Track 4			
	12 to 18 months	18 to 24 months	24 to 36 months	over 36 months	Total Track 1	18 to 24 months	24 to 36 months	over 36 months	Total Track 2	24 to 36 months	over 36 months	Total Track 3	24 to 36 months	over 36 months	Total Track 4	
Act on Neg Inst	1	0	0	0	1	0	0	0	0	0	0	0	0	0	0	1
Asbestos	0	0	0	0	0	0	0	0	0	0	0	0	0	0	0	0
Assault & Bat	0	0	0	0	0	0	1	0	1	14	5	19	0	0	0	20
Auto - Pers Inj	0	0	0	0	0	201	128	46	375	0	0	0	0	0	0	375
Auto - Property	0	0	0	0	0	2	1	0	3	0	0	0	0	0	0	3
Book Account	14	3	5	3	25	0	0	0	0	0	0	0	1	0	1	26
Civil Rights	0	0	0	0	0	0	2	0	2	3	2	5	0	0	0	7
Complex Comm	0	0	0	0	0	0	0	0	0	1	0	1	5	10	15	16
Condemnation	0	0	0	0	0	0	0	0	0	5	2	7	0	0	0	7
Construction	0	0	0	0	0	5	3	3	11	0	0	0	0	0	0	11
Contract/Comm	1	0	0	0	1	32	27	18	77	0	0	0	0	0	0	78
Employment	0	0	0	0	0	0	0	1	1	0	0	0	0	0	0	1
Lieu of P. Writ	0	0	0	0	0	0	0	0	0	0	0	0	14	32	46	46
Medical Malprac	0	0	0	0	0	0	0	0	0	23	24	47	0	0	0	47
Name Change	0	0	0	0	0	0	0	0	0	0	0	0	0	0	0	0
Other Insurance	3	1	1	2	7	0	0	0	0	0	0	0	0	0	0	7
Other MCL	0	0	0	0	0	0	0	0	0	0	0	0	0	0	0	0
Other Track 1	16	6	6	11	39	1	0	0	1	0	0	0	0	0	0	40
Other Track 3	0	0	0	0	0	0	0	0	0	14	19	33	0	0	0	33
Other Track 4	0	0	0	0	0	0	0	0	0	0	0	0	5	13	18	18
Personal Injury	0	0	0	0	0	132	91	35	258	0	0	0	0	0	0	258
Prod Liability	0	0	0	0	0	0	0	0	0	5	2	7	0	0	0	7
Prof Malpractic	0	0	0	0	0	0	0	0	0	5	13	18	0	0	0	18
PIP Coverage	1	1	0	0	2	0	0	0	0	0	0	0	0	0	0	2
Real Property	5	2	0	1	8	0	0	0	0	0	0	0	0	0	0	8
Tort Other	0	0	0	0	0	15	12	7	34	0	0	0	0	0	0	34
Toxic Tort	0	0	0	0	0	0	0	0	0	2	0	2	0	0	0	2
UM/UIM Bod Inj	0	0	0	0	0	10	3	0	13	0	0	0	0	0	0	13
<b>Total</b>	<b>41</b>	<b>13</b>	<b>12</b>	<b>17</b>	<b>83</b>	<b>398</b>	<b>268</b>	<b>110</b>	<b>776</b>	<b>72</b>	<b>67</b>	<b>139</b>	<b>25</b>	<b>55</b>	<b>80</b>	<b>1,078</b>

**CIVIL RESOLUTION SUMMARY BY CASETYPE  
JULY 2024  
HUDSON**

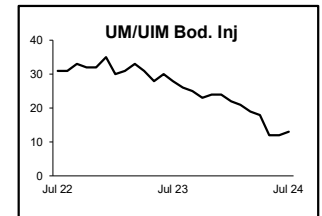
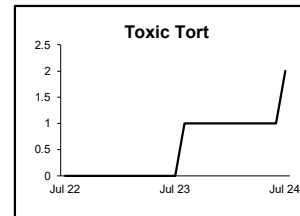
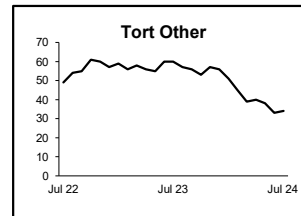
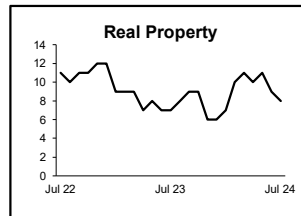
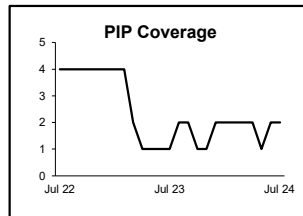
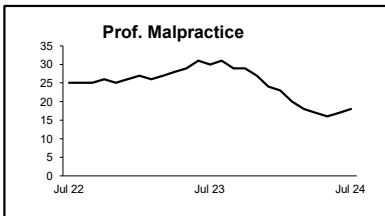
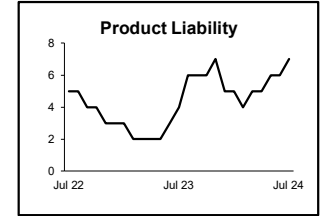
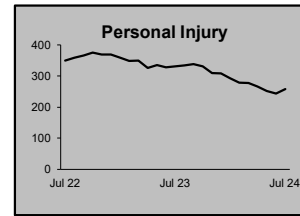
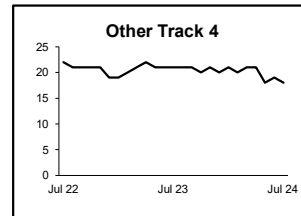
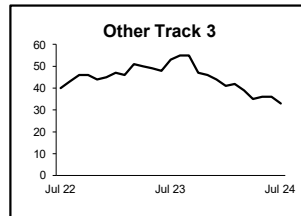
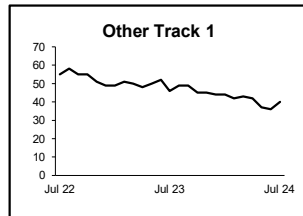
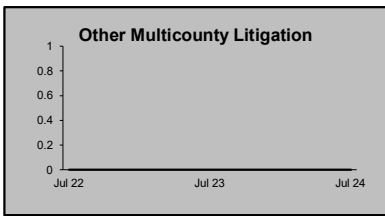
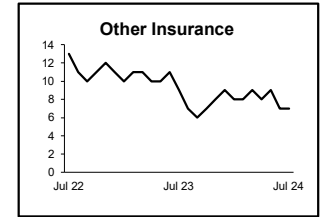
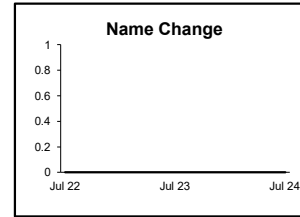
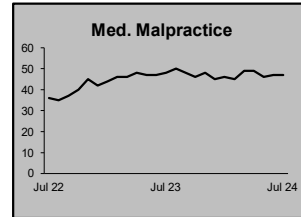
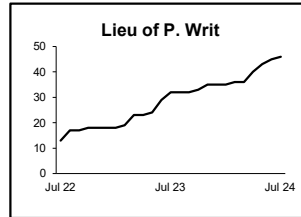
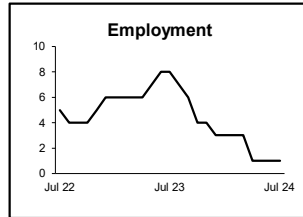
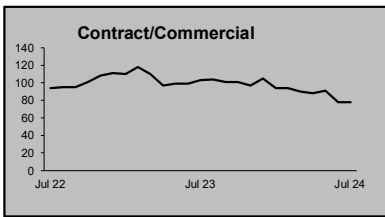
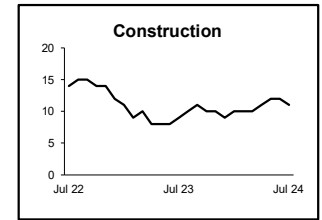
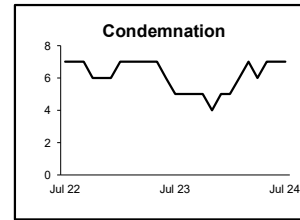
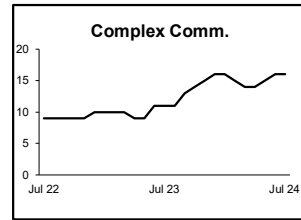
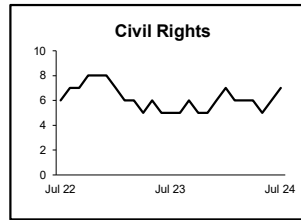
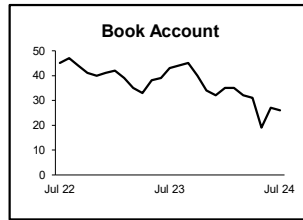
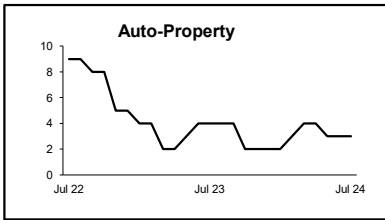
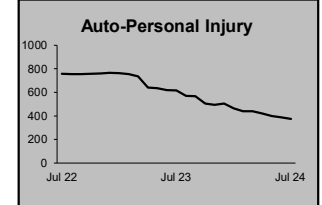
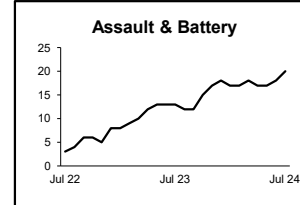
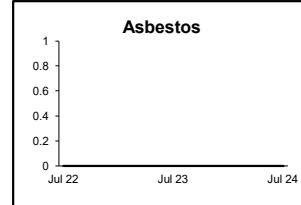
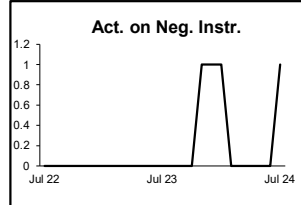
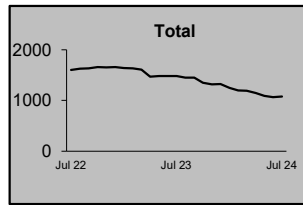
	Trial			Summary					Total	Percent resolved by						Monthly Resolutions
	Jury	Nonjury	Total	Judgment	Settlement	Default Judgment	Dismiss	Other		Trial	Sum Jud	Settle	Default J	Dismiss	Other	
Act on Neg Inst	0	0	0	0	0	0	1	0	1	0%	0%	0%	0%	100%	0%	
Asbestos	0	0	0	0	0	0	0	0	0	0%	0%	0%	0%	0%	0%	
Assault & Bat	0	0	0	0	0	0	1	0	1	0%	0%	0%	0%	100%	0%	
Auto - Pers Inj	2	0	2	0	117	1	24	7	151	1%	0%	77%	1%	16%	5%	
Auto - Property	0	0	0	0	3	0	1	0	4	0%	0%	75%	0%	25%	0%	
Book Account	0	0	0	3	14	10	14	1	42	0%	7%	33%	24%	33%	2%	
Civil Rights	0	0	0	0	0	0	1	0	1	0%	0%	0%	0%	100%	0%	
Complex Commerc	0	0	0	0	2	0	0	0	2	0%	0%	100%	0%	0%	0%	
Condemnation	0	0	0	0	0	0	0	0	0	0%	0%	0%	0%	0%	0%	
Construction	0	0	0	0	1	0	1	0	2	0%	0%	50%	0%	50%	0%	
Contract/Commer	0	0	0	0	27	12	18	0	57	0%	0%	47%	21%	32%	0%	
Employment	0	0	0	0	1	0	1	0	2	0%	0%	50%	0%	50%	0%	
Lieu of P. Writ	0	1	1	0	0	0	3	0	4	25%	0%	0%	0%	75%	0%	
Medical Malprac	0	0	0	0	1	0	1	0	2	0%	0%	50%	0%	50%	0%	
Name Change	0	0	0	0	0	0	0	27	27	0%	0%	0%	0%	0%	100%	
Other Insurance	0	0	0	0	1	0	0	0	1	0%	0%	100%	0%	0%	0%	
Other MCL	0	0	0	0	0	0	0	0	0	0%	0%	0%	0%	0%	0%	
Other Track 1	0	0	0	0	9	0	2	5	16	0%	0%	56%	0%	13%	31%	
Other Track 3	0	0	0	0	8	0	5	2	15	0%	0%	53%	0%	33%	13%	
Other Track 4	0	0	0	0	1	0	1	0	2	0%	0%	50%	0%	50%	0%	
Personal Injury	0	0	0	3	44	1	10	1	59	0%	5%	75%	2%	17%	2%	
Prod Liability	0	0	0	0	1	0	0	0	1	0%	0%	100%	0%	0%	0%	
Prof Malpractic	0	0	0	0	0	0	0	0	0	0%	0%	0%	0%	0%	0%	
PIP Coverage	0	0	0	0	1	0	0	1	2	0%	0%	50%	0%	0%	50%	
Real Property	0	0	0	0	2	0	2	0	4	0%	0%	50%	0%	50%	0%	
Tort Other	0	0	0	0	7	0	6	2	15	0%	0%	47%	0%	40%	13%	
Toxic Tort	0	0	0	0	0	0	0	0	0	0%	0%	0%	0%	0%	0%	
UM/UIM Bod Inj	0	0	0	0	3	0	1	0	4	0%	0%	75%	0%	25%	0%	
<b>Total</b>	<b>2</b>	<b>1</b>	<b>3</b>	<b>6</b>	<b>243</b>	<b>24</b>	<b>93</b>	<b>46</b>	<b>415</b>	<b>1%</b>	<b>1%</b>	<b>59%</b>	<b>6%</b>	<b>22%</b>	<b>11%</b>	





**CIVIL BACKLOG BY CASETYPE  
JULY 2024  
HUDSON**

	<b>Total</b>	<b>Backlog</b>	<b>% chg</b>
Jul 22		1,604	
Jul 23		1,485	-7%
Jul 24		1,078	-27%



1) Casetypes with the state's largest backlogs are highlighted.

2) Some Multicounty Litigation (MCL) cases were transferred in November 2014: Atlantic to Bergen = 8,935; Atlantic to Middlesex = 4,070.

**CIVIL CASELOAD SUMMARY BY CASETYPE  
JULY 2024  
HUNTERDON**

	Filings			Resolutions			Clearance		Backlog			Backlog Percent		Backlog Per 100 Monthly Filings		Active Pending			
	Jul 2023	Jul 2024	percent change	Jul 2023	Jul 2024	percent change	Jul 2024		Jul 2023	Jul 2024	percent change	Jul 2023	Jul 2024	Jul 2023	Jul 2024	percent change	Jul 2023	Jul 2024	percent change
	to Jul 2023	to Jul 2024		to Jul 2023	to Jul 2024		number	percent											
Act on Neg Inst	0	0	0%	0	0	0%	0	100%	1	1	0%	50%	100%	400	600		2	1	-50%
Asbestos	0	0	0%	0	0	0%	0	100%	0	0	0%	0%	0%	0	0		0	0	0%
Assault & Bat	0	0	0%	0	0	0%	0	100%	1	10	900%	8%	83%	600			12	12	0%
Auto - Pers Inj	8	18	125%	6	11	83%	-7	61%	41	31	-24%	38%	24%	769	423		107	127	19%
Auto - Property	1	0	-100%	1	1	0%	1	100%	1	0	-100%	25%	0%	200	0		4	8	100%
Book Account	5	6	20%	6	7	17%	1	117%	6	7	17%	16%	11%	131	80		38	66	74%
Civil Rights	1	0	-100%	0	0	0%	0	100%	2	12	500%	13%	67%	267	1,800		16	18	13%
Complex Comm	0	0	0%	0	1		1	100%	2	3	50%	22%	38%	600	3,600		9	8	-11%
Condemnation	0	0	0%	0	0	0%	0	100%	0	0	0%	0%	0%	0	0		0	1	
Construction	0	0	0%	1	2	100%	2	100%	2	1	-50%	33%	11%	600	133		6	9	50%
Contract/Comm	14	8	-43%	1	6	500%	-2	75%	16	15	-6%	19%	18%	211	194		86	85	-1%
Employment	1	0	-100%	0	1		1	100%	0	0	0%	0%	0%	0	0		3	3	0%
Lieu of P. Writ	0	0	0%	0	0	0%	0	100%	3	3	0%	27%	30%	450	1,200		11	10	-9%
Medical Malprac	1	0	-100%	0	1		1	100%	20	19	-5%	67%	63%	3,000	7,600		30	30	0%
Name Change	5	11	120%	3	5	67%	-6	45%	0	0	0%	0%	0%	0	0		15	19	27%
Other Insurance	0	1		0	1		0	100%	1	0	-100%	33%	0%	300	0		3	1	-67%
Other MCL	0	0	0%	0	0	0%	0	100%	0	0	0%	0%	0%	0	0		0	0	0%
Other Track 1	0	3		0	4		1	133%	4	2	-50%	21%	8%	126	52		19	25	32%
Other Track 3	0	0	0%	2	1	-50%	1	100%	7	11	57%	21%	33%	382	733		33	33	0%
Other Track 4	0	1		1	0	-100%	-1	0%	3	4	33%	60%	67%	900	2,400		5	6	20%
Personal Injury	4	5	25%	6	3	-50%	-2	60%	31	29	-6%	38%	38%	809	870		81	77	-5%
Prod Liability	1	0	-100%	2	0	-100%	0	100%	1	0	-100%	17%	0%	171	0		6	1	-83%
Prof Malpractic	1	0	-100%	1	1	0%	1	100%	5	5	0%	36%	50%	1,000	1,500		14	10	-29%
PIP Coverage	0	0	0%	0	0	0%	0	100%	0	0	0%	0%	0%	0	0		0	1	
Real Property	0	1		0	0	0%	-1	0%	3	2	-33%	75%	29%	1,200	300		4	7	75%
Tort Other	0	2		0	1		-1	50%	9	9	0%	53%	38%	771	635		17	24	41%
Toxic Tort	1	0	-100%	0	0	0%	0	100%	0	0	0%	0%	0%	0	0		1	2	100%
UM/UM Bod Inj	1	0	-100%	0	0	0%	0	100%	5	3	-40%	56%	38%	2,000	720		9	8	-11%
<b>Total</b>	<b>44</b>	<b>56</b>	<b>27%</b>	<b>30</b>	<b>46</b>	<b>53%</b>	<b>-10</b>	<b>82%</b>	<b>164</b>	<b>167</b>	<b>2%</b>	<b>31%</b>	<b>28%</b>	<b>401</b>	<b>366</b>		<b>531</b>	<b>592</b>	<b>11%</b>

**CIVIL BACKLOG SUMMARY BY CASETYPE**

**July 2024**

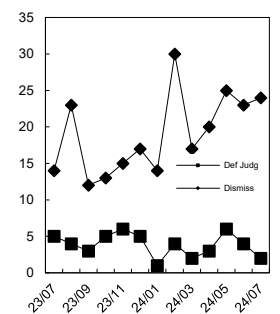
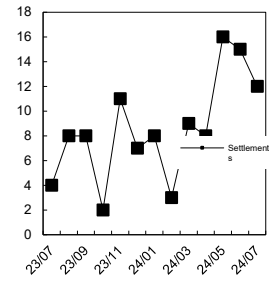
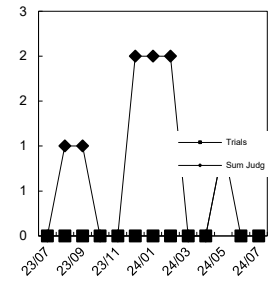
**HUNTERDON**

	<b>Cases in Backlog</b>															<b>Total Backlog</b>
	Track 1					Track 2				Track 3			Track 4			
	12 to 18 months	18 to 24 months	24 to 36 months	over 36 months	Total Track 1	18 to 24 months	24 to 36 months	over 36 months	Total Track 2	24 to 36 months	over 36 months	Total Track 3	24 to 36 months	over 36 months	Total Track 4	
Act on Neg Inst	1	0	0	0	1	0	0	0	0	0	0	0	0	0	0	1
Asbestos	0	0	0	0	0	0	0	0	0	0	0	0	0	0	0	0
Assault & Bat	0	0	0	0	0	0	0	0	0	9	1	10	0	0	0	10
Auto - Pers Inj	0	0	0	0	0	6	14	11	31	0	0	0	0	0	0	31
Auto - Property	0	0	0	0	0	0	0	0	0	0	0	0	0	0	0	0
Book Account	0	2	3	2	7	0	0	0	0	0	0	0	0	0	0	7
Civil Rights	0	0	0	0	0	0	0	0	0	10	2	12	0	0	0	12
Complex Comm	0	0	0	0	0	0	0	0	0	0	0	0	2	1	3	3
Condemnation	0	0	0	0	0	0	0	0	0	0	0	0	0	0	0	0
Construction	0	0	0	0	0	0	1	0	1	0	0	0	0	0	0	1
Contract/Comm	0	0	0	0	0	1	9	5	15	0	0	0	0	0	0	15
Employment	0	0	0	0	0	0	0	0	0	0	0	0	0	0	0	0
Lieu of P. Writ	0	0	0	0	0	0	0	0	0	0	0	0	1	2	3	3
Medical Malprac	0	0	0	0	0	0	0	0	0	2	17	19	0	0	0	19
Name Change	0	0	0	0	0	0	0	0	0	0	0	0	0	0	0	0
Other Insurance	0	0	0	0	0	0	0	0	0	0	0	0	0	0	0	0
Other MCL	0	0	0	0	0	0	0	0	0	0	0	0	0	0	0	0
Other Track 1	0	0	2	0	2	0	0	0	0	0	0	0	0	0	0	2
Other Track 3	0	0	0	0	0	0	0	0	0	7	4	11	0	0	0	11
Other Track 4	0	0	0	0	0	0	0	0	0	0	0	0	1	3	4	4
Personal Injury	0	0	0	0	0	7	14	8	29	0	0	0	0	0	0	29
Prod Liability	0	0	0	0	0	0	0	0	0	0	0	0	0	0	0	0
Prof Malpractic	0	0	0	0	0	0	0	0	0	3	2	5	0	0	0	5
PIP Coverage	0	0	0	0	0	0	0	0	0	0	0	0	0	0	0	0
Real Property	0	1	1	0	2	0	0	0	0	0	0	0	0	0	0	2
Tort Other	0	0	0	0	0	0	4	5	9	0	0	0	0	0	0	9
Toxic Tort	0	0	0	0	0	0	0	0	0	0	0	0	0	0	0	0
UM/UIM Bod Inj	0	0	0	0	0	0	2	1	3	0	0	0	0	0	0	3
<b>Total</b>	<b>1</b>	<b>3</b>	<b>6</b>	<b>2</b>	<b>12</b>	<b>14</b>	<b>44</b>	<b>30</b>	<b>88</b>	<b>31</b>	<b>26</b>	<b>57</b>	<b>4</b>	<b>6</b>	<b>10</b>	<b>167</b>

**CIVIL RESOLUTION SUMMARY BY CASETYPE  
JULY 2024  
HUNTERDON**

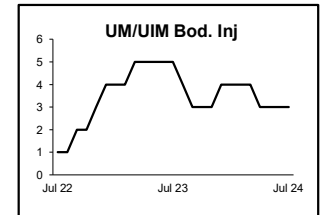
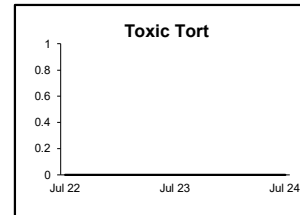
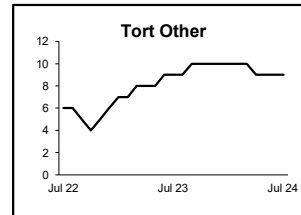
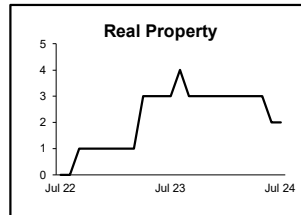
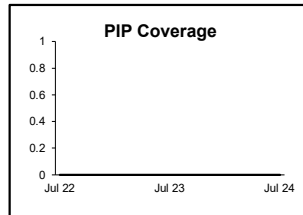
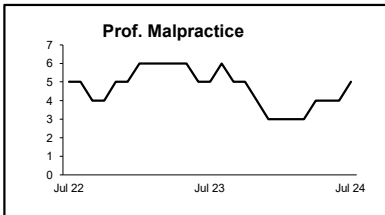
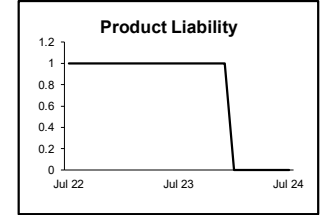
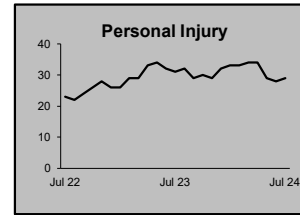
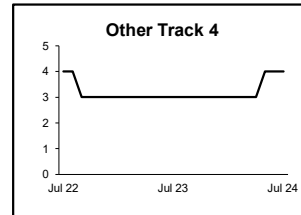
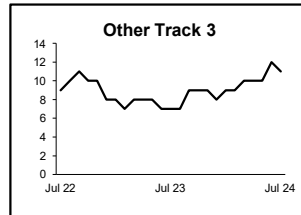
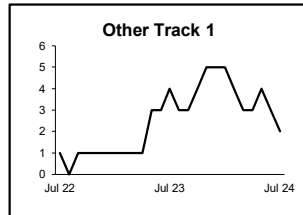
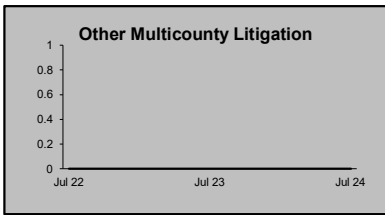
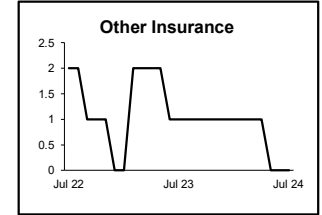
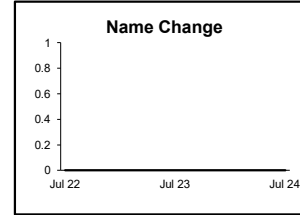
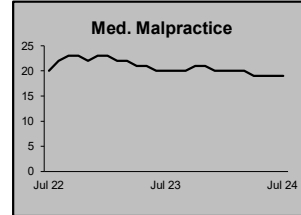
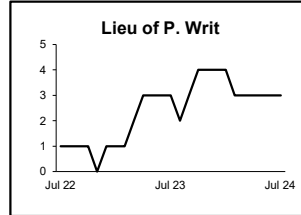
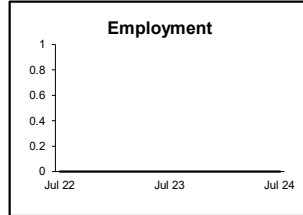
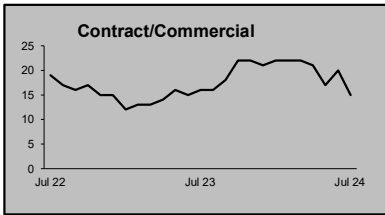
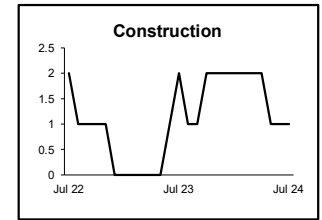
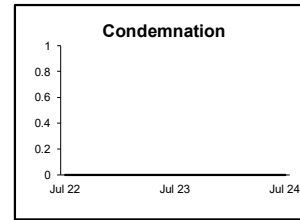
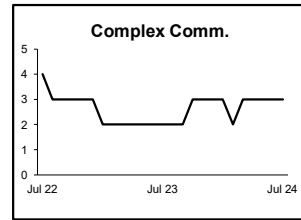
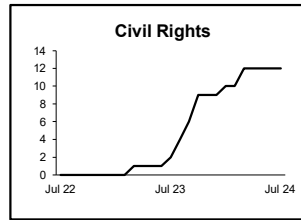
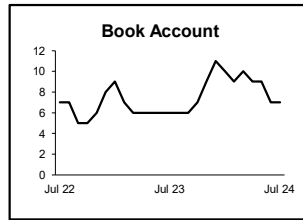
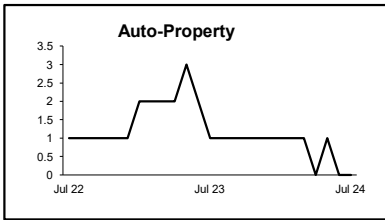
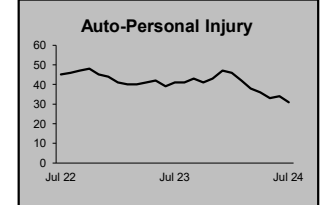
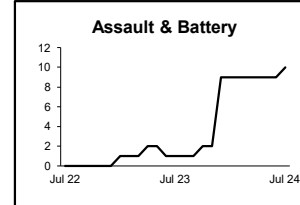
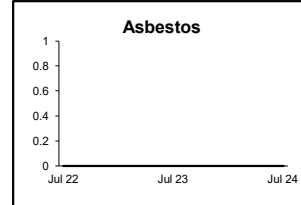
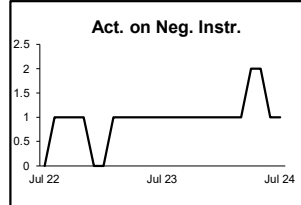
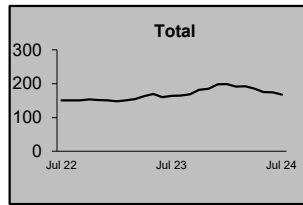
	Trial			Summary					Total	Percent resolved by						Monthly Resolutions
	Jury	Nonjury	Total	Judgment	Settlement	Default Judgment	Dismiss	Other		Trial	Sum Jud	Settle	Default J	Dismiss	Other	
Act on Neg Inst	0	0	0	0	0	0	0	0	0	0%	0%	0%	0%	0%	0%	
Asbestos	0	0	0	0	0	0	0	0	0	0%	0%	0%	0%	0%	0%	
Assault & Bat	0	0	0	0	0	0	0	0	0	0%	0%	0%	0%	0%	0%	
Auto - Pers Inj	0	0	0	0	4	0	5	2	11	0%	0%	36%	0%	45%	18%	
Auto - Property	0	0	0	0	0	0	1	0	1	0%	0%	0%	0%	100%	0%	
Book Account	0	0	0	1	2	1	3	0	7	0%	14%	29%	14%	43%	0%	
Civil Rights	0	0	0	0	0	0	0	0	0	0%	0%	0%	0%	0%	0%	
Complex Commerc	0	0	0	0	0	0	1	0	1	0%	0%	0%	0%	100%	0%	
Condemnation	0	0	0	0	0	0	0	0	0	0%	0%	0%	0%	0%	0%	
Construction	0	0	0	0	0	0	2	0	2	0%	0%	0%	0%	100%	0%	
Contract/Commer	0	0	0	0	2	0	4	0	6	0%	0%	33%	0%	67%	0%	
Employment	0	0	0	0	0	0	0	1	1	0%	0%	0%	0%	0%	100%	
Lieu of P. Writ	0	0	0	0	0	0	0	0	0	0%	0%	0%	0%	0%	0%	
Medical Malprac	0	0	0	0	1	0	0	0	1	0%	0%	100%	0%	0%	0%	
Name Change	0	0	0	0	0	0	2	3	5	0%	0%	0%	0%	40%	60%	
Other Insurance	0	0	0	0	0	0	1	0	1	0%	0%	0%	0%	100%	0%	
Other MCL	0	0	0	0	0	0	0	0	0	0%	0%	0%	0%	0%	0%	
Other Track 1	0	0	0	0	2	0	1	1	4	0%	0%	50%	0%	25%	25%	
Other Track 3	0	0	0	0	1	0	0	0	1	0%	0%	100%	0%	0%	0%	
Other Track 4	0	0	0	0	0	0	0	0	0	0%	0%	0%	0%	0%	0%	
Personal Injury	0	0	0	0	0	1	2	0	3	0%	0%	0%	33%	67%	0%	
Prod Liability	0	0	0	0	0	0	0	0	0	0%	0%	0%	0%	0%	0%	
Prof Malpractic	0	0	0	0	0	0	1	0	1	0%	0%	0%	0%	100%	0%	
PIP Coverage	0	0	0	0	0	0	0	0	0	0%	0%	0%	0%	0%	0%	
Real Property	0	0	0	0	0	0	0	0	0	0%	0%	0%	0%	0%	0%	
Tort Other	0	0	0	0	0	0	1	0	1	0%	0%	0%	0%	100%	0%	
Toxic Tort	0	0	0	0	0	0	0	0	0	0%	0%	0%	0%	0%	0%	
UM/UIM Bod Inj	0	0	0	0	0	0	0	0	0	0%	0%	0%	0%	0%	0%	
<b>Total</b>	<b>0</b>	<b>0</b>	<b>0</b>	<b>1</b>	<b>12</b>	<b>2</b>	<b>24</b>	<b>7</b>	<b>46</b>	<b>0%</b>	<b>2%</b>	<b>26%</b>	<b>4%</b>	<b>52%</b>	<b>15%</b>	

Monthly Resolutions



**CIVIL BACKLOG BY CASETYPE  
JULY 2024  
HUNTERDON**

	<b>Total Backlog</b>	<b>% chg</b>
Jul 22	151	
Jul 23	164	9%
Jul 24	167	2%



1) Casetypes with the state's largest backlogs are highlighted.

2) Some Multicounty Litigation (MCL) cases were transferred in November 2014: Atlantic to Bergen = 8,935; Atlantic to Middlesex = 4,070.

**CIVIL CASELOAD SUMMARY BY CASETYPE**  
**JULY 2024**  
**MERCER**

	Filings			Resolutions			Clearance		Backlog			Backlog Percent		Backlog Per 100 Monthly Filings		Active Pending		
	Jul 2023	Jul 2024	percent change	Jul 2023	Jul 2024	percent change	Jul 2024		Jul 2023	Jul 2024	percent change	Jul 2023	Jul 2024	Jul 2023	Jul 2024	Jul 2023	Jul 2024	percent change
	to Jul 2023	to Jul 2024		number	percent													
Act on Neg Inst	1	0	-100%	0	0	0%	0	100%	0	0	0%	0%	0%	0	0	5	1	-80%
Asbestos	0	0	0%	0	0	0%	0	100%	0	0	0%	0%	0%	0	0	0	0	0%
Assault & Bat	2	2	0%	0	1		-1	50%	35	82	134%	35%	84%	3,500	10,933	101	98	-3%
Auto - Pers Inj	63	55	-13%	63	52	-17%	-3	95%	259	172	-34%	30%	22%	454	320	864	775	-10%
Auto - Property	4	5	25%	0	8		3	160%	2	3	50%	7%	8%	63	62	28	36	29%
Book Account	35	36	3%	33	26	-21%	-10	72%	12	4	-67%	9%	2%	54	15	127	175	38%
Civil Rights	1	3	200%	4	1	-75%	-2	33%	30	56	87%	34%	58%	878	1,527	89	96	8%
Complex Comm	2	0	-100%	3	0	-100%	0	100%	6	8	33%	24%	38%	327	1,371	25	21	-16%
Condemnation	0	0	0%	0	0	0%	0	100%	2	2	0%	50%	67%	600		4	3	-25%
Construction	3	1	-67%	2	3	50%	2	300%	10	10	0%	34%	45%	632	600	29	22	-24%
Contract/Comm	41	30	-27%	51	32	-37%	2	107%	43	37	-14%	15%	14%	143	122	279	266	-5%
Employment	3	4	33%	2	2	0%	-2	50%	3	3	0%	16%	19%	164	212	19	16	-16%
Lieu of P. Writ	4	2	-50%	3	3	0%	1	150%	2	1	-50%	17%	6%	126	52	12	16	33%
Medical Malprac	3	1	-67%	1	5	400%	4	500%	46	44	-4%	46%	42%	1,577	1,078	101	104	3%
Name Change	5	11	120%	13	9	-31%	-2	82%	0	0	0%	0%	0%	0	0	6	21	250%
Other Insurance	2	0	-100%	4	1	-75%	1	100%	5	5	0%	28%	28%	286	462	18	18	0%
Other MCL	1	0	-100%	0	0	0%	0	100%	0	0	0%	0%	0%	0	0	1	0	-100%
Other Track 1	23	20	-13%	17	17	0%	-3	85%	33	34	3%	24%	24%	192	182	140	141	1%
Other Track 3	11	12	9%	13	13	0%	1	108%	70	59	-16%	32%	23%	575	412	216	260	20%
Other Track 4	2	1	-50%	2	2	0%	1	200%	8	6	-25%	35%	33%	600	343	23	18	-22%
Personal Injury	14	21	50%	22	23	5%	2	110%	169	210	24%	31%	38%	658	783	539	554	3%
Prod Liability	2	1	-50%	0	0	0%	-1	0%	2	1	-50%	17%	8%	185	240	12	12	0%
Prof Malpractic	2	4	100%	4	1	-75%	-3	25%	18	14	-22%	38%	25%	771	525	47	55	17%
PIP Coverage	0	0	0%	4	2	-50%	2	100%	0	1		0%	50%	0	300	1	2	100%
Real Property	0	0	0%	0	0	0%	0	100%	2	0	-100%	25%	0%	480	0	8	3	-63%
Tort Other	5	6	20%	16	11	-31%	5	183%	43	54	26%	39%	53%	670	888	111	102	-8%
Toxic Tort	0	0	0%	0	1		1	100%	2	1	-50%	50%	50%			4	2	-50%
UM/UIM Bod Inj	11	3	-73%	9	4	-56%	1	133%	13	11	-15%	18%	19%	279	307	71	58	-18%
<b>Total</b>	<b>240</b>	<b>218</b>	<b>-9%</b>	<b>266</b>	<b>217</b>	<b>-18%</b>	<b>-1</b>	<b>100%</b>	<b>815</b>	<b>818</b>	<b>0%</b>	<b>28%</b>	<b>28%</b>	<b>385</b>	<b>378</b>	<b>2,880</b>	<b>2,875</b>	<b>0%</b>

**CIVIL BACKLOG SUMMARY BY CASETYPE**

**July 2024**

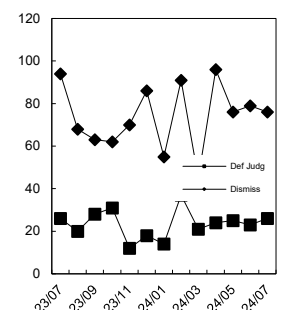
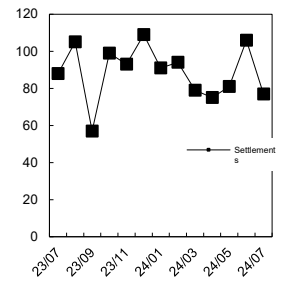
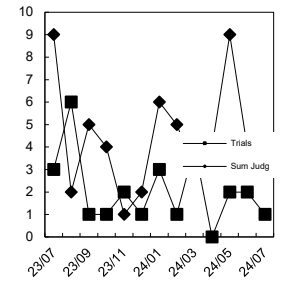
**MERCER**

	<b>Cases in Backlog</b>															<b>Total Backlog</b>
	Track 1					Track 2				Track 3			Track 4			
	12 to 18 months	18 to 24 months	24 to 36 months	over 36 months	Total Track 1	18 to 24 months	24 to 36 months	over 36 months	Total Track 2	24 to 36 months	over 36 months	Total Track 3	24 to 36 months	over 36 months	Total Track 4	
Act on Neg Inst	0	0	0	0	0	0	0	0	0	0	0	0	0	0	0	0
Asbestos	0	0	0	0	0	0	0	0	0	0	0	0	0	0	0	0
Assault & Bat	0	0	0	0	0	0	0	0	0	50	32	82	0	0	0	82
Auto - Pers Inj	0	0	0	0	0	68	64	40	172	0	0	0	0	0	0	172
Auto - Property	0	0	0	0	0	2	1	0	3	0	0	0	0	0	0	3
Book Account	0	0	0	0	0	3	1	0	4	0	0	0	0	0	0	4
Civil Rights	0	0	0	0	0	0	0	0	0	29	24	53	0	3	3	56
Complex Comm	0	0	0	0	0	0	0	0	0	0	0	0	2	6	8	8
Condemnation	0	0	0	1	1	0	0	0	0	0	1	1	0	0	0	2
Construction	0	0	0	0	0	2	4	4	10	0	0	0	0	0	0	10
Contract/Comm	0	0	0	0	0	12	11	13	36	1	0	1	0	0	0	37
Employment	0	0	0	0	0	2	1	0	3	0	0	0	0	0	0	3
Lieu of P. Writ	0	0	0	0	0	0	0	0	0	0	0	0	0	1	1	1
Medical Malprac	0	0	0	0	0	0	0	0	0	18	26	44	0	0	0	44
Name Change	0	0	0	0	0	0	0	0	0	0	0	0	0	0	0	0
Other Insurance	0	0	0	0	0	1	2	2	5	0	0	0	0	0	0	5
Other MCL	0	0	0	0	0	0	0	0	0	0	0	0	0	0	0	0
Other Track 1	3	0	2	1	6	4	3	1	8	2	17	19	0	1	1	34
Other Track 3	0	0	0	0	0	0	0	0	0	21	38	59	0	0	0	59
Other Track 4	0	0	0	0	0	0	0	0	0	0	0	0	4	2	6	6
Personal Injury	0	0	0	0	0	61	52	26	139	46	25	71	0	0	0	210
Prod Liability	0	0	0	0	0	0	0	0	0	0	1	1	0	0	0	1
Prof Malpractic	0	0	0	0	0	0	0	0	0	6	8	14	0	0	0	14
PIP Coverage	0	0	0	0	0	0	1	0	1	0	0	0	0	0	0	1
Real Property	0	0	0	0	0	0	0	0	0	0	0	0	0	0	0	0
Tort Other	0	0	0	0	0	4	8	4	16	15	23	38	0	0	0	54
Toxic Tort	0	0	0	0	0	0	0	0	0	0	1	1	0	0	0	1
UM/UIM Bod Inj	0	0	0	0	0	4	7	0	11	0	0	0	0	0	0	11
<b>Total</b>	<b>3</b>	<b>0</b>	<b>2</b>	<b>2</b>	<b>7</b>	<b>163</b>	<b>155</b>	<b>90</b>	<b>408</b>	<b>188</b>	<b>196</b>	<b>384</b>	<b>6</b>	<b>13</b>	<b>19</b>	<b>818</b>

**CIVIL RESOLUTION SUMMARY BY CASETYPE  
JULY 2024  
MERCER**

	Trial			Summary					Total	Percent resolved by					
	Jury	Nonjury	Total	Judgment	Settlement	Default Judgment	Dismiss	Other		Trial	Sum Jud	Settle	Default J	Dismiss	Other
Act on Neg Inst	0	0	0	0	0	0	0	0	0	0%	0%	0%	0%	0%	0%
Asbestos	0	0	0	0	0	0	0	0	0	0%	0%	0%	0%	0%	0%
Assault & Bat	0	0	0	0	1	0	0	0	1	0%	0%	100%	0%	0%	0%
Auto - Pers Inj	1	0	1	1	32	0	17	1	52	2%	2%	62%	0%	33%	2%
Auto - Property	0	0	0	0	1	6	1	0	8	0%	0%	13%	75%	13%	0%
Book Account	0	0	0	0	5	10	10	1	26	0%	0%	19%	38%	38%	4%
Civil Rights	0	0	0	0	0	0	1	0	1	0%	0%	0%	0%	100%	0%
Complex Commerc	0	0	0	0	0	0	0	0	0	0%	0%	0%	0%	0%	0%
Condemnation	0	0	0	0	0	0	0	0	0	0%	0%	0%	0%	0%	0%
Construction	0	0	0	0	2	0	0	1	3	0%	0%	67%	0%	0%	33%
Contract/Commer	0	0	0	3	2	8	16	3	32	0%	9%	6%	25%	50%	9%
Employment	0	0	0	0	1	0	0	1	2	0%	0%	50%	0%	0%	50%
Lieu of P. Writ	0	0	0	0	0	0	3	0	3	0%	0%	0%	0%	100%	0%
Medical Malprac	0	0	0	0	2	0	3	0	5	0%	0%	40%	0%	60%	0%
Name Change	0	0	0	0	0	0	0	9	9	0%	0%	0%	0%	0%	100%
Other Insurance	0	0	0	0	0	0	1	0	1	0%	0%	0%	0%	100%	0%
Other MCL	0	0	0	0	0	0	0	0	0	0%	0%	0%	0%	0%	0%
Other Track 1	0	0	0	0	2	0	6	9	17	0%	0%	12%	0%	35%	53%
Other Track 3	0	0	0	0	5	0	5	3	13	0%	0%	38%	0%	38%	23%
Other Track 4	0	0	0	0	1	1	0	0	2	0%	0%	50%	50%	0%	0%
Personal Injury	0	0	0	0	15	0	7	1	23	0%	0%	65%	0%	30%	4%
Prod Liability	0	0	0	0	0	0	0	0	0	0%	0%	0%	0%	0%	0%
Prof Malpractic	0	0	0	0	0	0	0	1	1	0%	0%	0%	0%	0%	100%
PIP Coverage	0	0	0	0	1	0	0	1	2	0%	0%	50%	0%	0%	50%
Real Property	0	0	0	0	0	0	0	0	0	0%	0%	0%	0%	0%	0%
Tort Other	0	0	0	0	4	1	5	1	11	0%	0%	36%	9%	45%	9%
Toxic Tort	0	0	0	0	1	0	0	0	1	0%	0%	100%	0%	0%	0%
UM/UIM Bod Inj	0	0	0	0	2	0	1	1	4	0%	0%	50%	0%	25%	25%
<b>Total</b>	<b>1</b>	<b>0</b>	<b>1</b>	<b>4</b>	<b>77</b>	<b>26</b>	<b>76</b>	<b>33</b>	<b>217</b>	<b>0%</b>	<b>2%</b>	<b>35%</b>	<b>12%</b>	<b>35%</b>	<b>15%</b>

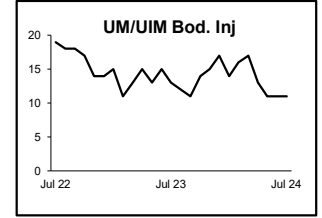
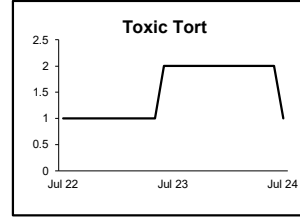
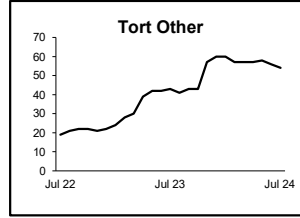
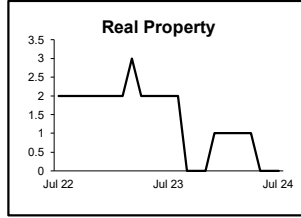
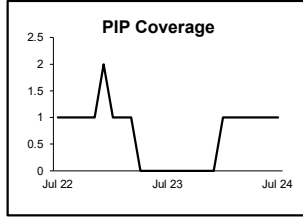
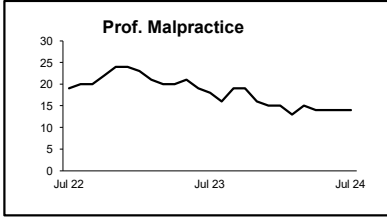
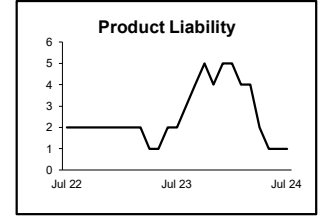
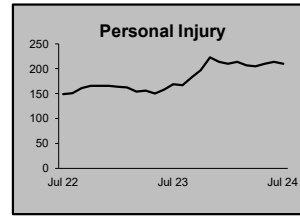
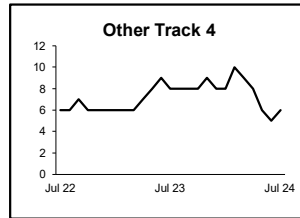
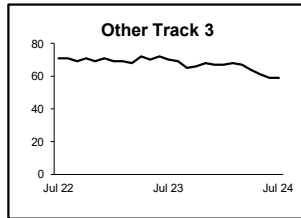
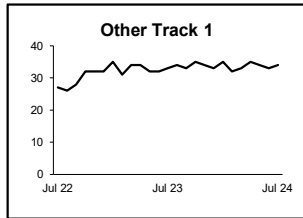
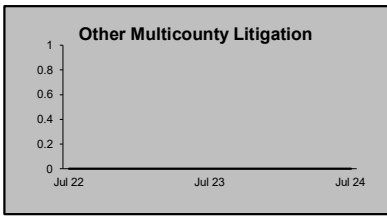
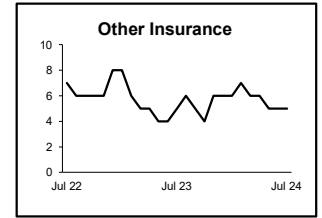
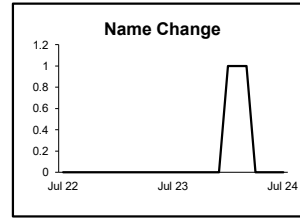
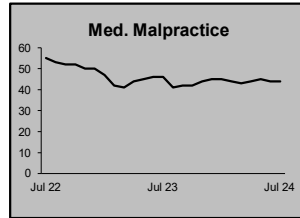
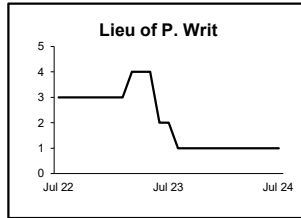
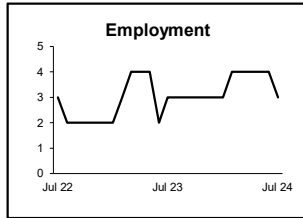
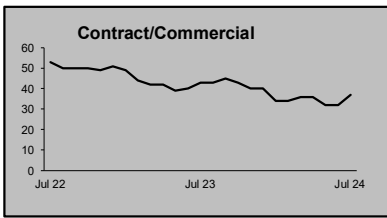
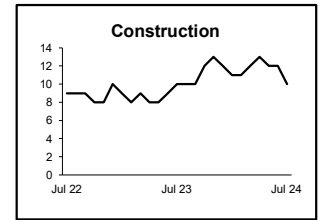
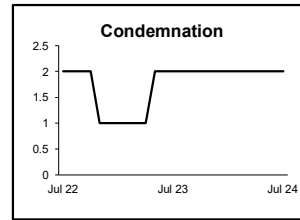
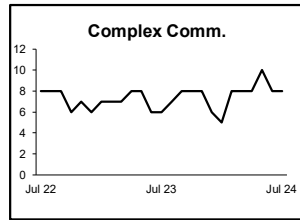
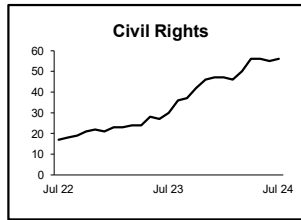
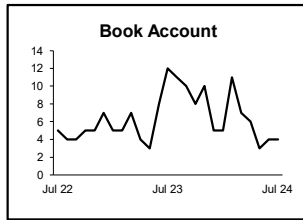
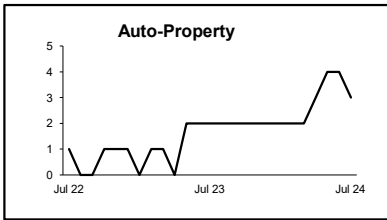
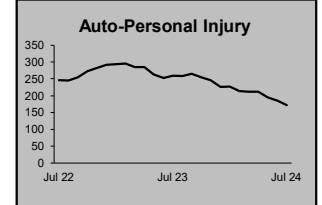
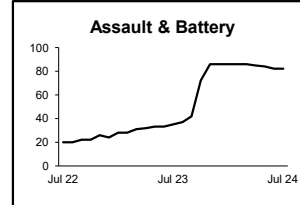
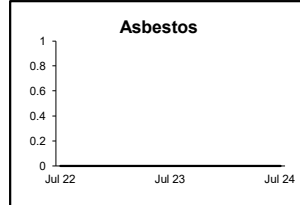

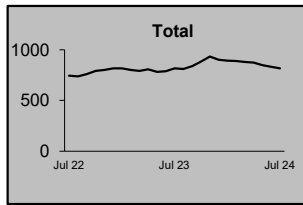
Monthly Resolutions





**CIVIL BACKLOG BY CASETYPE  
JULY 2024  
MERCER**

	<b>Total</b>	<b>Backlog</b>	<b>% chg</b>
Jul 22		745	
Jul 23		815	9%
Jul 24		818	0%



1) Casetypes with the state's largest backlogs are highlighted.

2) Some Multicounty Litigation (MCL) cases were transferred in November 2014: Atlantic to Bergen = 8,935; Atlantic to Middlesex = 4,070.

**CIVIL CASELOAD SUMMARY BY CASETYPE**  
**JULY 2024**  
**MIDDLESEX**

	Filings			Resolutions			Clearance		Backlog			Backlog Percent		Backlog Per 100 Monthly Filings		Active Pending			
	Jul 2023	Jul 2024	percent change	Jul 2023	Jul 2024	percent change	Jul 2024		Jul 2023	Jul 2024	percent change	Jul 2023	Jul 2024	Jul 2023	Jul 2024	percent change	Jul 2023	Jul 2024	percent change
	to Jul 2023	to Jul 2024		to Jul 2023	to Jul 2024		number	percent											
Act on Neg Inst	0	0	0%	0	1		1	100%	0	0	0%	0%	0%	0	0		2	4	100%
Asbestos	16	8	-50%	1	27	>999%	19	338%	557	416	-25%	66%	64%	3,410	2,820		843	652	-23%
Assault & Bat	1	2	100%	1	0	-100%	-2	0%	22	32	45%	42%	62%	1,467	2,743		52	52	0%
Auto - Pers Inj	226	244	8%	223	225	1%	-19	92%	991	828	-16%	26%	21%	408	315		3,861	3,985	3%
Auto - Property	3	10	233%	4	10	150%	0	100%	7	9	29%	12%	13%	94	119		57	69	21%
Book Account	63	64	2%	26	54	108%	-10	84%	15	16	7%	5%	5%	31	28		321	346	8%
Civil Rights	1	3	200%	0	3		0	100%	14	15	7%	37%	26%	700	360		38	57	50%
Complex Comm	2	3	50%	2	2	0%	-1	67%	27	24	-11%	47%	51%	953	1,371		57	47	-18%
Condemnation	2	1	-50%	1	3	200%	2	300%	1	1	0%	5%	7%	48	43		19	15	-21%
Construction	1	4	300%	2	3	50%	-1	75%	12	4	-67%	41%	12%	626	141		29	34	17%
Contract/Comm	64	75	17%	48	81	69%	6	108%	44	54	23%	7%	8%	60	65		649	679	5%
Employment	3	2	-33%	2	2	0%	0	100%	7	8	14%	22%	23%	240	253		32	35	9%
Lieu of P. Writ	4	1	-75%	2	3	50%	2	300%	6	6	0%	18%	14%	212	225		33	42	27%
Medical Malprac	8	4	-50%	11	8	-27%	4	200%	119	104	-13%	39%	37%	978	1,387		304	280	-8%
Name Change	19	26	37%	12	10	-17%	-16	38%	0	0	0%	0%	0%	0	0		39	47	21%
Other Insurance	1	3	200%	2	1	-50%	-2	33%	8	2	-75%	28%	8%	282	52		29	25	-14%
Other MCL	2	1	-50%	9	21	133%	20	2100%	3,938	3,943	0%	98%	99%	66,558	189,264		4,029	3,970	-1%
Other Track 1	19	28	47%	32	28	-13%	0	100%	16	29	81%	9%	15%	56	100		184	188	2%
Other Track 3	25	24	-4%	16	27	69%	3	113%	38	42	11%	14%	12%	203	177		276	339	23%
Other Track 4	1	0	-100%	1	2	100%	2	100%	15	11	-27%	52%	50%	818	1,200		29	22	-24%
Personal Injury	106	95	-10%	69	74	7%	-21	78%	456	412	-10%	29%	27%	497	480		1,584	1,538	-3%
Prod Liability	0	0	0%	4	4	0%	4	100%	14	24	71%	24%	42%	183	929		58	57	-2%
Prof Malpractic	3	5	67%	5	3	-40%	-2	60%	20	14	-30%	29%	18%	667	373		70	76	9%
PIP Coverage	1	0	-100%	4	1	-75%	1	100%	0	3		0%	33%	0	200		11	9	-18%
Real Property	5	1	-80%	3	0	-100%	-1	0%	1	6	500%	8%	30%	46	327		13	20	54%
Tort Other	8	8	0%	5	6	20%	-2	75%	33	30	-9%	24%	23%	300	265		136	131	-4%
Toxic Tort	0	0	0%	0	0	0%	0	100%	2	1	-50%	29%	13%	600	400		7	8	14%
UM/UIM Bod Inj	12	14	17%	16	17	6%	3	121%	55	51	-7%	22%	22%	317	311		254	234	-8%
<b>Total</b>	<b>596</b>	<b>626</b>	<b>5%</b>	<b>501</b>	<b>616</b>	<b>23%</b>	<b>-10</b>	<b>98%</b>	<b>6,418</b>	<b>6,085</b>	<b>-5%</b>	<b>49%</b>	<b>47%</b>	<b>1,016</b>	<b>921</b>		<b>13,016</b>	<b>12,961</b>	<b>0%</b>

**CIVIL BACKLOG SUMMARY BY CASETYPE**

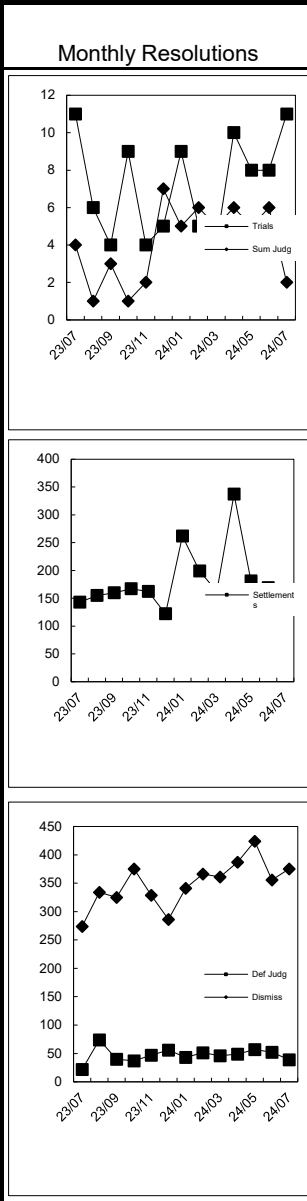
**July 2024**

**MIDDLESEX**

	<b>Cases in Backlog</b>															<b>Total Backlog</b>
	Track 1					Track 2				Track 3			Track 4			
	12 to 18 months	18 to 24 months	24 to 36 months	over 36 months	Total Track 1	18 to 24 months	24 to 36 months	over 36 months	Total Track 2	24 to 36 months	over 36 months	Total Track 3	24 to 36 months	over 36 months	Total Track 4	
Act on Neg Inst	0	0	0	0	0	0	0	0	0	0	0	0	0	0	0	0
Asbestos	0	0	0	0	0	0	0	0	0	0	0	0	76	340	416	416
Assault & Bat	0	0	0	0	0	0	0	0	0	12	20	32	0	0	0	32
Auto - Pers Inj	0	0	0	0	0	399	314	115	828	0	0	0	0	0	0	828
Auto - Property	0	0	0	0	0	4	3	2	9	0	0	0	0	0	0	9
Book Account	15	1	0	0	16	0	0	0	0	0	0	0	0	0	0	16
Civil Rights	0	0	0	0	0	0	0	0	0	6	9	15	0	0	0	15
Complex Comm	0	0	0	0	0	0	0	0	0	0	0	0	8	16	24	24
Condemnation	0	0	0	0	0	0	0	0	0	0	1	1	0	0	0	1
Construction	0	0	0	0	0	2	1	1	4	0	0	0	0	0	0	4
Contract/Comm	0	0	0	0	0	31	21	2	54	0	0	0	0	0	0	54
Employment	0	0	0	0	0	5	0	3	8	0	0	0	0	0	0	8
Lieu of P. Writ	0	0	0	0	0	0	0	0	0	0	0	0	3	3	6	6
Medical Malprac	0	0	0	0	0	0	0	0	0	48	56	104	0	0	0	104
Name Change	0	0	0	0	0	0	0	0	0	0	0	0	0	0	0	0
Other Insurance	0	0	2	0	2	0	0	0	0	0	0	0	0	0	0	2
Other MCL	0	0	0	0	0	0	0	0	0	0	0	0	65	3,878	3,943	3,943
Other Track 1	18	6	1	0	25	3	1	0	4	0	0	0	0	0	0	29
Other Track 3	0	0	0	0	0	0	0	0	0	32	10	42	0	0	0	42
Other Track 4	0	0	0	0	0	0	0	0	0	0	0	0	2	9	11	11
Personal Injury	0	0	0	0	0	216	141	55	412	0	0	0	0	0	0	412
Prod Liability	0	0	0	0	0	0	0	0	0	18	6	24	0	0	0	24
Prof Malpractic	0	0	0	0	0	0	0	0	0	7	7	14	0	0	0	14
PIP Coverage	3	0	0	0	3	0	0	0	0	0	0	0	0	0	0	3
Real Property	5	0	1	0	6	0	0	0	0	0	0	0	0	0	0	6
Tort Other	0	0	0	0	0	10	14	6	30	0	0	0	0	0	0	30
Toxic Tort	0	0	0	0	0	0	0	0	0	1	0	1	0	0	0	1
UM/UIM Bod Inj	0	0	0	0	0	26	16	9	51	0	0	0	0	0	0	51
<b>Total</b>	<b>41</b>	<b>7</b>	<b>4</b>	<b>0</b>	<b>52</b>	<b>696</b>	<b>511</b>	<b>193</b>	<b>1,400</b>	<b>124</b>	<b>109</b>	<b>233</b>	<b>154</b>	<b>4,246</b>	<b>4,400</b>	<b>6,085</b>

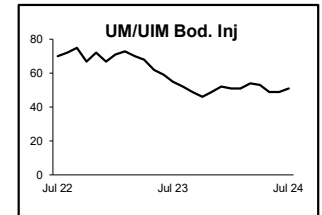
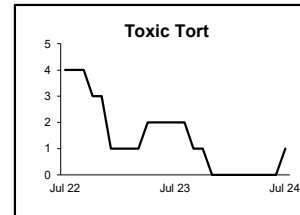
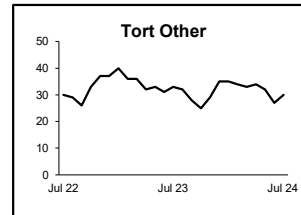
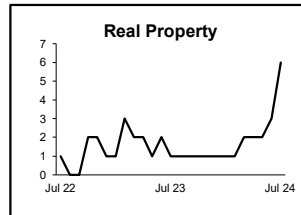
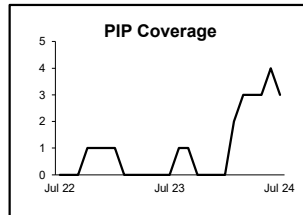
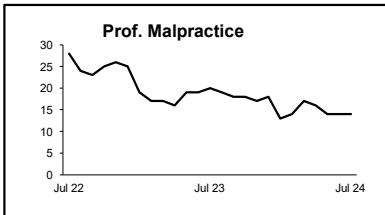
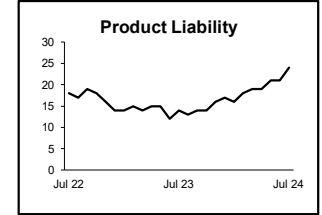
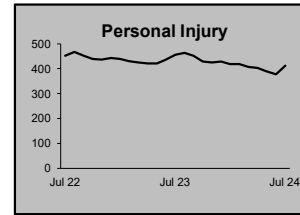
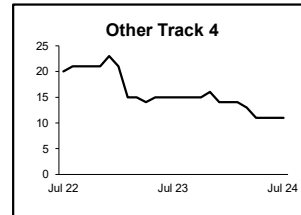
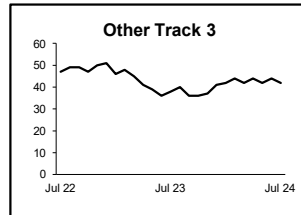
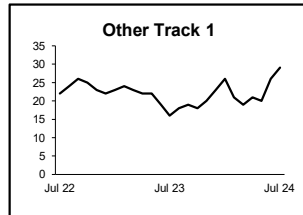
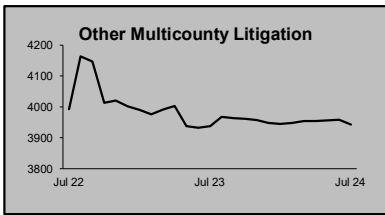
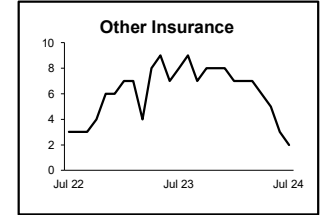
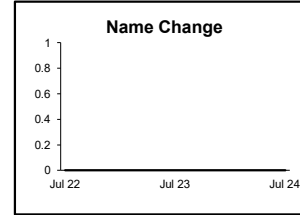
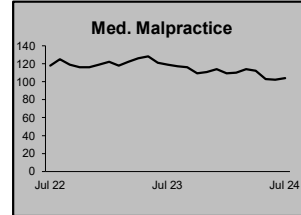
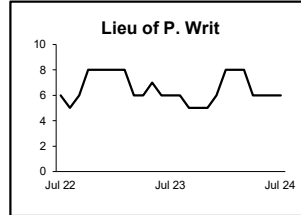
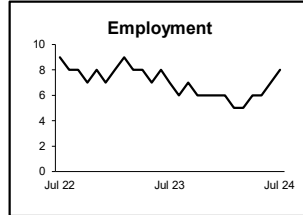
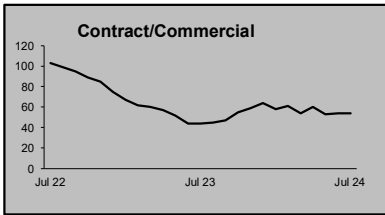
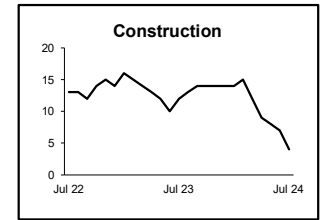
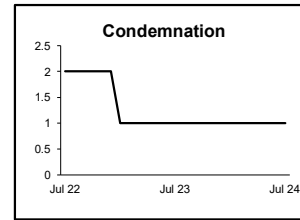
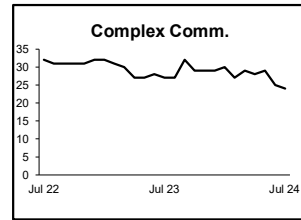
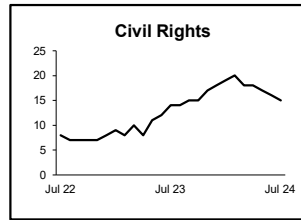
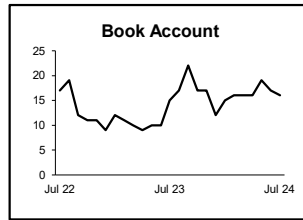
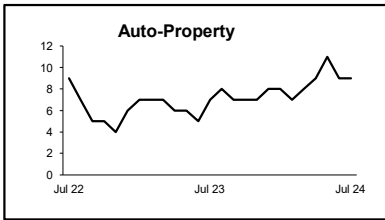
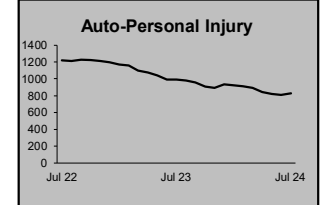
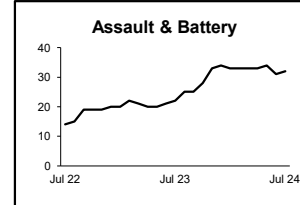
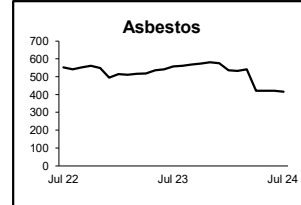
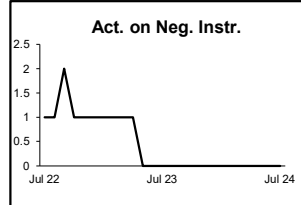
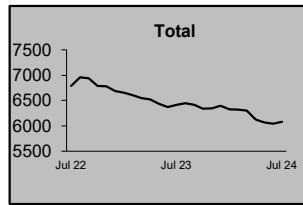
**CIVIL RESOLUTION SUMMARY BY CASETYPE  
JULY 2024  
MIDDLESEX**

	Trial			Summary					Total	Percent resolved by						Monthly Resolutions
	Jury	Nonjury	Total	Judgment	Settlement	Default Judgment	Dismiss	Other		Trial	Sum Jud	Settle	Default J	Dismiss	Other	
Act on Neg Inst	0	0	0	0	0	1	0	0	1	0%	0%	0%	100%	0%	0%	
Asbestos	0	0	0	0	22	0	5	0	27	0%	0%	81%	0%	19%	0%	
Assault & Bat	0	0	0	0	0	0	0	0	0	0%	0%	0%	0%	0%	0%	
Auto - Pers Inj	2	0	2	0	49	1	155	18	225	1%	0%	22%	0%	69%	8%	
Auto - Property	0	0	0	0	1	3	6	0	10	0%	0%	10%	30%	60%	0%	
Book Account	0	1	1	2	7	16	27	1	54	2%	4%	13%	30%	50%	2%	
Civil Rights	0	0	0	0	1	0	1	1	3	0%	0%	33%	0%	33%	33%	
Complex Commerc	0	0	0	0	0	0	2	0	2	0%	0%	0%	0%	100%	0%	
Condemnation	0	0	0	0	0	0	1	2	3	0%	0%	0%	0%	33%	67%	
Construction	0	0	0	0	2	0	1	0	3	0%	0%	67%	0%	33%	0%	
Contract/Commer	0	1	1	0	10	15	53	2	81	1%	0%	12%	19%	65%	2%	
Employment	0	0	0	0	1	0	1	0	2	0%	0%	50%	0%	50%	0%	
Lieu of P. Writ	0	0	0	0	0	0	3	0	3	0%	0%	0%	0%	100%	0%	
Medical Malprac	1	0	1	0	3	0	2	2	8	13%	0%	38%	0%	25%	25%	
Name Change	0	0	0	0	0	0	2	8	10	0%	0%	0%	0%	20%	80%	
Other Insurance	0	0	0	0	0	0	1	0	1	0%	0%	0%	0%	100%	0%	
Other MCL	0	0	0	0	0	0	18	3	21	0%	0%	0%	0%	86%	14%	
Other Track 1	0	0	0	0	5	1	16	6	28	0%	0%	18%	4%	57%	21%	
Other Track 3	1	0	1	0	6	0	18	2	27	4%	0%	22%	0%	67%	7%	
Other Track 4	0	0	0	0	0	0	2	0	2	0%	0%	0%	0%	100%	0%	
Personal Injury	4	0	4	0	25	0	42	3	74	5%	0%	34%	0%	57%	4%	
Prod Liability	0	0	0	0	0	0	2	2	4	0%	0%	0%	0%	50%	50%	
Prof Malpractic	0	0	0	0	1	0	2	0	3	0%	0%	33%	0%	67%	0%	
PIP Coverage	0	0	0	0	0	0	1	0	1	0%	0%	0%	0%	100%	0%	
Real Property	0	0	0	0	0	0	0	0	0	0%	0%	0%	0%	0%	0%	
Tort Other	0	0	0	0	0	1	4	1	6	0%	0%	0%	17%	67%	17%	
Toxic Tort	0	0	0	0	0	0	0	0	0	0%	0%	0%	0%	0%	0%	
UM/UIM Bod Inj	1	0	1	0	3	1	10	2	17	6%	0%	18%	6%	59%	12%	
<b>Total</b>	<b>9</b>	<b>2</b>	<b>11</b>	<b>2</b>	<b>136</b>	<b>39</b>	<b>375</b>	<b>53</b>	<b>616</b>	<b>2%</b>	<b>0%</b>	<b>22%</b>	<b>6%</b>	<b>61%</b>	<b>9%</b>	



**CIVIL BACKLOG BY CASETYPE  
JULY 2024  
MIDDLESEX**

	<b>Total</b>	<b>Backlog</b>	<b>% chg</b>
Jul 22		6,791	
Jul 23		6,418	-5%
Jul 24		6,085	-5%



1) Casetypes with the state's largest backlogs are highlighted.

2) Some Multicounty Litigation (MCL) cases were transferred in November 2014: Atlantic to Bergen = 8,935; Atlantic to Middlesex = 4,070.

**CIVIL CASELOAD SUMMARY BY CASETYPE  
JULY 2024  
MONMOUTH**

	Filings			Resolutions			Clearance		Backlog			Backlog Percent		Backlog Per 100 Monthly Filings		Active Pending		
	Jul 2023	Jul 2024	percent change	Jul 2023	Jul 2024	percent change	Jul 2024		Jul 2023	Jul 2024	percent change	Jul 2023	Jul 2024	Jul 2023	Jul 2024	Jul 2023	Jul 2024	percent change
	to Jul 2023	to Jul 2024		number	percent													
	Jul 2023	Jul 2024	change	Jul 2023	Jul 2024	change	number	percent	Jul 2023	Jul 2024	change	Jul 2023	Jul 2024	Jul 2023	Jul 2024	Jul 2023	Jul 2024	change
Act on Neg Inst	1	0	-100%	1	0	-100%	0	100%	2	0	-100%	40%	0%	480	0	5	6	20%
Asbestos	0	0	0%	0	0	0%	0	100%	0	0	0%	0%	0%	0	0	0	0	0%
Assault & Bat	2	0	-100%	2	1	-50%	1	100%	15	20	33%	31%	61%	1,059	2,400	49	33	-33%
Auto - Pers Inj	95	96	1%	89	83	-7%	-13	86%	435	215	-51%	28%	15%	465	216	1,557	1,409	-10%
Auto - Property	4	2	-50%	2	4	100%	2	200%	2	2	0%	5%	6%	50	45	42	36	-14%
Book Account	39	38	-3%	28	40	43%	2	105%	19	15	-21%	8%	5%	54	33	248	299	21%
Civil Rights	3	1	-67%	2	2	0%	1	200%	1	11	>999%	5%	48%	71	733	22	23	5%
Complex Comm	4	2	-50%	7	1	-86%	-1	50%	17	11	-35%	35%	32%	567	825	48	34	-29%
Condemnation	3	1	-67%	4	3	-25%	2	300%	6	1	-83%	24%	7%	300	48	25	14	-44%
Construction	2	5	150%	0	5		0	100%	20	15	-25%	35%	36%	585	462	57	42	-26%
Contract/Comme	42	75	79%	48	52	8%	-23	69%	85	84	-1%	15%	14%	162	129	559	603	8%
Employment	0	2		2	2	0%	0	100%	3	1	-67%	27%	9%	360	75	11	11	0%
Lieu of P. Writ	3	5	67%	6	3	-50%	-2	60%	11	7	-36%	18%	15%	259	210	61	48	-21%
Medical Malprac	5	12	140%	9	4	-56%	-8	33%	93	83	-11%	42%	37%	1,329	1,038	221	223	1%
Name Change	22	30	36%	10	22	120%	-8	73%	0	0	0%	0%	0%	0	0	54	57	6%
Other Insurance	3	5	67%	1	2	100%	-3	40%	9	6	-33%	45%	29%	514	232	20	21	5%
Other MCL	0	0	0%	0	0	0%	0	100%	0	0	0%	0%	0%	0	0	0	0	0%
Other Track 1	24	31	29%	37	29	-22%	-2	94%	53	32	-40%	28%	19%	230	123	190	170	-11%
Other Track 3	23	16	-30%	5	12	140%	-4	75%	30	37	23%	14%	15%	228	235	213	240	13%
Other Track 4	0	0	0%	5	0	-100%	0	100%	26	24	-8%	48%	48%	1,642	1,800	54	50	-7%
Personal Injury	54	55	2%	28	25	-11%	-30	45%	250	178	-29%	28%	21%	502	342	891	839	-6%
Prod Liability	0	1		1	0	-100%	-1	0%	7	5	-29%	32%	19%	560	462	22	26	18%
Prof Malpractic	4	1	-75%	5	7	40%	6	700%	28	26	-7%	33%	33%	646	1,006	84	78	-7%
PIP Coverage	0	2		1	1	0%	-1	50%	0	1		0%	20%	0	200	6	5	-17%
Real Property	1	2	100%	2	2	0%	0	100%	7	5	-29%	39%	22%	271	222	18	23	28%
Tort Other	6	10	67%	11	10	-9%	0	100%	26	25	-4%	18%	19%	201	240	146	132	-10%
Toxic Tort	0	0	0%	0	1		1	100%	0	0	0%	0%	0%	0	0	1	0	-100%
UM/UIM Bod Inj	4	8	100%	6	4	-33%	-4	50%	27	8	-70%	27%	12%	476	150	100	66	-34%
<b>Total</b>	<b>344</b>	<b>400</b>	<b>16%</b>	<b>312</b>	<b>315</b>	<b>1%</b>	<b>-85</b>	<b>79%</b>	<b>1,172</b>	<b>812</b>	<b>-31%</b>	<b>25%</b>	<b>18%</b>	<b>341</b>	<b>216</b>	<b>4,704</b>	<b>4,488</b>	<b>-5%</b>

**CIVIL BACKLOG SUMMARY BY CASETYPE**

**July 2024**

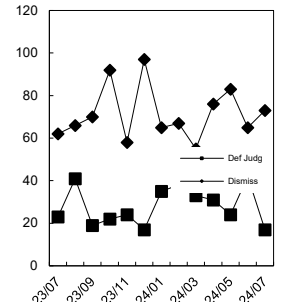
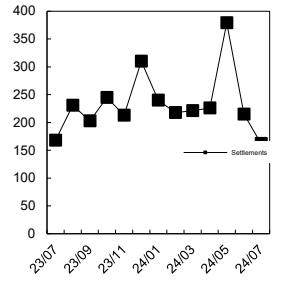
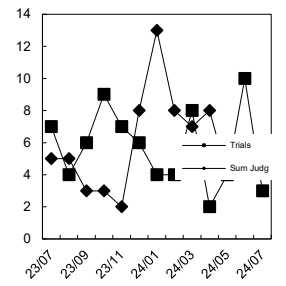
**MONMOUTH**

	<b>Cases in Backlog</b>															<b>Total Backlog</b>
	Track 1					Track 2				Track 3			Track 4			
	12 to 18 months	18 to 24 months	24 to 36 months	over 36 months	Total Track 1	18 to 24 months	24 to 36 months	over 36 months	Total Track 2	24 to 36 months	over 36 months	Total Track 3	24 to 36 months	over 36 months	Total Track 4	
Act on Neg Inst	0	0	0	0	0	0	0	0	0	0	0	0	0	0	0	0
Asbestos	0	0	0	0	0	0	0	0	0	0	0	0	0	0	0	0
Assault & Bat	0	0	0	0	0	0	0	0	0	15	5	20	0	0	0	20
Auto - Pers Inj	0	0	0	0	0	109	73	33	215	0	0	0	0	0	0	215
Auto - Property	0	0	0	0	0	2	0	0	2	0	0	0	0	0	0	2
Book Account	9	2	3	1	15	0	0	0	0	0	0	0	0	0	0	15
Civil Rights	0	0	0	0	0	0	0	0	0	10	1	11	0	0	0	11
Complex Comm	0	0	0	0	0	0	0	0	0	0	0	0	4	7	11	11
Condemnation	0	0	0	0	0	0	0	0	0	1	0	1	0	0	0	1
Construction	0	0	0	0	0	6	7	2	15	0	0	0	0	0	0	15
Contract/Comm	0	0	0	0	0	40	23	21	84	0	0	0	0	0	0	84
Employment	0	0	0	0	0	1	0	0	1	0	0	0	0	0	0	1
Lieu of P. Writ	0	0	0	0	0	0	0	0	0	0	0	0	5	2	7	7
Medical Malprac	0	0	0	0	0	0	0	0	0	44	39	83	0	0	0	83
Name Change	0	0	0	0	0	0	0	0	0	0	0	0	0	0	0	0
Other Insurance	4	0	2	0	6	0	0	0	0	0	0	0	0	0	0	6
Other MCL	0	0	0	0	0	0	0	0	0	0	0	0	0	0	0	0
Other Track 1	16	3	7	6	32	0	0	0	0	0	0	0	0	0	0	32
Other Track 3	0	0	0	0	0	0	0	0	0	27	10	37	0	0	0	37
Other Track 4	0	0	0	0	0	0	0	0	0	0	0	0	10	14	24	24
Personal Injury	0	0	0	0	0	92	61	25	178	0	0	0	0	0	0	178
Prod Liability	0	0	0	0	0	0	0	0	0	4	1	5	0	0	0	5
Prof Malpractic	0	0	0	0	0	0	0	0	0	12	14	26	0	0	0	26
PIP Coverage	1	0	0	0	1	0	0	0	0	0	0	0	0	0	0	1
Real Property	1	1	2	1	5	0	0	0	0	0	0	0	0	0	0	5
Tort Other	0	0	0	0	0	13	8	4	25	0	0	0	0	0	0	25
Toxic Tort	0	0	0	0	0	0	0	0	0	0	0	0	0	0	0	0
UM/UIM Bod Inj	0	0	0	0	0	4	3	1	8	0	0	0	0	0	0	8
<b>Total</b>	<b>31</b>	<b>6</b>	<b>14</b>	<b>8</b>	<b>59</b>	<b>267</b>	<b>175</b>	<b>86</b>	<b>528</b>	<b>113</b>	<b>70</b>	<b>183</b>	<b>19</b>	<b>23</b>	<b>42</b>	<b>812</b>

**CIVIL RESOLUTION SUMMARY BY CASETYPE  
JULY 2024  
MONMOUTH**

	Trial			Summary					Total	Percent resolved by						Monthly Resolutions
	Jury	Nonjury	Total	Judgment	Settlement	Default Judgment	Dismiss	Other		Trial	Sum Jud	Settle	Default J	Dismiss	Other	
Act on Neg Inst	0	0	0	0	0	0	0	0	0	0%	0%	0%	0%	0%	0%	
Asbestos	0	0	0	0	0	0	0	0	0	0%	0%	0%	0%	0%	0%	
Assault & Bat	0	0	0	0	0	0	1	0	1	0%	0%	0%	0%	100%	0%	
Auto - Pers Inj	0	0	0	1	72	0	7	3	83	0%	1%	87%	0%	8%	4%	
Auto - Property	0	0	0	0	0	0	4	0	4	0%	0%	0%	0%	100%	0%	
Book Account	0	0	0	1	15	10	14	0	40	0%	3%	38%	25%	35%	0%	
Civil Rights	0	0	0	0	0	0	2	0	2	0%	0%	0%	0%	100%	0%	
Complex Commerc	0	0	0	0	0	0	0	1	1	0%	0%	0%	0%	0%	100%	
Condemnation	0	0	0	0	3	0	0	0	3	0%	0%	100%	0%	0%	0%	
Construction	0	0	0	0	3	0	1	1	5	0%	0%	60%	0%	20%	20%	
Contract/Commer	1	0	1	2	16	7	22	4	52	2%	4%	31%	13%	42%	8%	
Employment	0	0	0	0	1	0	1	0	2	0%	0%	50%	0%	50%	0%	
Lieu of P. Writ	0	0	0	0	1	0	0	2	3	0%	0%	33%	0%	0%	67%	
Medical Malprac	1	0	1	1	2	0	0	0	4	25%	25%	50%	0%	0%	0%	
Name Change	0	0	0	0	0	0	0	22	22	0%	0%	0%	0%	0%	100%	
Other Insurance	0	0	0	0	1	0	1	0	2	0%	0%	50%	0%	50%	0%	
Other MCL	0	0	0	0	0	0	0	0	0	0%	0%	0%	0%	0%	0%	
Other Track 1	0	0	0	1	9	0	8	11	29	0%	3%	31%	0%	28%	38%	
Other Track 3	0	0	0	0	3	0	5	4	12	0%	0%	25%	0%	42%	33%	
Other Track 4	0	0	0	0	0	0	0	0	0	0%	0%	0%	0%	0%	0%	
Personal Injury	0	0	0	0	20	0	3	2	25	0%	0%	80%	0%	12%	8%	
Prod Liability	0	0	0	0	0	0	0	0	0	0%	0%	0%	0%	0%	0%	
Prof Malpractic	0	0	0	0	5	0	0	2	7	0%	0%	71%	0%	0%	29%	
PIP Coverage	0	0	0	0	1	0	0	0	1	0%	0%	100%	0%	0%	0%	
Real Property	0	1	1	0	0	0	1	0	2	50%	0%	0%	0%	50%	0%	
Tort Other	0	0	0	0	7	0	1	2	10	0%	0%	70%	0%	10%	20%	
Toxic Tort	0	0	0	0	0	0	1	0	1	0%	0%	0%	0%	100%	0%	
UM/UIM Bod Inj	0	0	0	0	3	0	1	0	4	0%	0%	75%	0%	25%	0%	
<b>Total</b>	<b>2</b>	<b>1</b>	<b>3</b>	<b>6</b>	<b>162</b>	<b>17</b>	<b>73</b>	<b>54</b>	<b>315</b>	<b>1%</b>	<b>2%</b>	<b>51%</b>	<b>5%</b>	<b>23%</b>	<b>17%</b>	

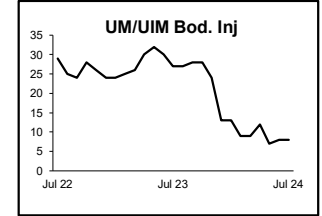
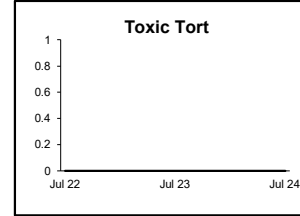
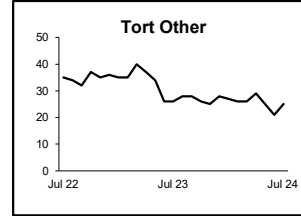
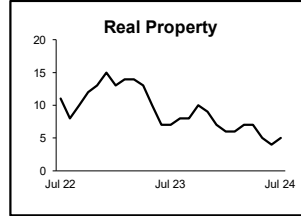
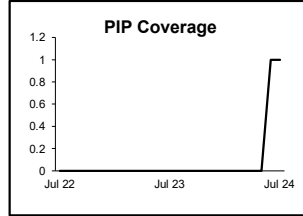
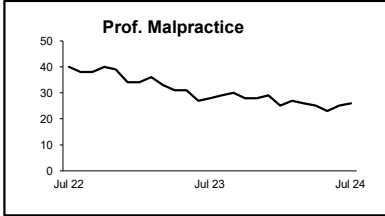
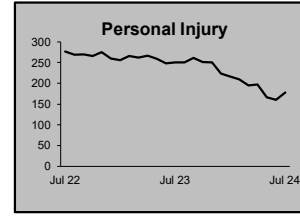
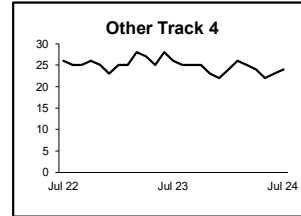
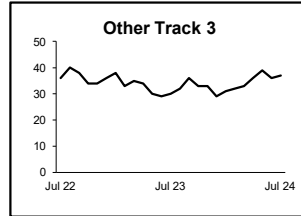
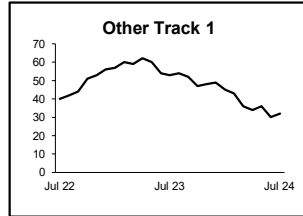
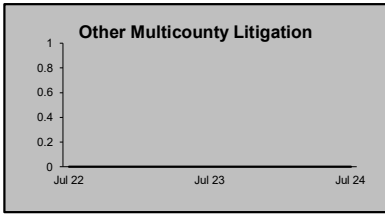
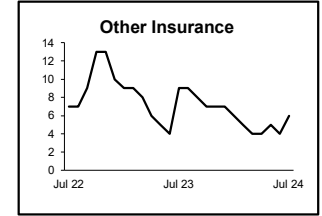
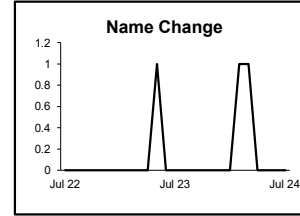
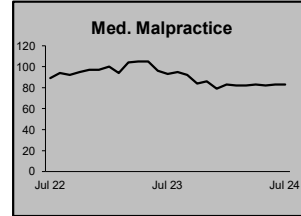
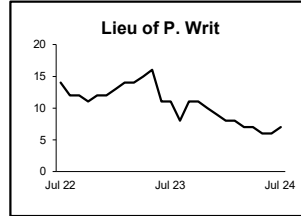
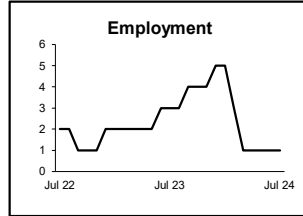
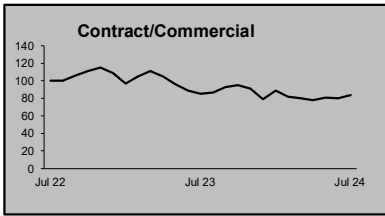
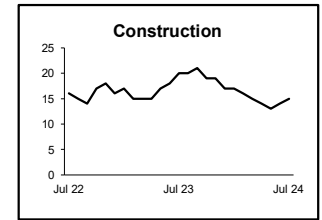
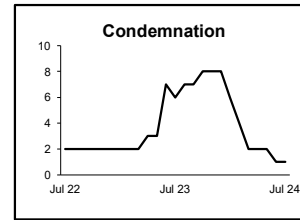
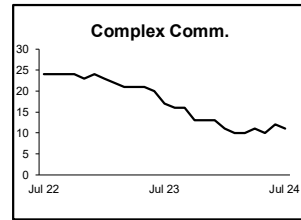
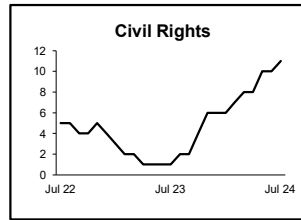
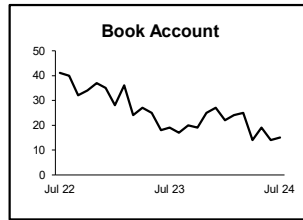
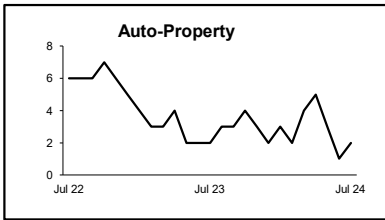
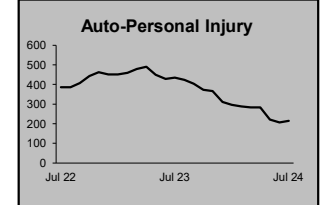
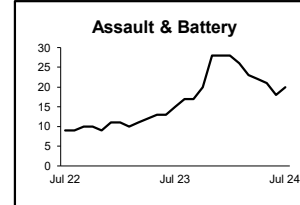
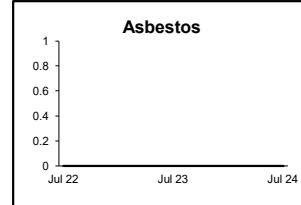
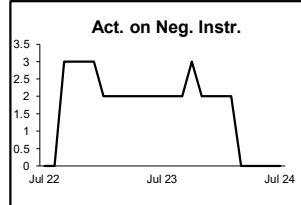
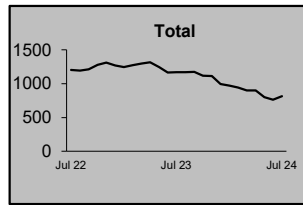
Monthly Resolutions





**CIVIL BACKLOG BY CASETYPE  
JULY 2024  
MONMOUTH**

	<b>Total</b>	<b>Backlog</b>	<b>% chg</b>
Jul 22		1,205	
Jul 23		1,172	-3%
Jul 24		812	-31%



1) Casetypes with the state's largest backlogs are highlighted.

2) Some Multicounty Litigation (MCL) cases were transferred in November 2014: Atlantic to Bergen = 8,935; Atlantic to Middlesex = 4,070.

**CIVIL CASELOAD SUMMARY BY CASETYPE**  
**JULY 2024**  
**MORRIS**

	Filings			Resolutions			Clearance		Backlog			Backlog Percent		Backlog Per 100 Monthly Filings		Active Pending			
	Jul 2023	Jul 2024	percent change	Jul 2023	Jul 2024	percent change	Jul 2024		Jul 2023	Jul 2024	percent change	Jul 2023	Jul 2024	Jul 2023	Jul 2024	percent change	Jul 2023	Jul 2024	percent change
	to Jul 2023	to Jul 2024		to Jul 2023	to Jul 2024		number	percent											
Act on Neg Inst	0	0	0%	0	0	0%	0	100%	0	0	0%	0%	0%	0	0	0	4		
Asbestos	0	0	0%	0	0	0%	0	100%	0	0	0%	0%	0%	0	0	0	0	0	0%
Assault & Bat	0	1		1	1	0%	0	100%	31	56	81%	86%	84%	37,200	6,109	36	67	86%	
Auto - Pers Inj	34	45	32%	34	36	6%	-9	80%	195	119	-39%	29%	18%	513	259	666	645	-3%	
Auto - Property	0	6		1	4	300%	-2	67%	0	1		0%	5%	0	36	20	19	-5%	
Book Account	33	39	18%	18	25	39%	-14	64%	5	9	80%	3%	4%	19	26	153	224	46%	
Civil Rights	1	0	-100%	0	0	0%	0	100%	2	11	450%	13%	52%	218	1,320	15	21	40%	
Complex Comm	5	2	-60%	4	5	25%	3	250%	29	23	-21%	52%	49%	1,160	1,200	56	47	-16%	
Condemnation	1	0	-100%	0	2		2	100%	0	1		0%	33%	0	300	7	3	-57%	
Construction	3	1	-67%	1	0	-100%	-1	0%	15	2	-87%	38%	8%	900	100	39	25	-36%	
Contract/Comm	41	44	7%	39	46	18%	2	105%	69	45	-35%	15%	12%	172	122	458	381	-17%	
Employment	1	3	200%	1	1	0%	-2	33%	3	0	-100%	20%	0%	171	0	15	11	-27%	
Lieu of P. Writ	2	0	-100%	0	4		4	100%	4	1	-75%	18%	5%	253	52	22	21	-5%	
Medical Malprac	5	4	-20%	3	4	33%	0	100%	81	68	-16%	51%	46%	1,705	1,813	158	148	-6%	
Name Change	18	16	-11%	3	19	533%	3	119%	0	0	0%	0%	0%	0	0	27	26	-4%	
Other Insurance	1	2	100%	3	0	-100%	-2	0%	4	1	-75%	22%	9%	200	67	18	11	-39%	
Other MCL	0	0	0%	0	0	0%	0	100%	0	0	0%	0%	0%	0	0	0	0	0%	
Other Track 1	7	13	86%	7	7	0%	-6	54%	4	0	-100%	5%	0%	28	0	73	92	26%	
Other Track 3	10	9	-10%	4	6	50%	-3	67%	39	33	-15%	28%	23%	493	440	141	144	2%	
Other Track 4	1	2	100%	0	2		0	100%	12	9	-25%	39%	45%	1,200	982	31	20	-35%	
Personal Injury	20	31	55%	19	30	58%	-1	97%	183	121	-34%	35%	27%	737	451	518	453	-13%	
Prod Liability	1	2	100%	2	2	0%	0	100%	13	8	-38%	50%	44%	1,418	873	26	18	-31%	
Prof Malpractic	4	2	-50%	0	5		3	250%	24	18	-25%	43%	41%	1,600	939	56	44	-21%	
PIP Coverage	3	6	100%	1	2	100%	-4	33%	0	0	0%	0%	0%	0	0	17	18	6%	
Real Property	3	1	-67%	1	0	-100%	-1	0%	1	0	-100%	14%	0%	86	0	7	8	14%	
Tort Other	4	3	-25%	5	4	-20%	1	133%	19	9	-53%	23%	13%	317	159	83	70	-16%	
Toxic Tort	0	0	0%	0	0	0%	0	100%	1	0	-100%	100%	0%	0	0	1	0	-100%	
UM/UM Bod Inj	1	0	-100%	1	0	-100%	0	100%	7	8	14%	23%	29%	323	457	31	28	-10%	
<b>Total</b>	<b>199</b>	<b>232</b>	<b>17%</b>	<b>148</b>	<b>205</b>	<b>39%</b>	<b>-27</b>	<b>88%</b>	<b>741</b>	<b>543</b>	<b>-27%</b>	<b>28%</b>	<b>21%</b>	<b>374</b>	<b>252</b>	<b>2,674</b>	<b>2,548</b>	<b>-5%</b>	

**CIVIL BACKLOG SUMMARY BY CASETYPE**

**July 2024**

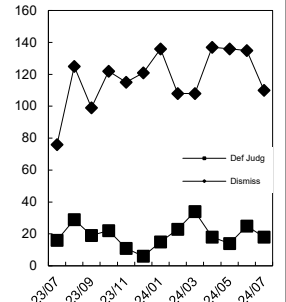
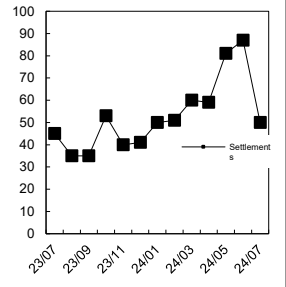
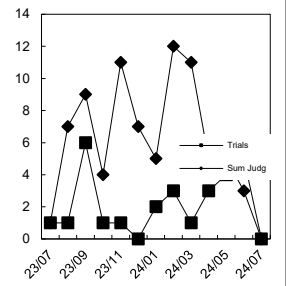
**MORRIS**

	<b>Cases in Backlog</b>															<b>Total Backlog</b>
	Track 1					Track 2				Track 3			Track 4			
	12 to 18 months	18 to 24 months	24 to 36 months	over 36 months	Total Track 1	18 to 24 months	24 to 36 months	over 36 months	Total Track 2	24 to 36 months	over 36 months	Total Track 3	24 to 36 months	over 36 months	Total Track 4	
Act on Neg Inst	0	0	0	0	0	0	0	0	0	0	0	0	0	0	0	0
Asbestos	0	0	0	0	0	0	0	0	0	0	0	0	0	0	0	0
Assault & Bat	0	0	0	0	0	0	0	0	0	29	27	56	0	0	0	56
Auto - Pers Inj	0	0	0	0	0	68	46	5	119	0	0	0	0	0	0	119
Auto - Property	0	0	0	0	0	1	0	0	1	0	0	0	0	0	0	1
Book Account	8	1	0	0	9	0	0	0	0	0	0	0	0	0	0	9
Civil Rights	0	0	0	0	0	0	0	0	0	9	2	11	0	0	0	11
Complex Comm	0	0	0	0	0	0	0	0	0	0	0	0	7	16	23	23
Condemnation	0	0	0	0	0	0	0	0	0	1	0	1	0	0	0	1
Construction	0	0	0	0	0	1	1	0	2	0	0	0	0	0	0	2
Contract/Comm	0	0	0	0	0	27	17	1	45	0	0	0	0	0	0	45
Employment	0	0	0	0	0	0	0	0	0	0	0	0	0	0	0	0
Lieu of P. Writ	0	0	0	0	0	0	0	0	0	0	0	0	1	0	1	1
Medical Malprac	0	0	0	0	0	0	0	0	0	18	50	68	0	0	0	68
Name Change	0	0	0	0	0	0	0	0	0	0	0	0	0	0	0	0
Other Insurance	1	0	0	0	1	0	0	0	0	0	0	0	0	0	0	1
Other MCL	0	0	0	0	0	0	0	0	0	0	0	0	0	0	0	0
Other Track 1	0	0	0	0	0	0	0	0	0	0	0	0	0	0	0	0
Other Track 3	0	0	0	0	0	0	0	0	0	14	19	33	0	0	0	33
Other Track 4	0	0	0	0	0	0	0	0	0	0	0	0	6	3	9	9
Personal Injury	0	0	0	0	0	66	47	8	121	0	0	0	0	0	0	121
Prod Liability	0	0	0	0	0	0	0	0	0	4	4	8	0	0	0	8
Prof Malpractic	0	0	0	0	0	0	0	0	0	12	6	18	0	0	0	18
PIP Coverage	0	0	0	0	0	0	0	0	0	0	0	0	0	0	0	0
Real Property	0	0	0	0	0	0	0	0	0	0	0	0	0	0	0	0
Tort Other	0	0	0	0	0	4	5	0	9	0	0	0	0	0	0	9
Toxic Tort	0	0	0	0	0	0	0	0	0	0	0	0	0	0	0	0
UM/UIM Bod Inj	0	0	0	0	0	8	0	0	8	0	0	0	0	0	0	8
<b>Total</b>	<b>9</b>	<b>1</b>	<b>0</b>	<b>0</b>	<b>10</b>	<b>175</b>	<b>116</b>	<b>14</b>	<b>305</b>	<b>87</b>	<b>108</b>	<b>195</b>	<b>14</b>	<b>19</b>	<b>33</b>	<b>543</b>

**CIVIL RESOLUTION SUMMARY BY CASETYPE  
JULY 2024  
MORRIS**

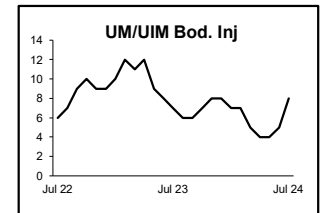
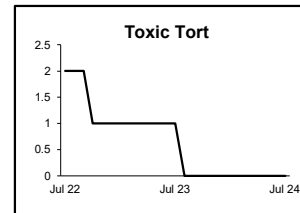
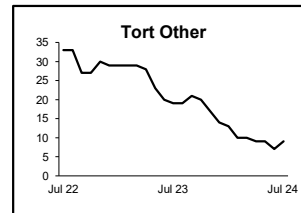
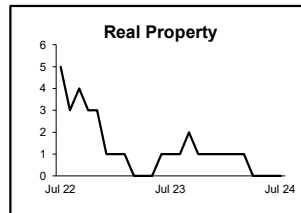
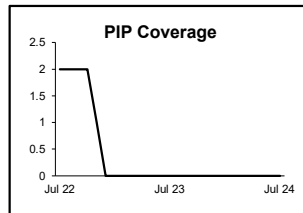
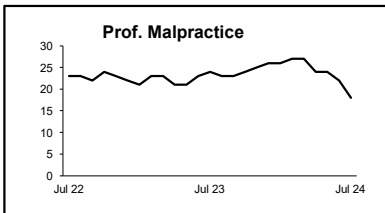
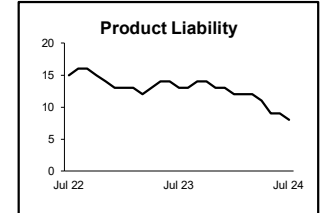
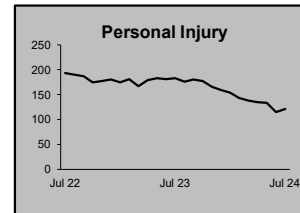
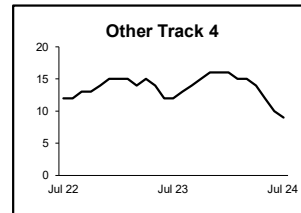
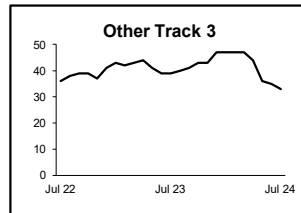
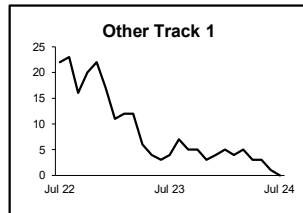
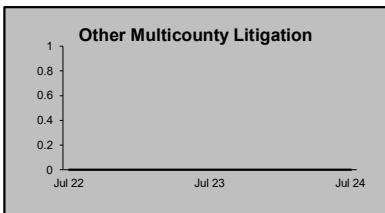
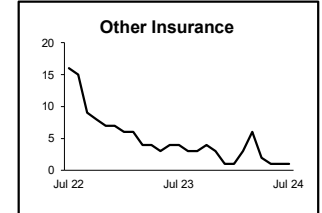
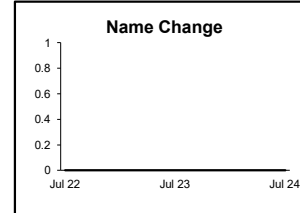
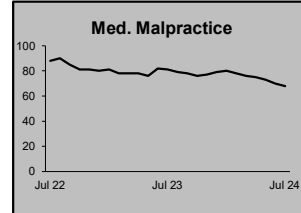
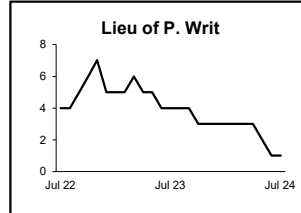
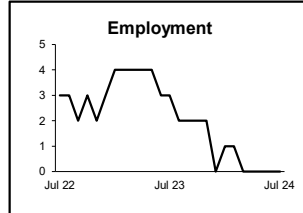
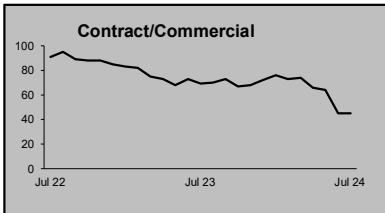
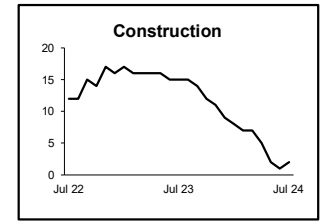
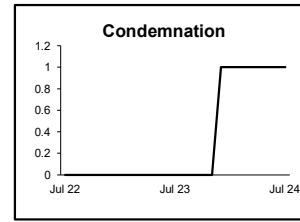
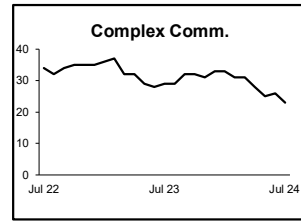
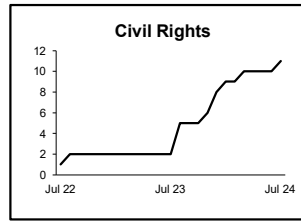
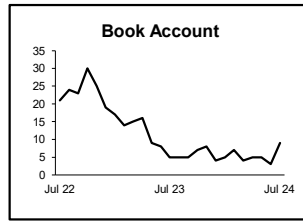
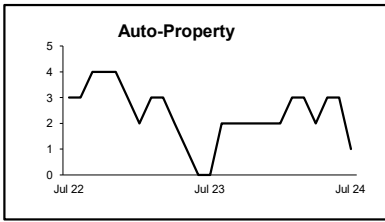
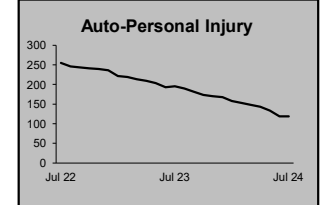
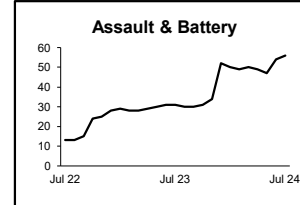
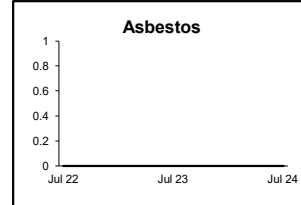
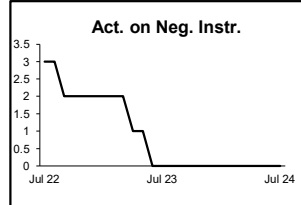
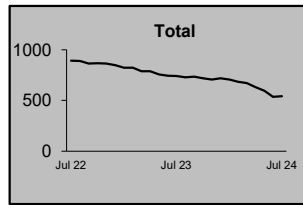
	Trial			Summary					Total	Percent resolved by						Monthly Resolutions
	Jury	Nonjury	Total	Judgment	Settlement	Default Judgment	Dismiss	Other		Trial	Sum Jud	Settle	Default J	Dismiss	Other	
Act on Neg Inst	0	0	0	0	0	0	0	0	0	0%	0%	0%	0%	0%	0%	
Asbestos	0	0	0	0	0	0	0	0	0	0%	0%	0%	0%	0%	0%	
Assault & Bat	0	0	0	0	1	0	0	0	1	0%	0%	100%	0%	0%	0%	
Auto - Pers Inj	0	0	0	0	10	0	26	0	36	0%	0%	28%	0%	72%	0%	
Auto - Property	0	0	0	0	2	1	0	1	4	0%	0%	50%	25%	0%	25%	
Book Account	0	0	0	0	6	6	13	0	25	0%	0%	24%	24%	52%	0%	
Civil Rights	0	0	0	0	0	0	0	0	0	0%	0%	0%	0%	0%	0%	
Complex Commerc	0	0	0	0	2	0	3	0	5	0%	0%	40%	0%	60%	0%	
Condemnation	0	0	0	0	0	0	0	2	2	0%	0%	0%	0%	0%	100%	
Construction	0	0	0	0	0	0	0	0	0	0%	0%	0%	0%	0%	0%	
Contract/Commer	0	0	0	0	11	10	25	0	46	0%	0%	24%	22%	54%	0%	
Employment	0	0	0	0	0	0	0	1	1	0%	0%	0%	0%	0%	100%	
Lieu of P. Writ	0	0	0	0	0	0	3	1	4	0%	0%	0%	0%	75%	25%	
Medical Malprac	0	0	0	0	2	0	2	0	4	0%	0%	50%	0%	50%	0%	
Name Change	0	0	0	0	0	0	0	19	19	0%	0%	0%	0%	0%	100%	
Other Insurance	0	0	0	0	0	0	0	0	0	0%	0%	0%	0%	0%	0%	
Other MCL	0	0	0	0	0	0	0	0	0	0%	0%	0%	0%	0%	0%	
Other Track 1	0	0	0	0	0	1	5	1	7	0%	0%	0%	14%	71%	14%	
Other Track 3	0	0	0	0	3	0	3	0	6	0%	0%	50%	0%	50%	0%	
Other Track 4	0	0	0	0	2	0	0	0	2	0%	0%	100%	0%	0%	0%	
Personal Injury	0	0	0	0	7	0	22	1	30	0%	0%	23%	0%	73%	3%	
Prod Liability	0	0	0	0	0	0	2	0	2	0%	0%	0%	0%	100%	0%	
Prof Malpractic	0	0	0	0	2	0	2	1	5	0%	0%	40%	0%	40%	20%	
PIP Coverage	0	0	0	0	1	0	1	0	2	0%	0%	50%	0%	50%	0%	
Real Property	0	0	0	0	0	0	0	0	0	0%	0%	0%	0%	0%	0%	
Tort Other	0	0	0	0	1	0	3	0	4	0%	0%	25%	0%	75%	0%	
Toxic Tort	0	0	0	0	0	0	0	0	0	0%	0%	0%	0%	0%	0%	
UM/UIM Bod Inj	0	0	0	0	0	0	0	0	0	0%	0%	0%	0%	0%	0%	
<b>Total</b>	<b>0</b>	<b>0</b>	<b>0</b>	<b>0</b>	<b>50</b>	<b>18</b>	<b>110</b>	<b>27</b>	<b>205</b>	<b>0%</b>	<b>0%</b>	<b>24%</b>	<b>9%</b>	<b>54%</b>	<b>13%</b>	

Monthly Resolutions



**CIVIL BACKLOG BY CASETYPE  
JULY 2024  
MORRIS**

	<b>Total</b>	<b>Backlog</b>	<b>% chg</b>
Jul 22		893	
Jul 23		741	-17%
Jul 24		543	-27%



1) Casetypes with the state's largest backlogs are highlighted.

2) Some Multicounty Litigation (MCL) cases were transferred in November 2014: Atlantic to Bergen = 8,935; Atlantic to Middlesex = 4,070.

**CIVIL CASELOAD SUMMARY BY CASETYPE**  
**JULY 2024**  
**OCEAN**

	Filings			Resolutions			Clearance		Backlog			Backlog Percent		Backlog Per 100 Monthly Filings		Active Pending			
	Jul 2023	Jul 2024	percent change	Jul 2023	Jul 2024	percent change	Jul 2024		Jul 2023	Jul 2024	percent change	Jul 2023	Jul 2024	Jul 2023	Jul 2024	percent change	Jul 2023	Jul 2024	percent change
	to Jul 2023	to Jul 2024		to Jul 2023	to Jul 2024		number	percent											
Act on Neg Inst	0	1		0	0	0%	-1	0%	0	0	0%	0%	0%	0	0		0	6	
Asbestos	0	0	0%	0	0	0%	0	100%	0	0	0%	0%	0%	0	0		0	0	0%
Assault & Bat	0	0	0%	0	1		1	100%	3	5	67%	17%	33%	450	750		18	15	-17%
Auto - Pers Inj	62	73	18%	69	55	-20%	-18	75%	325	245	-25%	28%	23%	468	363		1,170	1,077	-8%
Auto - Property	0	3		3	2	-33%	-1	67%	1	1	0%	3%	3%	28	27		30	33	10%
Book Account	28	48	71%	29	28	-3%	-20	58%	13	10	-23%	9%	4%	45	28		146	233	60%
Civil Rights	0	2		0	2		0	100%	2	4	100%	17%	31%	240	400		12	13	8%
Complex Comm	0	1		2	0	-100%	-1	0%	3	0	-100%	30%	0%	277	0		10	9	-10%
Condemnation	3	1	-67%	4	2	-50%	1	200%	23	16	-30%	49%	55%	767	1,129		47	29	-38%
Construction	2	5	150%	1	2	100%	-3	40%	11	11	0%	29%	35%	471	508		38	31	-18%
Contract/Comm	38	50	32%	29	33	14%	-17	66%	37	39	5%	11%	11%	101	98		332	350	5%
Employment	0	3		4	2	-50%	-1	67%	4	2	-50%	44%	15%	436	218		9	13	44%
Lieu of P. Writ	3	1	-67%	1	8	700%	7	800%	9	4	-56%	20%	12%	257	117		44	33	-25%
Medical Malprac	3	3	0%	4	4	0%	1	133%	50	44	-12%	37%	35%	938	1,015		135	125	-7%
Name Change	11	18	64%	14	16	14%	-2	89%	0	0	0%	0%	0%	0	0		39	52	33%
Other Insurance	0	7		2	2	0%	-5	29%	8	4	-50%	50%	15%	738	155		16	26	63%
Other MCL	0	0	0%	0	0	0%	0	100%	0	0	0%	0%	0%	0	0		0	0	0%
Other Track 1	17	30	76%	19	29	53%	-1	97%	43	44	2%	24%	24%	188	171		180	184	2%
Other Track 3	13	4	-69%	8	3	-63%	-1	75%	31	24	-23%	22%	15%	400	253		142	155	9%
Other Track 4	0	0	0%	4	0	-100%	0	100%	3	4	33%	20%	29%	300	480		15	14	-7%
Personal Injury	38	39	3%	36	36	0%	-3	92%	214	210	-2%	29%	28%	518	492		746	755	1%
Prod Liability	1	2	100%	2	1	-50%	-1	50%	7	6	-14%	33%	30%	494	600		21	20	-5%
Prof Malpractic	4	5	25%	3	6	100%	1	120%	22	24	9%	29%	30%	800	847		77	79	3%
PIP Coverage	2	0	-100%	1	0	-100%	0	100%	1	1	0%	20%	17%	150	200		5	6	20%
Real Property	0	1		0	2		1	200%	6	3	-50%	40%	27%	343	189		15	11	-27%
Tort Other	7	9	29%	6	5	-17%	-4	56%	21	23	10%	21%	20%	255	256		99	114	15%
Toxic Tort	0	0	0%	0	0	0%	0	100%	0	0	0%	0%	0%	0	0		0	0	0%
UM/UIM Bod Inj	1	4	300%	1	5	400%	1	125%	6	8	33%	11%	17%	141	209		54	46	-15%
<b>Total</b>	<b>233</b>	<b>310</b>	<b>33%</b>	<b>242</b>	<b>244</b>	<b>1%</b>	<b>-66</b>	<b>79%</b>	<b>843</b>	<b>732</b>	<b>-13%</b>	<b>25%</b>	<b>21%</b>	<b>322</b>	<b>263</b>		<b>3,400</b>	<b>3,429</b>	<b>1%</b>

**CIVIL BACKLOG SUMMARY BY CASETYPE**

**July 2024**

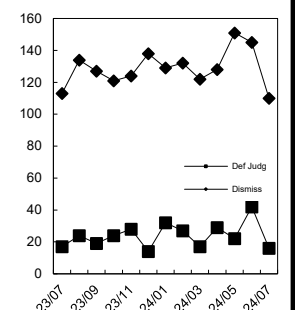
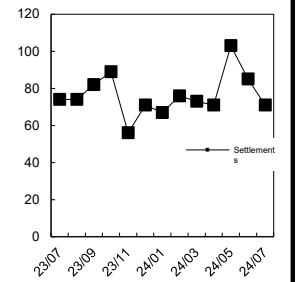
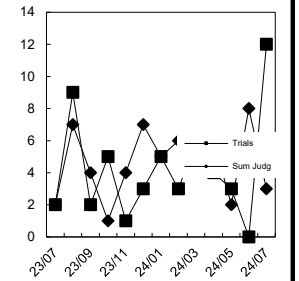
**OCEAN**

	<b>Cases in Backlog</b>															<b>Total Backlog</b>
	Track 1					Track 2				Track 3			Track 4			
	12 to 18 months	18 to 24 months	24 to 36 months	over 36 months	Total Track 1	18 to 24 months	24 to 36 months	over 36 months	Total Track 2	24 to 36 months	over 36 months	Total Track 3	24 to 36 months	over 36 months	Total Track 4	
Act on Neg Inst	0	0	0	0	0	0	0	0	0	0	0	0	0	0	0	0
Asbestos	0	0	0	0	0	0	0	0	0	0	0	0	0	0	0	0
Assault & Bat	0	0	0	0	0	0	0	0	0	4	1	5	0	0	0	5
Auto - Pers Inj	0	0	0	0	0	104	112	26	242	0	2	2	1	0	1	245
Auto - Property	0	0	0	0	0	0	1	0	1	0	0	0	0	0	0	1
Book Account	8	2	0	0	10	0	0	0	0	0	0	0	0	0	0	10
Civil Rights	0	0	0	0	0	0	0	0	0	3	1	4	0	0	0	4
Complex Comm	0	0	0	0	0	0	0	0	0	0	0	0	0	0	0	0
Condemnation	0	0	0	0	0	0	0	0	0	1	15	16	0	0	0	16
Construction	0	0	0	0	0	3	5	2	10	0	1	1	0	0	0	11
Contract/Comm	0	0	0	0	0	20	13	6	39	0	0	0	0	0	0	39
Employment	0	0	0	0	0	1	1	0	2	0	0	0	0	0	0	2
Lieu of P. Writ	0	0	0	0	0	0	0	0	0	0	0	0	2	2	4	4
Medical Malprac	0	0	0	0	0	0	0	0	0	24	20	44	0	0	0	44
Name Change	0	0	0	0	0	0	0	0	0	0	0	0	0	0	0	0
Other Insurance	2	1	1	0	4	0	0	0	0	0	0	0	0	0	0	4
Other MCL	0	0	0	0	0	0	0	0	0	0	0	0	0	0	0	0
Other Track 1	19	10	8	4	41	0	1	0	1	2	0	2	0	0	0	44
Other Track 3	0	0	0	0	0	0	0	0	0	14	10	24	0	0	0	24
Other Track 4	0	0	0	0	0	0	0	0	0	0	0	0	2	2	4	4
Personal Injury	0	0	0	0	0	101	73	35	209	1	0	1	0	0	0	210
Prod Liability	0	0	0	0	0	0	0	0	0	2	4	6	0	0	0	6
Prof Malpractic	0	0	0	0	0	0	0	0	0	18	6	24	0	0	0	24
PIP Coverage	0	0	1	0	1	0	0	0	0	0	0	0	0	0	0	1
Real Property	0	1	2	0	3	0	0	0	0	0	0	0	0	0	0	3
Tort Other	0	0	0	0	0	8	13	2	23	0	0	0	0	0	0	23
Toxic Tort	0	0	0	0	0	0	0	0	0	0	0	0	0	0	0	0
UM/UIM Bod Inj	0	0	0	0	0	5	3	0	8	0	0	0	0	0	0	8
<b>Total</b>	<b>29</b>	<b>14</b>	<b>12</b>	<b>4</b>	<b>59</b>	<b>242</b>	<b>222</b>	<b>71</b>	<b>535</b>	<b>69</b>	<b>60</b>	<b>129</b>	<b>5</b>	<b>4</b>	<b>9</b>	<b>732</b>

**CIVIL RESOLUTION SUMMARY BY CASETYPE**  
**JULY 2024**  
**OCEAN**

	Trial			Summary					Total	Percent resolved by						Monthly Resolutions
	Jury	Nonjury	Total	Judgment	Settlement	Default Judgment	Dismiss	Other		Trial	Sum Jud	Settle	Default J	Dismiss	Other	
Act on Neg Inst	0	0	0	0	0	0	0	0	0	0%	0%	0%	0%	0%	0%	
Asbestos	0	0	0	0	0	0	0	0	0	0%	0%	0%	0%	0%	0%	
Assault & Bat	0	0	0	0	0	1	0	0	1	0%	0%	0%	100%	0%	0%	
Auto - Pers Inj	0	0	0	0	13	0	38	4	55	0%	0%	24%	0%	69%	7%	
Auto - Property	0	0	0	0	1	1	0	0	2	0%	0%	50%	50%	0%	0%	
Book Account	1	0	1	0	12	7	8	0	28	4%	0%	43%	25%	29%	0%	
Civil Rights	0	0	0	0	0	0	2	0	2	0%	0%	0%	0%	100%	0%	
Complex Commerc	0	0	0	0	0	0	0	0	0	0%	0%	0%	0%	0%	0%	
Condemnation	1	0	1	0	0	0	0	1	2	50%	0%	0%	0%	0%	50%	
Construction	0	0	0	0	2	0	0	0	2	0%	0%	100%	0%	0%	0%	
Contract/Commer	0	0	0	0	8	7	14	4	33	0%	0%	24%	21%	42%	12%	
Employment	0	0	0	0	1	0	0	1	2	0%	0%	50%	0%	0%	50%	
Lieu of P. Writ	0	6	6	1	1	0	0	0	8	75%	13%	13%	0%	0%	0%	
Medical Malprac	1	0	1	0	2	0	1	0	4	25%	0%	50%	0%	25%	0%	
Name Change	0	0	0	0	0	0	3	13	16	0%	0%	0%	0%	19%	81%	
Other Insurance	0	0	0	0	1	0	0	1	2	0%	0%	50%	0%	0%	50%	
Other MCL	0	0	0	0	0	0	0	0	0	0%	0%	0%	0%	0%	0%	
Other Track 1	0	0	0	1	11	0	13	4	29	0%	3%	38%	0%	45%	14%	
Other Track 3	0	0	0	0	0	0	3	0	3	0%	0%	0%	0%	100%	0%	
Other Track 4	0	0	0	0	0	0	0	0	0	0%	0%	0%	0%	0%	0%	
Personal Injury	2	0	2	1	14	0	17	2	36	6%	3%	39%	0%	47%	6%	
Prod Liability	0	0	0	0	1	0	0	0	1	0%	0%	100%	0%	0%	0%	
Prof Malpractic	0	0	0	0	0	0	6	0	6	0%	0%	0%	0%	100%	0%	
PIP Coverage	0	0	0	0	0	0	0	0	0	0%	0%	0%	0%	0%	0%	
Real Property	1	0	1	0	0	0	0	1	2	50%	0%	0%	0%	0%	50%	
Tort Other	0	0	0	0	2	0	2	1	5	0%	0%	40%	0%	40%	20%	
Toxic Tort	0	0	0	0	0	0	0	0	0	0%	0%	0%	0%	0%	0%	
UM/UIM Bod Inj	0	0	0	0	2	0	3	0	5	0%	0%	40%	0%	60%	0%	
<b>Total</b>	<b>6</b>	<b>6</b>	<b>12</b>	<b>3</b>	<b>71</b>	<b>16</b>	<b>110</b>	<b>32</b>	<b>244</b>	<b>5%</b>	<b>1%</b>	<b>29%</b>	<b>7%</b>	<b>45%</b>	<b>13%</b>	

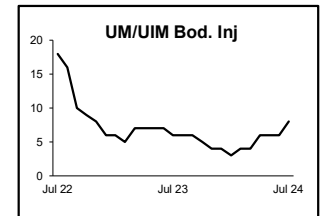
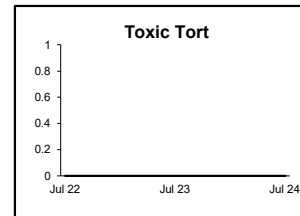
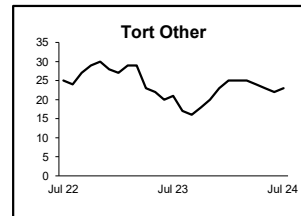
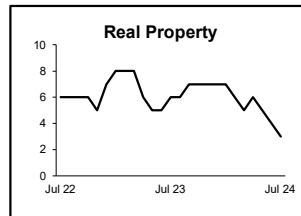
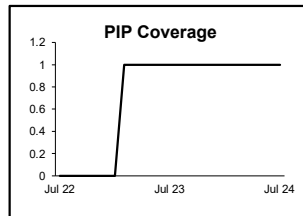
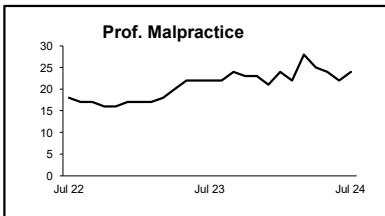
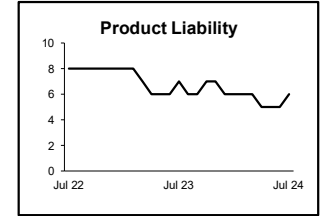
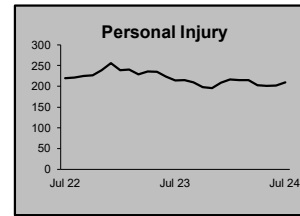
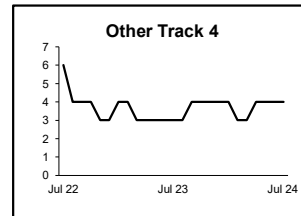
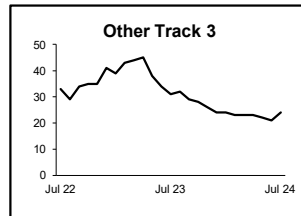
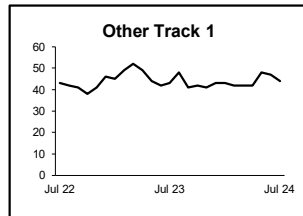
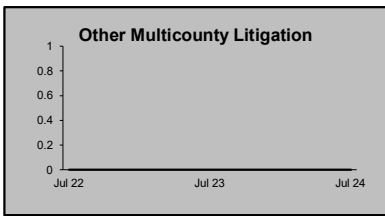
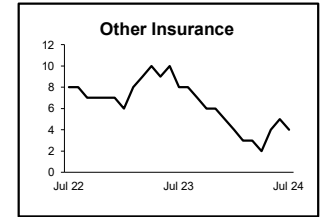
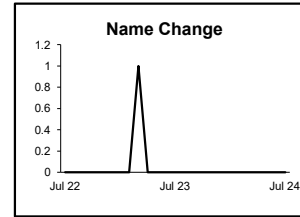
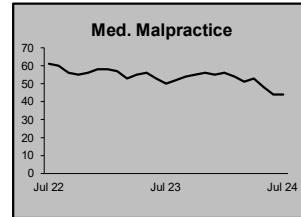
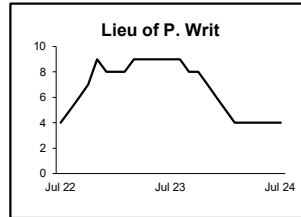
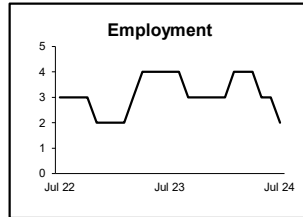
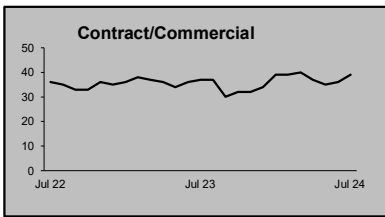
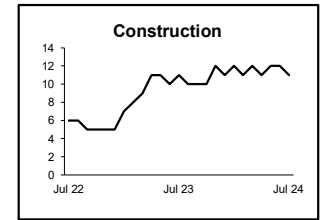
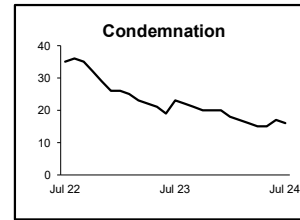
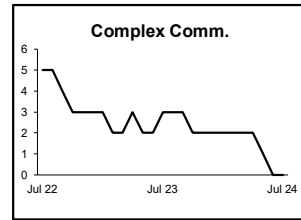
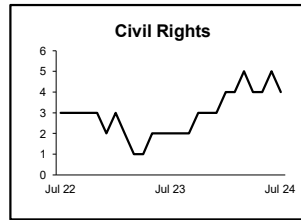
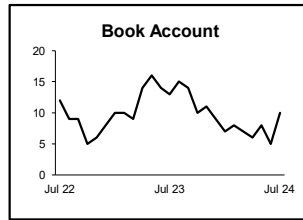
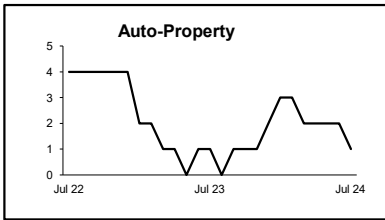
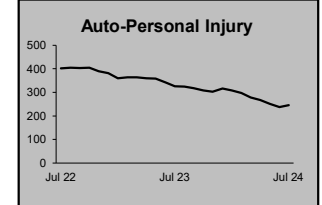
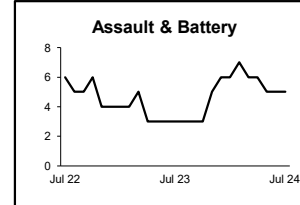
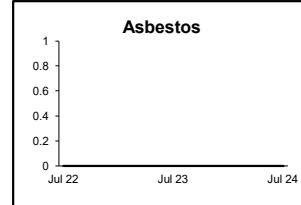
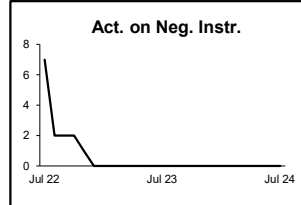
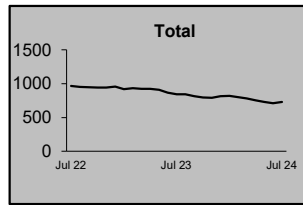
Monthly Resolutions





**CIVIL BACKLOG BY CASETYPE  
JULY 2024  
OCEAN**

	<b>Total</b>	<b>Backlog</b>	<b>% chg</b>
Jul 22		968	
Jul 23		843	-13%
Jul 24		732	-13%



1) Casetypes with the state's largest backlogs are highlighted.

2) Some Multicounty Litigation (MCL) cases were transferred in November 2014: Atlantic to Bergen = 8,935; Atlantic to Middlesex = 4,070.

**CIVIL CASELOAD SUMMARY BY CASETYPE**  
**JULY 2024**  
**PASSAIC**

	Filings			Resolutions			Clearance		Backlog			Backlog Percent		Backlog Per 100 Monthly Filings		Active Pending		
	Jul 2023	Jul 2024	percent change	Jul 2023	Jul 2024	percent change	Jul 2024		Jul 2023	Jul 2024	percent change	Jul 2023	Jul 2024	Jul 2023	Jul 2024	Jul 2023	Jul 2024	percent change
	to Jul 2023	to Jul 2024		number	percent													
	Jul 2023	Jul 2024	change	Jul 2023	Jul 2024	change	number	percent	Jul 2023	Jul 2024	change	Jul 2023	Jul 2024	Jul 2023	Jul 2024	Jul 2023	Jul 2024	change
Act on Neg Inst	2	1	-50%	1	0	-100%	-1	0%	4	2	-50%	40%	29%	533	343	10	7	-30%
Asbestos	0	0	0%	0	0	0%	0	100%	0	0	0%	0%	0%	0	0	0	0	0%
Assault & Bat	0	1		1	2	100%	1	200%	47	112	138%	39%	90%	8,057	13,440	122	124	2%
Auto - Pers Inj	120	143	19%	148	146	-1%	3	102%	397	308	-22%	22%	16%	309	215	1,797	1,867	4%
Auto - Property	8	6	-25%	9	2	-78%	-4	33%	5	3	-40%	14%	5%	98	44	36	61	69%
Book Account	42	46	10%	24	28	17%	-18	61%	18	19	6%	9%	8%	62	51	204	252	24%
Civil Rights	2	2	0%	3	0	-100%	-2	0%	5	14	180%	16%	50%	353	933	31	28	-10%
Complex Comm	1	2	100%	1	2	100%	0	100%	4	9	125%	24%	31%	300	514	17	29	71%
Condemnation	0	0	0%	0	1		1	100%	1	1	0%	33%	17%	400	240	3	6	100%
Construction	1	3	200%	1	3	200%	0	100%	8	7	-13%	42%	33%	960	494	19	21	11%
Contract/Comm	31	35	13%	22	46	109%	11	131%	76	61	-20%	21%	16%	224	166	366	391	7%
Employment	1	1	0%	1	1	0%	0	100%	3	5	67%	19%	25%	200	375	16	20	25%
Lieu of P. Writ	2	2	0%	6	5	-17%	3	250%	2	2	0%	11%	7%	89	75	18	27	50%
Medical Malprac	0	4		4	2	-50%	-2	50%	36	38	6%	45%	39%	1,309	1,060	80	97	21%
Name Change	11	10	-9%	15	9	-40%	-1	90%	1	1	0%	3%	3%	10	9	32	37	16%
Other Insurance	2	2	0%	3	3	0%	1	150%	3	5	67%	19%	28%	150	273	16	18	13%
Other MCL	0	0	0%	0	0	0%	0	100%	0	0	0%	0%	0%	0	0	0	0	0%
Other Track 1	10	15	50%	11	22	100%	7	147%	21	24	14%	20%	21%	161	164	107	114	7%
Other Track 3	5	7	40%	4	6	50%	-1	86%	31	36	16%	21%	24%	354	491	145	148	2%
Other Track 4	0	1		0	1		0	100%	14	11	-21%	64%	52%	2,400	1,320	22	21	-5%
Personal Injury	47	53	13%	38	47	24%	-6	89%	184	189	3%	24%	24%	387	417	772	775	0%
Prod Liability	0	0	0%	1	1	0%	1	100%	6	6	0%	27%	35%	514	1,440	22	17	-23%
Prof Malpractic	2	1	-50%	2	2	0%	1	200%	14	15	7%	34%	42%	988	1,385	41	36	-12%
PIP Coverage	1	2	100%	0	1		-1	50%	3	1	-67%	33%	17%	327	171	9	6	-33%
Real Property	3	2	-33%	2	1	-50%	-1	50%	5	5	0%	42%	38%	333	353	12	13	8%
Tort Other	10	10	0%	7	7	0%	-3	70%	27	19	-30%	30%	21%	432	296	90	89	-1%
Toxic Tort	0	0	0%	0	0	0%	0	100%	0	1		0%	100%	0		1	1	0%
UM/UIM Bod Inj	6	5	-17%	9	4	-56%	-1	80%	17	22	29%	20%	24%	268	343	84	91	8%
<b>Total</b>	<b>307</b>	<b>354</b>	<b>15%</b>	<b>313</b>	<b>342</b>	<b>9%</b>	<b>-12</b>	<b>97%</b>	<b>932</b>	<b>916</b>	<b>-2%</b>	<b>23%</b>	<b>21%</b>	<b>303</b>	<b>273</b>	<b>4,072</b>	<b>4,296</b>	<b>6%</b>

**CIVIL BACKLOG SUMMARY BY CASETYPE**

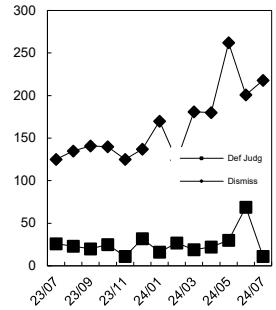
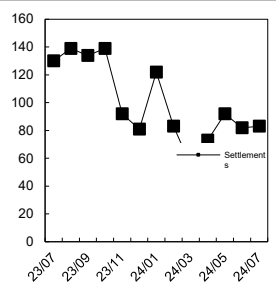
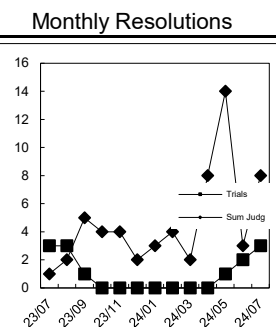
**July 2024**

**PASSAIC**

	<b>Cases in Backlog</b>															<b>Total Backlog</b>
	Track 1					Track 2				Track 3			Track 4			
	12 to 18 months	18 to 24 months	24 to 36 months	over 36 months	Total Track 1	18 to 24 months	24 to 36 months	over 36 months	Total Track 2	24 to 36 months	over 36 months	Total Track 3	24 to 36 months	over 36 months	Total Track 4	
Act on Neg Inst	1	0	0	1	2	0	0	0	0	0	0	0	0	0	0	2
Asbestos	0	0	0	0	0	0	0	0	0	0	0	0	0	0	0	0
Assault & Bat	0	0	0	0	0	0	0	0	0	69	43	112	0	0	0	112
Auto - Pers Inj	0	0	0	0	0	163	99	46	308	0	0	0	0	0	0	308
Auto - Property	0	0	0	0	0	2	1	0	3	0	0	0	0	0	0	3
Book Account	8	3	6	2	19	0	0	0	0	0	0	0	0	0	0	19
Civil Rights	0	0	0	0	0	0	0	0	0	12	2	14	0	0	0	14
Complex Comm	0	0	0	0	0	0	0	0	0	0	0	0	6	3	9	9
Condemnation	0	0	0	0	0	0	0	0	0	0	1	1	0	0	0	1
Construction	0	0	0	0	0	2	2	3	7	0	0	0	0	0	0	7
Contract/Comm	0	0	0	0	0	21	20	20	61	0	0	0	0	0	0	61
Employment	0	0	0	0	0	1	2	2	5	0	0	0	0	0	0	5
Lieu of P. Writ	0	0	0	0	0	0	0	0	0	0	0	0	0	2	2	2
Medical Malprac	0	0	0	0	0	0	0	0	0	12	26	38	0	0	0	38
Name Change	0	0	1	0	1	0	0	0	0	0	0	0	0	0	0	1
Other Insurance	3	0	1	1	5	0	0	0	0	0	0	0	0	0	0	5
Other MCL	0	0	0	0	0	0	0	0	0	0	0	0	0	0	0	0
Other Track 1	6	10	4	1	21	1	0	0	1	1	1	2	0	0	0	24
Other Track 3	0	0	0	0	0	0	0	0	0	25	11	36	0	0	0	36
Other Track 4	0	0	0	0	0	0	0	0	0	0	0	0	1	10	11	11
Personal Injury	0	0	0	0	0	106	56	27	189	0	0	0	0	0	0	189
Prod Liability	0	0	0	0	0	0	0	0	0	3	3	6	0	0	0	6
Prof Malpractic	0	0	0	0	0	0	0	0	0	7	8	15	0	0	0	15
PIP Coverage	0	1	0	0	1	0	0	0	0	0	0	0	0	0	0	1
Real Property	3	0	0	2	5	0	0	0	0	0	0	0	0	0	0	5
Tort Other	0	0	0	0	0	7	8	4	19	0	0	0	0	0	0	19
Toxic Tort	0	0	0	0	0	0	0	0	0	1	0	1	0	0	0	1
UM/UIM Bod Inj	0	0	0	0	0	9	6	7	22	0	0	0	0	0	0	22
<b>Total</b>	<b>21</b>	<b>14</b>	<b>12</b>	<b>7</b>	<b>54</b>	<b>312</b>	<b>194</b>	<b>109</b>	<b>615</b>	<b>130</b>	<b>95</b>	<b>225</b>	<b>7</b>	<b>15</b>	<b>22</b>	<b>916</b>

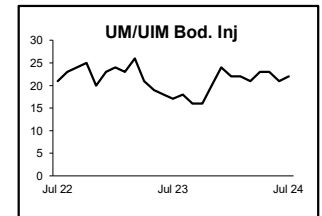
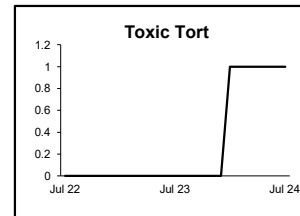
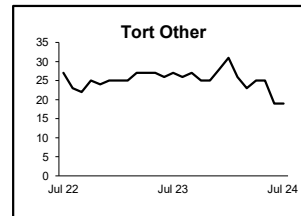
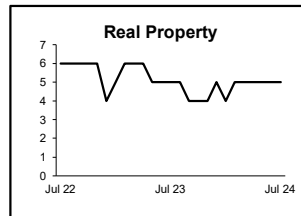
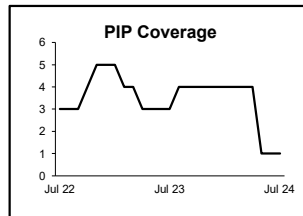
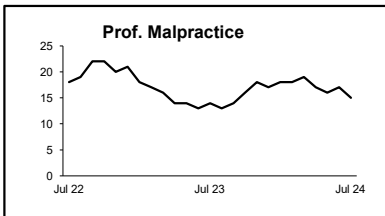
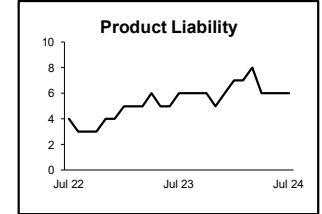
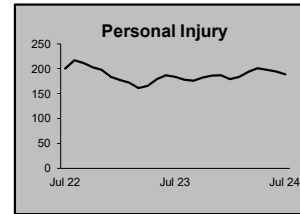
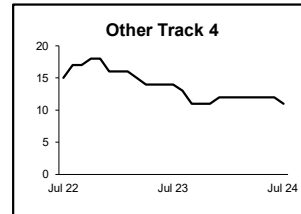
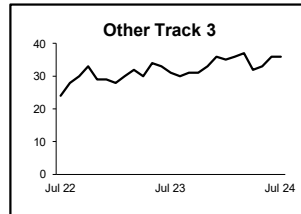
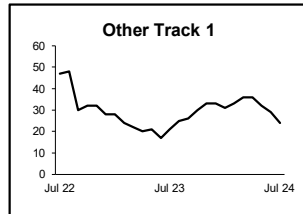

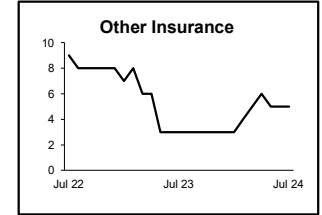
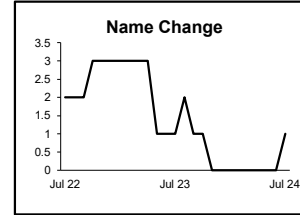
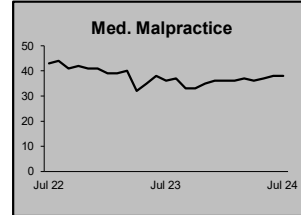
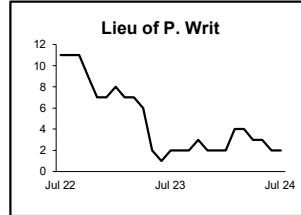
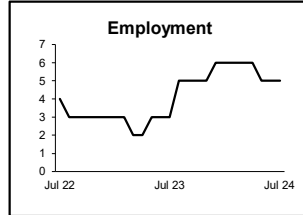
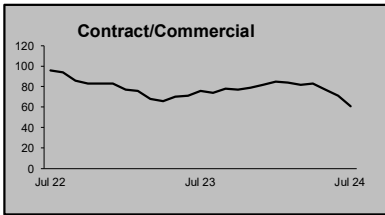
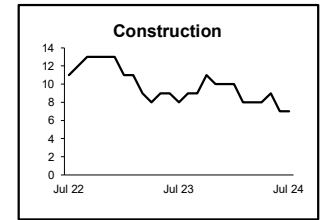
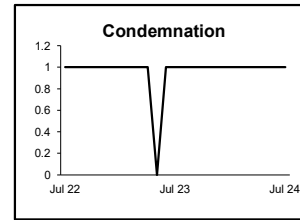
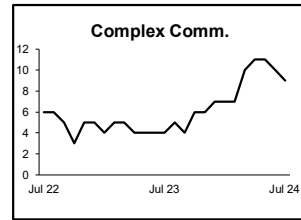
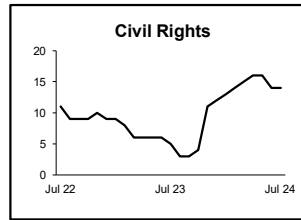
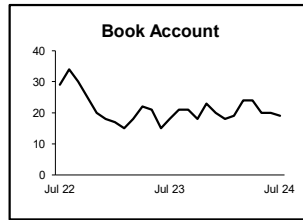
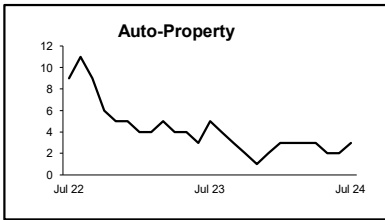
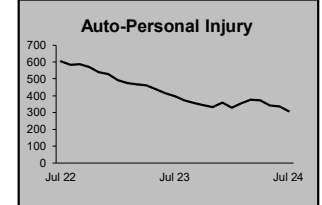
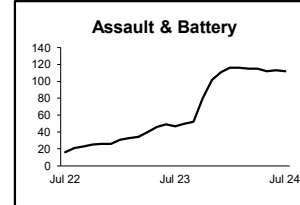
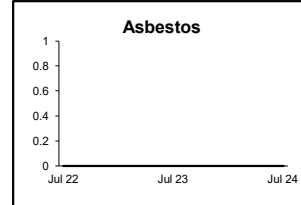
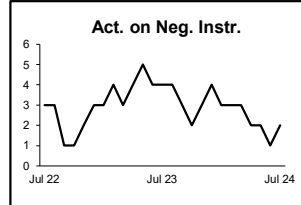
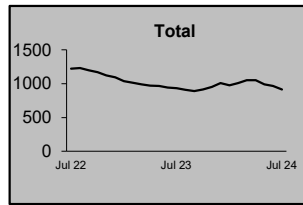
**CIVIL RESOLUTION SUMMARY BY CASETYPE  
JULY 2024  
PASSAIC**

	Trial			Summary					Total	Percent resolved by						Monthly Resolutions
	Jury	Nonjury	Total	Judgment	Settlement	Default Judgment	Dismiss	Other		Trial	Sum Jud	Settle	Default J	Dismiss	Other	
Act on Neg Inst	0	0	0	0	0	0	0	0	0	0%	0%	0%	0%	0%	0%	
Asbestos	0	0	0	0	0	0	0	0	0	0%	0%	0%	0%	0%	0%	
Assault & Bat	0	0	0	0	0	0	2	0	2	0%	0%	0%	0%	100%	0%	
Auto - Pers Inj	0	0	0	1	36	0	109	0	146	0%	1%	25%	0%	75%	0%	
Auto - Property	0	0	0	0	0	0	2	0	2	0%	0%	0%	0%	100%	0%	
Book Account	0	0	0	2	6	6	14	0	28	0%	7%	21%	21%	50%	0%	
Civil Rights	0	0	0	0	0	0	0	0	0	0%	0%	0%	0%	0%	0%	
Complex Commerc	0	0	0	0	1	0	1	0	2	0%	0%	50%	0%	50%	0%	
Condemnation	0	0	0	0	0	0	1	0	1	0%	0%	0%	0%	100%	0%	
Construction	0	0	0	0	0	1	2	0	3	0%	0%	0%	33%	67%	0%	
Contract/Commer	1	0	1	1	10	2	31	1	46	2%	2%	22%	4%	67%	2%	
Employment	0	0	0	0	0	0	0	1	1	0%	0%	0%	0%	0%	100%	
Lieu of P. Writ	0	0	0	0	0	0	5	0	5	0%	0%	0%	0%	100%	0%	
Medical Malprac	0	0	0	0	2	0	0	0	2	0%	0%	100%	0%	0%	0%	
Name Change	0	0	0	0	0	0	0	9	9	0%	0%	0%	0%	0%	100%	
Other Insurance	0	0	0	0	0	0	2	1	3	0%	0%	0%	0%	67%	33%	
Other MCL	0	0	0	0	0	0	0	0	0	0%	0%	0%	0%	0%	0%	
Other Track 1	0	1	1	1	4	2	10	4	22	5%	5%	18%	9%	45%	18%	
Other Track 3	0	0	0	0	0	0	6	0	6	0%	0%	0%	0%	100%	0%	
Other Track 4	0	0	0	0	0	0	1	0	1	0%	0%	0%	0%	100%	0%	
Personal Injury	1	0	1	1	18	0	25	2	47	2%	2%	38%	0%	53%	4%	
Prod Liability	0	0	0	0	1	0	0	0	1	0%	0%	100%	0%	0%	0%	
Prof Malpractic	0	0	0	0	2	0	0	0	2	0%	0%	100%	0%	0%	0%	
PIP Coverage	0	0	0	0	0	0	1	0	1	0%	0%	0%	0%	100%	0%	
Real Property	0	0	0	1	0	0	0	0	1	0%	100%	0%	0%	0%	0%	
Tort Other	0	0	0	1	1	0	4	1	7	0%	14%	14%	0%	57%	14%	
Toxic Tort	0	0	0	0	0	0	0	0	0	0%	0%	0%	0%	0%	0%	
UM/UIM Bod Inj	0	0	0	0	2	0	2	0	4	0%	0%	50%	0%	50%	0%	
<b>Total</b>	<b>2</b>	<b>1</b>	<b>3</b>	<b>8</b>	<b>83</b>	<b>11</b>	<b>218</b>	<b>19</b>	<b>342</b>	<b>1%</b>	<b>2%</b>	<b>24%</b>	<b>3%</b>	<b>64%</b>	<b>6%</b>	



**CIVIL BACKLOG BY CASETYPE  
JULY 2024  
PASSAIC**

	<b>Total</b>	<b>Backlog</b>	<b>% chg</b>
Jul 22		1,221	
Jul 23		932	-24%
Jul 24		916	-2%



1) Casetypes with the state's largest backlogs are highlighted.

2) Some Multicounty Litigation (MCL) cases were transferred in November 2014: Atlantic to Bergen = 8,935; Atlantic to Middlesex = 4,070.

**CIVIL CASELOAD SUMMARY BY CASETYPE  
JULY 2024  
SALEM**

	Filings			Resolutions			Clearance		Backlog			Backlog Percent		Backlog Per 100 Monthly Filings		Active Pending		
	Jul 2023	Jul 2024	percent change	Jul 2023	Jul 2024	percent change	Jul 2024		Jul 2023	Jul 2024	percent change	Jul 2023	Jul 2024	Jul 2023	Jul 2024	Jul 2023	Jul 2024	percent change
	to Jul 2023	to Jul 2024		to Jul 2023	to Jul 2024		number	percent										
Act on Neg Inst	0	0	0%	0	0	0%	0	100%	0	0	0%	0%	0%	0	0	0	0	0%
Asbestos	0	0	0%	0	0	0%	0	100%	0	0	0%	0%	0%	0	0	0	0	0%
Assault & Bat	0	0	0%	0	0	0%	0	100%	0	1		0%	100%	0		0	1	
Auto - Pers Inj	0	5		4	2	-50%	-3	40%	13	5	-62%	30%	9%	371	113	44	53	20%
Auto - Property	0	1		0	1		0	100%	0	0	0%	0%	0%	0	0	2	5	150%
Book Account	0	2		2	2	0%	0	100%	3	2	-33%	17%	10%	100	77	18	21	17%
Civil Rights	0	0	0%	0	1		1	100%	0	1		0%	20%	0	240	3	5	67%
Complex Comm	0	0	0%	0	0	0%	0	100%	0	0	0%	0%	0%	0	0	0	0	0%
Condemnation	0	0	0%	0	0	0%	0	100%	0	0	0%	0%	0%	0	0	0	0	0%
Construction	0	2		0	0	0%	-2	0%	2	0	-100%	100%	0%		0	2	2	0%
Contract/Comm	2	4	100%	4	4	0%	0	100%	3	2	-33%	13%	5%	80	49	23	39	70%
Employment	0	0	0%	0	0	0%	0	100%	0	0	0%	0%	0%	0	0	0	0	2
Lieu of P. Writ	1	1	0%	1	1	0%	0	100%	0	1		0%	13%	0	200	5	8	60%
Medical Malprac	0	1		0	0	0%	-1	0%	1	0	-100%	33%	0%	600	0	3	5	67%
Name Change	0	2		2	4	100%	2	200%	0	0	0%	0%	0%	0	0	2	3	50%
Other Insurance	0	0	0%	0	0	0%	0	100%	1	0	-100%	50%	0%	1,200	0	2	1	-50%
Other MCL	0	0	0%	0	0	0%	0	100%	0	0	0%	0%	0%	0	0	0	0	0%
Other Track 1	0	1		3	1	-67%	0	100%	3	1	-67%	43%	11%	200	40	7	9	29%
Other Track 3	1	0	-100%	3	1	-67%	1	100%	2	0	-100%	14%	0%	218	0	14	5	-64%
Other Track 4	0	0	0%	0	0	0%	0	100%	2	2	0%	67%	50%	1,200	1,200	3	4	33%
Personal Injury	1	3	200%	3	2	-33%	-1	67%	10	8	-20%	30%	19%	522	259	33	42	27%
Prod Liability	0	0	0%	0	0	0%	0	100%	1	0	-100%	100%	0%		0	1	0	-100%
Prof Malpractic	0	0	0%	1	1	0%	1	100%	1	3	200%	33%	75%	1,200	900	3	4	33%
PIP Coverage	0	0	0%	2	0	-100%	0	100%	0	0	0%	0%	0%	0	0	0	0	0%
Real Property	0	0	0%	1	1	0%	1	100%	0	1		0%	50%	0	600	1	2	100%
Tort Other	0	0	0%	0	0	0%	0	100%	3	3	0%	33%	50%	360	720	9	6	-33%
Toxic Tort	0	0	0%	0	0	0%	0	100%	0	0	0%	0%	0%	0	0	0	0	0%
UM/UM Bod Inj	0	1		1	1	0%	0	100%	1	0	-100%	13%	0%	171	0	8	4	-50%
<b>Total</b>	<b>5</b>	<b>23</b>	<b>360%</b>	<b>27</b>	<b>22</b>	<b>-19%</b>	<b>-1</b>	<b>96%</b>	<b>46</b>	<b>30</b>	<b>-35%</b>	<b>25%</b>	<b>14%</b>	<b>229</b>	<b>129</b>	<b>183</b>	<b>221</b>	<b>21%</b>

**CIVIL BACKLOG SUMMARY BY CASETYPE**

**July 2024**

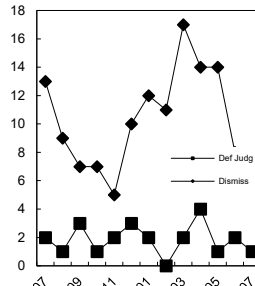
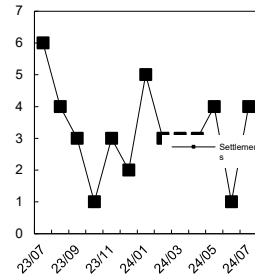
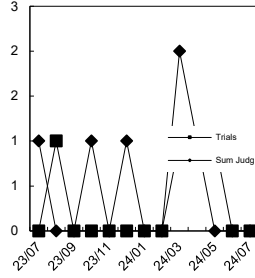
**SALEM**

	<b>Cases in Backlog</b>															<b>Total Backlog</b>
	Track 1					Track 2				Track 3			Track 4			
	12 to 18 months	18 to 24 months	24 to 36 months	over 36 months	Total Track 1	18 to 24 months	24 to 36 months	over 36 months	Total Track 2	24 to 36 months	over 36 months	Total Track 3	24 to 36 months	over 36 months	Total Track 4	
Act on Neg Inst	0	0	0	0	0	0	0	0	0	0	0	0	0	0	0	0
Asbestos	0	0	0	0	0	0	0	0	0	0	0	0	0	0	0	0
Assault & Bat	0	0	0	0	0	0	0	0	0	1	0	1	0	0	0	1
Auto - Pers Inj	0	0	0	0	0	4	0	1	5	0	0	0	0	0	0	5
Auto - Property	0	0	0	0	0	0	0	0	0	0	0	0	0	0	0	0
Book Account	2	0	0	0	2	0	0	0	0	0	0	0	0	0	0	2
Civil Rights	0	0	0	0	0	0	0	0	0	1	0	1	0	0	0	1
Complex Comm	0	0	0	0	0	0	0	0	0	0	0	0	0	0	0	0
Condemnation	0	0	0	0	0	0	0	0	0	0	0	0	0	0	0	0
Construction	0	0	0	0	0	0	0	0	0	0	0	0	0	0	0	0
Contract/Comm	0	0	0	0	0	2	0	0	2	0	0	0	0	0	0	2
Employment	0	0	0	0	0	0	0	0	0	0	0	0	0	0	0	0
Lieu of P. Writ	0	0	0	0	0	0	0	0	0	0	0	0	1	0	1	1
Medical Malprac	0	0	0	0	0	0	0	0	0	0	0	0	0	0	0	0
Name Change	0	0	0	0	0	0	0	0	0	0	0	0	0	0	0	0
Other Insurance	0	0	0	0	0	0	0	0	0	0	0	0	0	0	0	0
Other MCL	0	0	0	0	0	0	0	0	0	0	0	0	0	0	0	0
Other Track 1	0	0	1	0	1	0	0	0	0	0	0	0	0	0	0	1
Other Track 3	0	0	0	0	0	0	0	0	0	0	0	0	0	0	0	0
Other Track 4	0	0	0	0	0	0	0	0	0	0	0	0	0	2	2	2
Personal Injury	0	0	0	0	0	2	5	1	8	0	0	0	0	0	0	8
Prod Liability	0	0	0	0	0	0	0	0	0	0	0	0	0	0	0	0
Prof Malpractic	0	0	0	0	0	0	0	0	0	2	1	3	0	0	0	3
PIP Coverage	0	0	0	0	0	0	0	0	0	0	0	0	0	0	0	0
Real Property	0	0	0	1	1	0	0	0	0	0	0	0	0	0	0	1
Tort Other	0	0	0	0	0	2	0	1	3	0	0	0	0	0	0	3
Toxic Tort	0	0	0	0	0	0	0	0	0	0	0	0	0	0	0	0
UM/UIM Bod Inj	0	0	0	0	0	0	0	0	0	0	0	0	0	0	0	0
<b>Total</b>	<b>2</b>	<b>0</b>	<b>1</b>	<b>1</b>	<b>4</b>	<b>10</b>	<b>5</b>	<b>3</b>	<b>18</b>	<b>4</b>	<b>1</b>	<b>5</b>	<b>1</b>	<b>2</b>	<b>3</b>	<b>30</b>

**CIVIL RESOLUTION SUMMARY BY CASETYPE  
JULY 2024  
SALEM**

	Trial			Summary					Total	Percent resolved by						Monthly Resolutions
	Jury	Nonjury	Total	Judgment	Settlement	Default Judgment	Dismiss	Other		Trial	Sum Jud	Settle	Default J	Dismiss	Other	
Act on Neg Inst	0	0	0	0	0	0	0	0	0	0%	0%	0%	0%	0%	0%	
Asbestos	0	0	0	0	0	0	0	0	0	0%	0%	0%	0%	0%	0%	
Assault & Bat	0	0	0	0	0	0	0	0	0	0%	0%	0%	0%	0%	0%	
Auto - Pers Inj	0	0	0	0	0	0	2	0	2	0%	0%	0%	0%	100%	0%	
Auto - Property	0	0	0	0	0	0	0	1	1	0%	0%	0%	0%	0%	100%	
Book Account	0	0	0	0	1	0	0	1	2	0%	0%	50%	0%	0%	50%	
Civil Rights	0	0	0	0	0	0	0	1	1	0%	0%	0%	0%	0%	100%	
Complex Commerc	0	0	0	0	0	0	0	0	0	0%	0%	0%	0%	0%	0%	
Condemnation	0	0	0	0	0	0	0	0	0	0%	0%	0%	0%	0%	0%	
Construction	0	0	0	0	0	0	0	0	0	0%	0%	0%	0%	0%	0%	
Contract/Commer	0	0	0	0	1	1	2	0	4	0%	0%	25%	25%	50%	0%	
Employment	0	0	0	0	0	0	0	0	0	0%	0%	0%	0%	0%	0%	
Lieu of P. Writ	0	0	0	0	0	0	1	0	1	0%	0%	0%	0%	100%	0%	
Medical Malprac	0	0	0	0	0	0	0	0	0	0%	0%	0%	0%	0%	0%	
Name Change	0	0	0	0	0	0	0	4	4	0%	0%	0%	0%	0%	100%	
Other Insurance	0	0	0	0	0	0	0	0	0	0%	0%	0%	0%	0%	0%	
Other MCL	0	0	0	0	0	0	0	0	0	0%	0%	0%	0%	0%	0%	
Other Track 1	0	0	0	0	0	0	1	0	1	0%	0%	0%	0%	100%	0%	
Other Track 3	0	0	0	0	1	0	0	0	1	0%	0%	100%	0%	0%	0%	
Other Track 4	0	0	0	0	0	0	0	0	0	0%	0%	0%	0%	0%	0%	
Personal Injury	0	0	0	0	0	0	0	2	2	0%	0%	0%	0%	0%	100%	
Prod Liability	0	0	0	0	0	0	0	0	0	0%	0%	0%	0%	0%	0%	
Prof Malpractic	0	0	0	0	0	0	0	1	1	0%	0%	0%	0%	0%	100%	
PIP Coverage	0	0	0	0	0	0	0	0	0	0%	0%	0%	0%	0%	0%	
Real Property	0	0	0	0	0	0	1	0	1	0%	0%	0%	0%	100%	0%	
Tort Other	0	0	0	0	0	0	0	0	0	0%	0%	0%	0%	0%	0%	
Toxic Tort	0	0	0	0	0	0	0	0	0	0%	0%	0%	0%	0%	0%	
UM/UIM Bod Inj	0	0	0	0	1	0	0	0	1	0%	0%	100%	0%	0%	0%	
<b>Total</b>	<b>0</b>	<b>0</b>	<b>0</b>	<b>0</b>	<b>4</b>	<b>1</b>	<b>7</b>	<b>10</b>	<b>22</b>	<b>0%</b>	<b>0%</b>	<b>18%</b>	<b>5%</b>	<b>32%</b>	<b>45%</b>	

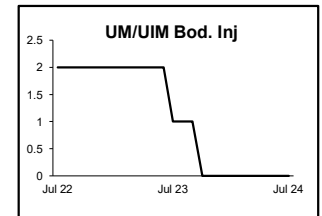
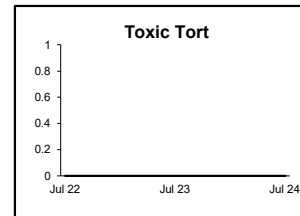
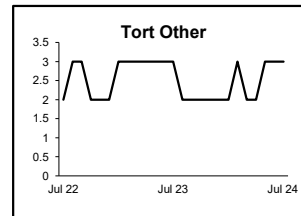
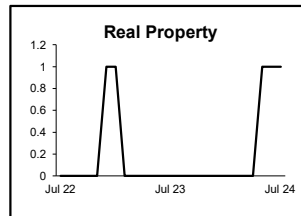
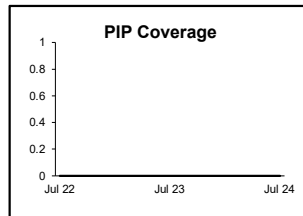
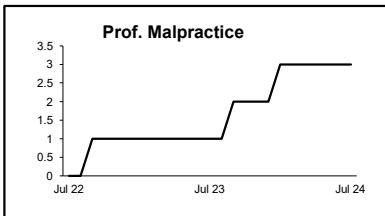
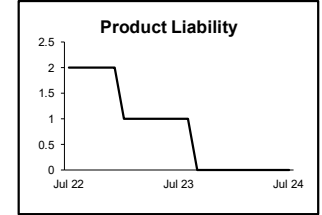
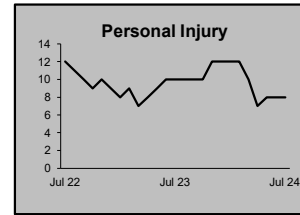
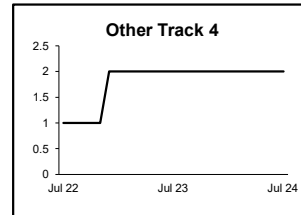
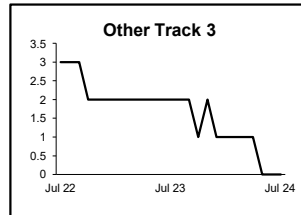
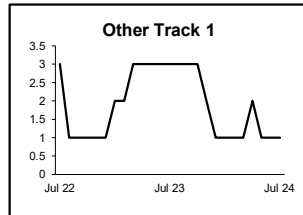
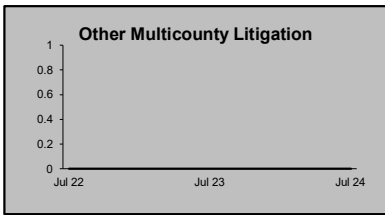
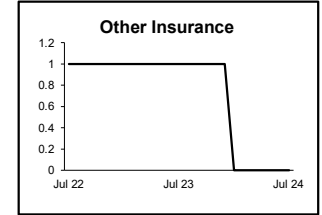
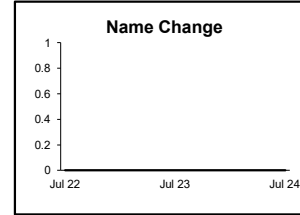
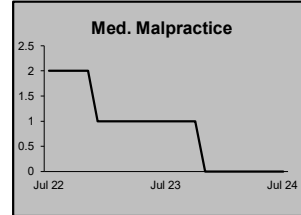
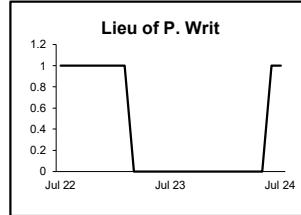
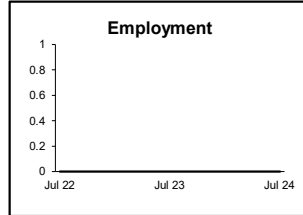
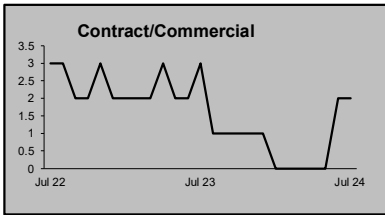
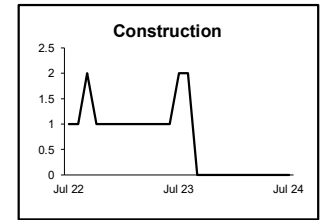
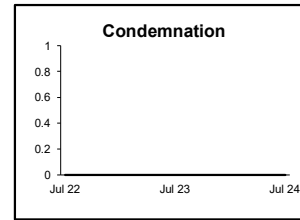
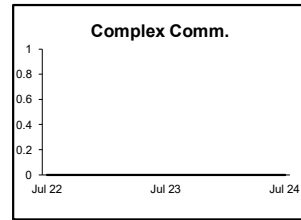
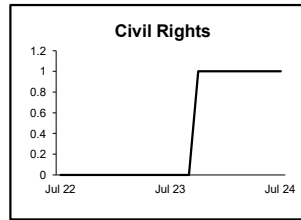
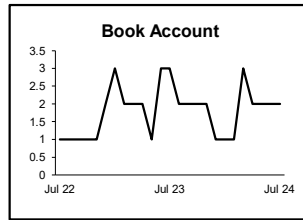
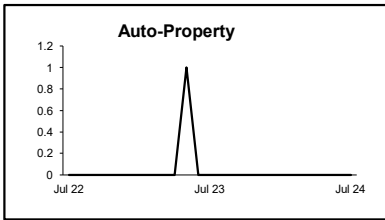
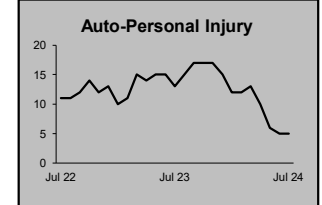
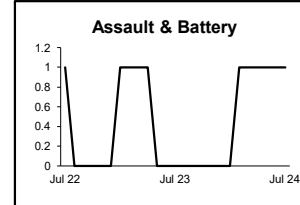
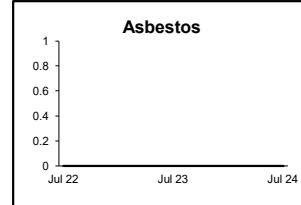

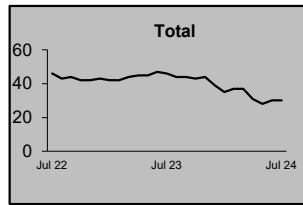
Monthly Resolutions





**CIVIL BACKLOG BY CASETYPE  
JULY 2024  
SALEM**

	<b>Total</b>	<b>Backlog</b>	<b>% chg</b>
Jul 22		46	
Jul 23		46	0%
Jul 24		30	-35%



1) Casetypes with the state's largest backlogs are highlighted.

2) Some Multicounty Litigation (MCL) cases were transferred in November 2014: Atlantic to Bergen = 8,935; Atlantic to Middlesex = 4,070.

**CIVIL CASELOAD SUMMARY BY CASETYPE**  
**JULY 2024**  
**SOMERSET**

	Filings			Resolutions			Clearance		Backlog			Backlog Percent		Backlog Per 100 Monthly Filings		Active Pending		
	Jul 2023	Jul 2024	percent change	Jul 2023	Jul 2024	percent change	Jul 2024		Jul 2023	Jul 2024	percent change	Jul 2023	Jul 2024	Jul 2023	Jul 2024	Jul 2023	Jul 2024	percent change
	to Jul 2023	to Jul 2024		to Jul 2023	to Jul 2024		number	percent										
Act on Neg Inst	1	0	-100%	0	0	0%	0	100%	1	0	-100%	25%	0%	400	0	4	3	-25%
Asbestos	0	0	0%	0	0	0%	0	100%	0	0	0%	0%	0%	0	0	0	0	0%
Assault & Bat	0	3		0	2		-1	67%	5	7	40%	33%	44%	857	1,680	15	16	7%
Auto - Pers Inj	17	40	135%	24	42	75%	2	105%	163	134	-18%	34%	27%	600	428	475	488	3%
Auto - Property	1	3	200%	0	1		-2	33%	1	2	100%	7%	10%	86	89	14	21	50%
Book Account	10	25	150%	7	13	86%	-12	52%	6	2	-67%	8%	1%	47	9	77	149	94%
Civil Rights	3	0	-100%	0	0	0%	0	100%	6	8	33%	35%	38%	514	800	17	21	24%
Complex Comm	1	1	0%	0	2		1	200%	7	8	14%	44%	50%	840	1,200	16	16	0%
Condemnation	0	1		0	0	0%	-1	0%	1	0	-100%	25%	0%	400	0	4	2	-50%
Construction	1	3	200%	2	0	-100%	-3	0%	2	3	50%	14%	20%	160	327	14	15	7%
Contract/Comm	35	35	0%	22	27	23%	-8	77%	64	72	13%	23%	26%	245	320	281	282	0%
Employment	1	0	-100%	0	1		1	100%	3	7	133%	23%	54%	450	1,050	13	13	0%
Lieu of P. Writ	5	0	-100%	0	1		1	100%	2	8	300%	5%	22%	83	873	37	37	0%
Medical Malprac	1	2	100%	0	2		0	100%	26	29	12%	57%	54%	2,080	1,657	46	54	17%
Name Change	14	8	-43%	9	10	11%	2	125%	0	0	0%	0%	0%	0	0	18	14	-22%
Other Insurance	1	0	-100%	1	1	0%	1	100%	2	4	100%	20%	36%	171	436	10	11	10%
Other MCL	0	0	0%	0	0	0%	0	100%	0	0	0%	0%	0%	0	0	0	0	0%
Other Track 1	5	13	160%	2	10	400%	-3	77%	10	4	-60%	21%	8%	120	40	48	48	0%
Other Track 3	4	4	0%	2	4	100%	0	100%	20	23	15%	24%	24%	421	452	83	95	14%
Other Track 4	0	0	0%	0	2		2	100%	13	8	-38%	81%	57%	1,950	1,600	16	14	-13%
Personal Injury	12	19	58%	10	11	10%	-8	58%	113	124	10%	35%	36%	699	800	320	340	6%
Prod Liability	2	0	-100%	0	0	0%	0	100%	3	3	0%	25%	33%	300	1,800	12	9	-25%
Prof Malpractic	0	1		2	2	0%	1	200%	14	18	29%	45%	47%	1,527	1,543	31	38	23%
PIP Coverage	0	0	0%	0	0	0%	0	100%	0	0	0%	0%	0%	0	0	0	0	0%
Real Property	0	0	0%	0	0	0%	0	100%	2	2	0%	25%	40%	300	343	8	5	-38%
Tort Other	14	12	-14%	14	15	7%	3	125%	11	19	73%	10%	15%	79	110	108	124	15%
Toxic Tort	0	0	0%	0	0	0%	0	100%	0	0	0%	0%	0%	0	0	0	0	0%
UM/UIM Bod Inj	2	2	0%	0	1		-1	50%	16	11	-31%	53%	44%	1,600	1,015	30	25	-17%
<b>Total</b>	<b>130</b>	<b>172</b>	<b>32%</b>	<b>95</b>	<b>147</b>	<b>55%</b>	<b>-25</b>	<b>85%</b>	<b>491</b>	<b>496</b>	<b>1%</b>	<b>29%</b>	<b>27%</b>	<b>363</b>	<b>334</b>	<b>1,697</b>	<b>1,840</b>	<b>8%</b>

**CIVIL BACKLOG SUMMARY BY CASETYPE**

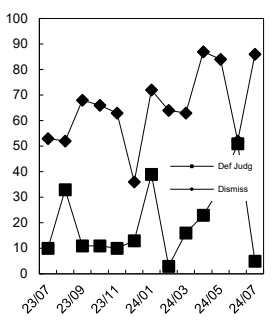
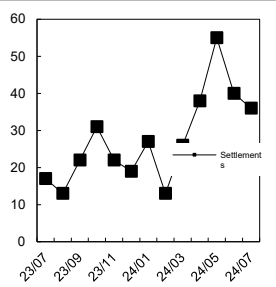
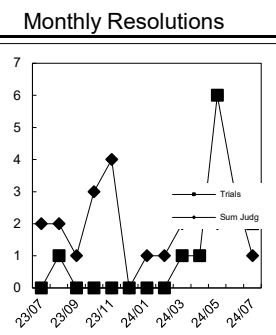
**July 2024**

**SOMERSET**

	<b>Cases in Backlog</b>															<b>Total Backlog</b>
	Track 1					Track 2				Track 3			Track 4			
	12 to 18 months	18 to 24 months	24 to 36 months	over 36 months	Total Track 1	18 to 24 months	24 to 36 months	over 36 months	Total Track 2	24 to 36 months	over 36 months	Total Track 3	24 to 36 months	over 36 months	Total Track 4	
Act on Neg Inst	0	0	0	0	0	0	0	0	0	0	0	0	0	0	0	0
Asbestos	0	0	0	0	0	0	0	0	0	0	0	0	0	0	0	0
Assault & Bat	0	0	0	0	0	0	0	0	0	4	3	7	0	0	0	7
Auto - Pers Inj	0	0	0	0	0	55	44	35	134	0	0	0	0	0	0	134
Auto - Property	0	0	0	0	0	1	0	1	2	0	0	0	0	0	0	2
Book Account	0	2	0	0	2	0	0	0	0	0	0	0	0	0	0	2
Civil Rights	0	0	0	0	0	0	0	0	0	5	3	8	0	0	0	8
Complex Comm	0	0	0	0	0	0	0	0	0	0	0	0	1	7	8	8
Condemnation	0	0	0	0	0	0	0	0	0	0	0	0	0	0	0	0
Construction	0	0	0	0	0	1	0	2	3	0	0	0	0	0	0	3
Contract/Comm	0	0	0	0	0	22	29	21	72	0	0	0	0	0	0	72
Employment	0	0	0	0	0	3	3	1	7	0	0	0	0	0	0	7
Lieu of P. Writ	0	0	0	0	0	0	0	0	0	0	0	0	7	1	8	8
Medical Malprac	0	0	0	0	0	0	0	0	0	9	20	29	0	0	0	29
Name Change	0	0	0	0	0	0	0	0	0	0	0	0	0	0	0	0
Other Insurance	2	0	1	1	4	0	0	0	0	0	0	0	0	0	0	4
Other MCL	0	0	0	0	0	0	0	0	0	0	0	0	0	0	0	0
Other Track 1	2	1	1	0	4	0	0	0	0	0	0	0	0	0	0	4
Other Track 3	0	0	0	0	0	0	0	0	0	10	13	23	0	0	0	23
Other Track 4	0	0	0	0	0	0	0	0	0	0	0	0	1	7	8	8
Personal Injury	0	0	0	0	0	47	39	38	124	0	0	0	0	0	0	124
Prod Liability	0	0	0	0	0	0	0	0	0	1	2	3	0	0	0	3
Prof Malpractic	0	0	0	0	0	0	0	0	0	6	12	18	0	0	0	18
PIP Coverage	0	0	0	0	0	0	0	0	0	0	0	0	0	0	0	0
Real Property	0	1	0	1	2	0	0	0	0	0	0	0	0	0	0	2
Tort Other	0	0	0	0	0	11	6	2	19	0	0	0	0	0	0	19
Toxic Tort	0	0	0	0	0	0	0	0	0	0	0	0	0	0	0	0
UM/UIM Bod Inj	0	0	0	0	0	1	4	6	11	0	0	0	0	0	0	11
<b>Total</b>	<b>4</b>	<b>4</b>	<b>2</b>	<b>2</b>	<b>12</b>	<b>141</b>	<b>125</b>	<b>106</b>	<b>372</b>	<b>35</b>	<b>53</b>	<b>88</b>	<b>9</b>	<b>15</b>	<b>24</b>	<b>496</b>

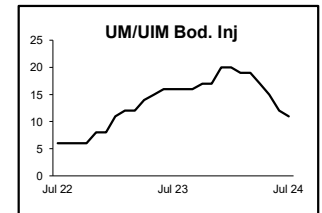
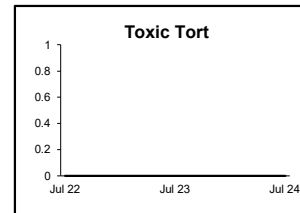
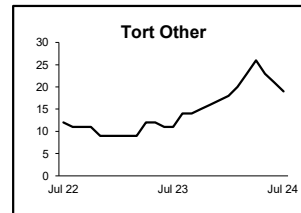
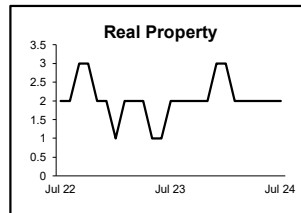
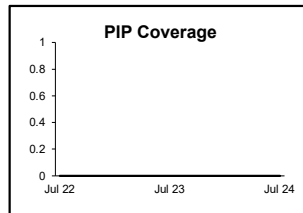
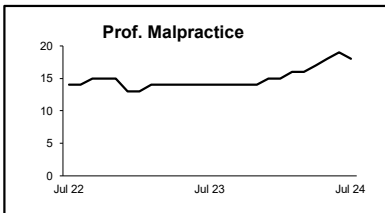
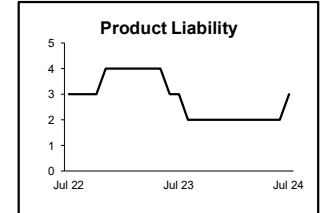
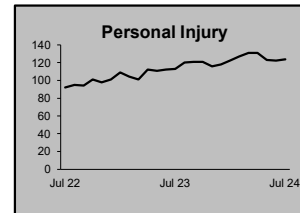
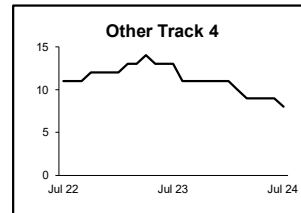
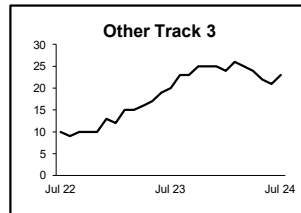
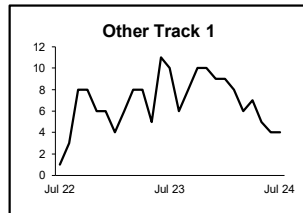
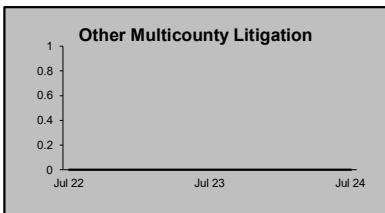
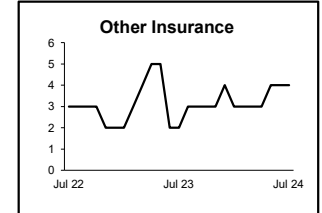
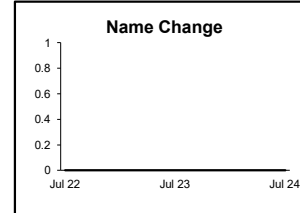
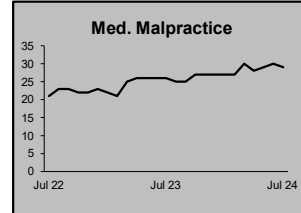
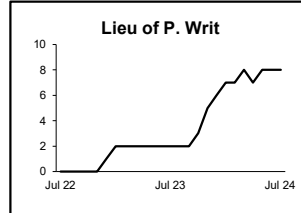
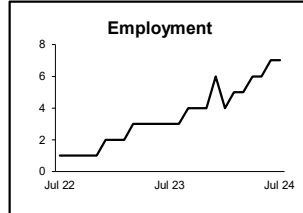
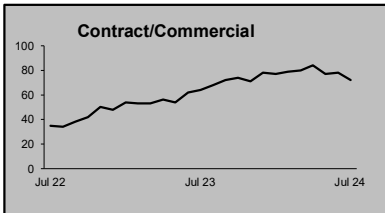
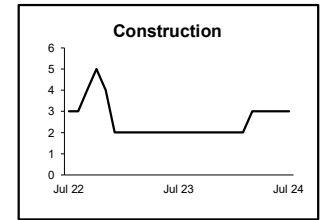
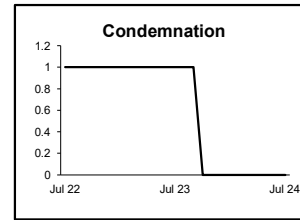
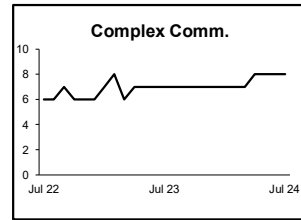
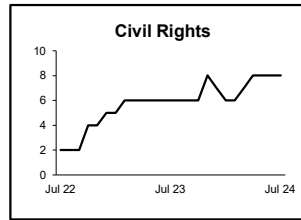
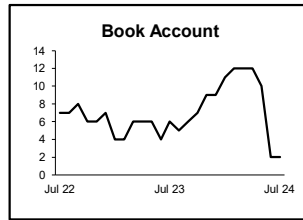
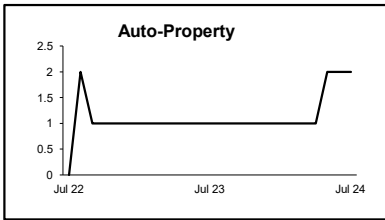
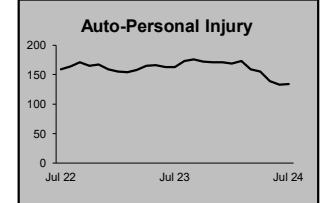
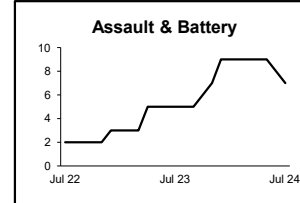
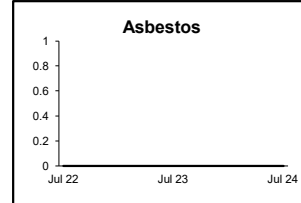
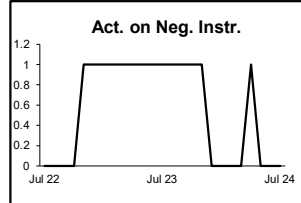
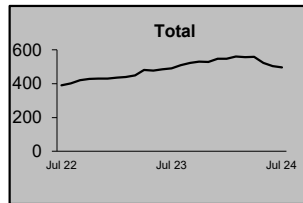
**CIVIL RESOLUTION SUMMARY BY CASETYPE  
JULY 2024  
SOMERSET**

	Trial			Summary					Total	Percent resolved by						Monthly Resolutions
	Jury	Nonjury	Total	Judgment	Settlement	Default Judgment	Dismiss	Other		Trial	Sum Jud	Settle	Default J	Dismiss	Other	
Act on Neg Inst	0	0	0	0	0	0	0	0	0	0%	0%	0%	0%	0%	0%	
Asbestos	0	0	0	0	0	0	0	0	0	0%	0%	0%	0%	0%	0%	
Assault & Bat	0	0	0	0	1	0	1	0	2	0%	0%	50%	0%	50%	0%	
Auto - Pers Inj	2	0	2	0	11	0	28	1	42	5%	0%	26%	0%	67%	2%	
Auto - Property	0	0	0	0	0	0	1	0	1	0%	0%	0%	0%	100%	0%	
Book Account	0	0	0	0	1	2	9	1	13	0%	0%	8%	15%	69%	8%	
Civil Rights	0	0	0	0	0	0	0	0	0	0%	0%	0%	0%	0%	0%	
Complex Commerc	0	0	0	0	0	1	1	0	2	0%	0%	0%	50%	50%	0%	
Condemnation	0	0	0	0	0	0	0	0	0	0%	0%	0%	0%	0%	0%	
Construction	0	0	0	0	0	0	0	0	0	0%	0%	0%	0%	0%	0%	
Contract/Commer	0	0	0	1	10	1	14	1	27	0%	4%	37%	4%	52%	4%	
Employment	0	0	0	0	0	0	1	0	1	0%	0%	0%	0%	100%	0%	
Lieu of P. Writ	0	0	0	0	0	0	1	0	1	0%	0%	0%	0%	100%	0%	
Medical Malprac	0	0	0	0	1	0	0	1	2	0%	0%	50%	0%	0%	50%	
Name Change	0	0	0	0	0	0	1	9	10	0%	0%	0%	0%	10%	90%	
Other Insurance	0	0	0	0	0	0	0	1	1	0%	0%	0%	0%	0%	100%	
Other MCL	0	0	0	0	0	0	0	0	0	0%	0%	0%	0%	0%	0%	
Other Track 1	0	0	0	0	1	0	7	2	10	0%	0%	10%	0%	70%	20%	
Other Track 3	0	0	0	0	2	0	2	0	4	0%	0%	50%	0%	50%	0%	
Other Track 4	0	0	0	0	0	0	2	0	2	0%	0%	0%	0%	100%	0%	
Personal Injury	0	0	0	0	5	0	5	1	11	0%	0%	45%	0%	45%	9%	
Prod Liability	0	0	0	0	0	0	0	0	0	0%	0%	0%	0%	0%	0%	
Prof Malpractic	0	0	0	0	1	0	1	0	2	0%	0%	50%	0%	50%	0%	
PIP Coverage	0	0	0	0	0	0	0	0	0	0%	0%	0%	0%	0%	0%	
Real Property	0	0	0	0	0	0	0	0	0	0%	0%	0%	0%	0%	0%	
Tort Other	0	0	0	0	2	1	12	0	15	0%	0%	13%	7%	80%	0%	
Toxic Tort	0	0	0	0	0	0	0	0	0	0%	0%	0%	0%	0%	0%	
UM/UIM Bod Inj	0	0	0	0	1	0	0	0	1	0%	0%	100%	0%	0%	0%	
<b>Total</b>	<b>2</b>	<b>0</b>	<b>2</b>	<b>1</b>	<b>36</b>	<b>5</b>	<b>86</b>	<b>17</b>	<b>147</b>	<b>1%</b>	<b>1%</b>	<b>24%</b>	<b>3%</b>	<b>59%</b>	<b>12%</b>	



## CIVIL BACKLOG BY CASETYPE JULY 2024 SOMERSET

	Total Backlog	% chg
Jul 22	391	
Jul 23	491	26%
Jul 24	496	1%



1) Casetypes with the state's largest backlogs are highlighted.

2) Some Multicounty Litigation (MCL) cases were transferred in November 2014: Atlantic to Bergen = 8,935; Atlantic to Middlesex = 4,070.

**CIVIL CASELOAD SUMMARY BY CASETYPE**  
**JULY 2024**  
**SUSSEX**

	Filings			Resolutions			Clearance		Backlog			Backlog Percent		Backlog Per 100 Monthly Filings		Active Pending			
	Jul 2023	Jul 2024	percent change	Jul 2023	Jul 2024	percent change	Jul 2024		Jul 2023	Jul 2024	percent change	Jul 2023	Jul 2024	Jul 2023	Jul 2024	percent change	Jul 2023	Jul 2024	percent change
	to Jul 2023	to Jul 2024		to Jul 2023	to Jul 2024		number	percent											
Act on Neg Inst	0	0	0%	0	0	0%	0	100%	0	0	0%	0%	0%	0	0		2	0	-100%
Asbestos	0	0	0%	0	0	0%	0	100%	0	0	0%	0%	0%	0	0		0	0	0%
Assault & Bat	0	1		0	0	0%	-1	0%	1	3	200%	33%	75%		900		3	4	33%
Auto - Pers Inj	10	8	-20%	7	8	14%	0	100%	48	23	-52%	38%	20%	720	310		127	117	-8%
Auto - Property	0	1		3	1	-67%	0	100%	0	0	0%	0%	0%	0	0		3	6	100%
Book Account	5	7	40%	8	10	25%	3	143%	0	0	0%	0%	0%	0	0		38	48	26%
Civil Rights	1	0	-100%	0	1		1	100%	6	3	-50%	75%	100%	2,400	1,800		8	3	-63%
Complex Comm	0	0	0%	1	1	0%	1	100%	3	2	-33%	50%	100%	514	2,400		6	2	-67%
Condemnation	0	0	0%	0	0	0%	0	100%	0	0	0%	0%	0%	0	0		0	1	
Construction	0	0	0%	1	0	-100%	0	100%	1	0	-100%	50%	0%	300	0		2	5	150%
Contract/Comm	7	11	57%	8	9	13%	-2	82%	11	15	36%	11%	19%	123	196		98	78	-20%
Employment	1	2	100%	0	0	0%	-2	0%	1	0	-100%	25%	0%	400	0		4	6	50%
Lieu of P. Writ	0	2		0	0	0%	-2	0%	1	0	-100%	33%	0%	600	0		3	11	267%
Medical Malprac	2	0	-100%	0	0	0%	0	100%	12	9	-25%	52%	41%	2,057	1,200		23	22	-4%
Name Change	2	10	400%	0	2		-8	20%	0	0	0%	0%	0%	0	0		4	11	175%
Other Insurance	0	0	0%	0	2		2	100%	0	0	0%	0%	0%	0	0		2	0	-100%
Other MCL	0	0	0%	0	0	0%	0	100%	0	0	0%	0%	0%	0	0		0	0	0%
Other Track 1	3	9	200%	0	8		-1	89%	3	1	-67%	12%	4%	106	24		25	24	-4%
Other Track 3	3	1	-67%	3	3	0%	2	300%	7	7	0%	22%	18%	311	336		32	40	25%
Other Track 4	0	0	0%	0	0	0%	0	100%	1	0	-100%	33%	0%	600	0		3	1	-67%
Personal Injury	6	8	33%	8	7	-13%	-1	88%	44	32	-27%	35%	29%	668	452		124	112	-10%
Prod Liability	0	0	0%	0	0	0%	0	100%	2	2	0%	33%	40%	400	1,200		6	5	-17%
Prof Malpractic	0	0	0%	0	0	0%	0	100%	5	7	40%	45%	44%	3,000	1,050		11	16	45%
PIP Coverage	0	0	0%	0	0	0%	0	100%	0	0	0%	0%	0%	0	0		1	0	-100%
Real Property	0	0	0%	3	0	-100%	0	100%	1	0	-100%	14%	0%	71	0		7	4	-43%
Tort Other	5	2	-60%	1	3	200%	1	150%	7	5	-29%	33%	22%	400	316		21	23	10%
Toxic Tort	0	0	0%	0	0	0%	0	100%	1	1	0%	100%	100%				1	1	0%
UM/UIM Bod Inj	0	0	0%	1	0	-100%	0	100%	0	2		0%	100%	0			3	2	-33%
<b>Total</b>	<b>45</b>	<b>62</b>	<b>38%</b>	<b>44</b>	<b>55</b>	<b>25%</b>	<b>-7</b>	<b>89%</b>	<b>155</b>	<b>112</b>	<b>-28%</b>	<b>28%</b>	<b>21%</b>	<b>345</b>	<b>217</b>		<b>557</b>	<b>542</b>	<b>-3%</b>

**CIVIL BACKLOG SUMMARY BY CASETYPE**

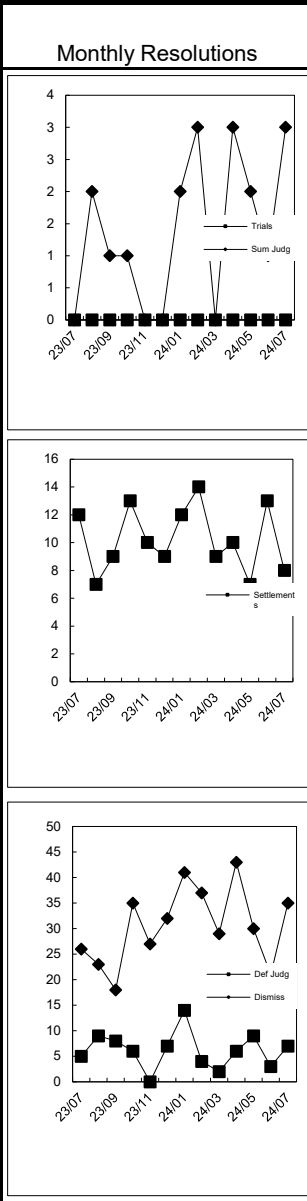
**July 2024**

**SUSSEX**

	<b>Cases in Backlog</b>															<b>Total Backlog</b>
	Track 1					Track 2				Track 3			Track 4			
	12 to 18 months	18 to 24 months	24 to 36 months	over 36 months	Total Track 1	18 to 24 months	24 to 36 months	over 36 months	Total Track 2	24 to 36 months	over 36 months	Total Track 3	24 to 36 months	over 36 months	Total Track 4	
Act on Neg Inst	0	0	0	0	0	0	0	0	0	0	0	0	0	0	0	0
Asbestos	0	0	0	0	0	0	0	0	0	0	0	0	0	0	0	0
Assault & Bat	0	0	0	0	0	0	0	0	0	2	1	3	0	0	0	3
Auto - Pers Inj	0	0	0	0	0	11	8	4	23	0	0	0	0	0	0	23
Auto - Property	0	0	0	0	0	0	0	0	0	0	0	0	0	0	0	0
Book Account	0	0	0	0	0	0	0	0	0	0	0	0	0	0	0	0
Civil Rights	0	0	0	0	0	0	0	0	0	0	3	3	0	0	0	3
Complex Comm	0	0	0	0	0	0	0	0	0	0	0	0	0	2	2	2
Condemnation	0	0	0	0	0	0	0	0	0	0	0	0	0	0	0	0
Construction	0	0	0	0	0	0	0	0	0	0	0	0	0	0	0	0
Contract/Comm	0	0	0	0	0	10	5	0	15	0	0	0	0	0	0	15
Employment	0	0	0	0	0	0	0	0	0	0	0	0	0	0	0	0
Lieu of P. Writ	0	0	0	0	0	0	0	0	0	0	0	0	0	0	0	0
Medical Malprac	0	0	0	0	0	0	0	0	0	3	6	9	0	0	0	9
Name Change	0	0	0	0	0	0	0	0	0	0	0	0	0	0	0	0
Other Insurance	0	0	0	0	0	0	0	0	0	0	0	0	0	0	0	0
Other MCL	0	0	0	0	0	0	0	0	0	0	0	0	0	0	0	0
Other Track 1	1	0	0	0	1	0	0	0	0	0	0	0	0	0	0	1
Other Track 3	0	0	0	0	0	0	0	0	0	3	4	7	0	0	0	7
Other Track 4	0	0	0	0	0	0	0	0	0	0	0	0	0	0	0	0
Personal Injury	0	0	0	0	0	20	11	1	32	0	0	0	0	0	0	32
Prod Liability	0	0	0	0	0	0	0	0	0	0	2	2	0	0	0	2
Prof Malpractic	0	0	0	0	0	0	0	0	0	4	3	7	0	0	0	7
PIP Coverage	0	0	0	0	0	0	0	0	0	0	0	0	0	0	0	0
Real Property	0	0	0	0	0	0	0	0	0	0	0	0	0	0	0	0
Tort Other	0	0	0	0	0	2	2	1	5	0	0	0	0	0	0	5
Toxic Tort	0	0	0	0	0	0	0	0	0	0	1	1	0	0	0	1
UM/UIM Bod Inj	0	0	0	0	0	1	1	0	2	0	0	0	0	0	0	2
<b>Total</b>	<b>1</b>	<b>0</b>	<b>0</b>	<b>0</b>	<b>1</b>	<b>44</b>	<b>27</b>	<b>6</b>	<b>77</b>	<b>12</b>	<b>20</b>	<b>32</b>	<b>0</b>	<b>2</b>	<b>2</b>	<b>112</b>

**CIVIL RESOLUTION SUMMARY BY CASETYPE**  
**JULY 2024**  
**SUSSEX**

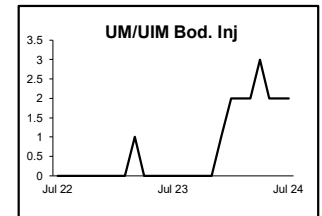
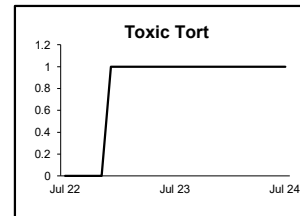
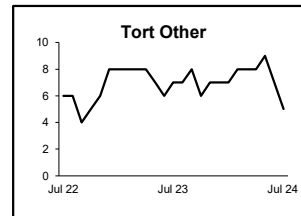
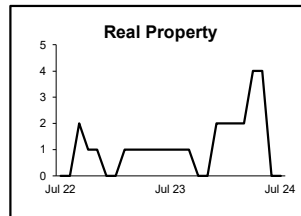
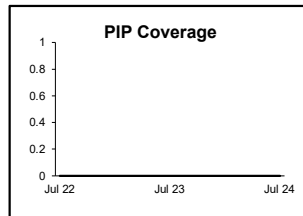
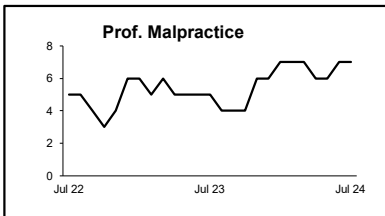
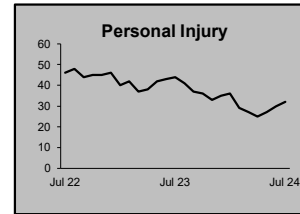
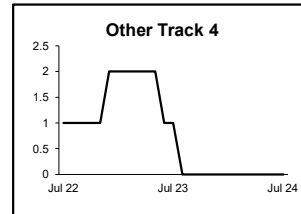
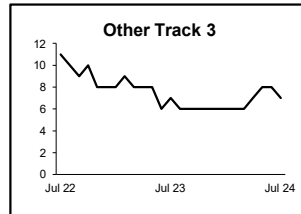
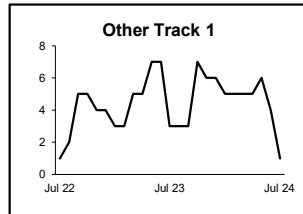

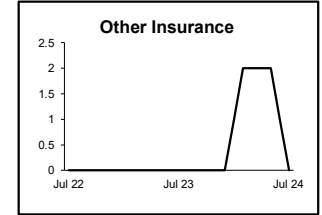
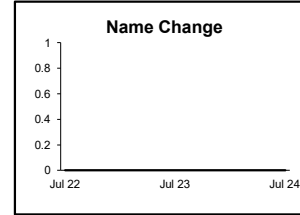
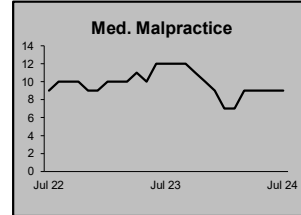
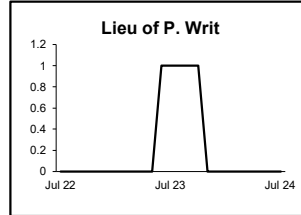
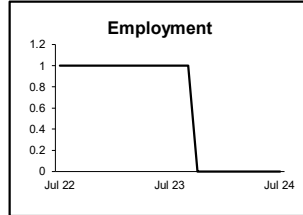
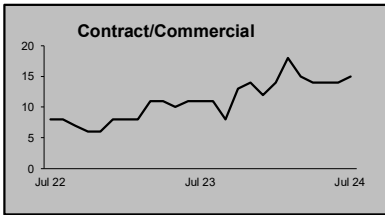
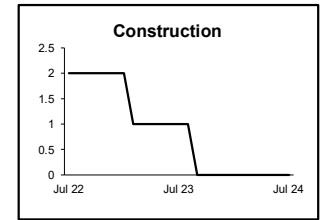
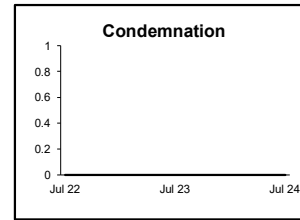
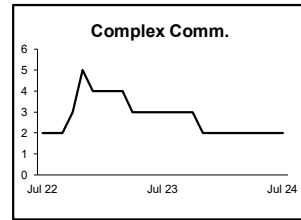
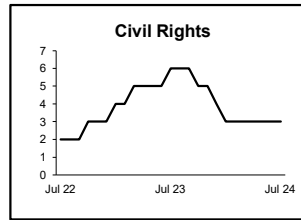
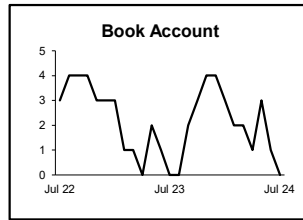
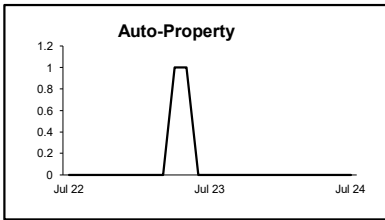
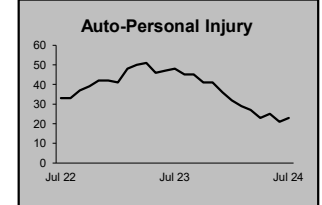
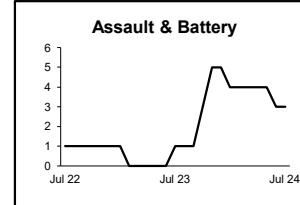
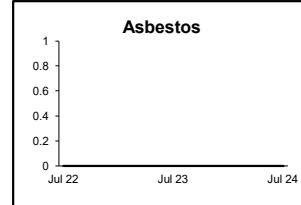
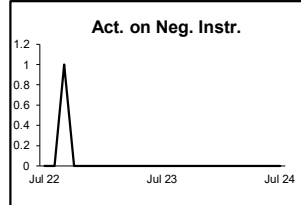
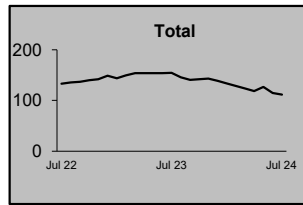
	Trial			Summary					Total	Percent resolved by						Monthly Resolutions
	Jury	Nonjury	Total	Judgment	Settlement	Default Judgment	Dismiss	Other		Trial	Sum Jud	Settle	Default J	Dismiss	Other	
Act on Neg Inst	0	0	0	0	0	0	0	0	0	0%	0%	0%	0%	0%	0%	
Asbestos	0	0	0	0	0	0	0	0	0	0%	0%	0%	0%	0%	0%	
Assault & Bat	0	0	0	0	0	0	0	0	0	0%	0%	0%	0%	0%	0%	
Auto - Pers Inj	0	0	0	1	2	0	5	0	8	0%	13%	25%	0%	63%	0%	
Auto - Property	0	0	0	0	0	0	1	0	1	0%	0%	0%	0%	100%	0%	
Book Account	0	0	0	0	1	4	5	0	10	0%	0%	10%	40%	50%	0%	
Civil Rights	0	0	0	0	0	0	1	0	1	0%	0%	0%	0%	100%	0%	
Complex Commerc	0	0	0	0	0	0	1	0	1	0%	0%	0%	0%	100%	0%	
Condemnation	0	0	0	0	0	0	0	0	0	0%	0%	0%	0%	0%	0%	
Construction	0	0	0	0	0	0	0	0	0	0%	0%	0%	0%	0%	0%	
Contract/Commer	0	0	0	0	1	2	6	0	9	0%	0%	11%	22%	67%	0%	
Employment	0	0	0	0	0	0	0	0	0	0%	0%	0%	0%	0%	0%	
Lieu of P. Writ	0	0	0	0	0	0	0	0	0	0%	0%	0%	0%	0%	0%	
Medical Malprac	0	0	0	0	0	0	0	0	0	0%	0%	0%	0%	0%	0%	
Name Change	0	0	0	0	0	0	0	2	2	0%	0%	0%	0%	0%	100%	
Other Insurance	0	0	0	1	0	0	1	0	2	0%	50%	0%	0%	50%	0%	
Other MCL	0	0	0	0	0	0	0	0	0	0%	0%	0%	0%	0%	0%	
Other Track 1	0	0	0	0	3	1	4	0	8	0%	0%	38%	13%	50%	0%	
Other Track 3	0	0	0	0	0	0	3	0	3	0%	0%	0%	0%	100%	0%	
Other Track 4	0	0	0	0	0	0	0	0	0	0%	0%	0%	0%	0%	0%	
Personal Injury	0	0	0	0	0	0	7	0	7	0%	0%	0%	0%	100%	0%	
Prod Liability	0	0	0	0	0	0	0	0	0	0%	0%	0%	0%	0%	0%	
Prof Malpractic	0	0	0	0	0	0	0	0	0	0%	0%	0%	0%	0%	0%	
PIP Coverage	0	0	0	0	0	0	0	0	0	0%	0%	0%	0%	0%	0%	
Real Property	0	0	0	0	0	0	0	0	0	0%	0%	0%	0%	0%	0%	
Tort Other	0	0	0	1	1	0	1	0	3	0%	33%	33%	0%	33%	0%	
Toxic Tort	0	0	0	0	0	0	0	0	0	0%	0%	0%	0%	0%	0%	
UM/UIM Bod Inj	0	0	0	0	0	0	0	0	0	0%	0%	0%	0%	0%	0%	
<b>Total</b>	<b>0</b>	<b>0</b>	<b>0</b>	<b>3</b>	<b>8</b>	<b>7</b>	<b>35</b>	<b>2</b>	<b>55</b>	<b>0%</b>	<b>5%</b>	<b>15%</b>	<b>13%</b>	<b>64%</b>	<b>4%</b>	





**CIVIL BACKLOG BY CASETYPE  
JULY 2024  
SUSSEX**

	<b>Total</b>	<b>Backlog</b>	<b>% chg</b>
Jul 22		133	
Jul 23		155	17%
Jul 24		112	-28%



1) Casetypes with the state's largest backlogs are highlighted.

2) Some Multicounty Litigation (MCL) cases were transferred in November 2014: Atlantic to Bergen = 8,935; Atlantic to Middlesex = 4,070.

**CIVIL CASELOAD SUMMARY BY CASETYPE**  
**JULY 2024**  
**UNION**

	Filings			Resolutions			Clearance		Backlog			Backlog Percent		Backlog Per 100 Monthly Filings		Active Pending		
	Jul 2023	Jul 2024	percent change	Jul 2023	Jul 2024	percent change	Jul 2024		Jul 2023	Jul 2024	percent change	Jul 2023	Jul 2024	Jul 2023	Jul 2024	Jul 2023	Jul 2024	percent change
	to Jul 2023	to Jul 2024		to Jul 2023	to Jul 2024		number	percent										
Act on Neg Inst	0	0	0%	0	0	0%	0	100%	1	3	200%	25%	43%	171	450	4	7	75%
Asbestos	0	0	0%	0	0	0%	0	100%	0	0	0%	0%	0%	0	0	0	0	0%
Assault & Bat	1	0	-100%	0	1		1	100%	1	3	200%	8%	27%	200	400	13	11	-15%
Auto - Pers Inj	152	178	17%	143	148	3%	-30	83%	534	340	-36%	23%	15%	332	196	2,326	2,318	0%
Auto - Property	8	6	-25%	3	9	200%	3	150%	11	2	-82%	16%	3%	135	23	67	67	0%
Book Account	23	33	43%	27	29	7%	-4	88%	31	30	-3%	17%	11%	105	86	187	261	40%
Civil Rights	1	3	200%	0	1		-2	33%	9	12	33%	39%	46%	900	600	23	26	13%
Complex Comm	0	2		0	1		-1	50%	12	7	-42%	60%	47%	1,029	700	20	15	-25%
Condemnation	0	0	0%	0	1		1	100%	1	2	100%	14%	40%	400	1,200	7	5	-29%
Construction	2	1	-50%	0	1		0	100%	7	6	-14%	25%	32%	382	450	28	19	-32%
Contract/Comm	43	75	74%	32	47	47%	-28	63%	89	70	-21%	20%	14%	205	151	443	494	12%
Employment	0	3		1	1	0%	-2	33%	5	6	20%	31%	35%	375	327	16	17	6%
Lieu of P. Writ	0	1		2	0	-100%	-1	0%	3	2	-33%	12%	7%	129	83	25	30	20%
Medical Malprac	4	3	-25%	4	3	-25%	0	100%	50	59	18%	46%	48%	1,429	1,416	109	124	14%
Name Change	17	9	-47%	10	12	20%	3	133%	0	0	0%	0%	0%	0	0	52	33	-37%
Other Insurance	3	5	67%	0	5		0	100%	4	3	-25%	20%	11%	229	84	20	27	35%
Other MCL	0	0	0%	0	0	0%	0	100%	0	0	0%	0%	0%	0	0	0	0	0%
Other Track 1	19	23	21%	15	21	40%	-2	91%	40	41	3%	25%	26%	210	235	163	158	-3%
Other Track 3	8	10	25%	11	11	0%	1	110%	52	43	-17%	30%	23%	488	369	176	187	6%
Other Track 4	0	1		1	0	-100%	-1	0%	19	18	-5%	76%	60%	2,073	1,800	25	30	20%
Personal Injury	52	54	4%	42	51	21%	-3	94%	207	207	0%	24%	23%	395	369	868	888	2%
Prod Liability	1	1	0%	2	0	-100%	-1	0%	6	1	-83%	38%	10%	480	400	16	10	-38%
Prof Malpractic	1	0	-100%	0	3		3	100%	18	20	11%	32%	37%	655	1,200	56	54	-4%
PIP Coverage	1	0	-100%	0	0	0%	0	100%	1	1	0%	20%	25%	100	200	5	4	-20%
Real Property	1	0	-100%	1	2	100%	2	100%	3	6	100%	23%	35%	240	450	13	17	31%
Tort Other	9	9	0%	6	4	-33%	-5	44%	26	20	-23%	20%	18%	250	224	128	111	-13%
Toxic Tort	0	0	0%	0	0	0%	0	100%	0	1		0%	50%	0		2	2	0%
UM/UIM Bod Inj	15	5	-67%	5	13	160%	8	260%	26	25	-4%	21%	21%	297	273	122	119	-2%
<b>Total</b>	<b>361</b>	<b>422</b>	<b>17%</b>	<b>305</b>	<b>364</b>	<b>19%</b>	<b>-58</b>	<b>86%</b>	<b>1,156</b>	<b>928</b>	<b>-20%</b>	<b>24%</b>	<b>18%</b>	<b>305</b>	<b>230</b>	<b>4,914</b>	<b>5,034</b>	<b>2%</b>

**CIVIL BACKLOG SUMMARY BY CASETYPE**

**July 2024**

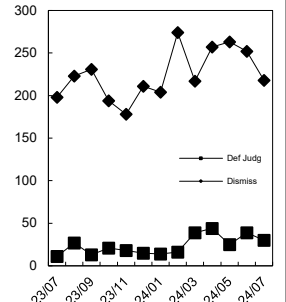
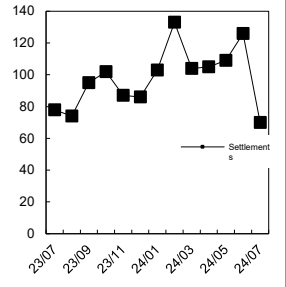
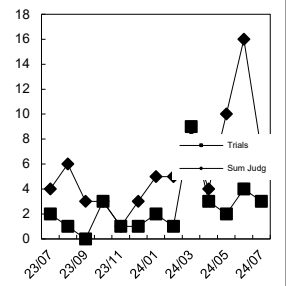
**UNION**

	<b>Cases in Backlog</b>															<b>Total Backlog</b>
	Track 1					Track 2				Track 3			Track 4			
	12 to 18 months	18 to 24 months	24 to 36 months	over 36 months	Total Track 1	18 to 24 months	24 to 36 months	over 36 months	Total Track 2	24 to 36 months	over 36 months	Total Track 3	24 to 36 months	over 36 months	Total Track 4	
Act on Neg Inst	2	0	0	1	3	0	0	0	0	0	0	0	0	0	0	3
Asbestos	0	0	0	0	0	0	0	0	0	0	0	0	0	0	0	0
Assault & Bat	0	0	0	0	0	0	0	0	0	2	1	3	0	0	0	3
Auto - Pers Inj	0	0	0	0	0	172	113	55	340	0	0	0	0	0	0	340
Auto - Property	0	0	0	0	0	1	1	0	2	0	0	0	0	0	0	2
Book Account	13	8	7	2	30	0	0	0	0	0	0	0	0	0	0	30
Civil Rights	0	1	0	0	1	0	0	0	0	6	5	11	0	0	0	12
Complex Comm	0	0	0	0	0	0	1	0	1	0	0	0	1	5	6	7
Condemnation	0	0	0	0	0	0	0	0	0	2	0	2	0	0	0	2
Construction	0	0	0	0	0	3	1	2	6	0	0	0	0	0	0	6
Contract/Comm	0	0	1	0	1	24	24	21	69	0	0	0	0	0	0	70
Employment	0	0	0	0	0	2	3	1	6	0	0	0	0	0	0	6
Lieu of P. Writ	0	0	0	0	0	0	0	0	0	0	0	0	1	1	2	2
Medical Malprac	0	0	0	0	0	0	0	0	0	24	35	59	0	0	0	59
Name Change	0	0	0	0	0	0	0	0	0	0	0	0	0	0	0	0
Other Insurance	0	1	1	1	3	0	0	0	0	0	0	0	0	0	0	3
Other MCL	0	0	0	0	0	0	0	0	0	0	0	0	0	0	0	0
Other Track 1	20	12	5	2	39	0	0	1	1	1	0	1	0	0	0	41
Other Track 3	0	0	0	0	0	0	0	0	0	12	31	43	0	0	0	43
Other Track 4	0	0	0	0	0	0	0	0	0	0	0	0	2	16	18	18
Personal Injury	0	0	0	0	0	117	66	24	207	0	0	0	0	0	0	207
Prod Liability	0	0	0	0	0	0	0	0	0	0	1	1	0	0	0	1
Prof Malpractic	0	0	0	0	0	0	0	0	0	10	10	20	0	0	0	20
PIP Coverage	1	0	0	0	1	0	0	0	0	0	0	0	0	0	0	1
Real Property	2	2	1	1	6	0	0	0	0	0	0	0	0	0	0	6
Tort Other	1	0	0	0	1	10	7	1	18	0	0	0	1	0	1	20
Toxic Tort	0	0	0	0	0	0	0	0	0	1	0	1	0	0	0	1
UM/UIM Bod Inj	0	0	0	0	0	12	12	1	25	0	0	0	0	0	0	25
<b>Total</b>	<b>39</b>	<b>24</b>	<b>15</b>	<b>7</b>	<b>85</b>	<b>341</b>	<b>228</b>	<b>106</b>	<b>675</b>	<b>58</b>	<b>83</b>	<b>141</b>	<b>5</b>	<b>22</b>	<b>27</b>	<b>928</b>

**CIVIL RESOLUTION SUMMARY BY CASETYPE  
JULY 2024  
UNION**

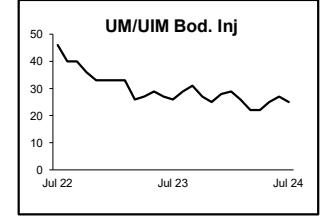
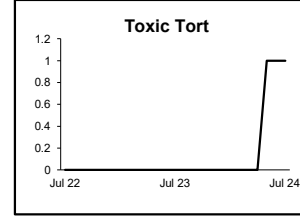
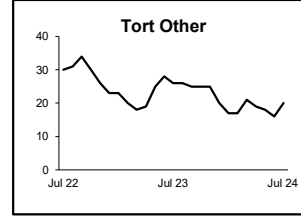
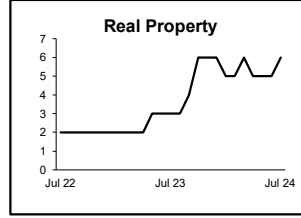
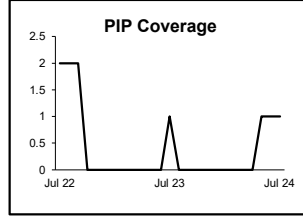
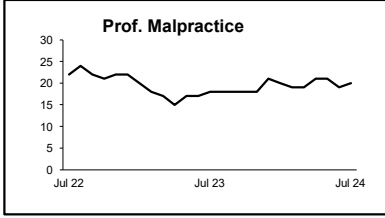
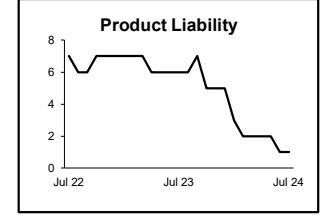
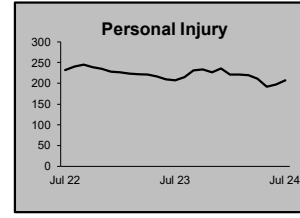
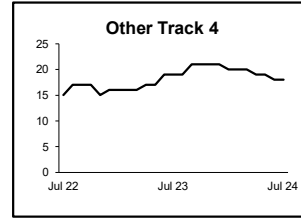
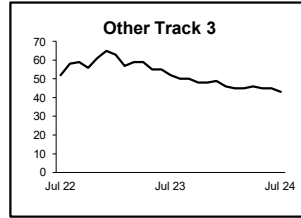
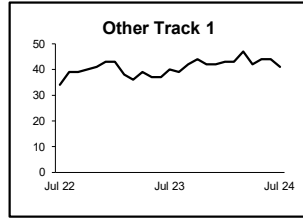

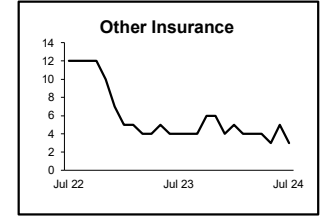
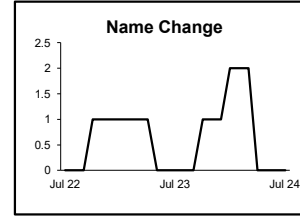
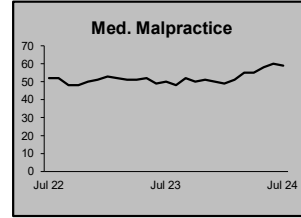
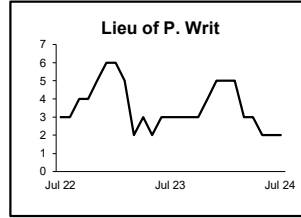
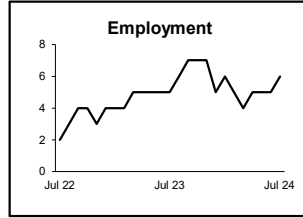
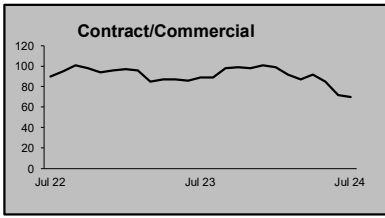
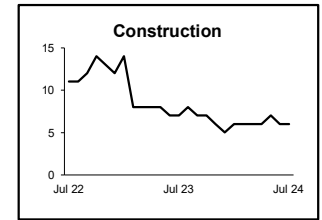
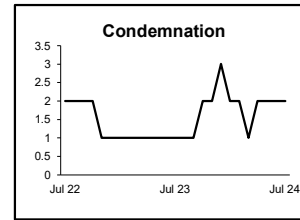
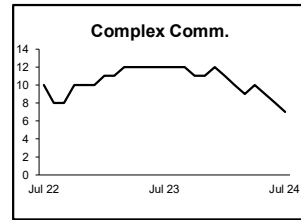
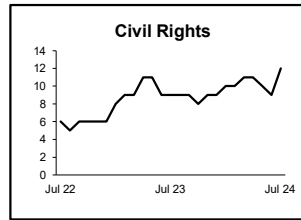
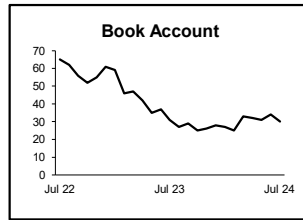
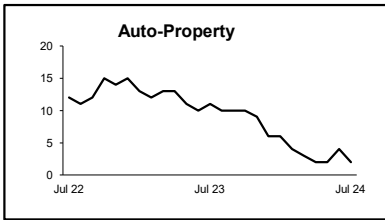
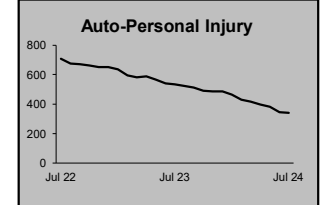
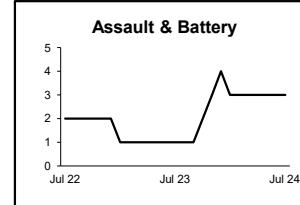
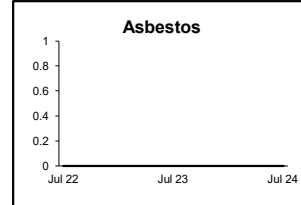
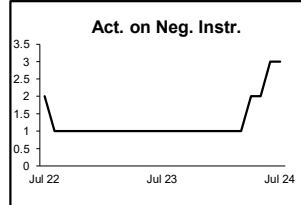
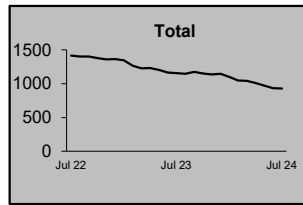
	Trial			Summary					Total	Percent resolved by						Monthly Resolutions
	Jury	Nonjury	Total	Judgment	Settlement	Default Judgment	Dismiss	Other		Trial	Sum Jud	Settle	Default J	Dismiss	Other	
Act on Neg Inst	0	0	0	0	0	0	0	0	0	0%	0%	0%	0%	0%	0%	
Asbestos	0	0	0	0	0	0	0	0	0	0%	0%	0%	0%	0%	0%	
Assault & Bat	0	0	0	0	1	0	0	0	1	0%	0%	100%	0%	0%	0%	
Auto - Pers Inj	2	0	2	2	37	2	100	5	148	1%	1%	25%	1%	68%	3%	
Auto - Property	0	0	0	0	1	0	8	0	9	0%	0%	11%	0%	89%	0%	
Book Account	0	0	0	1	4	12	12	0	29	0%	3%	14%	41%	41%	0%	
Civil Rights	0	0	0	0	0	0	1	0	1	0%	0%	0%	0%	100%	0%	
Complex Commerc	0	0	0	0	0	0	1	0	1	0%	0%	0%	0%	100%	0%	
Condemnation	0	0	0	0	0	0	0	1	1	0%	0%	0%	0%	0%	100%	
Construction	0	0	0	0	0	1	0	0	1	0%	0%	0%	100%	0%	0%	
Contract/Commer	0	1	1	2	5	10	26	3	47	2%	4%	11%	21%	55%	6%	
Employment	0	0	0	0	0	0	0	1	1	0%	0%	0%	0%	0%	100%	
Lieu of P. Writ	0	0	0	0	0	0	0	0	0	0%	0%	0%	0%	0%	0%	
Medical Malprac	0	0	0	0	2	0	1	0	3	0%	0%	67%	0%	33%	0%	
Name Change	0	0	0	0	0	0	1	11	12	0%	0%	0%	0%	8%	92%	
Other Insurance	0	0	0	0	0	0	4	1	5	0%	0%	0%	0%	80%	20%	
Other MCL	0	0	0	0	0	0	0	0	0	0%	0%	0%	0%	0%	0%	
Other Track 1	0	0	0	1	2	1	12	5	21	0%	5%	10%	5%	57%	24%	
Other Track 3	0	0	0	0	2	0	7	2	11	0%	0%	18%	0%	64%	18%	
Other Track 4	0	0	0	0	0	0	0	0	0	0%	0%	0%	0%	0%	0%	
Personal Injury	0	0	0	1	10	2	33	5	51	0%	2%	20%	4%	65%	10%	
Prod Liability	0	0	0	0	0	0	0	0	0	0%	0%	0%	0%	0%	0%	
Prof Malpractic	0	0	0	0	1	0	1	1	3	0%	0%	33%	0%	33%	33%	
PIP Coverage	0	0	0	0	0	0	0	0	0	0%	0%	0%	0%	0%	0%	
Real Property	0	0	0	0	1	0	1	0	2	0%	0%	50%	0%	50%	0%	
Tort Other	0	0	0	0	0	1	3	0	4	0%	0%	0%	25%	75%	0%	
Toxic Tort	0	0	0	0	0	0	0	0	0	0%	0%	0%	0%	0%	0%	
UM/UIM Bod Inj	0	0	0	0	4	1	7	1	13	0%	0%	31%	8%	54%	8%	
<b>Total</b>	<b>2</b>	<b>1</b>	<b>3</b>	<b>7</b>	<b>70</b>	<b>30</b>	<b>218</b>	<b>36</b>	<b>364</b>	<b>1%</b>	<b>2%</b>	<b>19%</b>	<b>8%</b>	<b>60%</b>	<b>10%</b>	

Monthly Resolutions



**CIVIL BACKLOG BY CASETYPE  
JULY 2024  
UNION**

	<b>Total</b>	<b>Backlog</b>	<b>% chg</b>
Jul 22		1,418	
Jul 23		1,156	-18%
Jul 24		928	-20%



1) Casetypes with the state's largest backlogs are highlighted.

2) Some Multicounty Litigation (MCL) cases were transferred in November 2014: Atlantic to Bergen = 8,935; Atlantic to Middlesex = 4,070.

**CIVIL CASELOAD SUMMARY BY CASETYPE  
JULY 2024  
WARREN**

	Filings			Resolutions			Clearance		Backlog			Backlog Percent		Backlog Per 100 Monthly Filings		Active Pending		
	Jul 2023	Jul 2024	percent change	Jul 2023	Jul 2024	percent change	Jul 2024		Jul 2023	Jul 2024	percent change	Jul 2023	Jul 2024	Jul 2023	Jul 2024	Jul 2023	Jul 2024	percent change
	to Jul 2023	to Jul 2024		to Jul 2023	to Jul 2024		number	percent										
Act on Neg Inst	0	0	0%	0	0	0%	0	100%	0	0	0%	0%	0%	0	0	0	1	
Asbestos	0	0	0%	0	0	0%	0	100%	0	0	0%	0%	0%	0	0	0	0	0%
Assault & Bat	0	0	0%	0	0	0%	0	100%	2	0	-100%	67%	0%		0	3	0	-100%
Auto - Pers Inj	1	7	600%	3	5	67%	-2	71%	32	29	-9%	34%	27%	557	464	93	106	14%
Auto - Property	0	0	0%	0	0	0%	0	100%	0	0	0%	0%	0%	0	0	2	7	250%
Book Account	6	7	17%	6	7	17%	0	100%	2	2	0%	6%	6%	43	32	35	35	0%
Civil Rights	0	0	0%	0	0	0%	0	100%	0	1		0%	33%	0	400	2	3	50%
Complex Comm	0	0	0%	0	0	0%	0	100%	2	1	-50%	100%	100%		1,200	2	1	-50%
Condemnation	0	0	0%	0	1		1	100%	0	0	0%	0%	0%	0	0	1	3	200%
Construction	0	0	0%	1	0	-100%	0	100%	1	2	100%	20%	40%	240	800	5	5	0%
Contract/Comm	2	4	100%	9	7	-22%	3	175%	9	9	0%	18%	15%	152	150	49	60	22%
Employment	0	0	0%	0	0	0%	0	100%	0	1		0%	50%	0	1,200	1	2	100%
Lieu of P. Writ	0	0	0%	1	0	-100%	0	100%	3	2	-33%	38%	29%	600	480	8	7	-13%
Medical Malprac	0	1		0	1		0	100%	16	16	0%	67%	73%	3,840	3,200	24	22	-8%
Name Change	1	3	200%	1	4	300%	1	133%	0	0	0%	0%	0%	0	0	2	5	150%
Other Insurance	0	0	0%	0	0	0%	0	100%	0	1		0%	50%	0	300	0	2	
Other MCL	0	0	0%	0	0	0%	0	100%	0	0	0%	0%	0%	0	0	0	0	0%
Other Track 1	4	3	-25%	2	4	100%	1	133%	9	6	-33%	38%	25%	292	206	24	24	0%
Other Track 3	1	2	100%	2	2	0%	0	100%	3	6	100%	15%	33%	300	450	20	18	-10%
Other Track 4	0	0	0%	0	0	0%	0	100%	1	1	0%	50%	25%	1,200	600	2	4	100%
Personal Injury	1	9	800%	4	3	-25%	-6	33%	31	31	0%	40%	41%	775	729	78	75	-4%
Prod Liability	0	0	0%	0	0	0%	0	100%	1	3	200%	33%	75%		3,600	3	4	33%
Prof Malpractic	0	0	0%	0	0	0%	0	100%	3	3	0%	60%	38%	900	900	5	8	60%
PIP Coverage	0	0	0%	0	0	0%	0	100%	1	0	-100%	100%	0%	1,200	0	1	1	0%
Real Property	0	0	0%	0	0	0%	0	100%	2	3	50%	40%	60%	600	900	5	5	0%
Tort Other	0	1		0	1		0	100%	4	1	-75%	33%	14%	436	100	12	7	-42%
Toxic Tort	0	0	0%	0	0	0%	0	100%	1	1	0%	100%	100%		1,200	1	1	0%
UM/UIM Bod Inj	1	0	-100%	0	0	0%	0	100%	1	1	0%	17%	20%	240	600	6	5	-17%
<b>Total</b>	<b>17</b>	<b>37</b>	<b>118%</b>	<b>29</b>	<b>35</b>	<b>21%</b>	<b>-2</b>	<b>95%</b>	<b>124</b>	<b>120</b>	<b>-3%</b>	<b>32%</b>	<b>29%</b>	<b>389</b>	<b>336</b>	<b>384</b>	<b>411</b>	<b>7%</b>

**CIVIL BACKLOG SUMMARY BY CASETYPE**

**July 2024**

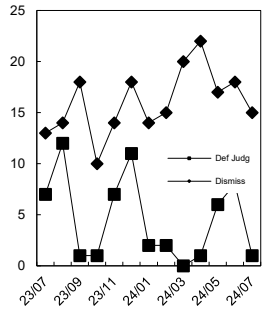
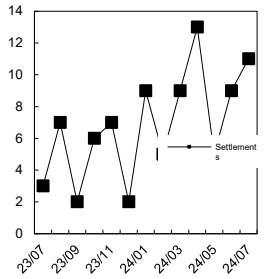
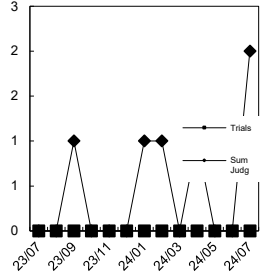
**WARREN**

	<b>Cases in Backlog</b>															<b>Total Backlog</b>
	Track 1					Track 2				Track 3			Track 4			
	12 to 18 months	18 to 24 months	24 to 36 months	over 36 months	Total Track 1	18 to 24 months	24 to 36 months	over 36 months	Total Track 2	24 to 36 months	over 36 months	Total Track 3	24 to 36 months	over 36 months	Total Track 4	
Act on Neg Inst	0	0	0	0	0	0	0	0	0	0	0	0	0	0	0	0
Asbestos	0	0	0	0	0	0	0	0	0	0	0	0	0	0	0	0
Assault & Bat	0	0	0	0	0	0	0	0	0	0	0	0	0	0	0	0
Auto - Pers Inj	0	0	0	0	0	9	13	7	29	0	0	0	0	0	0	29
Auto - Property	0	0	0	0	0	0	0	0	0	0	0	0	0	0	0	0
Book Account	2	0	0	0	2	0	0	0	0	0	0	0	0	0	0	2
Civil Rights	0	0	0	0	0	0	0	0	0	1	0	1	0	0	0	1
Complex Comm	0	0	0	0	0	0	0	0	0	0	0	0	0	1	1	1
Condemnation	0	0	0	0	0	0	0	0	0	0	0	0	0	0	0	0
Construction	0	0	0	0	0	1	0	1	2	0	0	0	0	0	0	2
Contract/Comm	0	0	0	0	0	2	2	5	9	0	0	0	0	0	0	9
Employment	0	0	0	0	0	1	0	0	1	0	0	0	0	0	0	1
Lieu of P. Writ	0	0	0	0	0	0	0	0	0	0	0	0	0	2	2	2
Medical Malprac	0	0	0	0	0	0	0	0	0	3	13	16	0	0	0	16
Name Change	0	0	0	0	0	0	0	0	0	0	0	0	0	0	0	0
Other Insurance	1	0	0	0	1	0	0	0	0	0	0	0	0	0	0	1
Other MCL	0	0	0	0	0	0	0	0	0	0	0	0	0	0	0	0
Other Track 1	4	0	2	0	6	0	0	0	0	0	0	0	0	0	0	6
Other Track 3	0	0	0	0	0	0	0	0	0	4	2	6	0	0	0	6
Other Track 4	0	0	0	0	0	0	0	0	0	0	0	0	0	1	1	1
Personal Injury	0	0	0	0	0	13	9	9	31	0	0	0	0	0	0	31
Prod Liability	0	0	0	0	0	0	0	0	0	2	1	3	0	0	0	3
Prof Malpractic	0	0	0	0	0	0	0	0	0	1	2	3	0	0	0	3
PIP Coverage	0	0	0	0	0	0	0	0	0	0	0	0	0	0	0	0
Real Property	1	0	2	0	3	0	0	0	0	0	0	0	0	0	0	3
Tort Other	0	0	0	0	0	0	1	0	1	0	0	0	0	0	0	1
Toxic Tort	0	0	0	0	0	0	0	0	0	0	1	1	0	0	0	1
UM/UIM Bod Inj	0	0	0	0	0	0	1	0	1	0	0	0	0	0	0	1
<b>Total</b>	<b>8</b>	<b>0</b>	<b>4</b>	<b>0</b>	<b>12</b>	<b>26</b>	<b>26</b>	<b>22</b>	<b>74</b>	<b>11</b>	<b>19</b>	<b>30</b>	<b>0</b>	<b>4</b>	<b>4</b>	<b>120</b>

**CIVIL RESOLUTION SUMMARY BY CASETYPE  
JULY 2024  
WARREN**

	Trial			Summary					Total	Percent resolved by						Monthly Resolutions
	Jury	Nonjury	Total	Judgment	Settlement	Default Judgment	Dismiss	Other		Trial	Sum Jud	Settle	Default J	Dismiss	Other	
Act on Neg Inst	0	0	0	0	0	0	0	0	0	0%	0%	0%	0%	0%	0%	
Asbestos	0	0	0	0	0	0	0	0	0	0%	0%	0%	0%	0%	0%	
Assault & Bat	0	0	0	0	0	0	0	0	0	0%	0%	0%	0%	0%	0%	
Auto - Pers Inj	0	0	0	0	2	0	3	0	5	0%	0%	40%	0%	60%	0%	
Auto - Property	0	0	0	0	0	0	0	0	0	0%	0%	0%	0%	0%	0%	
Book Account	0	0	0	2	2	0	3	0	7	0%	29%	29%	0%	43%	0%	
Civil Rights	0	0	0	0	0	0	0	0	0	0%	0%	0%	0%	0%	0%	
Complex Commerc	0	0	0	0	0	0	0	0	0	0%	0%	0%	0%	0%	0%	
Condemnation	0	0	0	0	1	0	0	0	1	0%	0%	100%	0%	0%	0%	
Construction	0	0	0	0	0	0	0	0	0	0%	0%	0%	0%	0%	0%	
Contract/Commer	0	0	0	0	3	1	3	0	7	0%	0%	43%	14%	43%	0%	
Employment	0	0	0	0	0	0	0	0	0	0%	0%	0%	0%	0%	0%	
Lieu of P. Writ	0	0	0	0	0	0	0	0	0	0%	0%	0%	0%	0%	0%	
Medical Malprac	0	0	0	0	1	0	0	0	1	0%	0%	100%	0%	0%	0%	
Name Change	0	0	0	0	0	0	0	4	4	0%	0%	0%	0%	0%	100%	
Other Insurance	0	0	0	0	0	0	0	0	0	0%	0%	0%	0%	0%	0%	
Other MCL	0	0	0	0	0	0	0	0	0	0%	0%	0%	0%	0%	0%	
Other Track 1	0	0	0	0	0	0	3	1	4	0%	0%	0%	0%	75%	25%	
Other Track 3	0	0	0	0	1	0	0	1	2	0%	0%	50%	0%	0%	50%	
Other Track 4	0	0	0	0	0	0	0	0	0	0%	0%	0%	0%	0%	0%	
Personal Injury	0	0	0	0	1	0	2	0	3	0%	0%	33%	0%	67%	0%	
Prod Liability	0	0	0	0	0	0	0	0	0	0%	0%	0%	0%	0%	0%	
Prof Malpractic	0	0	0	0	0	0	0	0	0	0%	0%	0%	0%	0%	0%	
PIP Coverage	0	0	0	0	0	0	0	0	0	0%	0%	0%	0%	0%	0%	
Real Property	0	0	0	0	0	0	0	0	0	0%	0%	0%	0%	0%	0%	
Tort Other	0	0	0	0	0	0	1	0	1	0%	0%	0%	0%	100%	0%	
Toxic Tort	0	0	0	0	0	0	0	0	0	0%	0%	0%	0%	0%	0%	
UM/UIM Bod Inj	0	0	0	0	0	0	0	0	0	0%	0%	0%	0%	0%	0%	
<b>Total</b>	<b>0</b>	<b>0</b>	<b>0</b>	<b>2</b>	<b>11</b>	<b>1</b>	<b>15</b>	<b>6</b>	<b>35</b>	<b>0%</b>	<b>6%</b>	<b>31%</b>	<b>3%</b>	<b>43%</b>	<b>17%</b>	

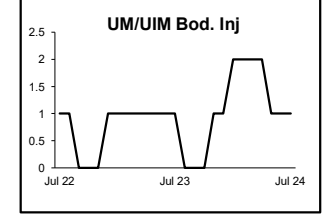
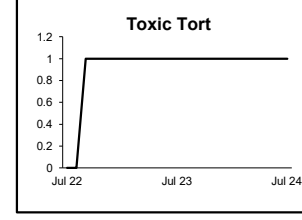
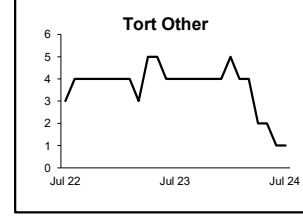
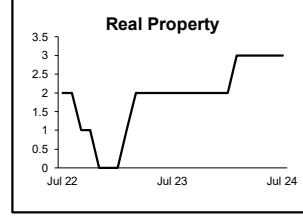
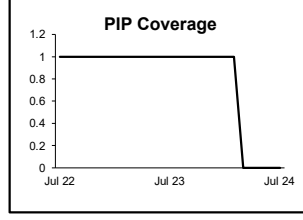
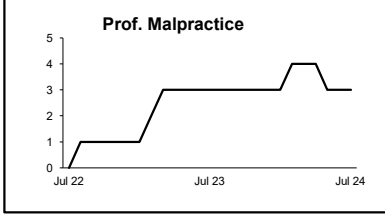
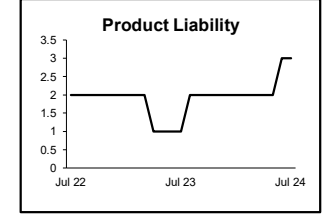
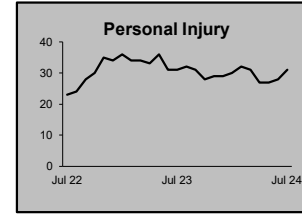
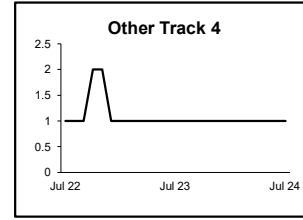
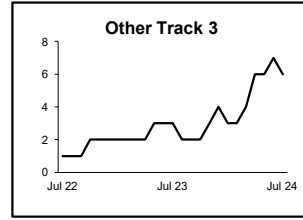
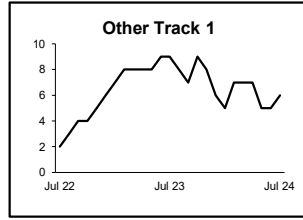
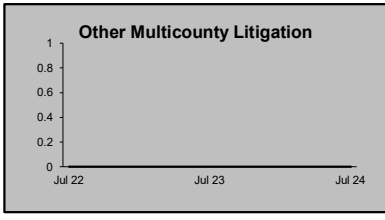
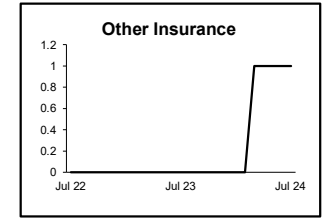
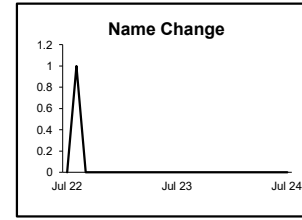
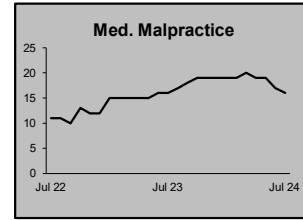
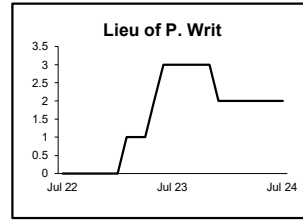
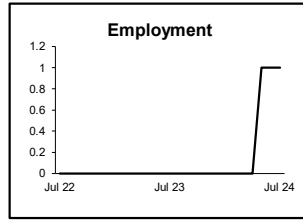
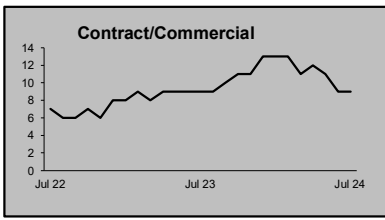
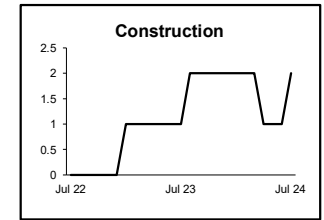
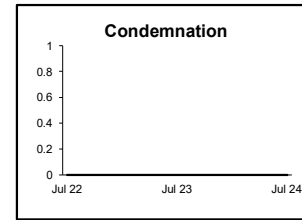
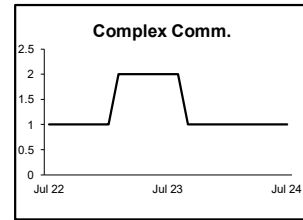
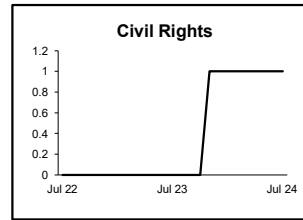
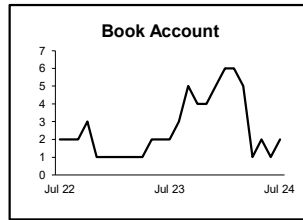
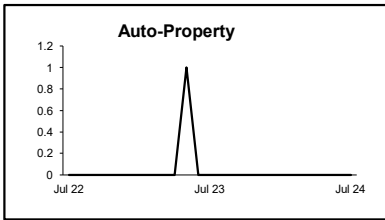
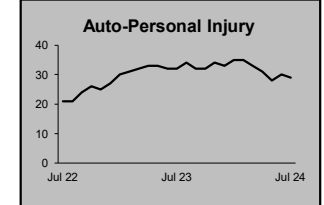
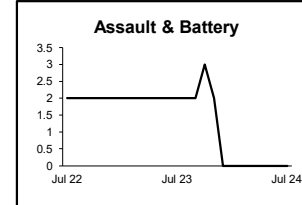
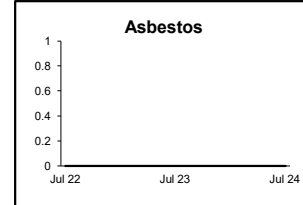

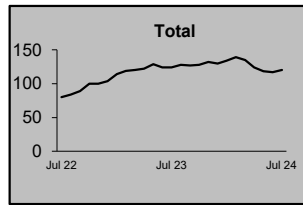
Monthly Resolutions





**CIVIL BACKLOG BY CASETYPE  
JULY 2024  
WARREN**

	<b>Total</b>	<b>Backlog</b>	<b>% chg</b>
Jul 22		80	
Jul 23		124	55%
Jul 24		120	-3%



1) Casetypes with the state's largest backlogs are highlighted.

2) Some Multicounty Litigation (MCL) cases were transferred in November 2014: Atlantic to Bergen = 8,935; Atlantic to Middlesex = 4,070.

**CIVIL CASELOAD SUMMARY BY CASETYPE  
JULY 2024  
STATE**

	Filings			Resolutions			Clearance		Backlog			Backlog Percent		Backlog Per 100 Monthly Filings		Active Pending		
	Jul 2023 to Jul 2023	Jul 2024 to Jul 2024	percent change	Jul 2023 to Jul 2023	Jul 2024 to Jul 2024	percent change	Jul 2024		Jul 2023	Jul 2024	percent change	Jul 2023	Jul 2024	Jul 2023	Jul 2024	Jul 2023	Jul 2024	percent change
							number	percent										
Act on Neg Inst	12	<b>13</b>	8%	6	<b>10</b>	67%	<b>-3</b>	<b>77%</b>	15	<b>12</b>	-20%	19%	<b>13%</b>	146	<b>88</b>	80	<b>96</b>	20%
Asbestos	16	<b>8</b>	-50%	1	<b>27</b>	>999%	<b>19</b>	<b>338%</b>	557	<b>416</b>	-25%	66%	<b>64%</b>	3,393	<b>2,804</b>	843	<b>652</b>	-23%
Assault & Bat	13	<b>16</b>	23%	10	<b>13</b>	30%	<b>-3</b>	<b>81%</b>	300	<b>890</b>	197%	39%	<b>82%</b>	2,368	<b>6,846</b>	766	<b>1,091</b>	42%
Auto - Pers Inj	1,648	<b>1,898</b>	15%	1,762	<b>1,770</b>	0%	<b>-128</b>	<b>93%</b>	8,035	<b>5,580</b>	-31%	29%	<b>21%</b>	458	<b>304</b>	27,958	<b>26,706</b>	-4%
Auto - Property	64	<b>92</b>	44%	55	<b>103</b>	87%	<b>11</b>	<b>112%</b>	62	<b>52</b>	-16%	9%	<b>7%</b>	78	<b>54</b>	684	<b>782</b>	14%
Book Account	567	<b>704</b>	24%	485	<b>593</b>	22%	<b>-111</b>	<b>84%</b>	330	<b>264</b>	-20%	10%	<b>6%</b>	61	<b>39</b>	3,321	<b>4,344</b>	31%
Civil Rights	35	<b>39</b>	11%	28	<b>23</b>	-18%	<b>-16</b>	<b>59%</b>	158	<b>254</b>	61%	26%	<b>41%</b>	533	<b>733</b>	611	<b>615</b>	1%
Complex Commerc	23	<b>21</b>	-9%	35	<b>25</b>	-29%	<b>4</b>	<b>119%</b>	224	<b>200</b>	-11%	40%	<b>44%</b>	695	<b>825</b>	566	<b>452</b>	-20%
Condemnation	11	<b>7</b>	-36%	13	<b>16</b>	23%	<b>9</b>	<b>229%</b>	45	<b>36</b>	-20%	29%	<b>21%</b>	386	<b>223</b>	156	<b>174</b>	12%
Construction	33	<b>46</b>	39%	23	<b>36</b>	57%	<b>-10</b>	<b>78%</b>	256	<b>195</b>	-24%	41%	<b>35%</b>	746	<b>551</b>	617	<b>562</b>	-9%
Contract/Commer	711	<b>855</b>	20%	631	<b>741</b>	17%	<b>-114</b>	<b>87%</b>	1,154	<b>1,041</b>	-10%	16%	<b>14%</b>	161	<b>138</b>	7,022	<b>7,395</b>	5%
Employment	24	<b>37</b>	54%	24	<b>24</b>	0%	<b>-13</b>	<b>65%</b>	74	<b>61</b>	-18%	26%	<b>19%</b>	310	<b>222</b>	285	<b>315</b>	11%
Lieu of P. Writ	40	<b>30</b>	-25%	38	<b>52</b>	37%	<b>22</b>	<b>173%</b>	114	<b>118</b>	4%	21%	<b>21%</b>	291	<b>305</b>	531	<b>562</b>	6%
Medical Malprac	70	<b>78</b>	11%	78	<b>69</b>	-12%	<b>-9</b>	<b>88%</b>	1,190	<b>1,067</b>	-10%	46%	<b>42%</b>	1,441	<b>1,334</b>	2,605	<b>2,512</b>	-4%
Name Change	245	<b>307</b>	25%	206	<b>287</b>	39%	<b>-20</b>	<b>93%</b>	6	<b>3</b>	-50%	1%	<b>0%</b>	2	<b>1</b>	546	<b>660</b>	21%
Other Insurance	32	<b>41</b>	28%	38	<b>38</b>	0%	<b>-3</b>	<b>93%</b>	111	<b>85</b>	-23%	32%	<b>25%</b>	335	<b>232</b>	349	<b>339</b>	-3%
Other MCL	259	<b>57</b>	-78%	73	<b>76</b>	4%	<b>19</b>	<b>133%</b>	10,645	<b>11,645</b>	9%	80%	<b>86%</b>	13,306	<b>11,862</b>	13,385	<b>13,533</b>	1%
Other Track 1	255	<b>354</b>	39%	274	<b>320</b>	17%	<b>-34</b>	<b>90%</b>	519	<b>422</b>	-19%	23%	<b>19%</b>	172	<b>130</b>	2,261	<b>2,254</b>	0%
Other Track 3	199	<b>187</b>	-6%	171	<b>170</b>	-1%	<b>-17</b>	<b>91%</b>	681	<b>618</b>	-9%	23%	<b>19%</b>	365	<b>303</b>	3,015	<b>3,300</b>	9%
Other Track 4	13	<b>13</b>	0%	19	<b>18</b>	-5%	<b>5</b>	<b>138%</b>	253	<b>203</b>	-20%	52%	<b>49%</b>	1,276	<b>1,073</b>	484	<b>415</b>	-14%
Personal Injury	754	<b>846</b>	12%	637	<b>738</b>	16%	<b>-108</b>	<b>87%</b>	4,220	<b>3,833</b>	-9%	29%	<b>28%</b>	528	<b>486</b>	14,339	<b>13,846</b>	-3%
Prod Liability	18	<b>22</b>	22%	32	<b>18</b>	-44%	<b>-4</b>	<b>82%</b>	122	<b>106</b>	-13%	32%	<b>26%</b>	471	<b>473</b>	380	<b>404</b>	6%
Prof Malpractic	40	<b>37</b>	-8%	39	<b>50</b>	28%	<b>13</b>	<b>135%</b>	356	<b>308</b>	-13%	38%	<b>34%</b>	1,032	<b>864</b>	936	<b>917</b>	-2%
PIP Coverage	14	<b>20</b>	43%	17	<b>14</b>	-18%	<b>-6</b>	<b>70%</b>	24	<b>22</b>	-8%	20%	<b>21%</b>	140	<b>146</b>	121	<b>106</b>	-12%
Real Property	27	<b>24</b>	-11%	27	<b>25</b>	-7%	<b>1</b>	<b>104%</b>	73	<b>72</b>	-1%	27%	<b>27%</b>	250	<b>253</b>	267	<b>267</b>	0%
Tort Other	131	<b>156</b>	19%	132	<b>135</b>	2%	<b>-21</b>	<b>87%</b>	577	<b>457</b>	-21%	28%	<b>25%</b>	377	<b>307</b>	2,025	<b>1,857</b>	-8%
Toxic Tort	2	<b>1</b>	-50%	1	<b>3</b>	200%	<b>2</b>	<b>300%</b>	19	<b>12</b>	-37%	44%	<b>33%</b>	1,140	<b>758</b>	43	<b>36</b>	-16%
UM/UIM Bod Inj	100	<b>95</b>	-5%	102	<b>95</b>	-7%	<b>0</b>	<b>100%</b>	346	<b>285</b>	-18%	23%	<b>20%</b>	328	<b>280</b>	1,528	<b>1,401</b>	-8%
<b>Total</b>	<b>5,356</b>	<b>6,004</b>	<b>12%</b>	<b>4,957</b>	<b>5,489</b>	<b>11%</b>	<b>-515</b>	<b>91%</b>	<b>30,466</b>	<b>28,257</b>	<b>-7%</b>	<b>36%</b>	<b>33%</b>	<b>563</b>	<b>492</b>	<b>85,724</b>	<b>85,593</b>	<b>0%</b>

**CIVIL BACKLOG SUMMARY BY CASETYPE**

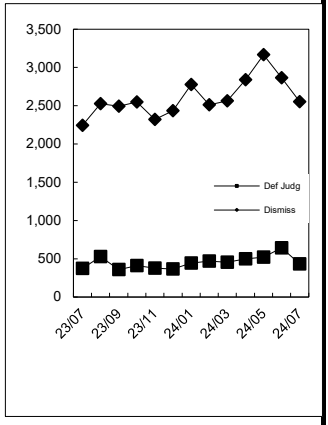
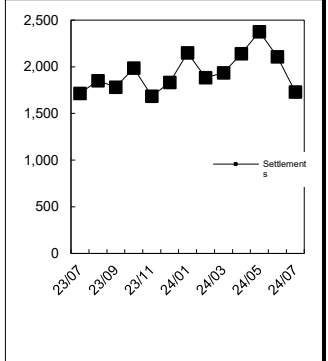
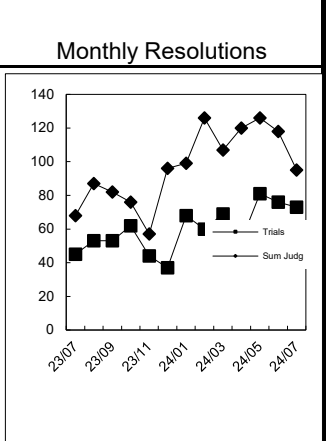
**July 2024**

**STATE**

	<b>Cases in Backlog</b>															
	Track 1					Track 2				Track 3			Track 4			Total Backlog
	12 to 18 months	18 to 24 months	24 to 36 months	over 36 months	Total Track 1	18 to 24 months	24 to 36 months	over 36 months	Total Track 2	24 to 36 months	over 36 months	Total Track 3	24 to 36 months	over 36 months	Total Track 4	
Act on Neg Inst	7	1	1	3	12	0	0	0	0	0	0	0	0	0	0	12
Asbestos	0	0	0	0	0	0	0	0	0	0	0	0	76	340	416	416
Assault & Bat	0	0	0	0	0	0	1	0	1	529	360	889	0	0	0	890
Auto - Pers Inj	0	0	0	0	0	2,578	1,995	1,004	5,577	0	2	2	1	0	1	5,580
Auto - Property	0	0	0	0	0	30	16	6	52	0	0	0	0	0	0	52
Book Account	149	53	39	18	259	3	1	0	4	0	0	0	1	0	1	264
Civil Rights	0	1	0	0	1	0	2	0	2	160	88	248	0	3	3	254
Complex Comm	0	0	0	0	0	0	1	0	1	1	0	1	63	135	198	200
Condemnation	0	0	0	1	1	0	0	0	0	12	23	35	0	0	0	36
Construction	0	0	0	0	0	49	53	92	194	0	1	1	0	0	0	195
Contract/Comm	1	0	1	0	2	414	385	239	1,038	1	0	1	0	0	0	1,041
Employment	0	0	0	0	0	26	22	13	61	0	0	0	0	0	0	61
Lieu of P. Writ	0	0	0	0	0	0	0	0	0	0	0	0	49	69	118	118
Medical Malprac	0	0	0	0	0	0	0	0	0	435	632	1,067	0	0	0	1,067
Name Change	2	0	1	0	3	0	0	0	0	0	0	0	0	0	0	3
Other Insurance	33	15	17	15	80	1	2	2	5	0	0	0	0	0	0	85
Other MCL	0	0	0	0	0	0	0	0	0	0	0	0	1,667	9,978	11,645	11,645
Other Track 1	171	82	56	50	359	13	9	8	30	7	24	31	1	1	2	422
Other Track 3	0	0	0	0	0	0	0	0	0	329	289	618	0	0	0	618
Other Track 4	0	0	0	0	0	0	1	0	1	0	0	0	55	147	202	203
Personal Injury	0	0	0	0	0	1,767	1,341	652	3,760	48	25	73	0	0	0	3,833
Prod Liability	0	0	0	0	0	0	0	0	0	58	48	106	0	0	0	106
Prof Malpractic	0	0	0	0	0	0	0	0	0	152	156	308	0	0	0	308
PIP Coverage	10	6	4	1	21	0	1	0	1	0	0	0	0	0	0	22
Real Property	33	14	12	12	71	0	0	0	0	0	1	1	0	0	0	72
Tort Other	1	0	0	0	1	156	163	97	416	16	23	39	1	0	1	457
Toxic Tort	0	0	0	0	0	0	0	0	0	6	6	12	0	0	0	12
UM/UIM Bod Inj	0	0	0	0	0	139	99	47	285	0	0	0	0	0	0	285
<b>Total</b>	<b>407</b>	<b>172</b>	<b>131</b>	<b>100</b>	<b>810</b>	<b>5,176</b>	<b>4,092</b>	<b>2,160</b>	<b>11,428</b>	<b>1,754</b>	<b>1,678</b>	<b>3,432</b>	<b>1,914</b>	<b>10,673</b>	<b>12,587</b>	<b>28,257</b>

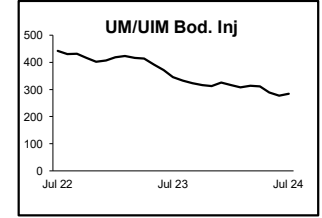
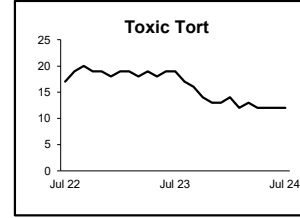
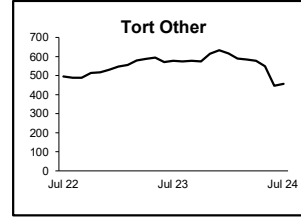
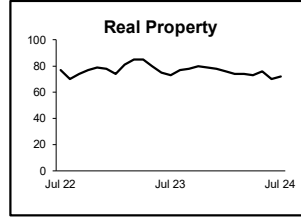
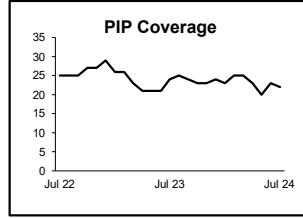
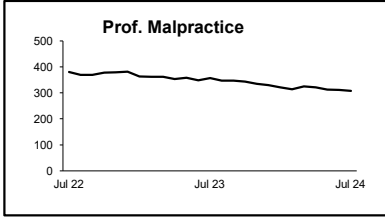
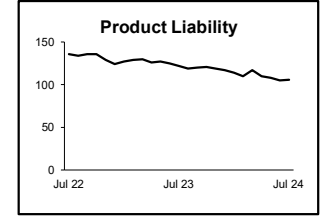
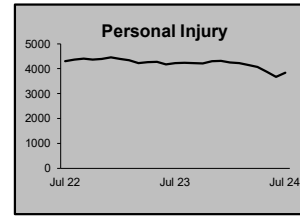
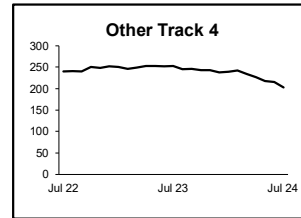
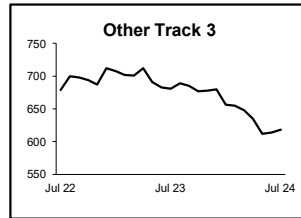
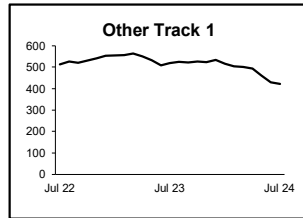
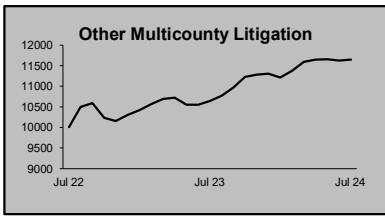
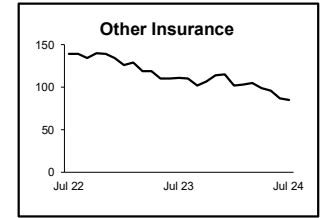
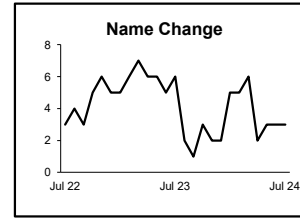
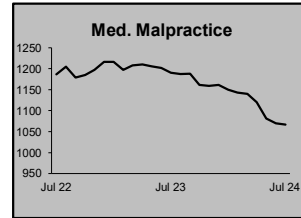
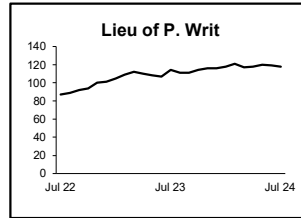
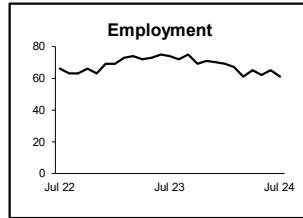
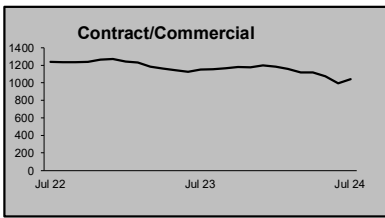
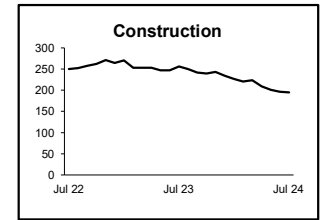
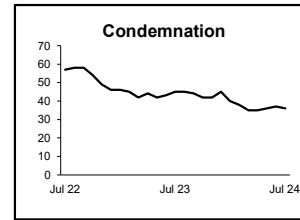
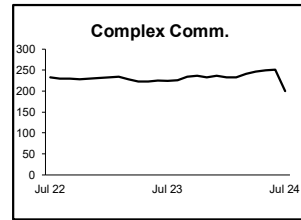
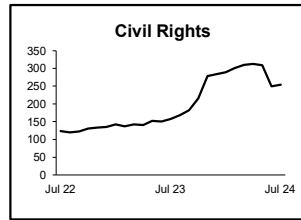
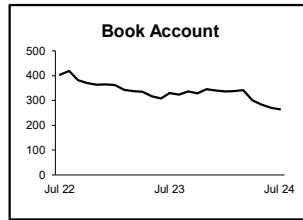
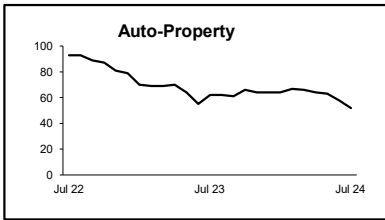
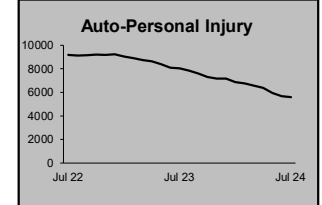
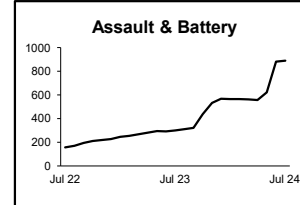
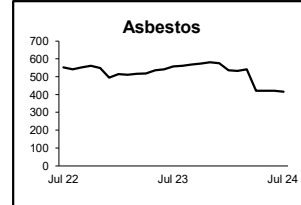
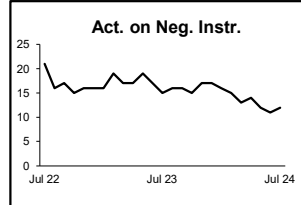
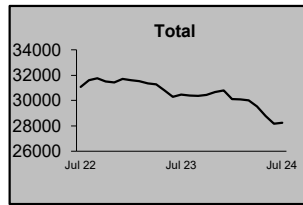
**CIVIL RESOLUTION SUMMARY BY CASETYPE**  
**JULY 2024**  
**STATE**

	Trial			Summary					Total	Percent resolved by					
	Jury	Nonjury	Total	Judgment	Settlement	Default Judgment	Dismiss	Other		Trial	Sum Jud	Settle	Default J	Dismiss	Other
Act on Neg Inst	0	0	0	1	0	7	2	0	10	0%	10%	0%	70%	20%	0%
Asbestos	0	0	0	0	22	0	5	0	27	0%	0%	81%	0%	19%	0%
Assault & Bat	0	0	0	0	4	1	7	1	13	0%	0%	31%	8%	54%	8%
Auto - Pers Inj	19	2	21	12	714	10	944	69	1,770	1%	1%	40%	1%	53%	4%
Auto - Property	0	0	0	2	21	35	43	2	103	0%	2%	20%	34%	42%	2%
Book Account	1	5	6	23	146	204	206	8	593	1%	4%	25%	34%	35%	1%
Civil Rights	0	0	0	0	3	0	16	4	23	0%	0%	13%	0%	70%	17%
Complex Commerc	0	0	0	0	8	1	13	3	25	0%	0%	32%	4%	52%	12%
Condemnation	1	0	1	0	4	0	2	9	16	6%	0%	25%	0%	13%	56%
Construction	0	1	1	0	16	3	13	3	36	3%	0%	44%	8%	36%	8%
Contract/Commer	3	5	8	18	183	140	358	34	741	1%	2%	25%	19%	48%	5%
Employment	0	0	0	1	7	0	8	8	24	0%	4%	29%	0%	33%	33%
Lieu of P. Writ	1	7	8	1	2	0	33	8	52	15%	2%	4%	0%	63%	15%
Medical Malprac	9	0	9	2	30	0	23	5	69	13%	3%	43%	0%	33%	7%
Name Change	0	0	0	0	0	0	12	275	287	0%	0%	0%	0%	4%	96%
Other Insurance	0	0	0	1	7	3	22	5	38	0%	3%	18%	8%	58%	13%
Other MCL	0	0	0	0	4	0	69	3	76	0%	0%	5%	0%	91%	4%
Other Track 1	1	1	2	12	87	11	137	71	320	1%	4%	27%	3%	43%	22%
Other Track 3	2	0	2	4	55	0	84	25	170	1%	2%	32%	0%	49%	15%
Other Track 4	0	0	0	0	6	3	9	0	18	0%	0%	33%	17%	50%	0%
Personal Injury	10	0	10	13	291	6	372	46	738	1%	2%	39%	1%	50%	6%
Prod Liability	0	0	0	0	7	0	8	3	18	0%	0%	39%	0%	44%	17%
Prof Malpractic	1	0	1	0	21	0	22	6	50	2%	0%	42%	0%	44%	12%
PIP Coverage	0	0	0	0	4	0	8	2	14	0%	0%	29%	0%	57%	14%
Real Property	1	1	2	2	8	0	12	1	25	8%	8%	32%	0%	48%	4%
Tort Other	0	0	0	2	44	5	72	12	135	0%	1%	33%	4%	53%	9%
Toxic Tort	0	0	0	0	1	0	2	0	3	0%	0%	33%	0%	67%	0%
UM/UIM Bod Inj	2	0	2	1	34	2	51	5	95	2%	1%	36%	2%	54%	5%
<b>Total</b>	<b>51</b>	<b>22</b>	<b>73</b>	<b>95</b>	<b>1,729</b>	<b>431</b>	<b>2,553</b>	<b>608</b>	<b>5,489</b>	<b>1%</b>	<b>2%</b>	<b>31%</b>	<b>8%</b>	<b>47%</b>	<b>11%</b>



## CIVIL BACKLOG BY CASETYPE JULY 2024 STATE

	Total Backlog	% chg
Jul 22	31,087	
Jul 23	30,466	-2%
Jul 24	28,257	-7%



1) Casetypes with the state's largest backlogs are highlighted.

2) Some Multicounty Litigation (MCL) cases were transferred in November 2014: Atlantic to Bergen = 8,935; Atlantic to Middlesex = 4,070.