



**New Jersey Judiciary  
CIVIL STATISTICS  
June 2024**

## TABLE OF CONTENTS

Introduction, Abbreviations, and Glossary	i
Tables and Graphs By County	1
Tables and Graphs by Case Type	
Atlantic	3
Bergen	7
Burlington	11
Camden	15
Cape May	19
Cumberland	23
Essex	27
Gloucester	31
Hudson	35
Hunterdon	39
Mercer	43
Middlesex	47
Monmouth	51
Morris	55
Ocean	59
Passaic	63
Salem	67
Somerset	71
Sussex	75
Union	79
Warren	83
State	87

## INTRODUCTION

CIVIL STATISTICS provides court year-to-date civil-law statistics for New Jersey's twenty-one counties. Data is compiled from a monthly statistical extract of the Automated Case Management System.

The report provides 4-page summaries of filings, resolutions, clearance, backlog, and active pending by case type for counties and the state. Case type categories are based on the Case Information Statement (CIS). Some categories are consolidated as shown in the table on the next page.

## GLOSSARY

**Filings:** Filings include new, reopened, reactivated, and transferred cases

**Resolutions:** Include trials, summary judgments, settlements, default judgments, dismissals, inactivations, transfers, and other summary matters

**Clearance:** Resolutions minus filings

**Backlog:** Cases over case processing goal as listed below. Cases are aged from date of complaint exclusive of inactive and closed time.

    Track 1 backlog = over 12 months

    Track 2 backlog = over 18 months

    Track 3 backlog = over 24 months

    Track 4 backlog = over 24 months

**Backlog Per 100 Monthly Filings:**  $(\text{backlog}) / (\text{average monthly filings in previous court year}) * 100$

**Active Pending:** Cases not resolved. Does not include inactive cases.

CIVIL STATISTICS is produced by the Administrative Office of the Courts' Quantitative Research Unit. Questions or comments can be directed to:

Quantitative Research Unit: PO Box 037, Trenton, NJ 08625  
(609) 815-2900 x52530

## CASE TYPE ABBREVIATIONS

### TRACK I

Action on Negotiable Instrument (Act on New Inst)

Book Account

Name Change

Other Insurance Claim Including Declaratory Judgment Actions (other insurance)

PIP Coverage

Real Property

Other Track 1: Forfeiture, Summary Action, UM or UIM Claim, Lemon Law, Open Public Records Act, Tenancy, Miscellaneous, No Show Jurors  
UM/UIM Coverage

### TRACK II

Auto Negligence - Personal Injury

Auto Negligence - Property Damage

Construction

Contract/Commercial Transactions

Employment other than CEPA or LAD

Personal Injury

Tort - Other

UM/UIM Bodily Injury

### TRACK III

Assault and Battery

Civil Rights

Condemnation

Medical Malpractice

Product Liability

Professional Malpractice

Toxic Tort

Other Track 3: Defamation, Inverse Condemnation, Whistle Blower/Conscientious, Employee Protection Act, Law Against Discrimination

### TRACK IV

Action in Lieu of Prerogative Writ (Lieu of P. Writ)

Asbestos

Complex Commercial

Other Multicounty Litigation (formerly "mass tort") and/or Centrally Managed Cases:

Abilify, Accutane, Allergen Biocell Textured Breast Implants, Asbestos, DePuy ASR Hip Implants, Elmiron

Fosamax, Pelvic Mesh - Bard, Pelvic Mesh - Gynecare, Physiomesh, Pinnacle Metal -on- Metal (MoM) Hip Implants,

Proceed Surgical Mesh/Proceed Ventral Patch, Prolene Hernia System Mesh, Proton-Pump Inhibitors, Singulair,

Strattice Hernia Mesh, Stryker Hip/ABG II, Stryker LFIT CoCr V40 Femoral Heads, Stryker Trident Hip Implants,

Talc-Powder, Tasigna, Taxotere/Docetaxel, Zostavax.

Other Track 4: Complex Construction, Cullen Lit., Environmental Coverage Litigation, False Claims, Insurance Fraud, Mt. Laurel

**CIVIL CASELOAD SUMMARY BY COUNTY**  
**JULY 2023 - JUNE 2024**  
**STATE**

	Filings			Resolutions			Clearance		Backlog			Backlog Percent		Backlog Per 100 Monthly Filings		Active Pending		
	Jul 2022 to Jun 2023	Jul 2023 to Jun 2024	percent change	Jul 2022 to Jun 2023	Jul 2023 to Jun 2024	percent change	Jul 2023 - Jun 2024		Jun 2023	Jun 2024	percent change	Jun 2023	Jun 2024	Jun 2023	Jun 2024	Jun 2023	Jun 2024	percent change
							number	percent										
Atlantic	3,012	<b>3,538</b>	17%	2,640	<b>2,729</b>	3%	<b>-809</b>	<b>77%</b>	4,319	<b>5,443</b>	26%	53%	<b>60%</b>	1,721	<b>1,846</b>	8,192	<b>9,027</b>	10%
Bergen	7,336	<b>7,795</b>	6%	9,055	<b>8,380</b>	-7%	<b>585</b>	<b>108%</b>	4,944	<b>4,411</b>	-11%	44%	<b>41%</b>	809	<b>679</b>	11,320	<b>10,779</b>	-5%
Burlington	2,658	<b>2,666</b>	0%	2,745	<b>2,617</b>	-5%	<b>-49</b>	<b>98%</b>	320	<b>235</b>	-27%	14%	<b>10%</b>	144	<b>106</b>	2,275	<b>2,323</b>	2%
Camden	3,849	<b>3,921</b>	2%	4,447	<b>4,053</b>	-9%	<b>132</b>	<b>103%</b>	572	<b>423</b>	-26%	16%	<b>12%</b>	178	<b>129</b>	3,546	<b>3,439</b>	-3%
Cape May	540	<b>510</b>	-6%	488	<b>514</b>	5%	<b>4</b>	<b>101%</b>	91	<b>99</b>	9%	17%	<b>19%</b>	202	<b>233</b>	534	<b>530</b>	-1%
Cumberland	791	<b>816</b>	3%	799	<b>780</b>	-2%	<b>-36</b>	<b>96%</b>	164	<b>147</b>	-10%	22%	<b>19%</b>	249	<b>216</b>	741	<b>778</b>	5%
Essex	8,936	<b>9,332</b>	4%	9,227	<b>9,904</b>	7%	<b>572</b>	<b>106%</b>	5,075	<b>4,379</b>	-14%	39%	<b>35%</b>	682	<b>563</b>	13,133	<b>12,559</b>	-4%
Gloucester	1,523	<b>1,607</b>	6%	1,459	<b>1,566</b>	7%	<b>-41</b>	<b>97%</b>	299	<b>242</b>	-19%	21%	<b>16%</b>	236	<b>181</b>	1,422	<b>1,471</b>	3%
Hudson	4,802	<b>4,949</b>	3%	5,079	<b>5,070</b>	0%	<b>121</b>	<b>102%</b>	1,481	<b>1,068</b>	-28%	28%	<b>20%</b>	370	<b>259</b>	5,352	<b>5,226</b>	-2%
Hunterdon	488	<b>535</b>	10%	518	<b>475</b>	-8%	<b>-60</b>	<b>89%</b>	160	<b>174</b>	9%	31%	<b>30%</b>	393	<b>390</b>	517	<b>582</b>	13%
Mercer	2,506	<b>2,620</b>	5%	2,547	<b>2,660</b>	4%	<b>40</b>	<b>102%</b>	787	<b>834</b>	6%	27%	<b>29%</b>	377	<b>382</b>	2,906	<b>2,873</b>	-1%
Middlesex	7,586	<b>7,897</b>	4%	8,272	<b>7,890</b>	-5%	<b>-7</b>	<b>100%</b>	6,372	<b>6,045</b>	-5%	49%	<b>47%</b>	1,008	<b>919</b>	12,920	<b>12,950</b>	0%
Monmouth	4,071	<b>4,454</b>	9%	4,064	<b>4,720</b>	16%	<b>266</b>	<b>106%</b>	1,168	<b>763</b>	-35%	25%	<b>17%</b>	344	<b>206</b>	4,671	<b>4,402</b>	-6%
Morris	2,398	<b>2,557</b>	7%	2,645	<b>2,656</b>	0%	<b>99</b>	<b>104%</b>	745	<b>538</b>	-28%	28%	<b>21%</b>	373	<b>252</b>	2,623	<b>2,521</b>	-4%
Ocean	3,173	<b>3,258</b>	3%	3,270	<b>3,315</b>	1%	<b>57</b>	<b>102%</b>	869	<b>709</b>	-18%	25%	<b>21%</b>	329	<b>261</b>	3,409	<b>3,362</b>	-1%
Passaic	3,658	<b>3,984</b>	9%	4,094	<b>3,778</b>	-8%	<b>-206</b>	<b>95%</b>	942	<b>966</b>	3%	23%	<b>23%</b>	309	<b>291</b>	4,076	<b>4,282</b>	5%
Salem	249	<b>262</b>	5%	250	<b>248</b>	-1%	<b>-14</b>	<b>95%</b>	47	<b>30</b>	-36%	23%	<b>14%</b>	227	<b>137</b>	205	<b>220</b>	7%
Somerset	1,607	<b>1,739</b>	8%	1,575	<b>1,580</b>	0%	<b>-159</b>	<b>91%</b>	485	<b>503</b>	4%	29%	<b>28%</b>	362	<b>347</b>	1,662	<b>1,814</b>	9%
Sussex	537	<b>602</b>	12%	536	<b>625</b>	17%	<b>23</b>	<b>104%</b>	154	<b>115</b>	-25%	28%	<b>22%</b>	344	<b>229</b>	556	<b>534</b>	-4%
Union	4,516	<b>4,774</b>	6%	4,839	<b>4,658</b>	-4%	<b>-116</b>	<b>98%</b>	1,168	<b>932</b>	-20%	24%	<b>19%</b>	310	<b>234</b>	4,857	<b>4,975</b>	2%
Warren	403	<b>409</b>	1%	379	<b>399</b>	5%	<b>-10</b>	<b>98%</b>	124	<b>117</b>	-6%	31%	<b>29%</b>	369	<b>343</b>	396	<b>409</b>	3%
<b>Total</b>	<b>64,639</b>	<b>68,225</b>	<b>6%</b>	<b>68,928</b>	<b>68,617</b>	<b>0%</b>	<b>392</b>	<b>101%</b>	<b>30,286</b>	<b>28,173</b>	<b>-7%</b>	<b>35%</b>	<b>33%</b>	<b>562</b>	<b>496</b>	<b>85,313</b>	<b>85,056</b>	<b>0%</b>

NOTE: Some Multicounty Litigation (MCL) cases were transferred in November 2014: Atlantic to Bergen = 8,935; Atlantic to Middlesex = 4,070.

**CIVIL BACKLOG SUMMARY BY CASETYPE**

**June 2024**

**STATE**

	<b>Cases in Backlog</b>															
	Track 1					Track 2				Track 3			Track 4			Total Backlog
	12 to 18 months	18 to 24 months	24 to 36 months	over 36 months	Total Track 1	18 to 24 months	24 to 36 months	over 36 months	Total Track 2	24 to 36 months	over 36 months	Total Track 3	24 to 36 months	over 36 months	Total Track 4	
Atlantic	16	6	5	11	38	170	130	48	348	34	37	71	1,266	3,720	4,986	5,443
Bergen	47	12	6	1	66	622	492	184	1,298	155	153	308	427	2,312	2,739	4,411
Burlington	0	0	0	0	0	91	50	13	154	42	26	68	7	6	13	235
Camden	12	6	3	0	21	162	88	26	276	62	49	111	3	12	15	423
Cape May	3	1	1	4	9	29	20	2	51	25	9	34	0	5	5	99
Cumberland	4	5	0	1	10	50	31	16	97	20	14	34	2	4	6	147
Essex	88	55	31	32	206	1,027	1,138	938	3,103	455	458	913	71	86	157	4,379
Gloucester	17	5	2	3	27	87	47	20	154	28	22	50	1	10	11	242
Hudson	38	12	11	19	80	381	275	116	772	68	68	136	27	53	80	1,068
Hunterdon	3	5	5	2	15	17	42	34	93	30	26	56	4	6	10	174
Mercer	1	1	2	2	6	167	164	94	425	192	193	385	5	13	18	834
Middlesex	38	10	2	0	50	668	487	190	1,345	129	100	229	167	4,254	4,421	6,045
Monmouth	23	11	11	8	53	243	165	83	491	112	66	178	17	24	41	763
Morris	4	1	0	0	5	171	110	14	295	86	115	201	14	23	37	538
Ocean	27	17	10	5	59	221	223	73	517	62	63	125	4	4	8	709
Passaic	22	15	12	9	58	319	215	122	656	133	95	228	8	16	24	966
Salem	2	0	1	1	4	9	6	3	18	4	1	5	1	2	3	30
Somerset	3	4	3	2	12	139	136	103	378	34	54	88	9	16	25	503
Sussex	3	1	1	0	5	42	25	7	74	13	21	34	0	2	2	115
Union	46	25	16	6	93	342	227	103	672	55	85	140	5	22	27	932
Warren	4	1	5	0	10	25	25	21	71	12	20	32	0	4	4	117
<b>Total</b>	<b>401</b>	<b>193</b>	<b>127</b>	<b>106</b>	<b>827</b>	<b>4,982</b>	<b>4,096</b>	<b>2,210</b>	<b>11,288</b>	<b>1,751</b>	<b>1,675</b>	<b>3,426</b>	<b>2,038</b>	<b>10,594</b>	<b>12,632</b>	<b>28,173</b>

NOTE: Some Multicounty Litigation (MCL) cases were transferred in November 2014: Atlantic to Bergen = 8,935; Atlantic to Middlesex = 4,070.

**CIVIL CASELOAD SUMMARY BY CASETYPE**  
**JULY 2023 - JUNE 2024**  
**ATLANTIC**

	Filings			Resolutions			Clearance		Backlog			Backlog Percent		Backlog Per 100 Monthly Filings		Active Pending		
	Jul 2022 to Jun 2023	Jul 2023 to Jun 2024	percent change	Jul 2022 to Jun 2023	Jul 2023 to Jun 2024	percent change	Jul 2023 - Jun 2024		Jun 2023	Jun 2024	percent change	Jun 2023	Jun 2024	Jun 2023	Jun 2024	Jun 2023	Jun 2024	percent change
	number	percent																
Act on Neg Inst	2	1	-50%	3	2	-33%	1	200%	1	0	-100%	50%	0%	600	0	2	1	-50%
Asbestos	0	0	0%	0	0	0%	0	100%	0	0	0%	0%	0%	0	0	0	0	0%
Assault & Bat	4	6	50%	9	7	-22%	1	117%	2	6	200%	14%	46%	600	1,200	14	13	-7%
Auto - Pers Inj	661	600	-9%	684	691	1%	91	115%	189	162	-14%	24%	23%	343	324	801	714	-11%
Auto - Property	30	43	43%	31	33	6%	-10	77%	0	1		0%	3%	0	28	20	30	50%
Book Account	315	334	6%	334	304	-9%	-30	91%	10	10	0%	6%	5%	38	36	154	182	18%
Civil Rights	18	15	-17%	19	21	11%	6	140%	10	5	-50%	42%	28%	667	400	24	18	-25%
Complex Comm	8	3	-63%	11	9	-18%	6	300%	5	2	-60%	50%	50%	750	800	10	4	-60%
Condemnation	0	0	0%	1	0	-100%	0	100%	0	0	0%	0%	0%	0	0	0	0	0%
Construction	20	25	25%	22	21	-5%	-4	84%	9	8	-11%	36%	29%	540	384	25	28	12%
Contract/Comm	293	256	-13%	248	273	10%	17	107%	27	19	-30%	13%	10%	111	89	205	190	-7%
Employment	15	12	-20%	11	14	27%	2	117%	2	3	50%	13%	23%	160	300	15	13	-13%
Lieu of P. Writ	12	15	25%	12	14	17%	-1	93%	2	0	-100%	15%	0%	200	0	13	14	8%
Medical Malprac	31	35	13%	39	42	8%	7	120%	46	30	-35%	54%	37%	1,781	1,029	85	81	-5%
Name Change	76	105	38%	72	84	17%	-21	80%	0	0	0%	0%	0%	0	0	11	32	191%
Other Insurance	9	15	67%	8	20	150%	5	133%	5	2	-60%	38%	20%	667	160	13	10	-23%
Other MCL	587	1,184	102%	164	277	69%	-907	23%	3,750	4,980	33%	65%	75%	7,666	5,047	5,745	6,665	16%
Other Track 1	163	155	-5%	205	167	-19%	12	108%	27	24	-11%	25%	26%	199	186	108	94	-13%
Other Track 3	101	94	-7%	103	100	-3%	6	106%	36	21	-42%	24%	15%	428	268	148	143	-3%
Other Track 4	5	7	40%	12	7	-42%	0	100%	5	6	20%	56%	55%	1,200	1,029	9	11	22%
Personal Injury	488	464	-5%	485	453	-7%	-11	98%	140	129	-8%	24%	22%	344	334	586	599	2%
Prod Liability	18	32	78%	8	19	138%	-13	59%	6	1	-83%	33%	3%	400	38	18	29	61%
Prof Malpractic	11	15	36%	15	16	7%	1	107%	9	6	-33%	35%	21%	982	480	26	28	8%
PIP Coverage	10	5	-50%	9	5	-44%	0	100%	2	1	-50%	40%	20%	240	240	5	5	0%
Real Property	11	10	-9%	14	12	-14%	2	120%	3	1	-67%	33%	14%	327	120	9	7	-22%
Tort Other	66	51	-23%	66	68	3%	17	133%	15	13	-13%	21%	23%	273	306	73	57	-22%
Toxic Tort	0	1		0	2		1	200%	1	0	-100%	50%	0%	0	0	2	1	-50%
UM/UIM Bod Inj	58	55	-5%	55	68	24%	13	124%	17	13	-24%	24%	22%	352	284	71	58	-18%
<b>Total</b>	<b>3,012</b>	<b>3,538</b>	<b>17%</b>	<b>2,640</b>	<b>2,729</b>	<b>3%</b>	<b>-809</b>	<b>77%</b>	<b>4,319</b>	<b>5,443</b>	<b>26%</b>	<b>53%</b>	<b>60%</b>	<b>1,721</b>	<b>1,846</b>	<b>8,192</b>	<b>9,027</b>	<b>10%</b>

NOTE: Some Multicounty Litigation (MCL) cases were transferred in November 2014: Atlantic to Bergen = 8,935; Atlantic to Middlesex = 4,070.

**CIVIL BACKLOG SUMMARY BY CASETYPE**

**June 2024**

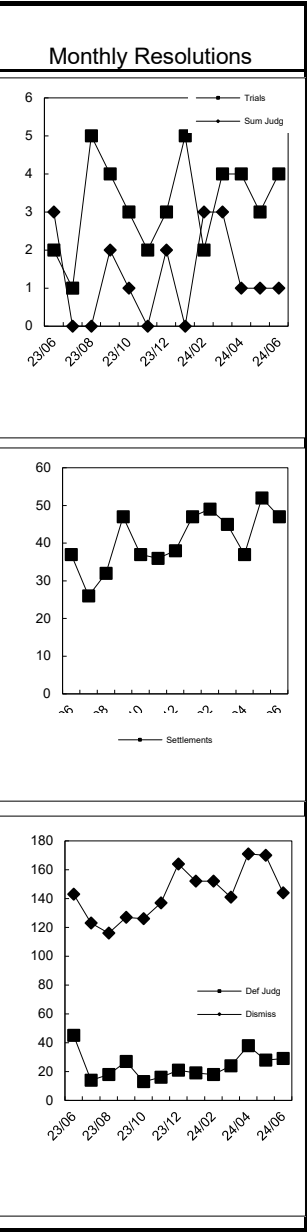
**ATLANTIC**

	<b>Cases in Backlog</b>															
	Track 1					Track 2				Track 3			Track 4			Total Backlog
	12 to 18 months	18 to 24 months	24 to 36 months	over 36 months	Total Track 1	18 to 24 months	24 to 36 months	over 36 months	Total Track 2	24 to 36 months	over 36 months	Total Track 3	24 to 36 months	over 36 months	Total Track 4	
Act on Neg Inst	0	0	0	0	0	0	0	0	0	0	0	0	0	0	0	0
Asbestos	0	0	0	0	0	0	0	0	0	0	0	0	0	0	0	0
Assault & Bat	0	0	0	0	0	0	0	0	0	6	0	6	0	0	0	6
Auto - Pers Inj	0	0	0	0	0	80	63	19	162	0	0	0	0	0	0	162
Auto - Property	0	0	0	0	0	1	0	0	1	0	0	0	0	0	0	1
Book Account	6	2	0	2	10	0	0	0	0	0	0	0	0	0	0	10
Civil Rights	0	0	0	0	0	0	0	0	0	3	2	5	0	0	0	5
Complex Commerc	0	0	0	0	0	0	0	0	0	0	0	0	1	1	2	2
Condemnation	0	0	0	0	0	0	0	0	0	0	0	0	0	0	0	0
Construction	0	0	0	0	0	1	3	4	8	0	0	0	0	0	0	8
Contract/Commer	0	0	0	0	0	13	3	3	19	0	0	0	0	0	0	19
Employment	0	0	0	0	0	3	0	0	3	0	0	0	0	0	0	3
Lieu of P. Writ	0	0	0	0	0	0	0	0	0	0	0	0	0	0	0	0
Medical Malprac	0	0	0	0	0	0	0	0	0	8	22	30	0	0	0	30
Name Change	0	0	0	0	0	0	0	0	0	0	0	0	0	0	0	0
Other Insurance	0	0	1	1	2	0	0	0	0	0	0	0	0	0	0	2
Other MCL	0	0	0	0	0	0	0	0	0	2	0	2	1,264	3,714	4,978	4,980
Other Track 1	10	4	2	8	24	0	0	0	0	0	0	0	0	0	0	24
Other Track 3	0	0	0	0	0	0	0	0	0	12	9	21	0	0	0	21
Other Track 4	0	0	0	0	0	0	0	0	0	0	0	0	1	5	6	6
Personal Injury	0	0	0	0	0	63	47	19	129	0	0	0	0	0	0	129
Prod Liability	0	0	0	0	0	0	0	0	0	0	1	1	0	0	0	1
Prof Malpractic	0	0	0	0	0	0	0	0	0	3	3	6	0	0	0	6
PIP Coverage	0	0	1	0	1	0	0	0	0	0	0	0	0	0	0	1
Real Property	0	0	1	0	1	0	0	0	0	0	0	0	0	0	0	1
Tort Other	0	0	0	0	0	4	7	2	13	0	0	0	0	0	0	13
Toxic Tort	0	0	0	0	0	0	0	0	0	0	0	0	0	0	0	0
UM/UIM Bod Inj	0	0	0	0	0	5	7	1	13	0	0	0	0	0	0	13
<b>Total</b>	<b>16</b>	<b>6</b>	<b>5</b>	<b>11</b>	<b>38</b>	<b>170</b>	<b>130</b>	<b>48</b>	<b>348</b>	<b>34</b>	<b>37</b>	<b>71</b>	<b>1,266</b>	<b>3,720</b>	<b>4,986</b>	<b>5,443</b>

NOTE: Some Multicounty Litigation (MCL) cases were transferred in November 2014: Atlantic to Bergen = 8,935; Atlantic to Middlesex = 4,070.

**CIVIL RESOLUTION SUMMARY BY CASETYPE  
JULY 2023 - JUNE 2024  
ATLANTIC**

	Trial			Summary					Total	Percent resolved by					
	Jury	Nonjury	Total	Judgment	Settlement	Default Judgment	Dismiss	Other		Trial	Sum Jud	Settle	Default J	Dismiss	Other
Act on Neg Inst	0	0	0	0	2	0	0	0	2	0%	0%	100%	0%	0%	0%
Asbestos	0	0	0	0	0	0	0	0	0	0%	0%	0%	0%	0%	0%
Assault & Bat	1	0	1	0	3	0	3	0	7	14%	0%	43%	0%	43%	0%
Auto - Pers Inj	14	0	14	5	152	8	489	23	691	2%	1%	22%	1%	71%	3%
Auto - Property	1	0	1	0	5	11	15	1	33	3%	0%	15%	33%	45%	3%
Book Account	0	1	1	4	36	157	104	2	304	0%	1%	12%	52%	34%	1%
Civil Rights	2	0	2	0	3	0	15	1	21	10%	0%	14%	0%	71%	5%
Complex Commerc	0	0	0	0	1	0	8	0	9	0%	0%	11%	0%	89%	0%
Condemnation	0	0	0	0	0	0	0	0	0	0%	0%	0%	0%	0%	0%
Construction	0	0	0	0	2	6	13	0	21	0%	0%	10%	29%	62%	0%
Contract/Commer	1	2	3	3	38	55	165	9	273	1%	1%	14%	20%	60%	3%
Employment	0	0	0	0	3	0	10	1	14	0%	0%	21%	0%	71%	7%
Lieu of P. Writ	0	0	0	0	1	0	12	1	14	0%	0%	7%	0%	86%	7%
Medical Malprac	2	0	2	1	18	0	21	0	42	5%	2%	43%	0%	50%	0%
Name Change	0	0	0	0	0	0	5	79	84	0%	0%	0%	0%	6%	94%
Other Insurance	0	0	0	0	1	0	17	2	20	0%	0%	5%	0%	85%	10%
Other MCL	1	0	1	0	13	0	262	1	277	0%	0%	5%	0%	95%	0%
Other Track 1	2	5	7	0	19	5	105	31	167	4%	0%	11%	3%	63%	19%
Other Track 3	2	0	2	0	27	0	64	7	100	2%	0%	27%	0%	64%	7%
Other Track 4	0	0	0	0	1	4	2	0	7	0%	0%	14%	57%	29%	0%
Personal Injury	5	0	5	1	117	11	292	27	453	1%	0%	26%	2%	64%	6%
Prod Liability	0	0	0	0	6	0	10	3	19	0%	0%	32%	0%	53%	16%
Prof Malpractic	0	0	0	0	5	0	11	0	16	0%	0%	31%	0%	69%	0%
PIP Coverage	0	0	0	0	2	0	3	0	5	0%	0%	40%	0%	60%	0%
Real Property	0	0	0	0	4	0	7	1	12	0%	0%	33%	0%	58%	8%
Tort Other	0	0	0	0	14	7	42	5	68	0%	0%	21%	10%	62%	7%
Toxic Tort	0	0	0	0	1	0	1	0	2	0%	0%	50%	0%	50%	0%
UM/UIM Bod Inj	1	0	1	0	19	1	47	0	68	1%	0%	28%	1%	69%	0%
<b>Total</b>	<b>32</b>	<b>8</b>	<b>40</b>	<b>14</b>	<b>493</b>	<b>265</b>	<b>1,723</b>	<b>194</b>	<b>2,729</b>	<b>1%</b>	<b>1%</b>	<b>18%</b>	<b>10%</b>	<b>63%</b>	<b>7%</b>

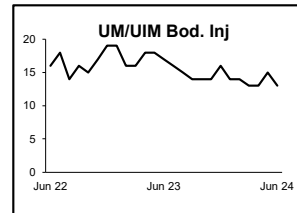
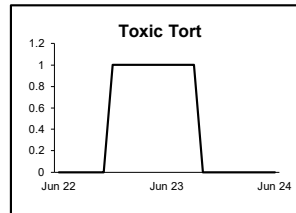
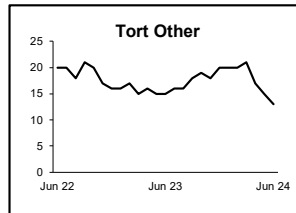
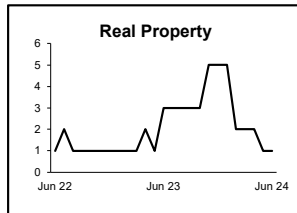
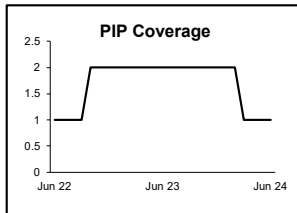
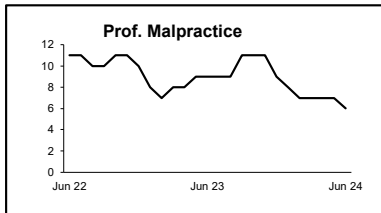
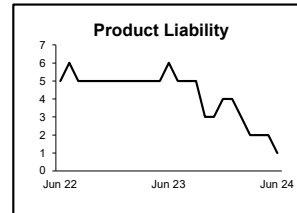
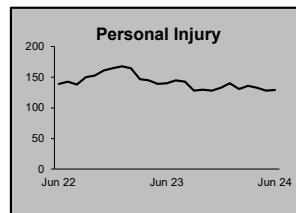
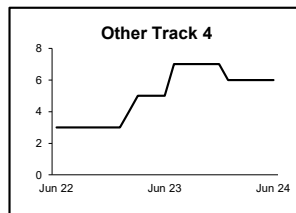
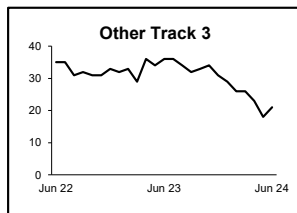
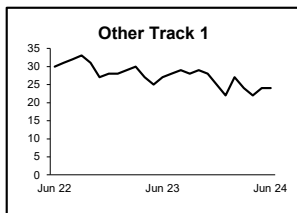
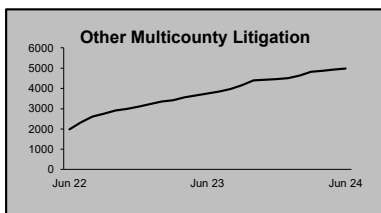
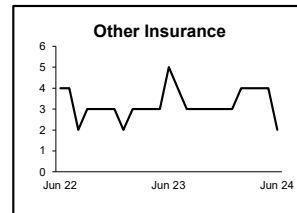
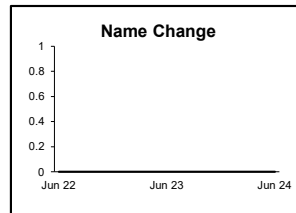
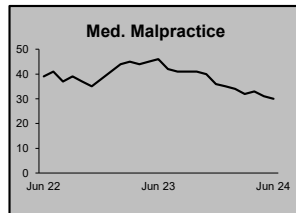
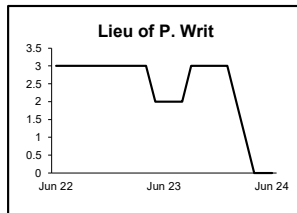
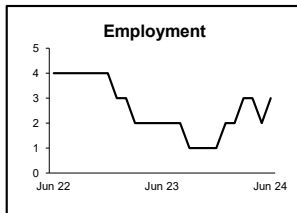
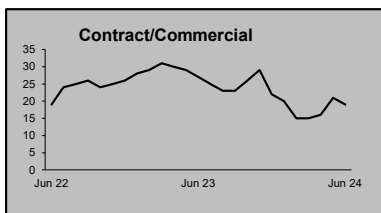
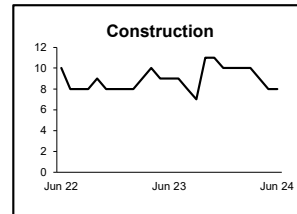
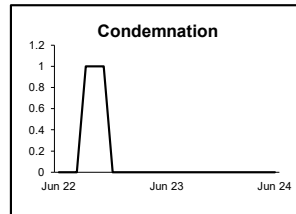
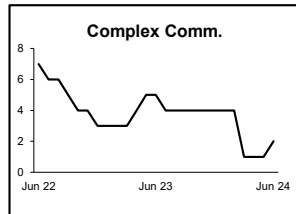
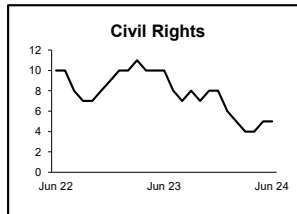
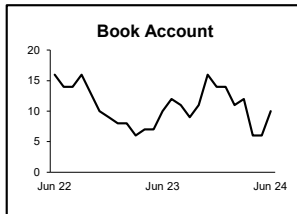
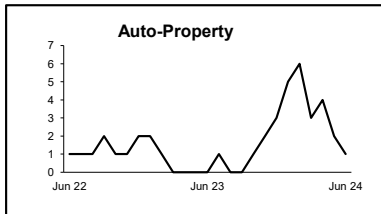
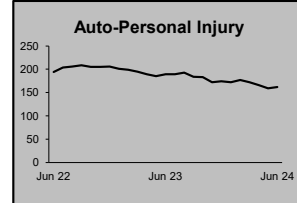
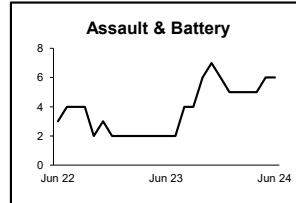
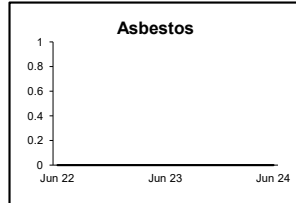
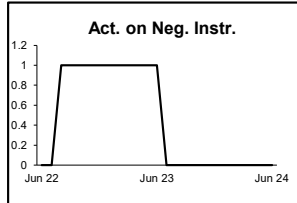
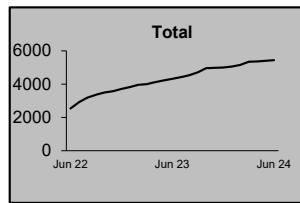


NOTE: Some Multicounty Litigation (MCL) cases were transferred in November 2014: Atlantic to Bergen = 8,935; Atlantic to Middlesex = 4,070.



**CIVIL BACKLOG BY CASETYPE  
JUNE 2024  
ATLANTIC**

	<b>Total</b>	
	Backlog	% chg
Jun 22	2,543	
Jun 23	4,319	70%
Jun 24	5,443	26%



1) Casetypes with the state's largest backlogs are highlighted.

2) Some Multicounty Litigation (MCL) cases were transferred in November 2014: Atlantic to Bergen = 8,935; Atlantic to Middlesex = 4,070.

**CIVIL CASELOAD SUMMARY BY CASETYPE  
JULY 2023 - JUNE 2024  
BERGEN**

	Filings			Resolutions			Clearance		Backlog			Backlog Percent		Backlog Per 100 Monthly Filings		Active Pending		
	Jul 2022 to Jun 2023	Jul 2023 to Jun 2024	percent change	Jul 2022 to Jun 2023	Jul 2023 to Jun 2024	percent change	Jul 2023 - Jun 2024		Jun 2023	Jun 2024	percent change	Jun 2023	Jun 2024	Jun 2023	Jun 2024	Jun 2023	Jun 2024	percent change
							number	percent										
Act on Neg Inst	13	19	46%	11	14	27%	-5	74%	2	2	0%	20%	13%	185	126	10	15	50%
Asbestos	0	0	0%	0	0	0%	0	100%	0	0	0%	0%	0%	0	0	0	0	0%
Assault & Bat	15	11	-27%	17	19	12%	8	173%	23	28	22%	47%	68%	1,840	3,055	49	41	-16%
Auto - Pers Inj	2,288	2,474	8%	2,556	2,690	5%	216	109%	941	635	-33%	29%	21%	494	308	3,206	2,999	-6%
Auto - Property	103	100	-3%	92	98	7%	-2	98%	5	6	20%	6%	7%	58	72	82	85	4%
Book Account	903	1,056	17%	953	926	-3%	-130	88%	41	32	-22%	10%	6%	54	36	431	549	27%
Civil Rights	28	19	-32%	20	21	5%	2	111%	6	18	200%	16%	46%	257	1,137	38	39	3%
Complex Commerc	55	47	-15%	44	45	2%	-2	96%	27	25	-7%	36%	40%	589	638	75	63	-16%
Condemnation	8	1	-88%	5	5	0%	4	500%	1	1	0%	14%	14%	150	1,200	7	7	0%
Construction	61	62	2%	44	53	20%	-9	85%	31	32	3%	37%	35%	610	619	83	91	10%
Contract/Commer	1,143	1,113	-3%	1,250	1,129	-10%	16	101%	147	119	-19%	17%	13%	154	128	864	889	3%
Employment	30	26	-13%	34	30	-12%	4	115%	8	9	13%	27%	38%	320	415	30	24	-20%
Lieu of P. Writ	35	53	51%	46	60	30%	7	113%	8	11	38%	16%	24%	274	249	50	45	-10%
Medical Malprac	107	102	-5%	104	133	28%	31	130%	150	145	-3%	48%	51%	1,682	1,706	311	285	-8%
Name Change	309	320	4%	314	311	-1%	-9	97%	0	0	0%	0%	0%	0	0	49	60	22%
Other Insurance	53	61	15%	47	52	11%	-9	85%	9	9	0%	23%	20%	204	177	39	46	18%
Other MCL	143	161	13%	1,464	681	-53%	520	423%	2,866	2,686	-6%	84%	93%	24,050	20,020	3,417	2,896	-15%
Other Track 1	338	419	24%	377	372	-1%	-47	89%	15	13	-13%	10%	7%	53	37	150	183	22%
Other Track 3	209	250	20%	205	193	-6%	-57	77%	35	60	71%	13%	18%	201	288	270	337	25%
Other Track 4	25	20	-20%	28	34	21%	14	170%	31	16	-48%	57%	38%	1,488	960	54	42	-22%
Personal Injury	1,023	980	-4%	979	1,033	6%	53	105%	444	436	-2%	29%	29%	521	534	1,557	1,506	-3%
Prod Liability	23	72	213%	41	27	-34%	-45	38%	13	8	-38%	39%	10%	678	133	33	78	136%
Prof Malpractic	35	53	51%	51	67	31%	14	126%	52	45	-13%	46%	41%	1,783	1,019	114	111	-3%
PIP Coverage	25	20	-20%	17	25	47%	5	125%	4	4	0%	22%	31%	192	240	18	13	-28%
Real Property	42	44	5%	29	42	45%	-2	95%	3	9	200%	9%	27%	86	245	32	33	3%
Tort Other	209	187	-11%	225	191	-15%	4	102%	47	44	-6%	22%	21%	270	282	210	205	-2%
Toxic Tort	3	2	-33%	3	4	33%	2	200%	2	2	0%	33%	50%	800	1,200	6	4	-33%
UM/UIM Bod Inj	110	123	12%	99	125	26%	2	102%	33	16	-52%	24%	12%	360	156	135	133	-1%
<b>Total</b>	<b>7,336</b>	<b>7,795</b>	<b>6%</b>	<b>9,055</b>	<b>8,380</b>	<b>-7%</b>	<b>585</b>	<b>108%</b>	<b>4,944</b>	<b>4,411</b>	<b>-11%</b>	<b>44%</b>	<b>41%</b>	<b>809</b>	<b>679</b>	<b>11,320</b>	<b>10,779</b>	<b>-5%</b>

NOTE: Some Multicounty Litigation (MCL) cases were transferred in November 2014: Atlantic to Bergen = 8,935; Atlantic to Middlesex = 4,070.

**CIVIL BACKLOG SUMMARY BY CASETYPE**

**June 2024**

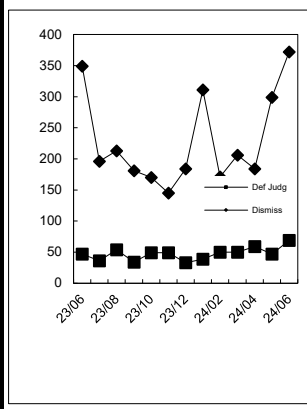
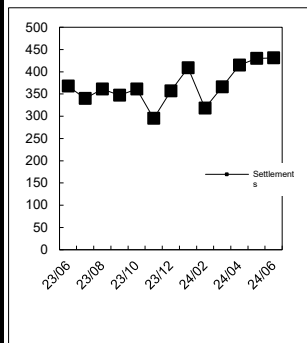
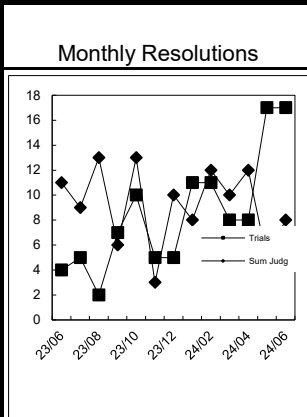
**BERGEN**

	<b>Cases in Backlog</b>															<b>Total Backlog</b>
	Track 1					Track 2				Track 3			Track 4			
	12 to 18 months	18 to 24 months	24 to 36 months	over 36 months	Total Track 1	18 to 24 months	24 to 36 months	over 36 months	Total Track 2	24 to 36 months	over 36 months	Total Track 3	24 to 36 months	over 36 months	Total Track 4	
Act on Neg Inst	2	0	0	0	2	0	0	0	0	0	0	0	0	0	0	2
Asbestos	0	0	0	0	0	0	0	0	0	0	0	0	0	0	0	0
Assault & Bat	0	0	0	0	0	0	0	0	0	12	16	28	0	0	0	28
Auto - Pers Inj	0	0	0	0	0	320	229	86	635	0	0	0	0	0	0	635
Auto - Property	0	0	0	0	0	4	2	0	6	0	0	0	0	0	0	6
Book Account	23	6	3	0	32	0	0	0	0	0	0	0	0	0	0	32
Civil Rights	0	0	0	0	0	0	0	0	0	15	3	18	0	0	0	18
Complex Comm	0	0	0	0	0	0	0	0	0	0	0	0	12	13	25	25
Condemnation	0	0	0	0	0	0	0	0	0	0	1	1	0	0	0	1
Construction	0	0	0	0	0	9	11	12	32	0	0	0	0	0	0	32
Contract/Comm	0	0	0	0	0	48	44	27	119	0	0	0	0	0	0	119
Employment	0	0	0	0	0	4	4	1	9	0	0	0	0	0	0	9
Lieu of P. Writ	0	0	0	0	0	0	0	0	0	0	0	0	7	4	11	11
Medical Malprac	0	0	0	0	0	0	0	0	0	59	86	145	0	0	0	145
Name Change	0	0	0	0	0	0	0	0	0	0	0	0	0	0	0	0
Other Insurance	7	2	0	0	9	0	0	0	0	0	0	0	0	0	0	9
Other MCL	0	0	0	0	0	0	0	0	0	0	0	0	400	2,286	2,686	2,686
Other Track 1	6	2	2	0	10	1	0	0	1	1	0	1	1	0	1	13
Other Track 3	0	0	0	0	0	0	0	0	0	46	14	60	0	0	0	60
Other Track 4	0	0	0	0	0	0	0	0	0	0	0	0	7	9	16	16
Personal Injury	0	0	0	0	0	207	183	46	436	0	0	0	0	0	0	436
Prod Liability	0	0	0	0	0	0	0	0	0	3	5	8	0	0	0	8
Prof Malpractic	0	0	0	0	0	0	0	0	0	18	27	45	0	0	0	45
PIP Coverage	2	1	0	1	4	0	0	0	0	0	0	0	0	0	0	4
Real Property	7	1	1	0	9	0	0	0	0	0	0	0	0	0	0	9
Tort Other	0	0	0	0	0	18	15	11	44	0	0	0	0	0	0	44
Toxic Tort	0	0	0	0	0	0	0	0	0	1	1	2	0	0	0	2
UM/UIM Bod Inj	0	0	0	0	0	11	4	1	16	0	0	0	0	0	0	16
<b>Total</b>	<b>47</b>	<b>12</b>	<b>6</b>	<b>1</b>	<b>66</b>	<b>622</b>	<b>492</b>	<b>184</b>	<b>1,298</b>	<b>155</b>	<b>153</b>	<b>308</b>	<b>427</b>	<b>2,312</b>	<b>2,739</b>	<b>4,411</b>

NOTE: Some Multicounty Litigation (MCL) cases were transferred in November 2014: Atlantic to Bergen = 8,935; Atlantic to Middlesex = 4,070.

**CIVIL RESOLUTION SUMMARY BY CASETYPE  
JULY 2023 - JUNE 2024  
BERGEN**

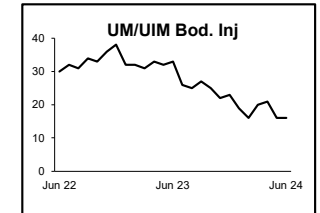
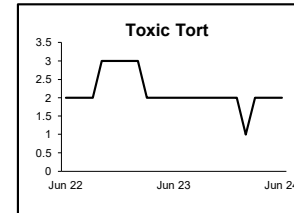
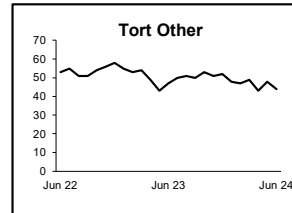
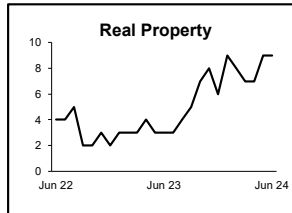
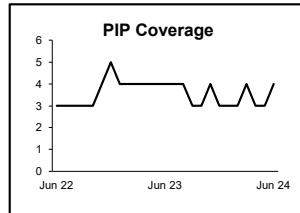
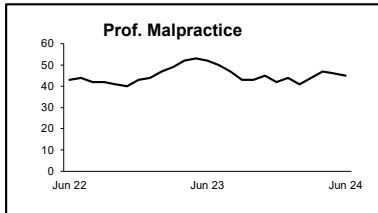
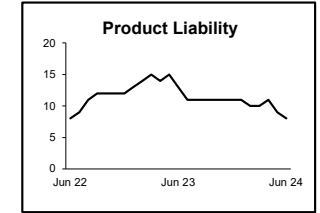
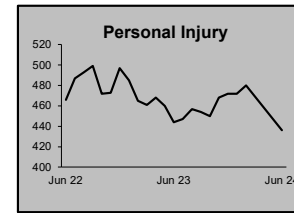
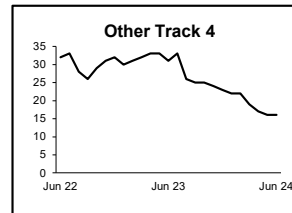
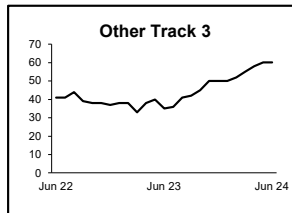
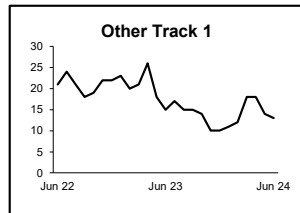
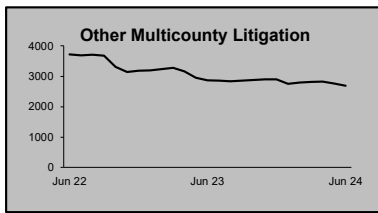
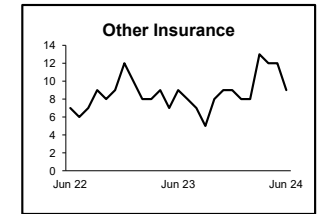
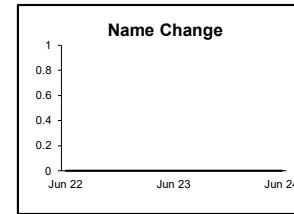
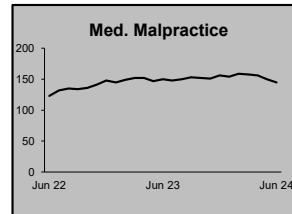
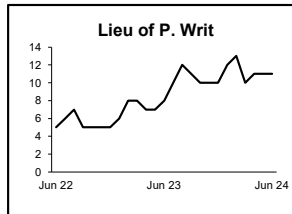
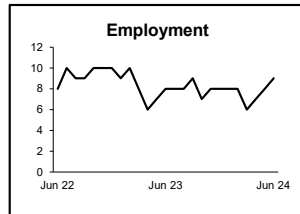
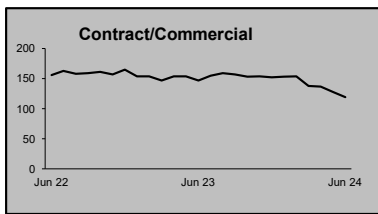
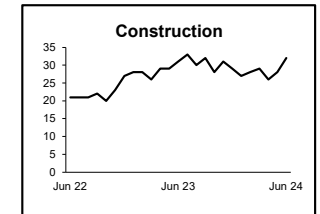
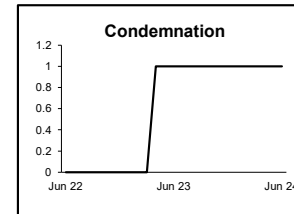
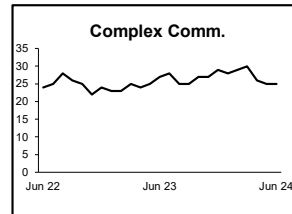
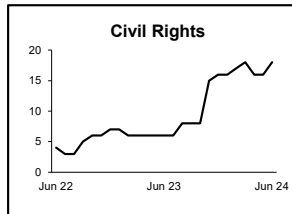
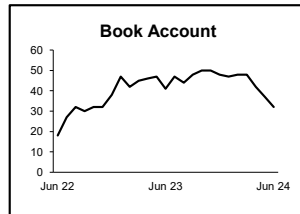
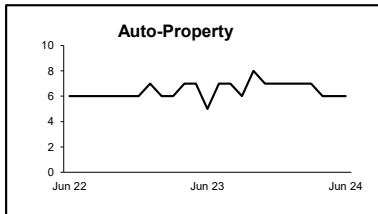
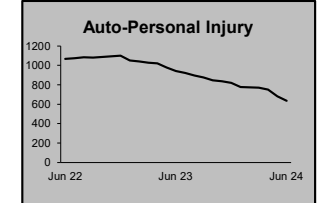
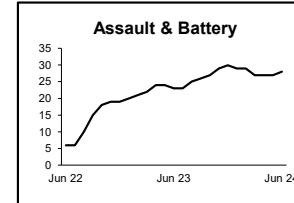
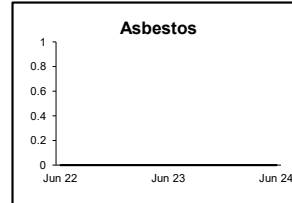
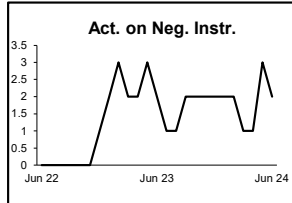
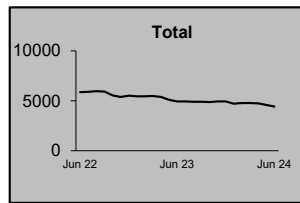
	Trial			Summary					Total	Percent resolved by					
	Jury	Nonjury	Total	Judgment	Settlement	Default Judgment	Dismiss	Other		Trial	Sum Jud	Settle	Default J	Dismiss	Other
Act on Neg Inst	0	1	1	1	3	6	2	1	14	7%	7%	21%	43%	14%	7%
Asbestos	0	0	0	0	0	0	0	0	0	0%	0%	0%	0%	0%	0%
Assault & Bat	0	0	0	1	9	1	7	1	19	0%	5%	47%	5%	37%	5%
Auto - Pers Inj	39	0	39	8	2,021	8	553	61	2,690	1%	0%	75%	0%	21%	2%
Auto - Property	0	1	1	0	39	23	35	0	98	1%	0%	40%	23%	36%	0%
Book Account	0	4	4	29	289	319	279	6	926	0%	3%	31%	34%	30%	1%
Civil Rights	0	0	0	0	6	1	13	1	21	0%	0%	29%	5%	62%	5%
Complex Commerc	1	0	1	0	20	0	20	4	45	2%	0%	44%	0%	44%	9%
Condemnation	0	0	0	0	2	0	3	0	5	0%	0%	40%	0%	60%	0%
Construction	0	1	1	1	28	7	15	1	53	2%	2%	53%	13%	28%	2%
Contract/Commer	5	16	21	31	440	161	441	35	1,129	2%	3%	39%	14%	39%	3%
Employment	0	0	0	0	15	1	11	3	30	0%	0%	50%	3%	37%	10%
Lieu of P. Writ	0	19	19	0	22	0	18	1	60	32%	0%	37%	0%	30%	2%
Medical Malprac	3	0	3	6	82	0	40	2	133	2%	5%	62%	0%	30%	2%
Name Change	0	0	0	0	0	0	23	288	311	0%	0%	0%	0%	7%	93%
Other Insurance	0	0	0	1	31	1	14	5	52	0%	2%	60%	2%	27%	10%
Other MCL	0	0	0	1	107	0	572	1	681	0%	0%	16%	0%	84%	0%
Other Track 1	1	1	2	5	151	19	162	33	372	1%	1%	41%	5%	44%	9%
Other Track 3	1	1	2	1	114	2	48	26	193	1%	1%	59%	1%	25%	13%
Other Track 4	0	0	0	1	15	3	13	2	34	0%	3%	44%	9%	38%	6%
Personal Injury	9	0	9	14	747	6	218	39	1,033	1%	1%	72%	1%	21%	4%
Prod Liability	0	0	0	0	16	0	7	4	27	0%	0%	59%	0%	26%	15%
Prof Malpractic	0	1	1	3	39	1	20	3	67	1%	4%	58%	1%	30%	4%
PIP Coverage	0	0	0	0	12	0	13	0	25	0%	0%	48%	0%	52%	0%
Real Property	0	0	0	1	19	3	16	3	42	0%	2%	45%	7%	38%	7%
Tort Other	0	1	1	5	105	7	63	10	191	1%	3%	55%	4%	33%	5%
Toxic Tort	0	0	0	0	1	0	1	2	4	0%	0%	25%	0%	25%	50%
UM/UIM Bod Inj	1	0	1	0	97	0	25	2	125	1%	0%	78%	0%	20%	2%
<b>Total</b>	<b>60</b>	<b>46</b>	<b>106</b>	<b>109</b>	<b>4,430</b>	<b>569</b>	<b>2,632</b>	<b>534</b>	<b>8,380</b>	<b>1%</b>	<b>1%</b>	<b>53%</b>	<b>7%</b>	<b>31%</b>	<b>6%</b>



NOTE: Some Multicounty Litigation (MCL) cases were transferred in November 2014: Atlantic to Bergen = 8,935; Atlantic to Middlesex = 4,070.

**CIVIL BACKLOG BY CASETYPE  
JUNE 2024  
BERGEN**

	<b>Total</b>	<b>Backlog</b>	<b>% chg</b>
Jun 22		5,868	
Jun 23		4,944	-16%
Jun 24		4,411	-11%



1) Casetypes with the state's largest backlogs are highlighted.

2) Some Multicounty Litigation (MCL) cases were transferred in November 2014: Atlantic to Bergen = 8,935; Atlantic to Middlesex = 4,070.

**CIVIL CASELOAD SUMMARY BY CASETYPE  
JULY 2023 - JUNE 2024  
BURLINGTON**

	Filings			Resolutions			Clearance		Backlog			Backlog Percent		Backlog Per 100 Monthly Filings		Active Pending		
	Jul 2022 to Jun 2023	Jul 2023 to Jun 2024	percent change	Jul 2022 to Jun 2023	Jul 2023 to Jun 2024	percent change	Jul 2023 - Jun 2024		Jun 2023	Jun 2024	percent change	Jun 2023	Jun 2024	Jun 2023	Jun 2024	Jun 2023	Jun 2024	percent change
	number	percent																
Act on Neg Inst	22	17	-23%	14	15	7%	-2	88%	0	0	0%	0%	0%	0	0	9	10	11%
Asbestos	0	0	0%	0	0	0%	0	100%	0	0	0%	0%	0%	0	0	0	0	0%
Assault & Bat	6	6	0%	8	12	50%	6	200%	8	13	63%	35%	65%	1,600	2,600	23	20	-13%
Auto - Pers Inj	626	678	8%	693	648	-6%	-30	96%	126	76	-40%	18%	10%	242	135	718	750	4%
Auto - Property	31	38	23%	25	36	44%	-2	95%	0	1		0%	4%	0	32	25	27	8%
Book Account	340	300	-12%	342	267	-22%	-33	89%	0	0	0%	0%	0%	0	0	136	155	14%
Civil Rights	20	19	-5%	21	22	5%	3	116%	5	2	-60%	38%	18%	300	126	13	11	-15%
Complex Commer	7	10	43%	10	12	20%	2	120%	6	5	-17%	38%	33%	1,029	600	16	15	-6%
Condemnation	6	1	-83%	2	7	250%	6	700%	0	0	0%	0%	0%	0	0	7	1	-86%
Construction	20	15	-25%	25	17	-32%	2	113%	4	2	-50%	22%	13%	240	160	18	15	-17%
Contract/Commer	515	503	-2%	516	525	2%	22	104%	30	22	-27%	8%	6%	70	52	369	372	1%
Employment	12	13	8%	13	6	-54%	-7	46%	1	1	0%	14%	8%	100	92	7	13	86%
Lieu of P. Writ	23	17	-26%	28	22	-21%	5	129%	0	0	0%	0%	0%	0	0	16	11	-31%
Medical Malprac	68	54	-21%	58	60	3%	6	111%	36	33	-8%	28%	27%	635	733	130	124	-5%
Name Change	155	193	25%	160	168	5%	-25	87%	0	0	0%	0%	0%	0	0	22	48	118%
Other Insurance	11	19	73%	8	12	50%	-7	63%	0	0	0%	0%	0%	0	0	6	7	17%
Other MCL	0	0	0%	0	0	0%	0	100%	0	0	0%	0%	0%	0	0	0	0	0%
Other Track 1	156	149	-4%	144	127	-12%	-22	85%	1	0	-100%	2%	0%	8	0	57	57	0%
Other Track 3	152	167	10%	165	153	-7%	-14	92%	12	9	-25%	9%	6%	95	65	137	155	13%
Other Track 4	16	17	6%	30	12	-60%	-5	71%	4	8	100%	21%	33%	300	565	19	24	26%
Personal Injury	288	284	-1%	299	316	6%	32	111%	59	39	-34%	16%	12%	246	165	367	331	-10%
Prod Liability	10	9	-10%	7	14	100%	5	156%	7	4	-43%	39%	29%	840	533	18	14	-22%
Prof Malpractic	13	15	15%	24	17	-29%	2	113%	4	7	75%	17%	21%	369	560	24	33	38%
PIP Coverage	7	4	-43%	10	5	-50%	1	125%	0	0	0%	0%	0%	0	0	2	1	-50%
Real Property	13	14	8%	11	8	-27%	-6	57%	0	0	0%	0%	0%	0	0	6	10	67%
Tort Other	75	74	-1%	79	81	3%	7	109%	11	5	-55%	17%	9%	176	81	64	56	-13%
Toxic Tort	1	2	100%	1	2	100%	0	100%	0	0	0%	0%	0%	0	0	1	3	200%
UM/UIB Bod Inj	65	48	-26%	52	53	2%	5	110%	6	8	33%	9%	13%	111	200	65	60	-8%
<b>Total</b>	<b>2,658</b>	<b>2,666</b>	<b>0%</b>	<b>2,745</b>	<b>2,617</b>	<b>-5%</b>	<b>-49</b>	<b>98%</b>	<b>320</b>	<b>235</b>	<b>-27%</b>	<b>14%</b>	<b>10%</b>	<b>144</b>	<b>106</b>	<b>2,275</b>	<b>2,323</b>	<b>2%</b>

NOTE: Some Multicounty Litigation (MCL) cases were transferred in November 2014: Atlantic to Bergen = 8,935; Atlantic to Middlesex = 4,070.

**CIVIL BACKLOG SUMMARY BY CASETYPE**

June 2024

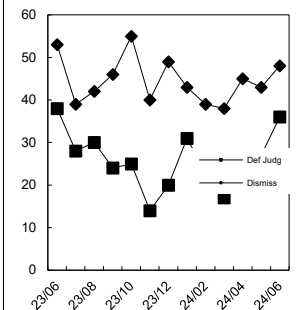
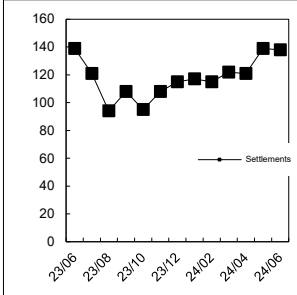
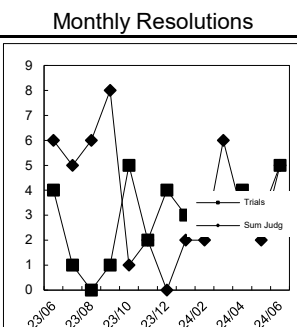
**BURLINGTON**

	Cases in Backlog															Total Backlog
	Track 1					Track 2				Track 3			Track 4			
	12 to 18 months	18 to 24 months	24 to 36 months	over 36 months	Total Track 1	18 to 24 months	24 to 36 months	over 36 months	Total Track 2	24 to 36 months	over 36 months	Total Track 3	24 to 36 months	over 36 months	Total Track 4	
Act on Neg Inst	0	0	0	0	0	0	0	0	0	0	0	0	0	0	0	0
Asbestos	0	0	0	0	0	0	0	0	0	0	0	0	0	0	0	0
Assault & Bat	0	0	0	0	0	0	0	0	0	7	6	13	0	0	0	13
Auto - Pers Inj	0	0	0	0	0	47	24	5	76	0	0	0	0	0	0	76
Auto - Property	0	0	0	0	0	1	0	0	1	0	0	0	0	0	0	1
Book Account	0	0	0	0	0	0	0	0	0	0	0	0	0	0	0	0
Civil Rights	0	0	0	0	0	0	0	0	0	0	2	2	0	0	0	2
Complex Comm	0	0	0	0	0	0	0	0	0	0	0	0	3	2	5	5
Condemnation	0	0	0	0	0	0	0	0	0	0	0	0	0	0	0	0
Construction	0	0	0	0	0	1	1	0	2	0	0	0	0	0	0	2
Contract/Comm	0	0	0	0	0	10	9	3	22	0	0	0	0	0	0	22
Employment	0	0	0	0	0	1	0	0	1	0	0	0	0	0	0	1
Lieu of P. Writ	0	0	0	0	0	0	0	0	0	0	0	0	0	0	0	0
Medical Malprac	0	0	0	0	0	0	0	0	0	21	12	33	0	0	0	33
Name Change	0	0	0	0	0	0	0	0	0	0	0	0	0	0	0	0
Other Insurance	0	0	0	0	0	0	0	0	0	0	0	0	0	0	0	0
Other MCL	0	0	0	0	0	0	0	0	0	0	0	0	0	0	0	0
Other Track 1	0	0	0	0	0	0	0	0	0	0	0	0	0	0	0	0
Other Track 3	0	0	0	0	0	0	0	0	0	8	1	9	0	0	0	9
Other Track 4	0	0	0	0	0	0	0	0	0	0	0	0	4	4	8	8
Personal Injury	0	0	0	0	0	23	11	5	39	0	0	0	0	0	0	39
Prod Liability	0	0	0	0	0	0	0	0	0	0	4	4	0	0	0	4
Prof Malpractic	0	0	0	0	0	0	0	0	0	6	1	7	0	0	0	7
PIP Coverage	0	0	0	0	0	0	0	0	0	0	0	0	0	0	0	0
Real Property	0	0	0	0	0	0	0	0	0	0	0	0	0	0	0	0
Tort Other	0	0	0	0	0	4	1	0	5	0	0	0	0	0	0	5
Toxic Tort	0	0	0	0	0	0	0	0	0	0	0	0	0	0	0	0
UM/UIM Bod Inj	0	0	0	0	0	4	4	0	8	0	0	0	0	0	0	8
<b>Total</b>	<b>0</b>	<b>0</b>	<b>0</b>	<b>0</b>	<b>0</b>	<b>91</b>	<b>50</b>	<b>13</b>	<b>154</b>	<b>42</b>	<b>26</b>	<b>68</b>	<b>7</b>	<b>6</b>	<b>13</b>	<b>235</b>

NOTE: Some Multicounty Litigation (MCL) cases were transferred in November 2014: Atlantic to Bergen = 8,935; Atlantic to Middlesex = 4,070.

**CIVIL RESOLUTION SUMMARY BY CASETYPE  
JULY 2023 - JUNE 2024  
BURLINGTON**

	Trial			Summary					Total	Percent resolved by						Monthly Resolutions
	Jury	Nonjury	Total	Judgment	Settlement	Default Judgment	Dismiss	Other		Trial	Sum Jud	Settle	Default J	Dismiss	Other	
Act on Neg Inst	0	0	0	0	2	10	3	0	15	0%	0%	13%	67%	20%	0%	
Asbestos	0	0	0	0	0	0	0	0	0	0%	0%	0%	0%	0%	0%	
Assault & Bat	0	0	0	1	5	1	5	0	12	0%	8%	42%	8%	42%	0%	
Auto - Pers Inj	15	0	15	2	505	5	95	26	648	2%	0%	78%	1%	15%	4%	
Auto - Property	1	1	2	0	10	16	7	1	36	6%	0%	28%	44%	19%	3%	
Book Account	0	0	0	9	79	102	76	1	267	0%	3%	30%	38%	28%	0%	
Civil Rights	1	0	1	1	4	0	11	5	22	5%	5%	18%	0%	50%	23%	
Complex Commerc	0	0	0	0	9	0	1	2	12	0%	0%	75%	0%	8%	17%	
Condemnation	0	0	0	4	1	0	1	1	7	0%	57%	14%	0%	14%	14%	
Construction	1	0	1	0	9	2	4	1	17	6%	0%	53%	12%	24%	6%	
Contract/Commer	2	2	4	11	207	142	151	10	525	1%	2%	39%	27%	29%	2%	
Employment	0	0	0	0	4	0	2	0	6	0%	0%	67%	0%	33%	0%	
Lieu of P. Writ	0	0	0	0	11	0	6	5	22	0%	0%	50%	0%	27%	23%	
Medical Malprac	5	0	5	1	35	0	16	3	60	8%	2%	58%	0%	27%	5%	
Name Change	0	0	0	0	0	0	1	167	168	0%	0%	0%	0%	1%	99%	
Other Insurance	0	0	0	0	6	0	6	0	12	0%	0%	50%	0%	50%	0%	
Other MCL	0	0	0	0	0	0	0	0	0	0%	0%	0%	0%	0%	0%	
Other Track 1	0	0	0	2	66	5	23	31	127	0%	2%	52%	4%	18%	24%	
Other Track 3	0	1	1	1	93	0	25	33	153	1%	1%	61%	0%	16%	22%	
Other Track 4	0	0	0	0	3	1	7	1	12	0%	0%	25%	8%	58%	8%	
Personal Injury	2	0	2	9	233	2	48	22	316	1%	3%	74%	1%	15%	7%	
Prod Liability	1	0	1	0	8	0	2	3	14	7%	0%	57%	0%	14%	21%	
Prof Malpractic	1	0	1	0	11	0	4	1	17	6%	0%	65%	0%	24%	6%	
PIP Coverage	0	0	0	0	2	0	3	0	5	0%	0%	40%	0%	60%	0%	
Real Property	0	0	0	0	2	1	3	2	8	0%	0%	25%	13%	38%	25%	
Tort Other	0	1	1	1	48	6	18	7	81	1%	1%	59%	7%	22%	9%	
Toxic Tort	0	0	0	0	1	0	0	1	2	0%	0%	50%	0%	0%	50%	
UM/UIM Bod Inj	0	0	0	0	39	2	9	3	53	0%	0%	74%	4%	17%	6%	
<b>Total</b>	<b>29</b>	<b>5</b>	<b>34</b>	<b>42</b>	<b>1,393</b>	<b>295</b>	<b>527</b>	<b>326</b>	<b>2,617</b>	<b>1%</b>	<b>2%</b>	<b>53%</b>	<b>11%</b>	<b>20%</b>	<b>12%</b>	

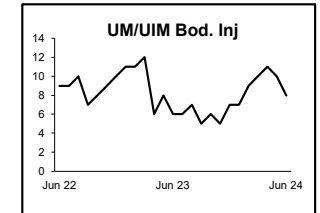
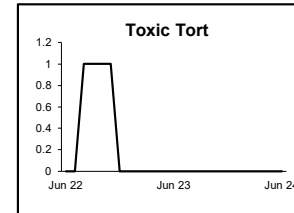
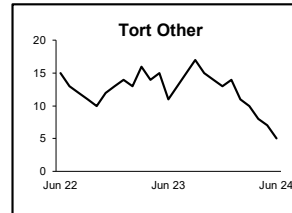
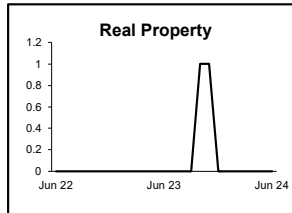
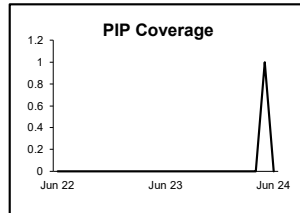
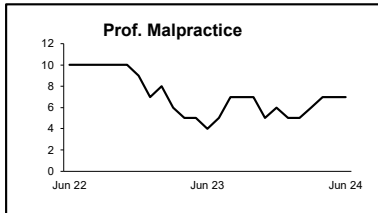
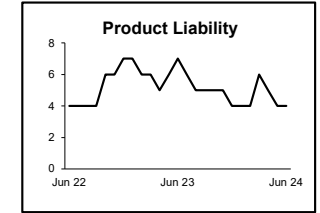
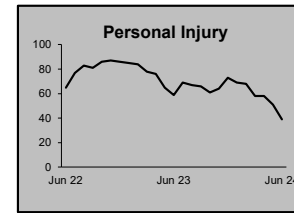
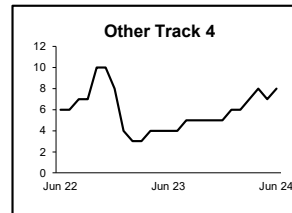
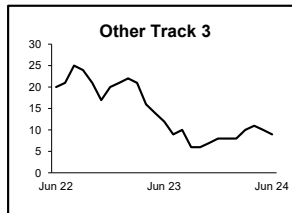
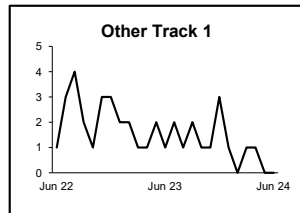
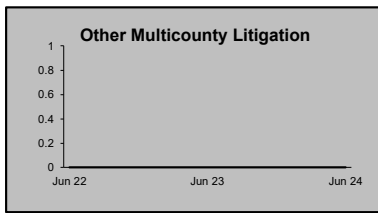
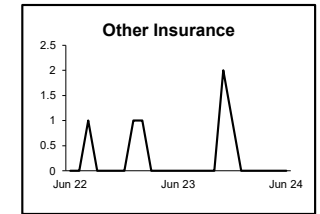
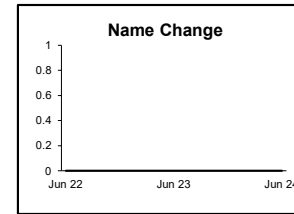
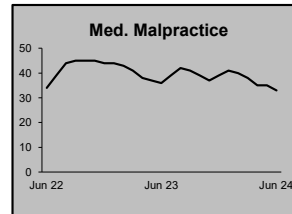
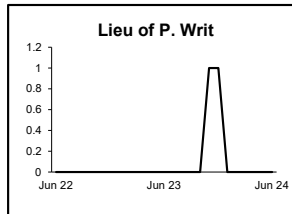
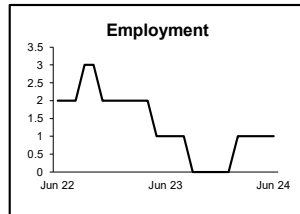
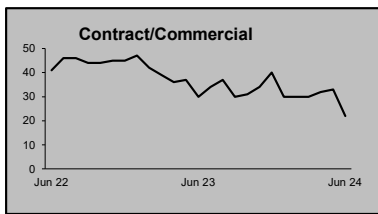
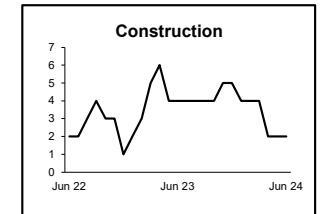
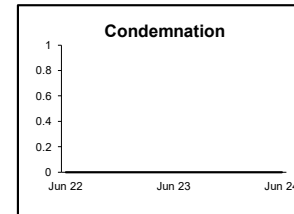
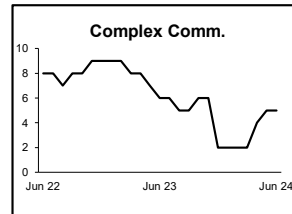
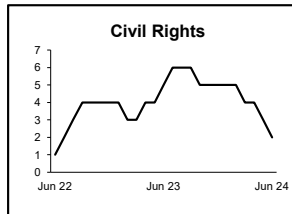
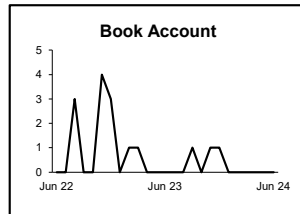
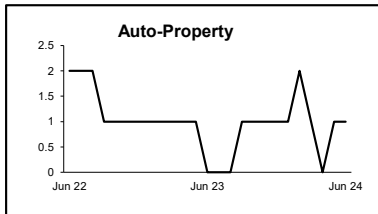
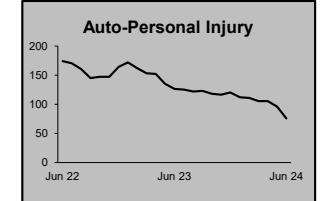
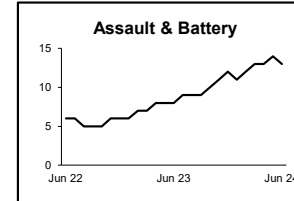
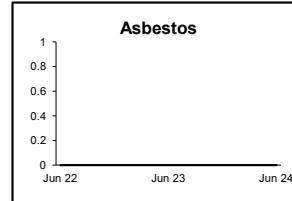
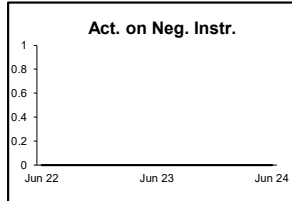
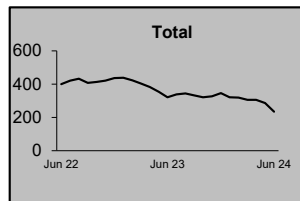


NOTE: Some Multicounty Litigation (MCL) cases were transferred in November 2014: Atlantic to Bergen = 8,935; Atlantic to Middlesex = 4,070.



**CIVIL BACKLOG BY CASETYPE  
JUNE 2024  
BURLINGTON**

	<b>Total</b>	<b>Backlog</b>	<b>% chg</b>
Jun 22		400	
Jun 23		320	-20%
Jun 24		235	-27%



1) Casetypes with the state's largest backlogs are highlighted.

2) Some Multicounty Litigation (MCL) cases were transferred in November 2014: Atlantic to Bergen = 8,935; Atlantic to Middlesex = 4,070.

**CIVIL CASELOAD SUMMARY BY CASETYPE**  
**JULY 2023 - JUNE 2024**  
**CAMDEN**

	Filings			Resolutions			Clearance		Backlog			Backlog Percent		Backlog Per 100 Monthly Filings		Active Pending		
	Jul 2022 to Jun 2023	Jul 2023 to Jun 2024	percent change	Jul 2022 to Jun 2023	Jul 2023 to Jun 2024	percent change	Jul 2023 - Jun 2024		Jun 2023	Jun 2024	percent change	Jun 2023	Jun 2024	Jun 2023	Jun 2024	Jun 2023	Jun 2024	percent change
							number	percent										
Act on Neg Inst	1	9	800%	1	6	500%	-3	67%	0	0	0%	0%	0%	0	0	1	4	300%
Asbestos	0	0	0%	0	0	0%	0	100%	0	0	0%	0%	0%	0	0	0	0	0%
Assault & Bat	6	11	83%	57	14	-75%	3	127%	2	4	100%	11%	25%	400	436	18	16	-11%
Auto - Pers Inj	1,136	1,085	-4%	1,412	1,230	-13%	145	113%	202	125	-38%	16%	11%	213	138	1,235	1,095	-11%
Auto - Property	81	77	-5%	88	81	-8%	4	105%	2	2	0%	4%	5%	30	31	47	42	-11%
Book Account	434	526	21%	390	482	24%	-44	92%	9	5	-44%	4%	2%	25	11	206	253	23%
Civil Rights	20	28	40%	69	32	-54%	4	114%	4	3	-25%	16%	14%	240	129	25	22	-12%
Complex Comm	5	7	40%	12	11	-8%	4	157%	7	4	-43%	47%	31%	1,680	686	15	13	-13%
Condemnation	5	4	-20%	11	4	-64%	0	100%	1	1	0%	33%	33%	240	300	3	3	0%
Construction	7	12	71%	8	16	100%	4	133%	3	0	-100%	25%	0%	514	0	12	7	-42%
Contract/Comm	471	575	22%	505	518	3%	-57	90%	33	19	-42%	10%	5%	84	40	334	394	18%
Employment	14	13	-7%	13	21	62%	8	162%	1	0	-100%	6%	0%	86	0	18	11	-39%
Lieu of P. Writ	18	19	6%	16	10	-38%	-9	53%	2	2	0%	25%	11%	133	126	8	18	125%
Medical Malprac	90	99	10%	120	106	-12%	7	107%	83	72	-13%	38%	34%	1,107	873	221	214	-3%
Name Change	161	174	8%	164	164	0%	-10	94%	0	0	0%	0%	0%	0	0	30	41	37%
Other Insurance	30	32	7%	37	28	-24%	-4	88%	4	4	0%	21%	18%	160	150	19	22	16%
Other MCL	0	0	0%	0	0	0%	0	100%	0	0	0%	0%	0%	0	0	0	0	0%
Other Track 1	269	228	-15%	290	230	-21%	2	101%	6	5	-17%	5%	5%	27	26	113	109	-4%
Other Track 3	165	187	13%	151	177	17%	-10	95%	24	14	-42%	13%	7%	175	90	191	199	4%
Other Track 4	19	11	-42%	20	15	-25%	4	136%	9	8	-11%	43%	50%	568	873	21	16	-24%
Personal Injury	617	565	-8%	718	600	-16%	35	106%	132	111	-16%	18%	16%	257	236	730	700	-4%
Prod Liability	15	15	0%	15	21	40%	6	140%	4	9	125%	14%	35%	320	720	29	26	-10%
Prof Malpractic	35	29	-17%	41	39	-5%	10	134%	12	7	-42%	21%	12%	411	290	57	57	0%
PIP Coverage	13	13	0%	15	10	-33%	-3	77%	1	2	100%	17%	22%	92	185	6	9	50%
Real Property	28	25	-11%	25	26	4%	1	104%	3	5	67%	15%	31%	129	240	20	16	-20%
Tort Other	87	76	-13%	122	86	-30%	10	113%	14	11	-21%	19%	17%	193	174	75	65	-13%
Toxic Tort	1	1	0%	1	0	-100%	-1	0%	1	1	0%	100%	33%	1,200	1,200	1	3	200%
UM/UIM Bod Inj	121	100	-17%	146	126	-14%	26	126%	13	9	-31%	12%	11%	129	108	111	84	-24%
<b>Total</b>	<b>3,849</b>	<b>3,921</b>	<b>2%</b>	<b>4,447</b>	<b>4,053</b>	<b>-9%</b>	<b>132</b>	<b>103%</b>	<b>572</b>	<b>423</b>	<b>-26%</b>	<b>16%</b>	<b>12%</b>	<b>178</b>	<b>129</b>	<b>3,546</b>	<b>3,439</b>	<b>-3%</b>

NOTE: Some Multicounty Litigation (MCL) cases were transferred in November 2014: Atlantic to Bergen = 8,935; Atlantic to Middlesex = 4,070.

## CIVIL BACKLOG SUMMARY BY CASETYPE

June 2024

CAMDEN

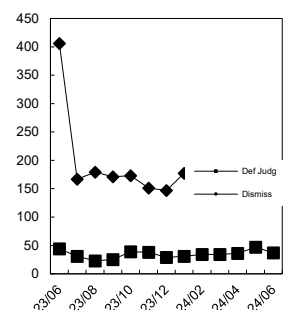
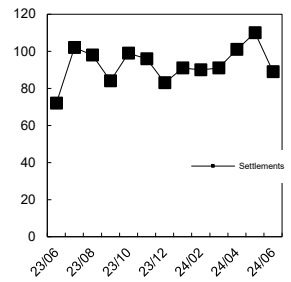
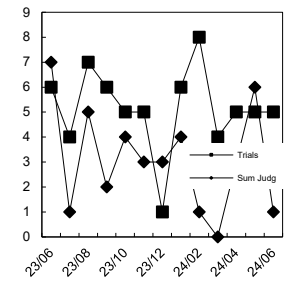
	Cases in Backlog															Total Backlog
	Track 1					Track 2				Track 3			Track 4			
	12 to 18 months	18 to 24 months	24 to 36 months	over 36 months	Total Track 1	18 to 24 months	24 to 36 months	over 36 months	Total Track 2	24 to 36 months	over 36 months	Total Track 3	24 to 36 months	over 36 months	Total Track 4	
Act on Neg Inst	0	0	0	0	0	0	0	0	0	0	0	0	0	0	0	0
Asbestos	0	0	0	0	0	0	0	0	0	0	0	0	0	0	0	0
Assault & Bat	0	0	0	0	0	0	0	0	0	4	0	4	0	0	0	4
Auto - Pers Inj	0	0	0	0	0	82	34	9	125	0	0	0	0	0	0	125
Auto - Property	0	0	0	0	0	0	1	1	2	0	0	0	0	0	0	2
Book Account	2	2	1	0	5	0	0	0	0	0	0	0	0	0	0	5
Civil Rights	0	0	0	0	0	0	0	0	0	2	1	3	0	0	0	3
Complex Comm	0	0	0	0	0	0	0	0	0	0	0	0	2	2	4	4
Condemnation	0	0	0	0	0	0	0	0	0	1	0	1	0	0	0	1
Construction	0	0	0	0	0	0	0	0	0	0	0	0	0	0	0	0
Contract/Comm	0	0	0	0	0	9	7	3	19	0	0	0	0	0	0	19
Employment	0	0	0	0	0	0	0	0	0	0	0	0	0	0	0	0
Lieu of P. Writ	0	0	0	0	0	0	0	0	0	0	0	0	0	2	2	2
Medical Malprac	0	0	0	0	0	0	0	0	0	34	38	72	0	0	0	72
Name Change	0	0	0	0	0	0	0	0	0	0	0	0	0	0	0	0
Other Insurance	1	2	1	0	4	0	0	0	0	0	0	0	0	0	0	4
Other MCL	0	0	0	0	0	0	0	0	0	0	0	0	0	0	0	0
Other Track 1	3	1	1	0	5	0	0	0	0	0	0	0	0	0	0	5
Other Track 3	0	0	0	0	0	0	0	0	0	7	7	14	0	0	0	14
Other Track 4	0	0	0	0	0	0	0	0	0	0	0	0	0	8	8	8
Personal Injury	0	0	0	0	0	59	40	11	110	0	0	0	1	0	1	111
Prod Liability	0	0	0	0	0	0	0	0	0	8	1	9	0	0	0	9
Prof Malpractic	0	0	0	0	0	0	0	0	0	6	1	7	0	0	0	7
PIP Coverage	1	1	0	0	2	0	0	0	0	0	0	0	0	0	0	2
Real Property	5	0	0	0	5	0	0	0	0	0	0	0	0	0	0	5
Tort Other	0	0	0	0	0	5	4	2	11	0	0	0	0	0	0	11
Toxic Tort	0	0	0	0	0	0	0	0	0	0	1	1	0	0	0	1
UM/UIM Bod Inj	0	0	0	0	0	7	2	0	9	0	0	0	0	0	0	9
<b>Total</b>	<b>12</b>	<b>6</b>	<b>3</b>	<b>0</b>	<b>21</b>	<b>162</b>	<b>88</b>	<b>26</b>	<b>276</b>	<b>62</b>	<b>49</b>	<b>111</b>	<b>3</b>	<b>12</b>	<b>15</b>	<b>423</b>

NOTE: Some Multicounty Litigation (MCL) cases were transferred in November 2014: Atlantic to Bergen = 8,935; Atlantic to Middlesex = 4,070.

**CIVIL RESOLUTION SUMMARY BY CASETYPE  
JULY 2023 - JUNE 2024  
CAMDEN**

	Trial			Summary					Total	Percent resolved by						Monthly Resolutions
	Jury	Nonjury	Total	Judgment	Settlement	Default Judgment	Dismiss	Other		Trial	Sum Jud	Settle	Default J	Dismiss	Other	
Act on Neg Inst	0	0	0	0	0	1	3	2	6	0%	0%	0%	17%	50%	33%	
Asbestos	0	0	0	0	0	0	0	0	0	0%	0%	0%	0%	0%	0%	
Assault & Bat	0	0	0	0	5	0	9	0	14	0%	0%	36%	0%	64%	0%	
Auto - Pers Inj	23	1	24	0	419	12	727	48	1,230	2%	0%	34%	1%	59%	4%	
Auto - Property	0	0	0	0	10	40	31	0	81	0%	0%	12%	49%	38%	0%	
Book Account	1	1	2	17	83	199	175	6	482	0%	4%	17%	41%	36%	1%	
Civil Rights	0	0	0	0	6	0	22	4	32	0%	0%	19%	0%	69%	13%	
Complex Commerc	0	2	2	0	5	0	2	2	11	18%	0%	45%	0%	18%	18%	
Condemnation	0	0	0	0	1	0	1	2	4	0%	0%	25%	0%	25%	50%	
Construction	0	0	0	0	7	0	9	0	16	0%	0%	44%	0%	56%	0%	
Contract/Commer	2	3	5	10	105	119	248	31	518	1%	2%	20%	23%	48%	6%	
Employment	0	0	0	0	3	1	13	4	21	0%	0%	14%	5%	62%	19%	
Lieu of P. Writ	0	1	1	0	0	0	8	1	10	10%	0%	0%	0%	80%	10%	
Medical Malprac	6	0	6	0	55	0	34	11	106	6%	0%	52%	0%	32%	10%	
Name Change	0	0	0	0	0	0	6	158	164	0%	0%	0%	0%	4%	96%	
Other Insurance	0	0	0	1	5	0	19	3	28	0%	4%	18%	0%	68%	11%	
Other MCL	0	0	0	0	0	0	0	0	0	0%	0%	0%	0%	0%	0%	
Other Track 1	1	1	2	0	60	9	97	62	230	1%	0%	26%	4%	42%	27%	
Other Track 3	3	1	4	2	51	0	90	30	177	2%	1%	29%	0%	51%	17%	
Other Track 4	0	0	0	0	3	2	9	1	15	0%	0%	20%	13%	60%	7%	
Personal Injury	7	0	7	2	214	9	329	39	600	1%	0%	36%	2%	55%	7%	
Prod Liability	0	0	0	0	6	0	12	3	21	0%	0%	29%	0%	57%	14%	
Prof Malpractic	2	0	2	1	17	0	16	3	39	5%	3%	44%	0%	41%	8%	
PIP Coverage	0	0	0	0	1	1	8	0	10	0%	0%	10%	10%	80%	0%	
Real Property	0	0	0	0	6	4	16	0	26	0%	0%	23%	15%	62%	0%	
Tort Other	3	1	4	0	30	1	41	10	86	5%	0%	35%	1%	48%	12%	
Toxic Tort	0	0	0	0	0	0	0	0	0	0%	0%	0%	0%	0%	0%	
UM/UIM Bod Inj	2	0	2	0	42	6	71	5	126	2%	0%	33%	5%	56%	4%	
<b>Total</b>	<b>50</b>	<b>11</b>	<b>61</b>	<b>33</b>	<b>1,134</b>	<b>404</b>	<b>1,996</b>	<b>425</b>	<b>4,053</b>	<b>2%</b>	<b>1%</b>	<b>28%</b>	<b>10%</b>	<b>49%</b>	<b>10%</b>	

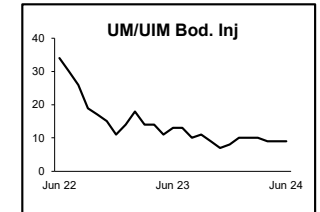
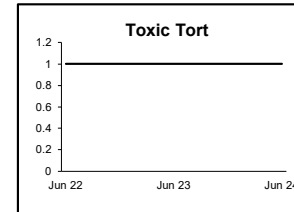
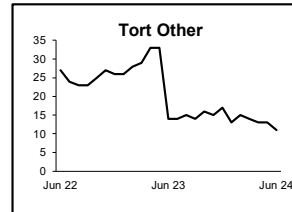
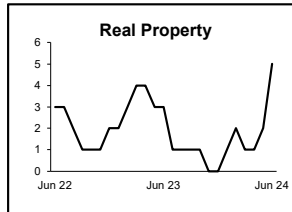
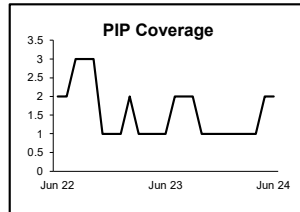
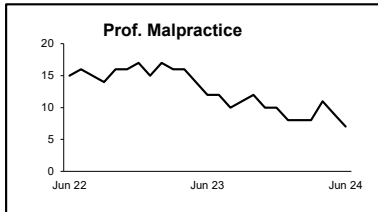
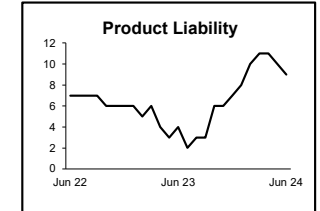
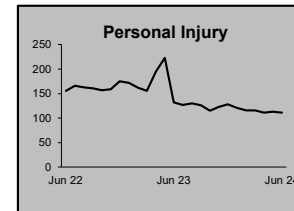
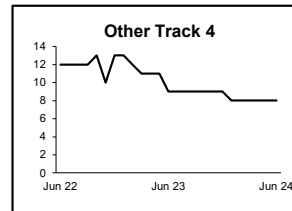
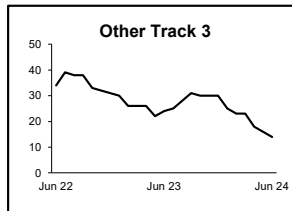
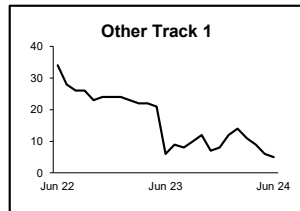
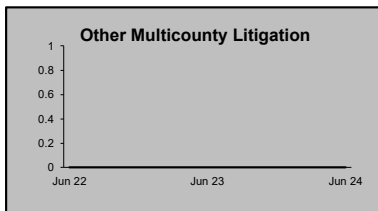
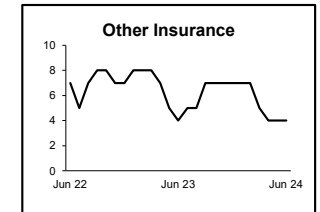
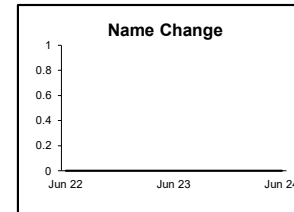
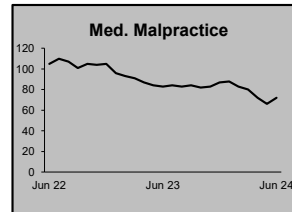
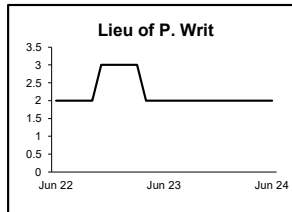
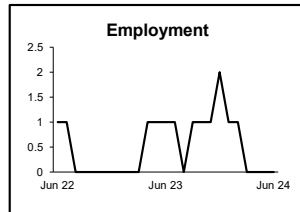
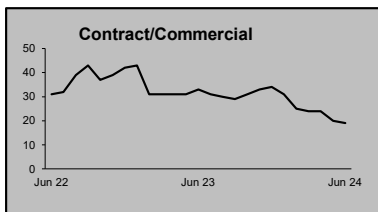
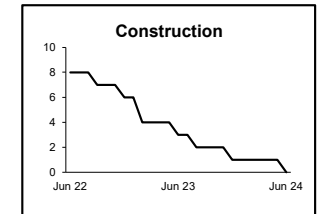
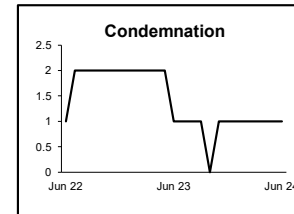
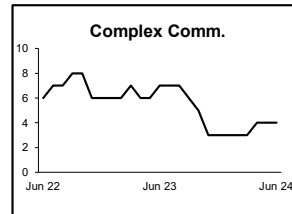
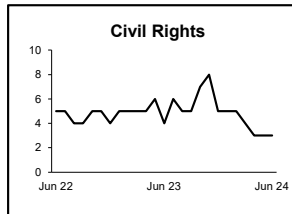
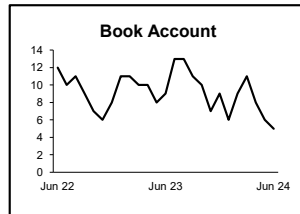
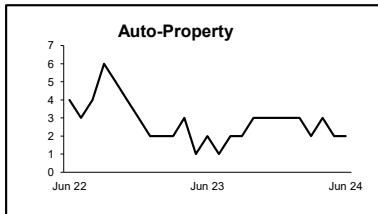
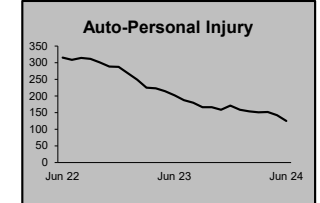
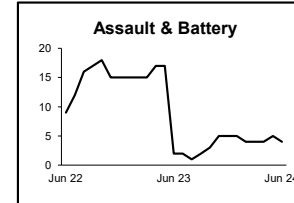
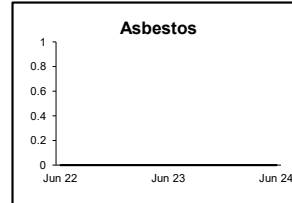

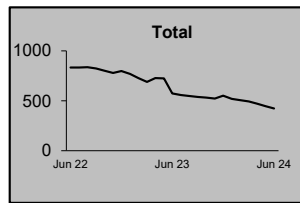
Monthly Resolutions



NOTE: Some Multicounty Litigation (MCL) cases were transferred in November 2014: Atlantic to Bergen = 8,935; Atlantic to Middlesex = 4,070.

**CIVIL BACKLOG BY CASETYPE  
JUNE 2024  
CAMDEN**

	<b>Total</b>	<b>Backlog</b>	<b>% chg</b>
Jun 22		831	
Jun 23		572	-31%
Jun 24		423	-26%



1) Casetypes with the state's largest backlogs are highlighted.

2) Some Multicounty Litigation (MCL) cases were transferred in November 2014: Atlantic to Bergen = 8,935; Atlantic to Middlesex = 4,070.

**CIVIL CASELOAD SUMMARY BY CASETYPE**  
**JULY 2023 - JUNE 2024**  
**CAPE MAY**

	Filings			Resolutions			Clearance		Backlog			Backlog Percent		Backlog Per 100 Monthly Filings		Active Pending		
	Jul 2022 to Jun 2023	Jul 2023 to Jun 2024	percent change	Jul 2022 to Jun 2023	Jul 2023 to Jun 2024	percent change	Jul 2023 - Jun 2024		Jun 2023	Jun 2024	percent change	Jun 2023	Jun 2024	Jun 2023	Jun 2024	Jun 2023	Jun 2024	percent change
							number	percent										
Act on Neg Inst	2	8	300%	2	9	350%	1	113%	0	0	0%	0%	0%	0	0	1	0	-100%
Asbestos	0	0	0%	0	0	0%	0	100%	0	0	0%	0%	0%	0	0	0	0	0%
Assault & Bat	4	4	0%	8	5	-38%	1	125%	6	9	50%	38%	60%	1,800	2,700	16	15	-6%
Auto - Pers Inj	66	71	8%	69	66	-4%	-5	93%	12	13	8%	16%	16%	218	220	76	81	7%
Auto - Property	8	9	13%	5	11	120%	2	122%	1	0	-100%	17%	0%	150	0	6	4	-33%
Book Account	56	51	-9%	56	58	4%	7	114%	0	2		0%	9%	0	47	29	22	-24%
Civil Rights	6	4	-33%	4	3	-25%	-1	75%	2	10	400%	13%	63%	400	3,000	16	16	0%
Complex Comm	2	1	-50%	2	0	-100%	-1	0%	2	2	0%	100%	67%	1,200	2,400	2	3	50%
Condemnation	0	0	0%	0	1		1	100%	2	1	-50%	100%	100%			2	1	-50%
Construction	13	13	0%	10	8	-20%	-5	62%	1	3	200%	8%	19%	92	277	12	16	33%
Contract/Comm	102	97	-5%	90	86	-4%	-11	89%	6	7	17%	9%	9%	71	87	68	79	16%
Employment	2	3	50%	0	1		-2	33%	0	0	0%	0%	0%	0	0	2	4	100%
Lieu of P. Writ	16	10	-38%	10	17	70%	7	170%	1	1	0%	7%	13%	75	120	15	8	-47%
Medical Malprac	5	10	100%	8	7	-13%	-3	70%	3	7	133%	23%	44%	720	840	13	16	23%
Name Change	29	25	-14%	27	26	-4%	1	104%	0	0	0%	0%	0%	0	0	5	4	-20%
Other Insurance	6	3	-50%	3	5	67%	2	167%	2	2	0%	29%	50%	400	800	7	4	-43%
Other MCL	0	0	0%	0	1		1	100%	0	0	0%	0%	0%	0	0	0	0	0%
Other Track 1	46	40	-13%	50	42	-16%	2	105%	7	4	-43%	27%	17%	183	120	26	24	-8%
Other Track 3	23	29	26%	27	32	19%	3	110%	10	2	-80%	26%	6%	522	83	39	35	-10%
Other Track 4	1	4	300%	3	1	-67%	-3	25%	2	2	0%	67%	33%	2,400	600	3	6	100%
Personal Injury	117	84	-28%	74	92	24%	8	110%	26	22	-15%	17%	15%	267	314	149	142	-5%
Prod Liability	2	1	-50%	1	5	400%	4	500%	1	1	0%	20%	100%	600	1,200	5	1	-80%
Prof Malpractic	4	8	100%	4	10	150%	2	125%	0	4		0%	33%	0	600	12	12	0%
PIP Coverage	0	1		0	1		0	100%	0	0	0%	0%	0%	0	0	0	0	0%
Real Property	7	7	0%	5	6	20%	-1	86%	0	1		0%	17%	0	171	5	6	20%
Tort Other	20	23	15%	24	18	-25%	-5	78%	7	6	-14%	30%	21%	420	313	23	28	22%
Toxic Tort	0	0	0%	2	0	-100%	0	100%	0	0	0%	0%	0%	0	0	0	0	0%
UM/UIM Bod Inj	3	4	33%	4	3	-25%	-1	75%	0	0	0%	0%	0%	0	0	2	3	50%
<b>Total</b>	<b>540</b>	<b>510</b>	<b>-6%</b>	<b>488</b>	<b>514</b>	<b>5%</b>	<b>4</b>	<b>101%</b>	<b>91</b>	<b>99</b>	<b>9%</b>	<b>17%</b>	<b>19%</b>	<b>202</b>	<b>233</b>	<b>534</b>	<b>530</b>	<b>-1%</b>

NOTE: Some Multicounty Litigation (MCL) cases were transferred in November 2014: Atlantic to Bergen = 8,935; Atlantic to Middlesex = 4,070.

## CIVIL BACKLOG SUMMARY BY CASETYPE

June 2024

CAPE MAY

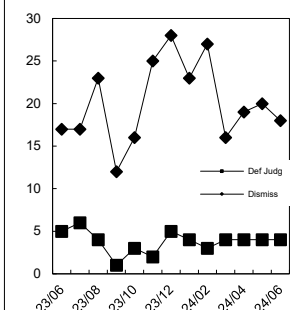
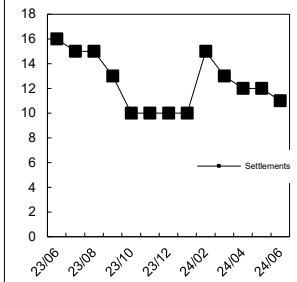
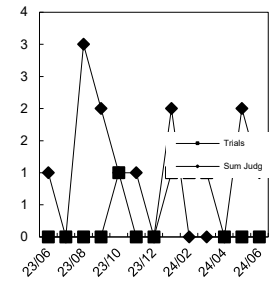
	<b>Cases in Backlog</b>															<b>Total Backlog</b>
	Track 1					Track 2				Track 3			Track 4			
	12 to 18 months	18 to 24 months	24 to 36 months	over 36 months	Total Track 1	18 to 24 months	24 to 36 months	over 36 months	Total Track 2	24 to 36 months	over 36 months	Total Track 3	24 to 36 months	over 36 months	Total Track 4	
Act on Neg Inst	0	0	0	0	0	0	0	0	0	0	0	0	0	0	0	0
Asbestos	0	0	0	0	0	0	0	0	0	0	0	0	0	0	0	0
Assault & Bat	0	0	0	0	0	0	0	0	0	4	5	9	0	0	0	9
Auto - Pers Inj	0	0	0	0	0	6	7	0	13	0	0	0	0	0	0	13
Auto - Property	0	0	0	0	0	0	0	0	0	0	0	0	0	0	0	0
Book Account	2	0	0	0	2	0	0	0	0	0	0	0	0	0	0	2
Civil Rights	0	0	0	0	0	0	0	0	0	9	1	10	0	0	0	10
Complex Comm	0	0	0	0	0	0	0	0	0	0	0	0	0	2	2	2
Condemnation	0	0	0	0	0	0	0	0	0	0	1	1	0	0	0	1
Construction	0	0	0	0	0	2	1	0	3	0	0	0	0	0	0	3
Contract/Comm	0	0	0	0	0	5	1	1	7	0	0	0	0	0	0	7
Employment	0	0	0	0	0	0	0	0	0	0	0	0	0	0	0	0
Lieu of P. Writ	0	0	0	0	0	0	0	0	0	0	0	0	0	1	1	1
Medical Malprac	0	0	0	0	0	0	0	0	0	6	1	7	0	0	0	7
Name Change	0	0	0	0	0	0	0	0	0	0	0	0	0	0	0	0
Other Insurance	0	1	0	1	2	0	0	0	0	0	0	0	0	0	0	2
Other MCL	0	0	0	0	0	0	0	0	0	0	0	0	0	0	0	0
Other Track 1	1	0	1	2	4	0	0	0	0	0	0	0	0	0	0	4
Other Track 3	0	0	0	0	0	0	0	0	0	2	0	2	0	0	0	2
Other Track 4	0	0	0	0	0	0	0	0	0	0	0	0	0	2	2	2
Personal Injury	0	0	0	0	0	13	9	0	22	0	0	0	0	0	0	22
Prod Liability	0	0	0	0	0	0	0	0	0	0	1	1	0	0	0	1
Prof Malpractic	0	0	0	0	0	0	0	0	0	4	0	4	0	0	0	4
PIP Coverage	0	0	0	0	0	0	0	0	0	0	0	0	0	0	0	0
Real Property	0	0	0	1	1	0	0	0	0	0	0	0	0	0	0	1
Tort Other	0	0	0	0	0	3	2	1	6	0	0	0	0	0	0	6
Toxic Tort	0	0	0	0	0	0	0	0	0	0	0	0	0	0	0	0
UM/UIM Bod Inj	0	0	0	0	0	0	0	0	0	0	0	0	0	0	0	0
<b>Total</b>	<b>3</b>	<b>1</b>	<b>1</b>	<b>4</b>	<b>9</b>	<b>29</b>	<b>20</b>	<b>2</b>	<b>51</b>	<b>25</b>	<b>9</b>	<b>34</b>	<b>0</b>	<b>5</b>	<b>5</b>	<b>99</b>

NOTE: Some Multicounty Litigation (MCL) cases were transferred in November 2014: Atlantic to Bergen = 8,935; Atlantic to Middlesex = 4,070.

**CIVIL RESOLUTION SUMMARY BY CASETYPE**  
**JULY 2023 - JUNE 2024**  
**CAPE MAY**

	Trial			Summary					Total	Percent resolved by					
	Jury	Nonjury	Total	Judgment	Settlement	Default Judgment	Dismiss	Other		Trial	Sum Jud	Settle	Default J	Dismiss	Other
Act on Neg Inst	0	0	0	0	0	1	2	6	9	0%	0%	0%	11%	22%	67%
Asbestos	0	0	0	0	0	0	0	0	0	0%	0%	0%	0%	0%	0%
Assault & Bat	0	0	0	0	2	0	3	0	5	0%	0%	40%	0%	60%	0%
Auto - Pers Inj	0	0	0	0	18	1	41	6	66	0%	0%	27%	2%	62%	9%
Auto - Property	0	0	0	0	2	3	6	0	11	0%	0%	18%	27%	55%	0%
Book Account	0	1	1	3	12	15	27	0	58	2%	5%	21%	26%	47%	0%
Civil Rights	0	0	0	0	1	0	1	1	3	0%	0%	33%	0%	33%	33%
Complex Commerc	0	0	0	0	0	0	0	0	0	0%	0%	0%	0%	0%	0%
Condemnation	1	0	1	0	0	0	0	0	1	100%	0%	0%	0%	0%	0%
Construction	0	0	0	0	4	2	2	0	8	0%	0%	50%	25%	25%	0%
Contract/Commer	0	1	1	3	22	16	38	6	86	1%	3%	26%	19%	44%	7%
Employment	0	0	0	0	1	0	0	0	1	0%	0%	100%	0%	0%	0%
Lieu of P. Writ	0	0	0	2	0	0	12	3	17	0%	12%	0%	0%	71%	18%
Medical Malprac	0	0	0	0	6	0	1	0	7	0%	0%	86%	0%	14%	0%
Name Change	0	0	0	0	0	0	0	26	26	0%	0%	0%	0%	0%	100%
Other Insurance	0	0	0	0	3	0	2	0	5	0%	0%	60%	0%	40%	0%
Other MCL	0	0	0	0	1	0	0	0	1	0%	0%	100%	0%	0%	0%
Other Track 1	0	0	0	0	11	1	21	9	42	0%	0%	26%	2%	50%	21%
Other Track 3	0	0	0	0	7	0	24	1	32	0%	0%	22%	0%	75%	3%
Other Track 4	0	0	0	0	0	0	1	0	1	0%	0%	0%	0%	100%	0%
Personal Injury	1	0	1	2	41	5	39	4	92	1%	2%	45%	5%	42%	4%
Prod Liability	0	0	0	0	1	0	4	0	5	0%	0%	20%	0%	80%	0%
Prof Malpractic	0	0	0	1	5	0	3	1	10	0%	10%	50%	0%	30%	10%
PIP Coverage	0	0	0	0	0	0	1	0	1	0%	0%	0%	0%	100%	0%
Real Property	0	0	0	1	2	0	2	1	6	0%	17%	33%	0%	33%	17%
Tort Other	0	0	0	0	6	0	12	0	18	0%	0%	33%	0%	67%	0%
Toxic Tort	0	0	0	0	0	0	0	0	0	0%	0%	0%	0%	0%	0%
UM/UIM Bod Inj	0	0	0	0	1	0	2	0	3	0%	0%	33%	0%	67%	0%
<b>Total</b>	<b>2</b>	<b>2</b>	<b>4</b>	<b>12</b>	<b>146</b>	<b>44</b>	<b>244</b>	<b>64</b>	<b>514</b>	<b>1%</b>	<b>2%</b>	<b>28%</b>	<b>9%</b>	<b>47%</b>	<b>12%</b>

Monthly Resolutions

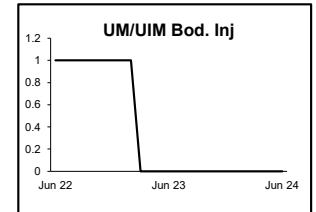
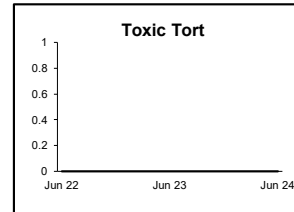
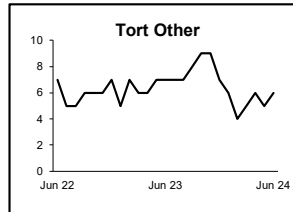
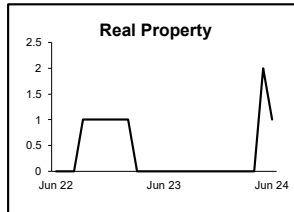
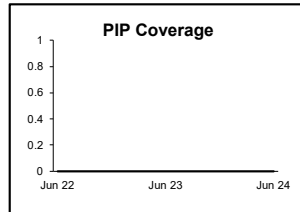
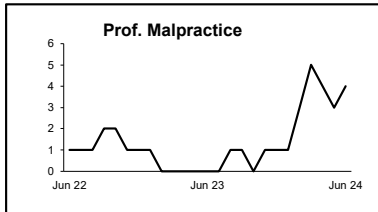
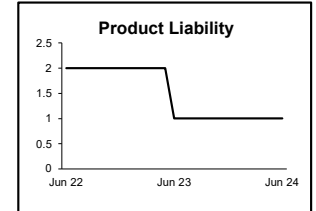
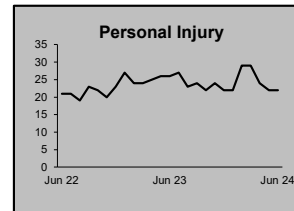
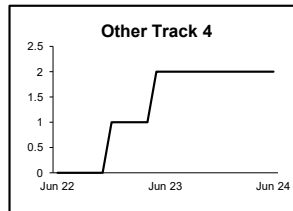
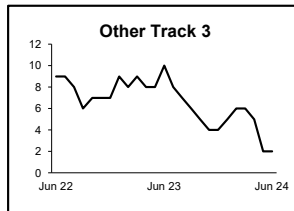
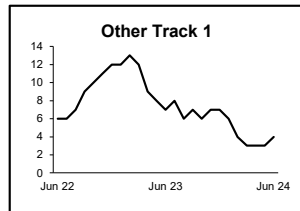
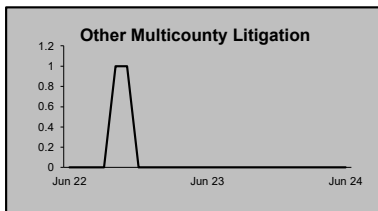
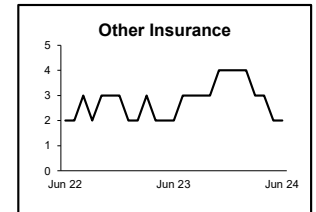
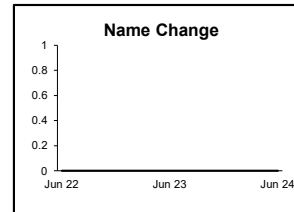
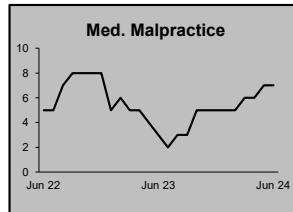
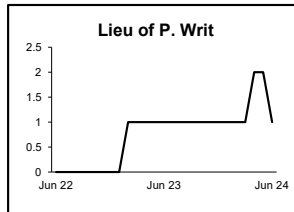
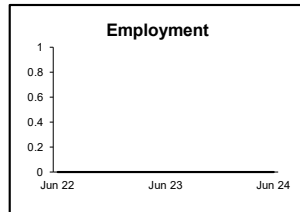
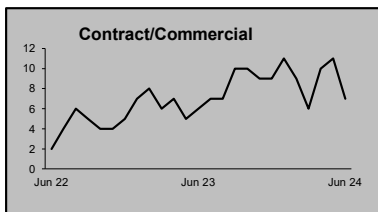
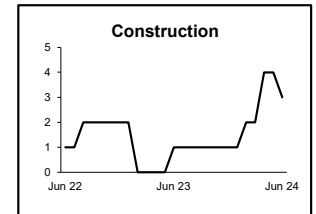
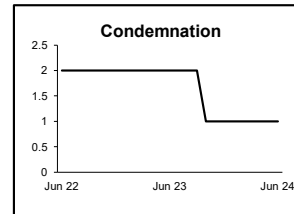

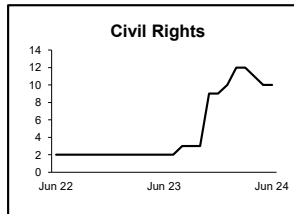
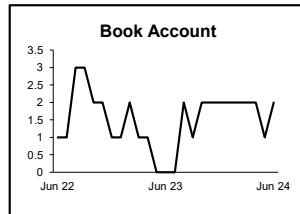
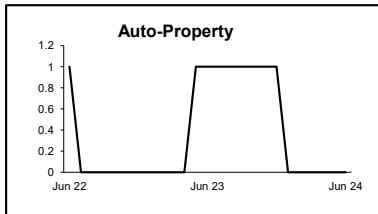
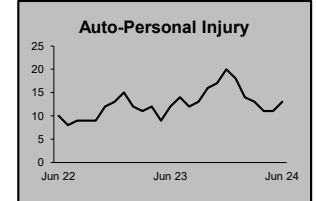
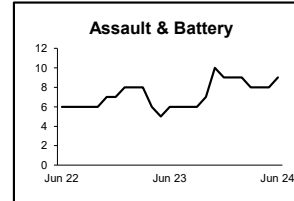
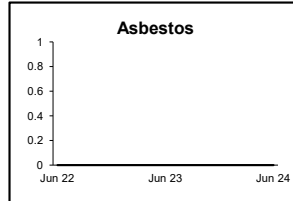
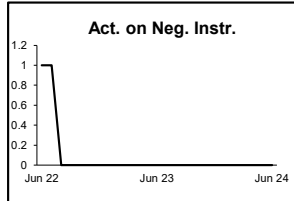
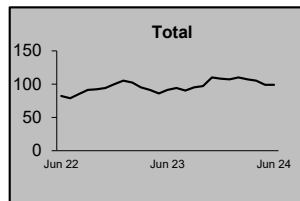


NOTE: Some Multicounty Litigation (MCL) cases were transferred in November 2014: Atlantic to Bergen = 8,935; Atlantic to Middlesex = 4,070.



**CIVIL BACKLOG BY CASETYPE  
JUNE 2024  
CAPE MAY**

	<b>Total</b>	<b>Backlog</b>	<b>% chg</b>
Jun 22		82	
Jun 23		91	11%
Jun 24		99	9%



1) Casetypes with the state's largest backlogs are highlighted.

2) Some Multicounty Litigation (MCL) cases were transferred in November 2014: Atlantic to Bergen = 8,935; Atlantic to Middlesex = 4,070.

**CIVIL CASELOAD SUMMARY BY CASETYPE**  
**JULY 2023 - JUNE 2024**  
**CUMBERLAND**

	Filings			Resolutions			Clearance		Backlog			Backlog Percent		Backlog Per 100 Monthly Filings		Active Pending		
	Jul 2022 to Jun 2023	Jul 2023 to Jun 2024	percent change	Jul 2022 to Jun 2023	Jul 2023 to Jun 2024	percent change	Jul 2023 - Jun 2024		Jun 2023	Jun 2024	percent change	Jun 2023	Jun 2024	Jun 2023	Jun 2024	Jun 2023	Jun 2024	percent change
	number	percent																
Act on Neg Inst	3	3	0%	4	2	-50%	-1	67%	0	0	0%	0%	0%	0	0	0	1	
Asbestos	0	0	0%	0	0	0%	0	100%	0	0	0%	0%	0%	0	0	0	0	0%
Assault & Bat	2	2	0%	3	6	100%	4	300%	2	2	0%	29%	67%	1,200	1,200	7	3	-57%
Auto - Pers Inj	204	206	1%	235	234	0%	28	114%	66	42	-36%	26%	19%	388	245	250	222	-11%
Auto - Property	21	23	10%	30	15	-50%	-8	65%	1	2	100%	10%	11%	57	104	10	18	80%
Book Account	75	81	8%	67	69	3%	-12	85%	4	4	0%	11%	8%	64	59	38	49	29%
Civil Rights	13	12	-8%	15	12	-20%	0	100%	7	4	-43%	39%	22%	646	400	18	18	0%
Complex Comm	1	5	400%	1	1	0%	-4	20%	1	1	0%	100%	17%	1,200	240	1	6	500%
Condemnation	1	0	-100%	3	0	-100%	0	100%	0	0	0%	0%	0%	0	0	0	0	0%
Construction	10	6	-40%	9	3	-67%	-3	50%	0	2		0%	25%	0	400	5	8	60%
Contract/Comm	95	112	18%	95	75	-21%	-37	67%	10	13	30%	18%	14%	126	139	55	90	64%
Employment	4	10	150%	1	2	100%	-8	20%	0	1		0%	9%	0	120	3	11	267%
Lieu of P. Writ	8	7	-13%	9	4	-56%	-3	57%	0	0	0%	0%	0%	0	0	3	6	100%
Medical Malprac	14	5	-64%	8	10	25%	5	200%	11	9	-18%	35%	33%	943	2,160	31	27	-13%
Name Change	49	52	6%	42	55	31%	3	106%	0	0	0%	0%	0%	0	0	15	12	-20%
Other Insurance	9	6	-33%	6	6	0%	0	100%	0	2		0%	33%	0	400	6	6	0%
Other MCL	0	0	0%	0	0	0%	0	100%	0	0	0%	0%	0%	0	0	0	0	0%
Other Track 1	75	60	-20%	78	68	-13%	8	113%	4	5	25%	11%	17%	64	100	38	29	-24%
Other Track 3	41	36	-12%	36	30	-17%	-6	83%	6	13	117%	12%	22%	176	433	51	59	16%
Other Track 4	2	0	-100%	0	1		1	100%	3	5	67%	50%	100%	1,800		6	5	-17%
Personal Injury	102	125	23%	97	133	37%	8	106%	38	28	-26%	26%	21%	447	269	144	135	-6%
Prod Liability	1	4	300%	2	1	-50%	-3	25%	2	2	0%	67%	33%	2,400	600	3	6	100%
Prof Malpractic	4	6	50%	5	4	-20%	-2	67%	1	1	0%	17%	11%	300	200	6	9	50%
PIP Coverage	3	0	-100%	1	3	200%	3	100%	1	0	-100%	33%	0%	400	0	3	0	-100%
Real Property	5	3	-40%	5	5	0%	2	167%	2	1	-50%	40%	33%	480	400	5	3	-40%
Tort Other	28	33	18%	27	25	-7%	-8	76%	2	7	250%	9%	23%	86	255	23	31	35%
Toxic Tort	1	1	0%	0	1		0	100%	0	0	0%	0%	0%	0	0	1	1	0%
UM/UIM Bod Inj	20	18	-10%	20	15	-25%	-3	83%	3	3	0%	16%	13%	180	200	19	23	21%
<b>Total</b>	<b>791</b>	<b>816</b>	<b>3%</b>	<b>799</b>	<b>780</b>	<b>-2%</b>	<b>-36</b>	<b>96%</b>	<b>164</b>	<b>147</b>	<b>-10%</b>	<b>22%</b>	<b>19%</b>	<b>249</b>	<b>216</b>	<b>741</b>	<b>778</b>	<b>5%</b>

NOTE: Some Multicounty Litigation (MCL) cases were transferred in November 2014: Atlantic to Bergen = 8,935; Atlantic to Middlesex = 4,070.

**CIVIL BACKLOG SUMMARY BY CASETYPE**

June 2024

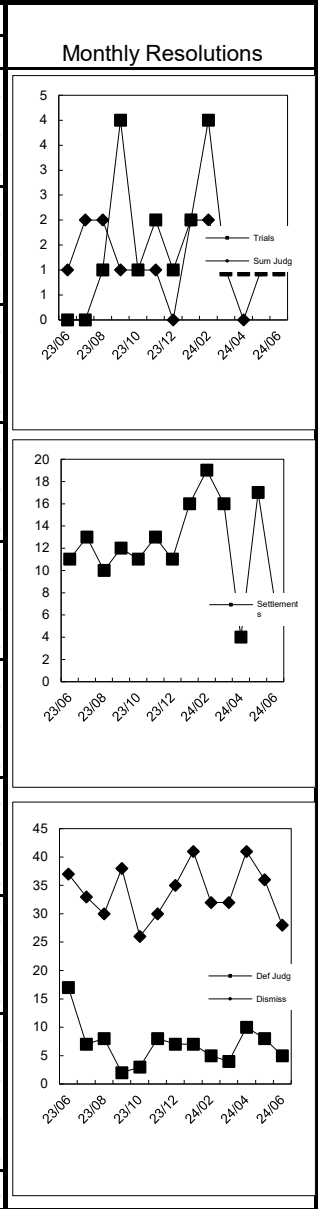
**CUMBERLAND**

	Cases in Backlog															Total Backlog
	Track 1					Track 2				Track 3			Track 4			
	12 to 18 months	18 to 24 months	24 to 36 months	over 36 months	Total Track 1	18 to 24 months	24 to 36 months	over 36 months	Total Track 2	24 to 36 months	over 36 months	Total Track 3	24 to 36 months	over 36 months	Total Track 4	
Act on Neg Inst	0	0	0	0	0	0	0	0	0	0	0	0	0	0	0	0
Asbestos	0	0	0	0	0	0	0	0	0	0	0	0	0	0	0	0
Assault & Bat	0	0	0	0	0	0	0	0	0	2	0	2	0	0	0	2
Auto - Pers Inj	0	0	0	0	0	22	13	7	42	0	0	0	0	0	0	42
Auto - Property	0	0	0	0	0	1	1	0	2	0	0	0	0	0	0	2
Book Account	2	2	0	0	4	0	0	0	0	0	0	0	0	0	0	4
Civil Rights	0	0	0	0	0	0	0	0	0	2	2	4	0	0	0	4
Complex Comm	0	0	0	0	0	0	0	0	0	0	0	0	0	1	1	1
Condemnation	0	0	0	0	0	0	0	0	0	0	0	0	0	0	0	0
Construction	0	0	0	0	0	1	1	0	2	0	0	0	0	0	0	2
Contract/Comm	0	0	0	0	0	10	2	1	13	0	0	0	0	0	0	13
Employment	0	0	0	0	0	1	0	0	1	0	0	0	0	0	0	1
Lieu of P. Writ	0	0	0	0	0	0	0	0	0	0	0	0	0	0	0	0
Medical Malprac	0	0	0	0	0	0	0	0	0	5	4	9	0	0	0	9
Name Change	0	0	0	0	0	0	0	0	0	0	0	0	0	0	0	0
Other Insurance	1	1	0	0	2	0	0	0	0	0	0	0	0	0	0	2
Other MCL	0	0	0	0	0	0	0	0	0	0	0	0	0	0	0	0
Other Track 1	1	2	0	1	4	0	0	0	0	0	1	1	0	0	0	5
Other Track 3	0	0	0	0	0	0	0	0	0	9	4	13	0	0	0	13
Other Track 4	0	0	0	0	0	0	0	0	0	0	0	0	2	3	5	5
Personal Injury	0	0	0	0	0	11	10	7	28	0	0	0	0	0	0	28
Prod Liability	0	0	0	0	0	0	0	0	0	0	2	2	0	0	0	2
Prof Malpractic	0	0	0	0	0	0	0	0	0	1	0	1	0	0	0	1
PIP Coverage	0	0	0	0	0	0	0	0	0	0	0	0	0	0	0	0
Real Property	0	0	0	0	0	0	0	0	0	0	1	1	0	0	0	1
Tort Other	0	0	0	0	0	3	2	1	6	1	0	1	0	0	0	7
Toxic Tort	0	0	0	0	0	0	0	0	0	0	0	0	0	0	0	0
UM/UIM Bod Inj	0	0	0	0	0	1	2	0	3	0	0	0	0	0	0	3
<b>Total</b>	<b>4</b>	<b>5</b>	<b>0</b>	<b>1</b>	<b>10</b>	<b>50</b>	<b>31</b>	<b>16</b>	<b>97</b>	<b>20</b>	<b>14</b>	<b>34</b>	<b>2</b>	<b>4</b>	<b>6</b>	<b>147</b>

NOTE: Some Multicounty Litigation (MCL) cases were transferred in November 2014: Atlantic to Bergen = 8,935; Atlantic to Middlesex = 4,070.

**CIVIL RESOLUTION SUMMARY BY CASETYPE  
JULY 2023 - JUNE 2024  
CUMBERLAND**

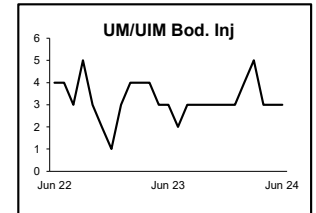
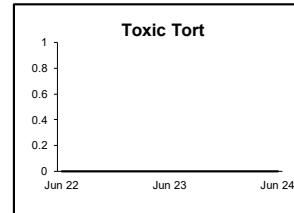
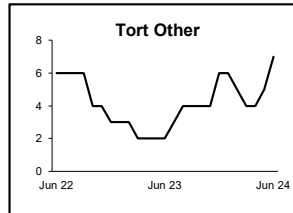
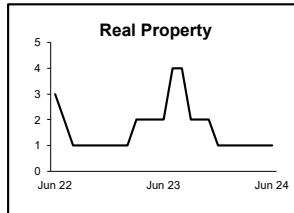
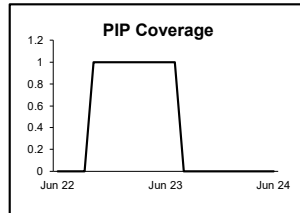
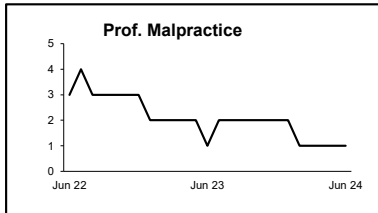
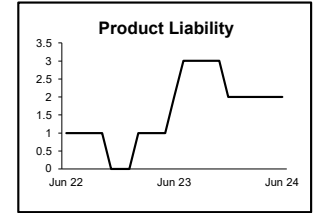
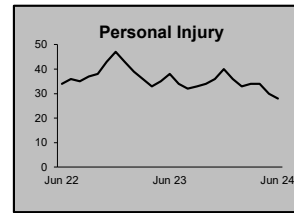
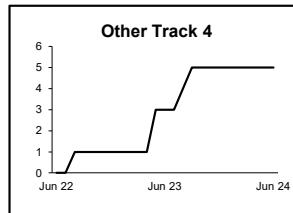
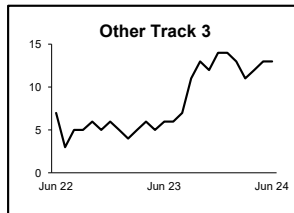
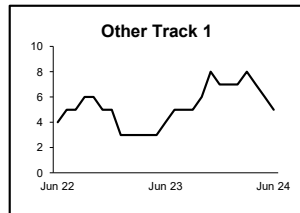
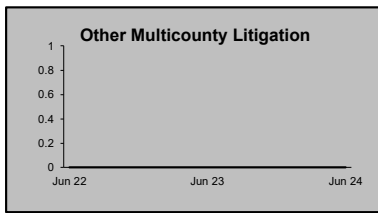
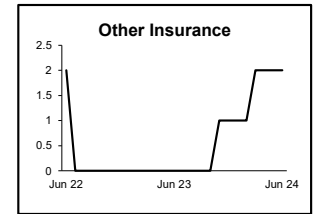
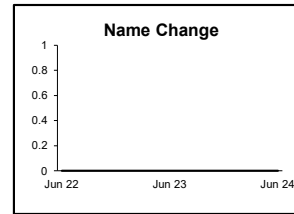
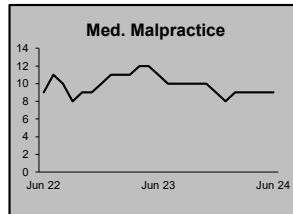
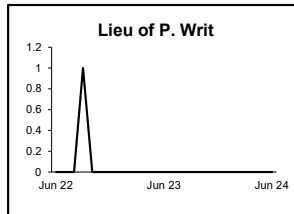
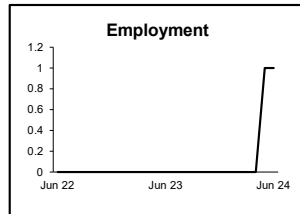
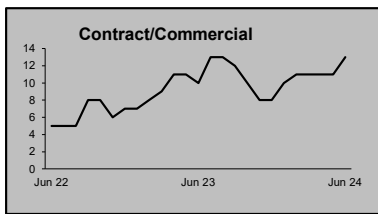
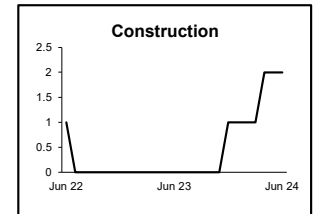
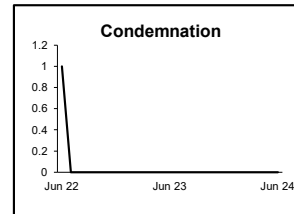
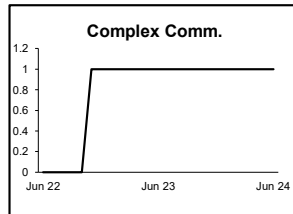
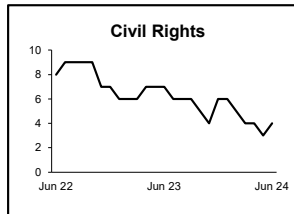
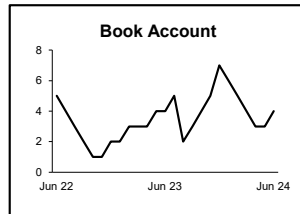
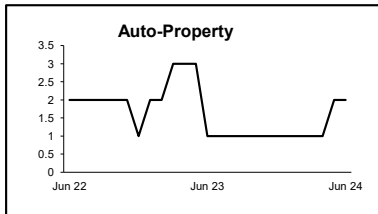
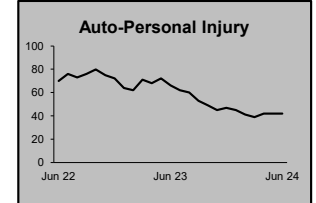
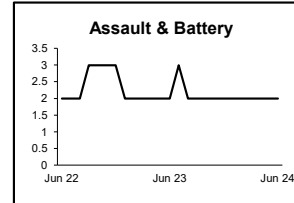
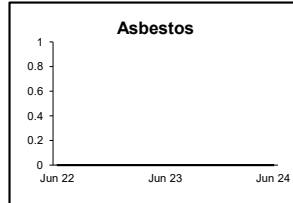

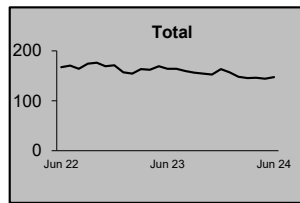
	Trial			Summary					Total	Percent resolved by					
	Jury	Nonjury	Total	Judgment	Settlement	Default Judgment	Dismiss	Other		Trial	Sum Jud	Settle	Default J	Dismiss	Other
Act on Neg Inst	0	0	0	0	0	2	0	0	2	0%	0%	0%	100%	0%	0%
Asbestos	0	0	0	0	0	0	0	0	0	0%	0%	0%	0%	0%	0%
Assault & Bat	1	0	1	0	1	0	4	0	6	17%	0%	17%	0%	67%	0%
Auto - Pers Inj	9	0	9	0	45	4	158	18	234	4%	0%	19%	2%	68%	8%
Auto - Property	0	0	0	0	1	6	7	1	15	0%	0%	7%	40%	47%	7%
Book Account	0	1	1	4	9	29	25	1	69	1%	6%	13%	42%	36%	1%
Civil Rights	0	0	0	0	5	0	4	3	12	0%	0%	42%	0%	33%	25%
Complex Commerc	0	0	0	0	0	0	0	1	1	0%	0%	0%	0%	0%	100%
Condemnation	0	0	0	0	0	0	0	0	0	0%	0%	0%	0%	0%	0%
Construction	0	0	0	0	0	1	1	1	3	0%	0%	0%	33%	33%	33%
Contract/Commer	0	1	1	2	8	15	43	6	75	1%	3%	11%	20%	57%	8%
Employment	0	0	0	0	0	0	2	0	2	0%	0%	0%	0%	100%	0%
Lieu of P. Writ	0	0	0	0	0	0	3	1	4	0%	0%	0%	0%	75%	25%
Medical Malprac	1	0	1	0	6	0	3	0	10	10%	0%	60%	0%	30%	0%
Name Change	0	0	0	0	0	0	7	48	55	0%	0%	0%	0%	13%	87%
Other Insurance	0	0	0	0	1	0	3	2	6	0%	0%	17%	0%	50%	33%
Other MCL	0	0	0	0	0	0	0	0	0	0%	0%	0%	0%	0%	0%
Other Track 1	0	0	0	1	12	8	27	20	68	0%	1%	18%	12%	40%	29%
Other Track 3	0	0	0	3	6	0	17	4	30	0%	10%	20%	0%	57%	13%
Other Track 4	0	0	0	0	0	0	1	0	1	0%	0%	0%	0%	100%	0%
Personal Injury	2	0	2	3	40	4	72	12	133	2%	2%	30%	3%	54%	9%
Prod Liability	0	0	0	0	1	0	0	0	1	0%	0%	100%	0%	0%	0%
Prof Malpractic	0	0	0	0	2	0	2	0	4	0%	0%	50%	0%	50%	0%
PIP Coverage	0	0	0	0	1	0	2	0	3	0%	0%	33%	0%	67%	0%
Real Property	0	2	2	0	1	0	2	0	5	40%	0%	20%	0%	40%	0%
Tort Other	1	1	2	1	3	5	12	2	25	8%	4%	12%	20%	48%	8%
Toxic Tort	0	0	0	0	0	0	1	0	1	0%	0%	0%	0%	100%	0%
UM/UIM Bod Inj	0	0	0	0	7	0	6	2	15	0%	0%	47%	0%	40%	13%
<b>Total</b>	<b>14</b>	<b>5</b>	<b>19</b>	<b>14</b>	<b>149</b>	<b>74</b>	<b>402</b>	<b>122</b>	<b>780</b>	<b>2%</b>	<b>2%</b>	<b>19%</b>	<b>9%</b>	<b>52%</b>	<b>16%</b>



NOTE: Some Multicounty Litigation (MCL) cases were transferred in November 2014: Atlantic to Bergen = 8,935; Atlantic to Middlesex = 4,070.

**CIVIL BACKLOG BY CASETYPE  
JUNE 2024  
CUMBERLAND**

	<b>Total</b>	<b>Backlog</b>	<b>% chg</b>
Jun 22		167	
Jun 23		164	-2%
Jun 24		147	-10%



1) Casetypes with the state's largest backlogs are highlighted.

2) Some Multicounty Litigation (MCL) cases were transferred in November 2014: Atlantic to Bergen = 8,935; Atlantic to Middlesex = 4,070.

**CIVIL CASELOAD SUMMARY BY CASETYPE**  
**JULY 2023 - JUNE 2024**  
**ESSEX**

	Filings			Resolutions			Clearance		Backlog			Backlog Percent		Backlog Per 100 Monthly Filings		Active Pending		
	Jul 2022 to Jun 2023	Jul 2023 to Jun 2024	percent change	Jul 2022 to Jun 2023	Jul 2023 to Jun 2024	percent change	Jul 2023 - Jun 2024		Jun 2023	Jun 2024	percent change	Jun 2023	Jun 2024	Jun 2023	Jun 2024	Jun 2023	Jun 2024	percent change
							number	percent										
Act on Neg Inst	21	<b>20</b>	-5%	18	<b>19</b>	6%	<b>-1</b>	<b>95%</b>	4	<b>4</b>	0%	27%	<b>25%</b>	229	<b>240</b>	15	<b>16</b>	7%
Asbestos	0	<b>0</b>	0%	0	<b>0</b>	0%	<b>0</b>	<b>100%</b>	0	<b>0</b>	0%	0%	<b>0%</b>	0	<b>0</b>	0	<b>0</b>	0%
Assault & Bat	18	<b>17</b>	-6%	23	<b>19</b>	-17%	<b>2</b>	<b>112%</b>	75	<b>473</b>	531%	44%	<b>93%</b>	5,000	<b>33,388</b>	170	<b>506</b>	198%
Auto - Pers Inj	3,773	<b>3,851</b>	2%	4,170	<b>4,390</b>	5%	<b>539</b>	<b>114%</b>	2,384	<b>1,684</b>	-29%	40%	<b>31%</b>	758	<b>525</b>	5,934	<b>5,395</b>	-9%
Auto - Property	138	<b>200</b>	45%	138	<b>166</b>	20%	<b>-34</b>	<b>83%</b>	16	<b>16</b>	0%	15%	<b>12%</b>	139	<b>96</b>	107	<b>138</b>	29%
Book Account	745	<b>941</b>	26%	866	<b>803</b>	-7%	<b>-138</b>	<b>85%</b>	74	<b>73</b>	-1%	18%	<b>13%</b>	119	<b>93</b>	417	<b>548</b>	31%
Civil Rights	57	<b>67</b>	18%	40	<b>60</b>	50%	<b>-7</b>	<b>90%</b>	38	<b>54</b>	42%	22%	<b>45%</b>	800	<b>967</b>	170	<b>119</b>	-30%
Complex Comm	87	<b>72</b>	-17%	52	<b>50</b>	-4%	<b>-22</b>	<b>69%</b>	49	<b>90</b>	84%	34%	<b>54%</b>	676	<b>1,500</b>	143	<b>167</b>	17%
Condemnation	2	<b>2</b>	0%	2	<b>0</b>	-100%	<b>-2</b>	<b>0%</b>	1	<b>2</b>	100%	33%	<b>40%</b>	600	<b>1,200</b>	3	<b>5</b>	67%
Construction	46	<b>39</b>	-15%	54	<b>66</b>	22%	<b>27</b>	<b>169%</b>	104	<b>71</b>	-32%	73%	<b>62%</b>	2,713	<b>2,185</b>	143	<b>114</b>	-20%
Contract/Comm	787	<b>799</b>	2%	744	<b>820</b>	10%	<b>21</b>	<b>103%</b>	219	<b>189</b>	-14%	28%	<b>25%</b>	334	<b>284</b>	785	<b>757</b>	-4%
Employment	28	<b>60</b>	114%	22	<b>46</b>	109%	<b>-14</b>	<b>77%</b>	20	<b>15</b>	-25%	42%	<b>25%</b>	857	<b>300</b>	48	<b>59</b>	23%
Lieu of P. Writ	25	<b>32</b>	28%	23	<b>17</b>	-26%	<b>-15</b>	<b>53%</b>	20	<b>23</b>	15%	42%	<b>37%</b>	960	<b>863</b>	48	<b>62</b>	29%
Medical Malprac	120	<b>115</b>	-4%	118	<b>176</b>	49%	<b>61</b>	<b>153%</b>	241	<b>186</b>	-23%	58%	<b>52%</b>	2,410	<b>1,941</b>	415	<b>355</b>	-14%
Name Change	268	<b>284</b>	6%	266	<b>284</b>	7%	<b>0</b>	<b>100%</b>	4	<b>3</b>	-25%	6%	<b>4%</b>	18	<b>13</b>	66	<b>70</b>	6%
Other Insurance	54	<b>46</b>	-15%	72	<b>61</b>	-15%	<b>15</b>	<b>133%</b>	35	<b>24</b>	-31%	49%	<b>44%</b>	778	<b>626</b>	71	<b>54</b>	-24%
Other MCL	1	<b>1</b>	0%	1	<b>0</b>	-100%	<b>-1</b>	<b>0%</b>	0	<b>0</b>	0%	0%	<b>0%</b>	0	<b>0</b>	0	<b>0</b>	0%
Other Track 1	390	<b>418</b>	7%	336	<b>450</b>	34%	<b>32</b>	<b>108%</b>	145	<b>100</b>	-31%	38%	<b>30%</b>	446	<b>287</b>	382	<b>332</b>	-13%
Other Track 3	229	<b>247</b>	8%	212	<b>247</b>	17%	<b>0</b>	<b>100%</b>	161	<b>125</b>	-22%	38%	<b>30%</b>	844	<b>607</b>	419	<b>423</b>	1%
Other Track 4	31	<b>41</b>	32%	29	<b>35</b>	21%	<b>-6</b>	<b>85%</b>	42	<b>45</b>	7%	49%	<b>48%</b>	1,626	<b>1,317</b>	85	<b>93</b>	9%
Personal Injury	1,630	<b>1,537</b>	-6%	1,508	<b>1,621</b>	7%	<b>84</b>	<b>105%</b>	1,075	<b>943</b>	-12%	37%	<b>36%</b>	791	<b>736</b>	2,873	<b>2,610</b>	-9%
Prod Liability	19	<b>27</b>	42%	19	<b>34</b>	79%	<b>7</b>	<b>126%</b>	27	<b>16</b>	-41%	54%	<b>36%</b>	1,705	<b>711</b>	50	<b>44</b>	-12%
Prof Malpractic	41	<b>41</b>	0%	52	<b>74</b>	42%	<b>33</b>	<b>180%</b>	61	<b>50</b>	-18%	49%	<b>48%</b>	1,785	<b>1,463</b>	125	<b>105</b>	-16%
PIP Coverage	22	<b>20</b>	-9%	17	<b>29</b>	71%	<b>9</b>	<b>145%</b>	7	<b>4</b>	-43%	35%	<b>36%</b>	382	<b>240</b>	20	<b>11</b>	-45%
Real Property	34	<b>49</b>	44%	38	<b>42</b>	11%	<b>-7</b>	<b>86%</b>	22	<b>13</b>	-41%	56%	<b>30%</b>	776	<b>318</b>	39	<b>44</b>	13%
Tort Other	203	<b>205</b>	1%	191	<b>205</b>	7%	<b>0</b>	<b>100%</b>	171	<b>110</b>	-36%	46%	<b>38%</b>	1,011	<b>644</b>	372	<b>287</b>	-23%
Toxic Tort	3	<b>3</b>	0%	2	<b>8</b>	300%	<b>5</b>	<b>267%</b>	8	<b>2</b>	-75%	73%	<b>33%</b>	3,200	<b>800</b>	11	<b>6</b>	-45%
UM/UIM Bod Inj	164	<b>198</b>	21%	214	<b>182</b>	-15%	<b>-16</b>	<b>92%</b>	72	<b>64</b>	-11%	32%	<b>27%</b>	527	<b>388</b>	222	<b>239</b>	8%
<b>Total</b>	<b>8,936</b>	<b>9,332</b>	4%	<b>9,227</b>	<b>9,904</b>	7%	<b>572</b>	<b>106%</b>	<b>5,075</b>	<b>4,379</b>	-14%	<b>39%</b>	<b>35%</b>	<b>682</b>	<b>563</b>	<b>13,133</b>	<b>12,559</b>	-4%

NOTE: Some Multicounty Litigation (MCL) cases were transferred in November 2014: Atlantic to Bergen = 8,935; Atlantic to Middlesex = 4,070.

**CIVIL BACKLOG SUMMARY BY CASETYPE**

June 2024

**ESSEX**

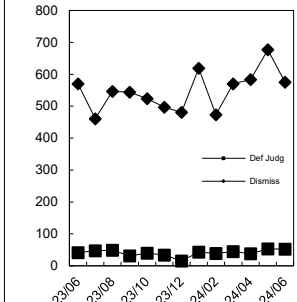
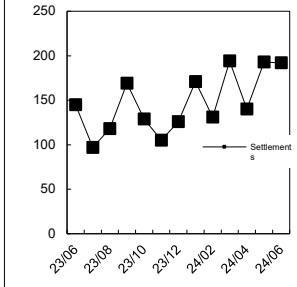
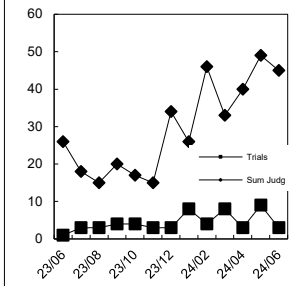
	Cases in Backlog															Total Backlog
	Track 1					Track 2				Track 3			Track 4			
	12 to 18 months	18 to 24 months	24 to 36 months	over 36 months	Total Track 1	18 to 24 months	24 to 36 months	over 36 months	Total Track 2	24 to 36 months	over 36 months	Total Track 3	24 to 36 months	over 36 months	Total Track 4	
Act on Neg Inst	1	1	1	1	4	0	0	0	0	0	0	0	0	0	0	4
Asbestos	0	0	0	0	0	0	0	0	0	0	0	0	0	0	0	0
Assault & Bat	0	0	0	0	0	0	0	0	0	287	186	473	0	0	0	473
Auto - Pers Inj	0	0	0	0	0	585	617	482	1,684	0	0	0	0	0	0	1,684
Auto - Property	0	0	0	0	0	7	6	3	16	0	0	0	0	0	0	16
Book Account	35	19	12	7	73	0	0	0	0	0	0	0	0	0	0	73
Civil Rights	0	0	0	0	0	0	0	0	0	34	20	54	0	0	0	54
Complex Comm	0	0	0	0	0	0	0	0	0	0	0	0	47	43	90	90
Condemnation	0	0	0	0	0	0	0	0	0	1	1	2	0	0	0	2
Construction	0	0	0	0	0	3	12	56	71	0	0	0	0	0	0	71
Contract/Comm	0	0	0	0	0	55	75	59	189	0	0	0	0	0	0	189
Employment	0	0	0	0	0	4	6	5	15	0	0	0	0	0	0	15
Lieu of P. Writ	0	0	0	0	0	0	0	0	0	0	0	0	9	14	23	23
Medical Malprac	0	0	0	0	0	0	0	0	0	54	132	186	0	0	0	186
Name Change	3	0	0	0	3	0	0	0	0	0	0	0	0	0	0	3
Other Insurance	7	6	4	7	24	0	0	0	0	0	0	0	0	0	0	24
Other MCL	0	0	0	0	0	0	0	0	0	0	0	0	0	0	0	0
Other Track 1	36	23	12	14	85	2	5	4	11	0	4	4	0	0	0	100
Other Track 3	0	0	0	0	0	0	0	0	0	49	76	125	0	0	0	125
Other Track 4	0	0	0	0	0	0	1	0	1	0	0	0	15	29	44	45
Personal Injury	0	0	0	0	0	317	351	275	943	0	0	0	0	0	0	943
Prod Liability	0	0	0	0	0	0	0	0	0	6	10	16	0	0	0	16
Prof Malpractic	0	0	0	0	0	0	0	0	0	23	27	50	0	0	0	50
PIP Coverage	1	3	0	0	4	0	0	0	0	0	0	0	0	0	0	4
Real Property	5	3	2	3	13	0	0	0	0	0	0	0	0	0	0	13
Tort Other	0	0	0	0	0	24	47	38	109	1	0	1	0	0	0	110
Toxic Tort	0	0	0	0	0	0	0	0	0	0	2	2	0	0	0	2
UM/UIM Bod Inj	0	0	0	0	0	30	18	16	64	0	0	0	0	0	0	64
<b>Total</b>	<b>88</b>	<b>55</b>	<b>31</b>	<b>32</b>	<b>206</b>	<b>1,027</b>	<b>1,138</b>	<b>938</b>	<b>3,103</b>	<b>455</b>	<b>458</b>	<b>913</b>	<b>71</b>	<b>86</b>	<b>157</b>	<b>4,379</b>

NOTE: Some Multicounty Litigation (MCL) cases were transferred in November 2014: Atlantic to Bergen = 8,935; Atlantic to Middlesex = 4,070.

**CIVIL RESOLUTION SUMMARY BY CASETYPE  
JULY 2023 - JUNE 2024  
ESSEX**

	Trial			Summary					Total	Percent resolved by					
	Jury	Nonjury	Total	Judgment	Settlement	Default Judgment	Dismiss	Other		Trial	Sum Jud	Settle	Default J	Dismiss	Other
Act on Neg Inst	0	0	0	3	1	5	10	0	19	0%	16%	5%	26%	53%	0%
Asbestos	0	0	0	0	0	0	0	0	0	0%	0%	0%	0%	0%	0%
Assault & Bat	0	0	0	0	5	0	13	1	19	0%	0%	26%	0%	68%	5%
Auto - Pers Inj	26	0	26	56	852	23	3,255	178	4,390	1%	1%	19%	1%	74%	4%
Auto - Property	0	0	0	12	10	48	95	1	166	0%	7%	6%	29%	57%	1%
Book Account	0	0	0	92	76	255	378	2	803	0%	11%	9%	32%	47%	0%
Civil Rights	1	0	1	1	7	0	43	8	60	2%	2%	12%	0%	72%	13%
Complex Commerc	0	0	0	0	3	0	38	9	50	0%	0%	6%	0%	76%	18%
Condemnation	0	0	0	0	0	0	0	0	0	0%	0%	0%	0%	0%	0%
Construction	0	0	0	6	19	1	40	0	66	0%	9%	29%	2%	61%	0%
Contract/Commer	1	3	4	88	116	115	470	27	820	0%	11%	14%	14%	57%	3%
Employment	0	1	1	2	7	0	23	13	46	2%	4%	15%	0%	50%	28%
Lieu of P. Writ	0	0	0	2	1	0	12	2	17	0%	12%	6%	0%	71%	12%
Medical Malprac	5	0	5	3	48	0	108	12	176	3%	2%	27%	0%	61%	7%
Name Change	0	0	0	0	0	0	14	270	284	0%	0%	0%	0%	5%	95%
Other Insurance	0	0	0	5	6	4	41	5	61	0%	8%	10%	7%	67%	8%
Other MCL	0	0	0	0	0	0	0	0	0	0%	0%	0%	0%	0%	0%
Other Track 1	1	2	3	39	86	18	292	12	450	1%	9%	19%	4%	65%	3%
Other Track 3	2	1	3	0	55	0	166	23	247	1%	0%	22%	0%	67%	9%
Other Track 4	0	0	0	3	7	1	23	1	35	0%	9%	20%	3%	66%	3%
Personal Injury	9	0	9	33	371	7	1,108	93	1,621	1%	2%	23%	0%	68%	6%
Prod Liability	0	0	0	0	9	0	21	4	34	0%	0%	26%	0%	62%	12%
Prof Malpractic	2	0	2	2	20	0	45	5	74	3%	3%	27%	0%	61%	7%
PIP Coverage	0	0	0	1	3	0	22	3	29	0%	3%	10%	0%	76%	10%
Real Property	0	1	1	2	4	2	32	1	42	2%	5%	10%	5%	76%	2%
Tort Other	0	0	0	5	34	5	150	11	205	0%	2%	17%	2%	73%	5%
Toxic Tort	0	0	0	0	0	0	6	2	8	0%	0%	0%	0%	75%	25%
UM/UIM Bod Inj	0	0	0	3	25	2	147	5	182	0%	2%	14%	1%	81%	3%
<b>Total</b>	<b>47</b>	<b>8</b>	<b>55</b>	<b>358</b>	<b>1,765</b>	<b>486</b>	<b>6,552</b>	<b>688</b>	<b>9,904</b>	<b>1%</b>	<b>4%</b>	<b>18%</b>	<b>5%</b>	<b>66%</b>	<b>7%</b>

Monthly Resolutions

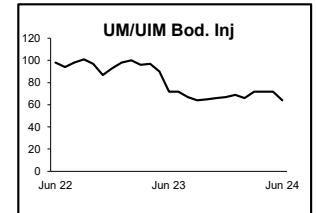
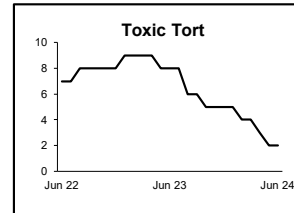
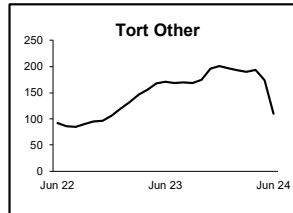
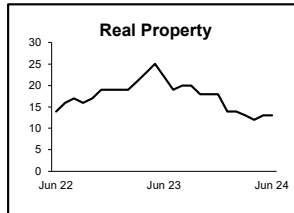
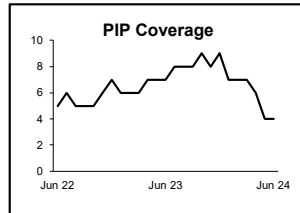
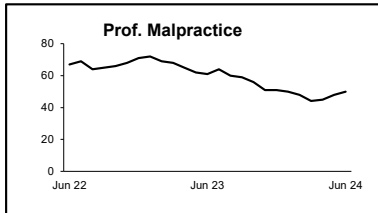
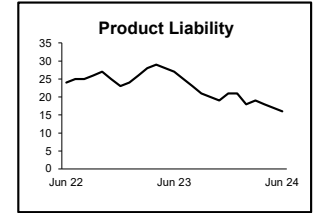
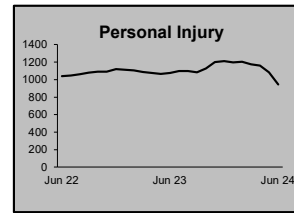
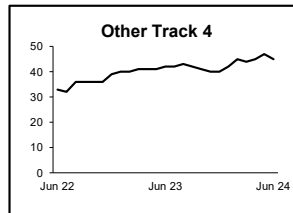
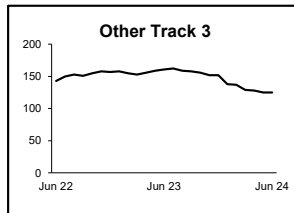
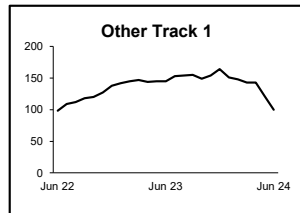
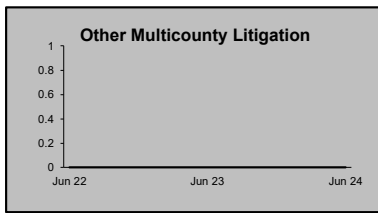
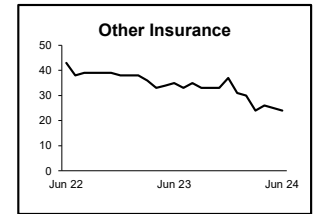
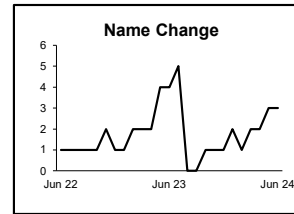
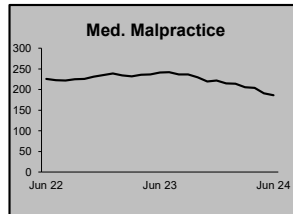
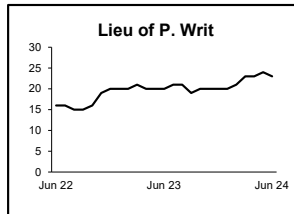
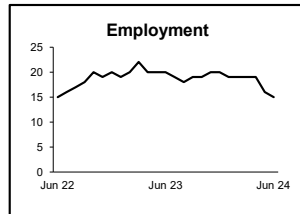
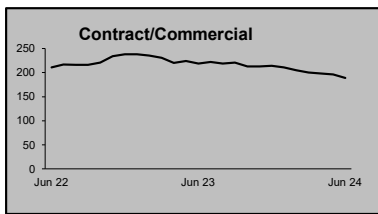
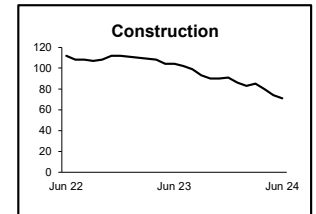
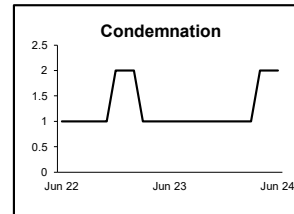
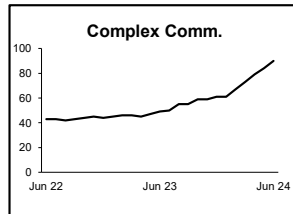
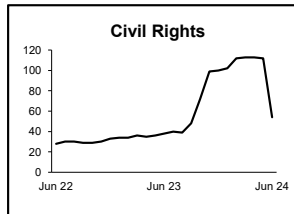
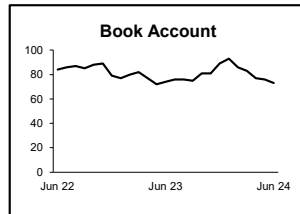
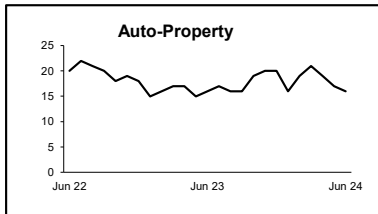
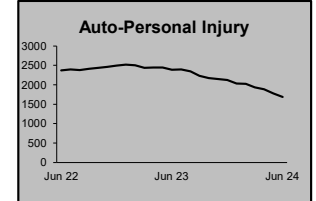
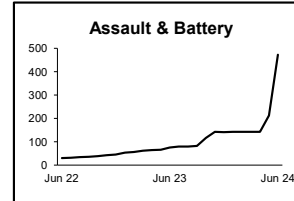
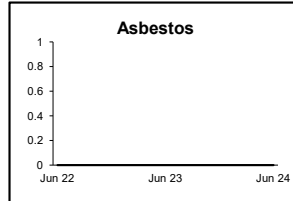
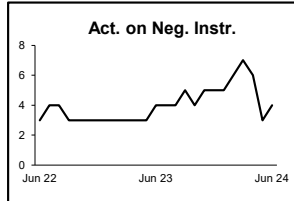
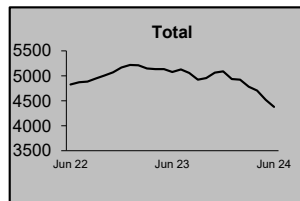


NOTE: Some Multicounty Litigation (MCL) cases were transferred in November 2014: Atlantic to Bergen = 8,935; Atlantic to Middlesex = 4,070.



**CIVIL BACKLOG BY CASETYPE  
JUNE 2024  
ESSEX**

	<b>Total</b>	<b>Backlog</b>	<b>% chg</b>
Jun 22		4,827	
Jun 23		5,075	5%
Jun 24		4,379	-14%



1) Casetypes with the state's largest backlogs are highlighted.

2) Some Multicounty Litigation (MCL) cases were transferred in November 2014: Atlantic to Bergen = 8,935; Atlantic to Middlesex = 4,070.

**CIVIL CASELOAD SUMMARY BY CASETYPE  
JULY 2023 - JUNE 2024  
GLOUCESTER**

	Filings			Resolutions			Clearance		Backlog			Backlog Percent		Backlog Per 100 Monthly Filings		Active Pending		
	Jul 2022 to Jun 2023	Jul 2023 to Jun 2024	percent change	Jul 2022 to Jun 2023	Jul 2023 to Jun 2024	percent change	Jul 2023 - Jun 2024		Jun 2023	Jun 2024	percent change	Jun 2023	Jun 2024	Jun 2023	Jun 2024	Jun 2023	Jun 2024	percent change
	number	percent																
Act on Neg Inst	3	4	33%	1	5	400%	1	125%	1	0	-100%	33%	0%	400	0	3	2	-33%
Asbestos	0	0	0%	0	0	0%	0	100%	0	0	0%	0%	0%	0	0	0	0	0%
Assault & Bat	4	5	25%	6	2	-67%	-3	40%	0	2		0%	29%	0	480	4	7	75%
Auto - Pers Inj	369	356	-4%	394	417	6%	61	117%	95	76	-20%	22%	20%	309	256	436	386	-11%
Auto - Property	27	42	56%	27	30	11%	-12	71%	0	0	0%	0%	0%	0	0	18	30	67%
Book Account	181	207	14%	182	165	-9%	-42	80%	5	7	40%	7%	6%	33	41	74	116	57%
Civil Rights	8	21	163%	9	12	33%	-9	57%	2	3	50%	18%	15%	300	171	11	20	82%
Complex Comm	3	6	100%	2	6	200%	0	100%	3	3	0%	50%	43%	1,200	600	6	7	17%
Condemnation	6	8	33%	10	5	-50%	-3	63%	0	0	0%	0%	0%	0	0	0	3	
Construction	10	9	-10%	9	10	11%	1	111%	3	2	-33%	27%	22%	360	267	11	9	-18%
Contract/Comm	212	247	17%	213	217	2%	-30	88%	18	17	-6%	12%	9%	102	83	154	188	22%
Employment	8	9	13%	11	8	-27%	-1	89%	3	2	-33%	43%	25%	450	267	7	8	14%
Lieu of P. Writ	18	17	-6%	5	14	180%	-3	82%	0	1		0%	5%	0	71	17	20	18%
Medical Malprac	25	30	20%	22	31	41%	1	103%	25	25	0%	44%	44%	1,200	1,000	57	57	0%
Name Change	94	106	13%	98	82	-16%	-24	77%	0	0	0%	0%	0%	0	0	12	36	200%
Other Insurance	6	8	33%	10	6	-40%	-2	75%	4	3	-25%	57%	38%	800	450	7	8	14%
Other MCL	0	0	0%	0	0	0%	0	100%	0	0	0%	0%	0%	0	0	0	0	0%
Other Track 1	120	116	-3%	88	127	44%	11	109%	13	15	15%	15%	19%	130	155	87	77	-11%
Other Track 3	79	86	9%	67	78	16%	-8	91%	16	10	-38%	19%	11%	243	140	84	92	10%
Other Track 4	8	4	-50%	9	10	11%	6	250%	15	7	-53%	75%	54%	2,250	2,100	20	13	-35%
Personal Injury	238	237	0%	197	227	15%	-10	96%	54	43	-20%	19%	15%	272	218	278	278	0%
Prod Liability	4	8	100%	7	6	-14%	-2	75%	2	3	50%	29%	30%	600	450	7	10	43%
Prof Malpractic	11	7	-36%	11	19	73%	12	271%	10	5	-50%	37%	29%	1,091	857	27	17	-37%
PIP Coverage	5	2	-60%	6	1	-83%	-1	50%	0	1		0%	50%	0	600	1	2	100%
Real Property	11	11	0%	13	10	-23%	-1	91%	3	2	-33%	33%	22%	327	218	9	9	0%
Tort Other	35	34	-3%	31	42	35%	8	124%	17	8	-53%	40%	23%	583	282	43	35	-19%
Toxic Tort	0	0	0%	0	0	0%	0	100%	0	0	0%	0%	0%	0	0	0	0	0%
UM/UIM Bod Inj	38	27	-29%	31	36	16%	9	133%	10	7	-30%	20%	17%	316	311	49	41	-16%
<b>Total</b>	<b>1,523</b>	<b>1,607</b>	<b>6%</b>	<b>1,459</b>	<b>1,566</b>	<b>7%</b>	<b>-41</b>	<b>97%</b>	<b>299</b>	<b>242</b>	<b>-19%</b>	<b>21%</b>	<b>16%</b>	<b>236</b>	<b>181</b>	<b>1,422</b>	<b>1,471</b>	<b>3%</b>

NOTE: Some Multicounty Litigation (MCL) cases were transferred in November 2014: Atlantic to Bergen = 8,935; Atlantic to Middlesex = 4,070.

**CIVIL BACKLOG SUMMARY BY CASETYPE**

June 2024

**GLOUCESTER**

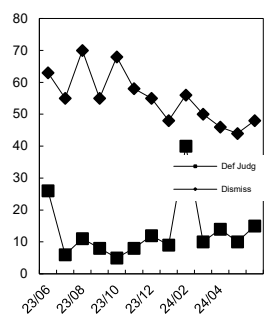
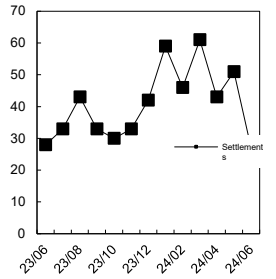
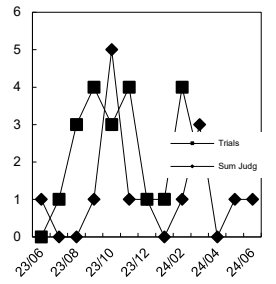
	Cases in Backlog															Total Backlog
	Track 1					Track 2				Track 3			Track 4			
	12 to 18 months	18 to 24 months	24 to 36 months	over 36 months	Total Track 1	18 to 24 months	24 to 36 months	over 36 months	Total Track 2	24 to 36 months	over 36 months	Total Track 3	24 to 36 months	over 36 months	Total Track 4	
Act on Neg Inst	0	0	0	0	0	0	0	0	0	0	0	0	0	0	0	0
Asbestos	0	0	0	0	0	0	0	0	0	0	0	0	0	0	0	0
Assault & Bat	0	0	0	0	0	0	0	0	0	2	0	2	0	0	0	2
Auto - Pers Inj	0	0	0	0	0	44	21	11	76	0	0	0	0	0	0	76
Auto - Property	0	0	0	0	0	0	0	0	0	0	0	0	0	0	0	0
Book Account	5	2	0	0	7	0	0	0	0	0	0	0	0	0	0	7
Civil Rights	0	0	0	0	0	0	0	0	0	3	0	3	0	0	0	3
Complex Comm	0	0	0	0	0	0	0	0	0	0	0	0	0	3	3	3
Condemnation	0	0	0	0	0	0	0	0	0	0	0	0	0	0	0	0
Construction	0	0	0	0	0	0	1	1	2	0	0	0	0	0	0	2
Contract/Comm	0	0	0	0	0	10	5	2	17	0	0	0	0	0	0	17
Employment	0	0	0	0	0	2	0	0	2	0	0	0	0	0	0	2
Lieu of P. Writ	0	0	0	0	0	0	0	0	0	0	0	0	1	0	1	1
Medical Malprac	0	0	0	0	0	0	0	0	0	11	14	25	0	0	0	25
Name Change	0	0	0	0	0	0	0	0	0	0	0	0	0	0	0	0
Other Insurance	1	0	1	1	3	0	0	0	0	0	0	0	0	0	0	3
Other MCL	0	0	0	0	0	0	0	0	0	0	0	0	0	0	0	0
Other Track 1	11	2	0	1	14	0	0	0	0	0	1	1	0	0	0	15
Other Track 3	0	0	0	0	0	0	0	0	0	6	4	10	0	0	0	10
Other Track 4	0	0	0	0	0	0	0	0	0	0	0	0	0	7	7	7
Personal Injury	0	0	0	0	0	24	15	3	42	1	0	1	0	0	0	43
Prod Liability	0	0	0	0	0	0	0	0	0	3	0	3	0	0	0	3
Prof Malpractic	0	0	0	0	0	0	0	0	0	2	3	5	0	0	0	5
PIP Coverage	0	1	0	0	1	0	0	0	0	0	0	0	0	0	0	1
Real Property	0	0	1	1	2	0	0	0	0	0	0	0	0	0	0	2
Tort Other	0	0	0	0	0	4	2	2	8	0	0	0	0	0	0	8
Toxic Tort	0	0	0	0	0	0	0	0	0	0	0	0	0	0	0	0
UM/UIM Bod Inj	0	0	0	0	0	3	3	1	7	0	0	0	0	0	0	7
<b>Total</b>	<b>17</b>	<b>5</b>	<b>2</b>	<b>3</b>	<b>27</b>	<b>87</b>	<b>47</b>	<b>20</b>	<b>154</b>	<b>28</b>	<b>22</b>	<b>50</b>	<b>1</b>	<b>10</b>	<b>11</b>	<b>242</b>

NOTE: Some Multicounty Litigation (MCL) cases were transferred in November 2014: Atlantic to Bergen = 8,935; Atlantic to Middlesex = 4,070.

**CIVIL RESOLUTION SUMMARY BY CASETYPE  
JULY 2023 - JUNE 2024  
GLOUCESTER**

	Trial			Summary					Total	Percent resolved by						Monthly Resolutions
	Jury	Nonjury	Total	Judgment	Settlement	Default Judgment	Dismiss	Other		Trial	Sum Jud	Settle	Default J	Dismiss	Other	
Act on Neg Inst	0	0	0	2	0	2	1	0	5	0%	40%	0%	40%	20%	0%	
Asbestos	0	0	0	0	0	0	0	0	0	0%	0%	0%	0%	0%	0%	
Assault & Bat	0	1	1	0	0	0	0	1	2	50%	0%	0%	0%	0%	50%	
Auto - Pers Inj	9	0	9	2	189	3	192	22	417	2%	0%	45%	1%	46%	5%	
Auto - Property	0	0	0	0	9	11	10	0	30	0%	0%	30%	37%	33%	0%	
Book Account	0	0	0	1	33	59	69	3	165	0%	1%	20%	36%	42%	2%	
Civil Rights	0	0	0	0	1	0	6	5	12	0%	0%	8%	0%	50%	42%	
Complex Commerc	0	0	0	0	0	0	3	3	6	0%	0%	0%	0%	50%	50%	
Condemnation	0	0	0	0	0	1	0	4	5	0%	0%	0%	20%	0%	80%	
Construction	0	0	0	0	4	0	6	0	10	0%	0%	40%	0%	60%	0%	
Contract/Commer	3	3	6	2	43	51	100	15	217	3%	1%	20%	24%	46%	7%	
Employment	1	0	1	0	1	0	3	3	8	13%	0%	13%	0%	38%	38%	
Lieu of P. Writ	0	0	0	0	1	0	8	5	14	0%	0%	7%	0%	57%	36%	
Medical Malprac	0	0	0	1	15	0	15	0	31	0%	3%	48%	0%	48%	0%	
Name Change	0	0	0	0	0	0	3	79	82	0%	0%	0%	0%	4%	96%	
Other Insurance	0	0	0	0	1	0	4	1	6	0%	0%	17%	0%	67%	17%	
Other MCL	0	0	0	0	0	0	0	0	0	0%	0%	0%	0%	0%	0%	
Other Track 1	0	2	2	1	34	10	49	31	127	2%	1%	27%	8%	39%	24%	
Other Track 3	0	1	1	0	21	0	40	16	78	1%	0%	27%	0%	51%	21%	
Other Track 4	0	0	0	0	4	1	3	2	10	0%	0%	40%	10%	30%	20%	
Personal Injury	2	2	4	2	93	7	101	20	227	2%	1%	41%	3%	44%	9%	
Prod Liability	1	0	1	1	1	0	1	2	6	17%	17%	17%	0%	17%	33%	
Prof Malpractic	2	0	2	1	9	0	5	2	19	11%	5%	47%	0%	26%	11%	
PIP Coverage	0	0	0	0	0	0	1	0	1	0%	0%	0%	0%	100%	0%	
Real Property	0	0	0	0	3	0	5	2	10	0%	0%	30%	0%	50%	20%	
Tort Other	1	0	1	1	20	2	14	4	42	2%	2%	48%	5%	33%	10%	
Toxic Tort	0	0	0	0	0	0	0	0	0	0%	0%	0%	0%	0%	0%	
UM/UIM Bod Inj	1	0	1	0	19	1	14	1	36	3%	0%	53%	3%	39%	3%	
<b>Total</b>	<b>20</b>	<b>9</b>	<b>29</b>	<b>14</b>	<b>501</b>	<b>148</b>	<b>653</b>	<b>221</b>	<b>1,566</b>	<b>2%</b>	<b>1%</b>	<b>32%</b>	<b>9%</b>	<b>42%</b>	<b>14%</b>	

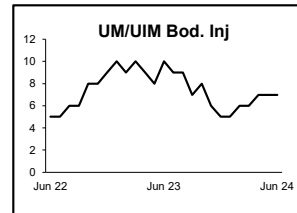
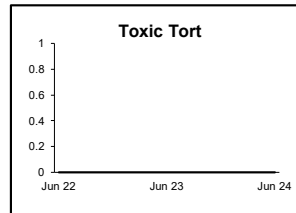
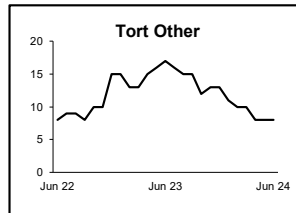
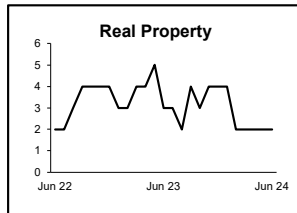
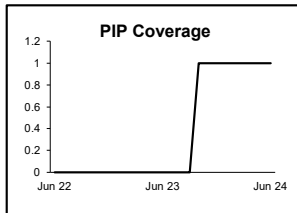
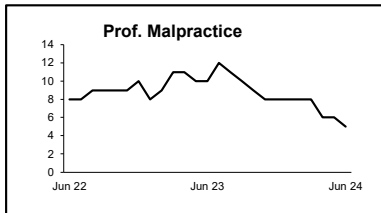
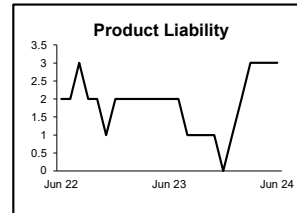
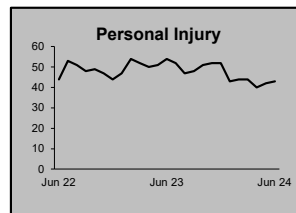
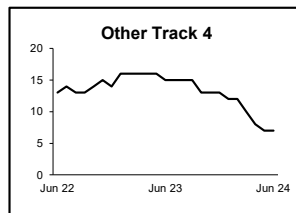
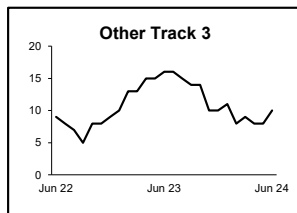
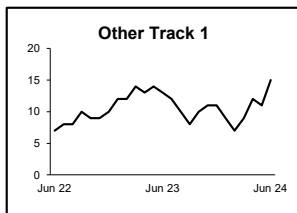
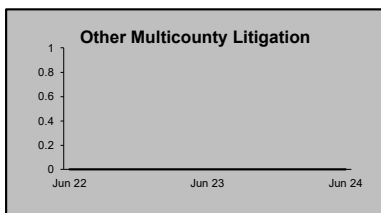
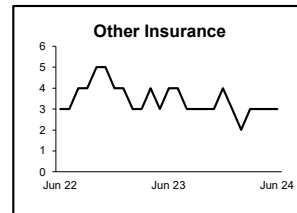
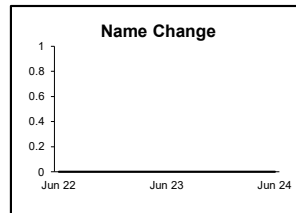
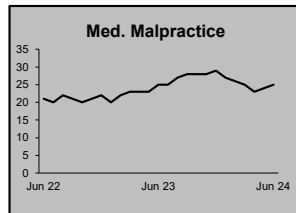
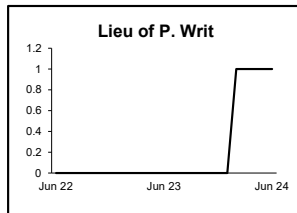
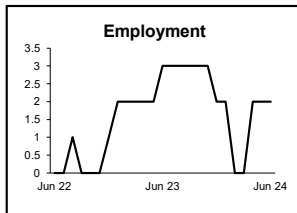
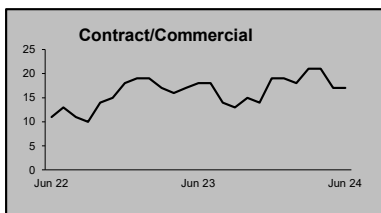
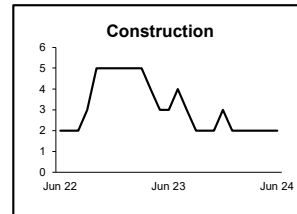
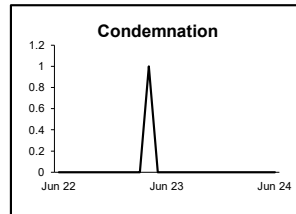
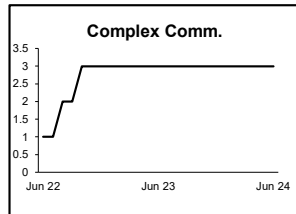
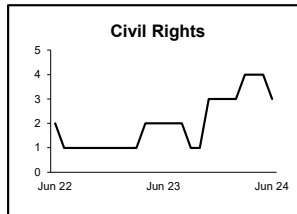
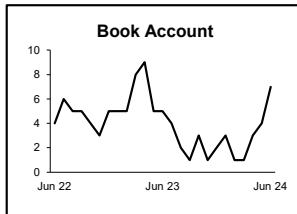
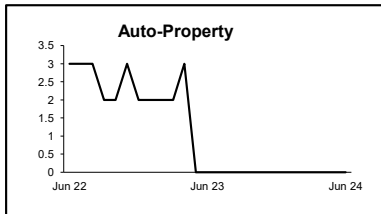
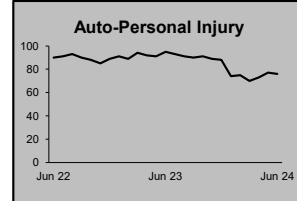
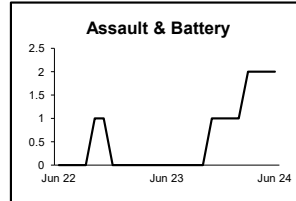
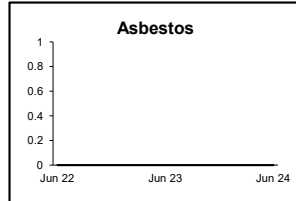
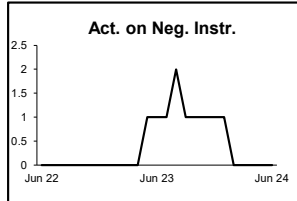
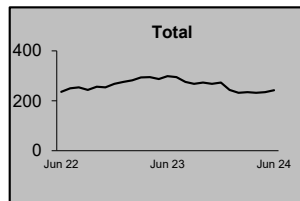
Monthly Resolutions



NOTE: Some Multicounty Litigation (MCL) cases were transferred in November 2014: Atlantic to Bergen = 8,935; Atlantic to Middlesex = 4,070.

**CIVIL BACKLOG BY CASETYPE  
JUNE 2024  
GLOUCESTER**

	<b>Total</b>	<b>Backlog</b>	<b>% chg</b>
Jun 22		235	
Jun 23		299	27%
Jun 24		242	-19%



1) Casetypes with the state's largest backlogs are highlighted.

2) Some Multicounty Litigation (MCL) cases were transferred in November 2014: Atlantic to Bergen = 8,935; Atlantic to Middlesex = 4,070.

**CIVIL CASELOAD SUMMARY BY CASETYPE**  
**JULY 2023 - JUNE 2024**  
**HUDSON**

	Filings			Resolutions			Clearance		Backlog			Backlog Percent		Backlog Per 100 Monthly Filings		Active Pending		
	Jul 2022 to Jun 2023	Jul 2023 to Jun 2024	percent change	Jul 2022 to Jun 2023	Jul 2023 to Jun 2024	percent change	Jul 2023 - Jun 2024		Jun 2023	Jun 2024	percent change	Jun 2023	Jun 2024	Jun 2023	Jun 2024	Jun 2023	Jun 2024	percent change
	number	percent																
Act on Neg Inst	4	10	150%	3	5	67%	-5	50%	0	0	0%	0%	0%	0	0	2	7	250%
Asbestos	0	0	0%	0	0	0%	0	100%	0	0	0%	0%	0%	0	0	0	0	0%
Assault & Bat	11	14	27%	13	19	46%	5	136%	13	18	38%	33%	51%	1,418	1,543	39	35	-10%
Auto - Pers Inj	1,801	1,756	-2%	2,117	2,000	-6%	244	114%	620	387	-38%	27%	19%	413	264	2,301	2,061	-10%
Auto - Property	82	71	-13%	80	78	-3%	7	110%	4	3	-25%	7%	6%	59	51	58	51	-12%
Book Account	457	553	21%	533	454	-15%	-99	82%	39	27	-31%	16%	8%	102	59	242	334	38%
Civil Rights	15	21	40%	14	12	-14%	-9	57%	5	6	20%	29%	23%	400	343	17	26	53%
Complex Comm	39	21	-46%	28	15	-46%	-6	71%	11	16	45%	28%	33%	338	914	40	48	20%
Condemnation	8	85	963%	6	32	433%	-53	38%	6	7	17%	32%	10%	900	99	19	72	279%
Construction	32	32	0%	22	24	9%	-8	75%	8	12	50%	24%	29%	300	450	33	42	27%
Contract/Comm	621	663	7%	576	629	9%	-34	95%	99	78	-21%	19%	14%	191	141	528	561	6%
Employment	14	21	50%	10	19	90%	-2	90%	8	1	-88%	57%	6%	686	57	14	17	21%
Lieu of P. Writ	46	39	-15%	27	26	-4%	-13	67%	29	45	55%	35%	47%	757	1,385	82	96	17%
Medical Malprac	40	38	-5%	36	41	14%	3	108%	47	47	0%	43%	43%	1,410	1,484	110	109	-1%
Name Change	244	252	3%	221	250	13%	-2	99%	0	0	0%	0%	0%	0	0	40	44	10%
Other Insurance	33	25	-24%	30	31	3%	6	124%	11	7	-36%	37%	28%	400	336	30	25	-17%
Other MCL	0	0	0%	0	0	0%	0	100%	0	0	0%	0%	0%	0	0	0	0	0%
Other Track 1	212	218	3%	227	198	-13%	-20	91%	52	36	-31%	36%	24%	294	198	145	153	6%
Other Track 3	143	147	3%	117	161	38%	14	110%	48	36	-25%	26%	21%	403	294	188	175	-7%
Other Track 4	9	21	133%	19	20	5%	-1	95%	21	19	-10%	66%	53%	2,800	1,086	32	36	13%
Personal Injury	686	706	3%	693	719	4%	13	102%	328	243	-26%	31%	24%	574	413	1,054	1,032	-2%
Prod Liability	11	5	-55%	13	12	-8%	7	240%	3	6	100%	17%	46%	327	1,440	18	13	-28%
Prof Malpractic	16	23	44%	19	32	68%	9	139%	31	17	-45%	63%	39%	2,325	887	49	44	-10%
PIP Coverage	14	13	-7%	16	11	-31%	-2	85%	1	2	100%	13%	20%	86	185	8	10	25%
Real Property	37	28	-24%	29	34	17%	6	121%	7	9	29%	23%	41%	227	386	31	22	-29%
Tort Other	157	126	-20%	140	161	15%	35	128%	60	33	-45%	33%	23%	459	314	181	146	-19%
Toxic Tort	1	0	-100%	1	1	0%	1	100%	0	1		0%	100%	0		2	1	-50%
UM/UIM Bod Inj	69	61	-12%	89	86	-3%	25	141%	30	12	-60%	34%	18%	522	236	89	66	-26%
<b>Total</b>	<b>4,802</b>	<b>4,949</b>	<b>3%</b>	<b>5,079</b>	<b>5,070</b>	<b>0%</b>	<b>121</b>	<b>102%</b>	<b>1,481</b>	<b>1,068</b>	<b>-28%</b>	<b>28%</b>	<b>20%</b>	<b>370</b>	<b>259</b>	<b>5,352</b>	<b>5,226</b>	<b>-2%</b>

NOTE: Some Multicounty Litigation (MCL) cases were transferred in November 2014: Atlantic to Bergen = 8,935; Atlantic to Middlesex = 4,070.

**CIVIL BACKLOG SUMMARY BY CASETYPE**

**June 2024**

**HUDSON**

	<b>Cases in Backlog</b>															<b>Total Backlog</b>
	Track 1					Track 2				Track 3			Track 4			
	12 to 18 months	18 to 24 months	24 to 36 months	over 36 months	Total Track 1	18 to 24 months	24 to 36 months	over 36 months	Total Track 2	24 to 36 months	over 36 months	Total Track 3	24 to 36 months	over 36 months	Total Track 4	
Act on Neg Inst	0	0	0	0	0	0	0	0	0	0	0	0	0	0	0	0
Asbestos	0	0	0	0	0	0	0	0	0	0	0	0	0	0	0	0
Assault & Bat	0	0	0	0	0	0	1	0	1	12	5	17	0	0	0	18
Auto - Pers Inj	0	0	0	0	0	204	132	51	387	0	0	0	0	0	0	387
Auto - Property	0	0	0	0	0	2	1	0	3	0	0	0	0	0	0	3
Book Account	14	2	5	5	26	0	0	0	0	0	0	0	1	0	1	27
Civil Rights	0	0	0	0	0	0	2	0	2	2	2	4	0	0	0	6
Complex Comm	0	0	0	0	0	0	0	0	0	1	0	1	5	10	15	16
Condemnation	0	0	0	0	0	0	0	0	0	5	2	7	0	0	0	7
Construction	0	0	0	0	0	4	4	4	12	0	0	0	0	0	0	12
Contract/Comm	0	0	0	0	0	28	30	20	78	0	0	0	0	0	0	78
Employment	0	0	0	0	0	0	0	1	1	0	0	0	0	0	0	1
Lieu of P. Writ	0	0	0	0	0	0	0	0	0	0	0	0	16	29	45	45
Medical Malprac	0	0	0	0	0	0	0	0	0	22	25	47	0	0	0	47
Name Change	0	0	0	0	0	0	0	0	0	0	0	0	0	0	0	0
Other Insurance	3	1	1	2	7	0	0	0	0	0	0	0	0	0	0	7
Other MCL	0	0	0	0	0	0	0	0	0	0	0	0	0	0	0	0
Other Track 1	14	6	5	11	36	0	0	0	0	0	0	0	0	0	0	36
Other Track 3	0	0	0	0	0	0	0	0	0	16	20	36	0	0	0	36
Other Track 4	0	0	0	0	0	0	0	0	0	0	0	0	5	14	19	19
Personal Injury	0	0	0	0	0	120	88	35	243	0	0	0	0	0	0	243
Prod Liability	0	0	0	0	0	0	0	0	0	4	2	6	0	0	0	6
Prof Malpractic	0	0	0	0	0	0	0	0	0	5	12	17	0	0	0	17
PIP Coverage	1	1	0	0	2	0	0	0	0	0	0	0	0	0	0	2
Real Property	6	2	0	1	9	0	0	0	0	0	0	0	0	0	0	9
Tort Other	0	0	0	0	0	14	14	5	33	0	0	0	0	0	0	33
Toxic Tort	0	0	0	0	0	0	0	0	0	1	0	1	0	0	0	1
UM/UIM Bod Inj	0	0	0	0	0	9	3	0	12	0	0	0	0	0	0	12
<b>Total</b>	<b>38</b>	<b>12</b>	<b>11</b>	<b>19</b>	<b>80</b>	<b>381</b>	<b>275</b>	<b>116</b>	<b>772</b>	<b>68</b>	<b>68</b>	<b>136</b>	<b>27</b>	<b>53</b>	<b>80</b>	<b>1,068</b>

NOTE: Some Multicounty Litigation (MCL) cases were transferred in November 2014: Atlantic to Bergen = 8,935; Atlantic to Middlesex = 4,070.

**CIVIL RESOLUTION SUMMARY BY CASETYPE  
JULY 2023 - JUNE 2024  
HUDSON**

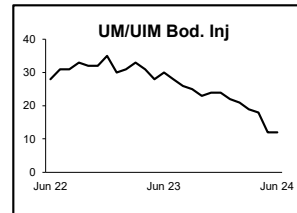
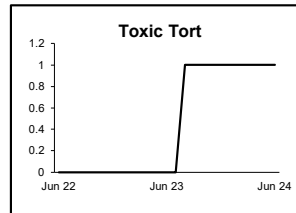
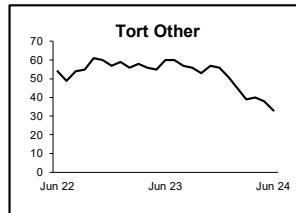
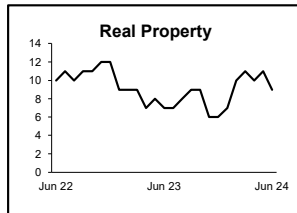
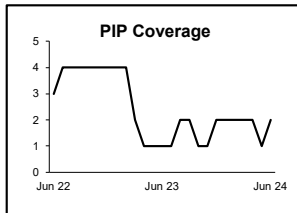
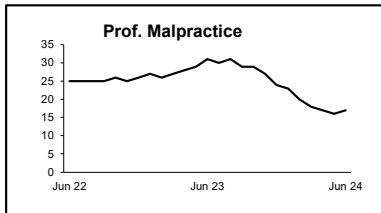
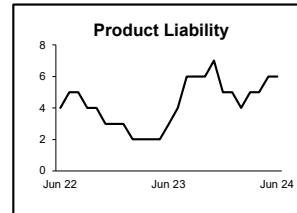
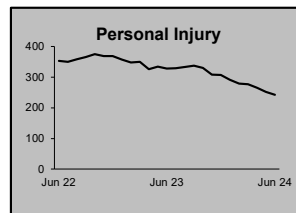
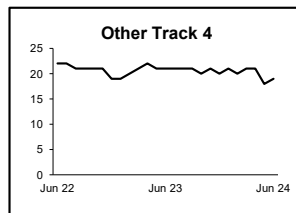
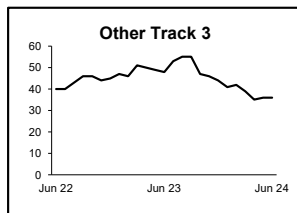
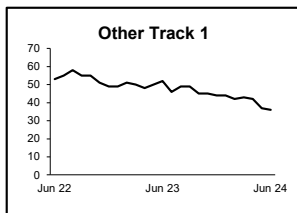
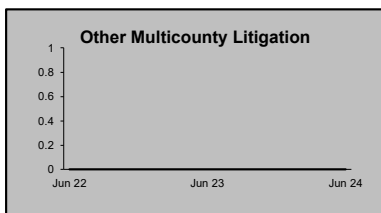
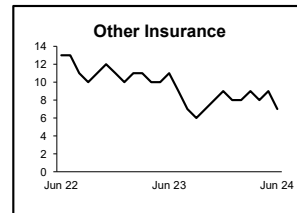
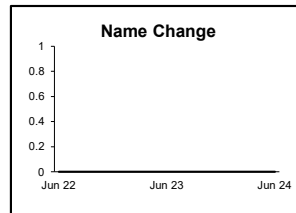
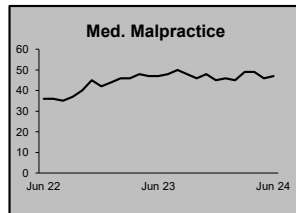
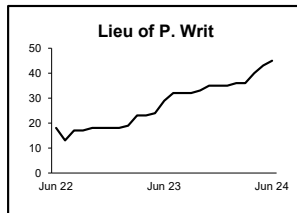
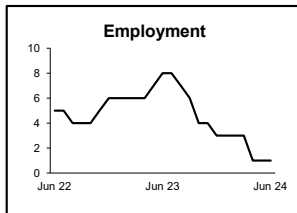
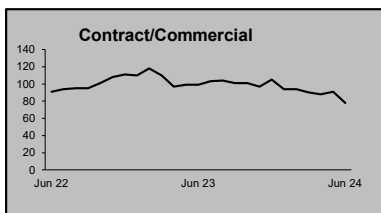
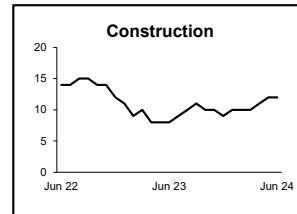
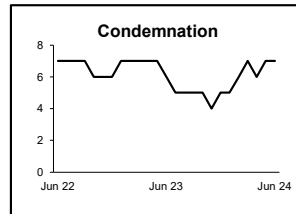
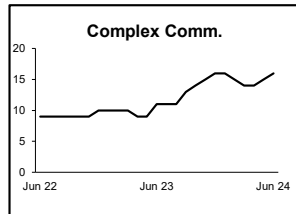
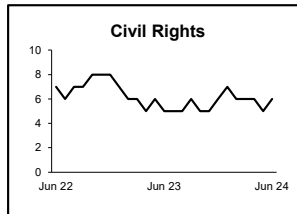
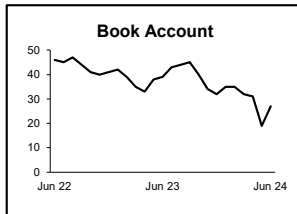
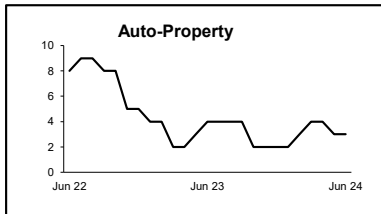
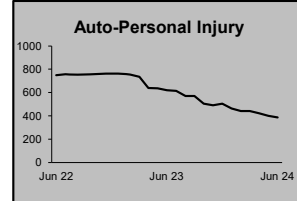
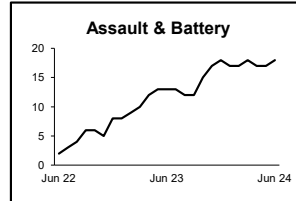
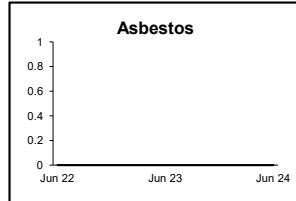
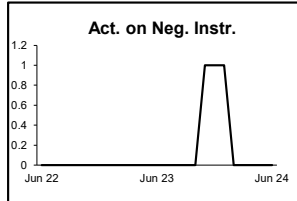
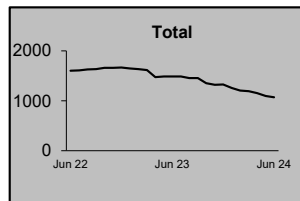
	Trial			Summary					Total	Percent resolved by						Monthly Resolutions
	Jury	Nonjury	Total	Judgment	Settlement	Default Judgment	Dismiss	Other		Trial	Sum Jud	Settle	Default J	Dismiss	Other	
Act on Neg Inst	0	0	0	0	2	1	0	2	5	0%	0%	40%	20%	0%	40%	
Asbestos	0	0	0	0	0	0	0	0	0	0%	0%	0%	0%	0%	0%	
Assault & Bat	0	0	0	0	9	1	9	0	19	0%	0%	47%	5%	47%	0%	
Auto - Pers Inj	12	1	13	11	1,375	13	512	76	2,000	1%	1%	69%	1%	26%	4%	
Auto - Property	0	0	0	0	23	27	28	0	78	0%	0%	29%	35%	36%	0%	
Book Account	1	3	4	5	120	148	173	4	454	1%	1%	26%	33%	38%	1%	
Civil Rights	1	0	1	1	3	0	5	2	12	8%	8%	25%	0%	42%	17%	
Complex Commerc	0	0	0	0	5	1	7	2	15	0%	0%	33%	7%	47%	13%	
Condemnation	0	0	0	0	9	0	3	20	32	0%	0%	28%	0%	9%	63%	
Construction	0	0	0	0	11	1	11	1	24	0%	0%	46%	4%	46%	4%	
Contract/Commer	3	5	8	11	197	141	243	29	629	1%	2%	31%	22%	39%	5%	
Employment	0	0	0	1	7	1	6	4	19	0%	5%	37%	5%	32%	21%	
Lieu of P. Writ	0	0	0	2	10	1	11	2	26	0%	8%	38%	4%	42%	8%	
Medical Malprac	0	0	0	1	28	1	10	1	41	0%	2%	68%	2%	24%	2%	
Name Change	0	0	0	0	0	0	1	249	250	0%	0%	0%	0%	0%	100%	
Other Insurance	1	0	1	0	13	1	11	5	31	3%	0%	42%	3%	35%	16%	
Other MCL	0	0	0	0	0	0	0	0	0	0%	0%	0%	0%	0%	0%	
Other Track 1	2	2	4	2	74	12	45	61	198	2%	1%	37%	6%	23%	31%	
Other Track 3	1	1	2	4	82	1	34	38	161	1%	2%	51%	1%	21%	24%	
Other Track 4	0	0	0	0	10	4	3	3	20	0%	0%	50%	20%	15%	15%	
Personal Injury	7	1	8	27	476	9	154	45	719	1%	4%	66%	1%	21%	6%	
Prod Liability	0	0	0	0	8	0	2	2	12	0%	0%	67%	0%	17%	17%	
Prof Malpractic	2	0	2	3	18	0	7	2	32	6%	9%	56%	0%	22%	6%	
PIP Coverage	0	0	0	1	5	0	4	1	11	0%	9%	45%	0%	36%	9%	
Real Property	0	0	0	0	10	3	18	3	34	0%	0%	29%	9%	53%	9%	
Tort Other	2	0	2	2	64	6	79	8	161	1%	1%	40%	4%	49%	5%	
Toxic Tort	0	0	0	0	1	0	0	0	1	0%	0%	100%	0%	0%	0%	
UM/UIM Bod Inj	1	0	1	1	66	1	16	1	86	1%	1%	77%	1%	19%	1%	
<b>Total</b>	<b>33</b>	<b>13</b>	<b>46</b>	<b>72</b>	<b>2,626</b>	<b>373</b>	<b>1,392</b>	<b>561</b>	<b>5,070</b>	<b>1%</b>	<b>1%</b>	<b>52%</b>	<b>7%</b>	<b>27%</b>	<b>11%</b>	

NOTE: Some Multicounty Litigation (MCL) cases were transferred in November 2014: Atlantic to Bergen = 8,935; Atlantic to Middlesex = 4,070.



**CIVIL BACKLOG BY CASETYPE  
JUNE 2024  
HUDSON**

	<b>Total</b>	<b>Backlog</b>	<b>% chg</b>
Jun 22		1,597	
Jun 23		1,481	-7%
Jun 24		1,068	-28%



1) Casetypes with the state's largest backlogs are highlighted.

2) Some Multicounty Litigation (MCL) cases were transferred in November 2014: Atlantic to Bergen = 8,935; Atlantic to Middlesex = 4,070.

**CIVIL CASELOAD SUMMARY BY CASETYPE**  
**JULY 2023 - JUNE 2024**  
**HUNTERDON**

	Filings			Resolutions			Clearance		Backlog			Backlog Percent		Backlog Per 100 Monthly Filings		Active Pending		
	Jul 2022 to Jun 2023	Jul 2023 to Jun 2024	percent change	Jul 2022 to Jun 2023	Jul 2023 to Jun 2024	percent change	Jul 2023 - Jun 2024		Jun 2023	Jun 2024	percent change	Jun 2023	Jun 2024	Jun 2023	Jun 2024	Jun 2023	Jun 2024	percent change
	number	percent																
Act on Neg Inst	3	2	-33%	4	3	-25%	1	150%	1	1	0%	50%	100%	400	600	2	1	-50%
Asbestos	0	0	0%	0	0	0%	0	100%	0	0	0%	0%	0%	0	0	0	0	0%
Assault & Bat	3	0	-100%	2	0	-100%	0	100%	1	9	800%	8%	75%	400		12	12	0%
Auto - Pers Inj	62	78	26%	73	63	-14%	-15	81%	39	34	-13%	37%	28%	755	523	105	120	14%
Auto - Property	6	10	67%	7	5	-29%	-5	50%	2	0	-100%	50%	0%	400	0	4	9	125%
Book Account	59	104	76%	77	77	0%	-27	74%	6	7	17%	15%	10%	122	81	39	67	72%
Civil Rights	8	9	13%	6	6	0%	-3	67%	1	12	>999%	7%	67%	150	1,600	15	18	20%
Complex Comm	4	1	-75%	2	1	-50%	0	100%	2	3	50%	22%	33%	600	3,600	9	9	0%
Condemnation	0	2		0	1		-1	50%	0	0	0%	0%	0%	0	0	0	1	
Construction	4	9	125%	4	5	25%	-4	56%	1	1	0%	14%	9%	300	133	7	11	57%
Contract/Comm	84	99	18%	89	91	2%	-8	92%	15	20	33%	21%	24%	214	242	73	83	14%
Employment	5	4	-20%	3	2	-33%	-2	50%	0	0	0%	0%	0%	0	0	2	4	100%
Lieu of P. Writ	8	3	-63%	5	4	-20%	1	133%	3	3	0%	27%	30%	450	1,200	11	10	-9%
Medical Malprac	8	4	-50%	7	2	-71%	-2	50%	20	19	-5%	69%	61%	3,000	5,700	29	31	7%
Name Change	82	67	-18%	84	67	-20%	0	100%	0	0	0%	0%	0%	0	0	13	13	0%
Other Insurance	5	1	-80%	6	3	-50%	2	300%	1	0	-100%	33%	0%	240	0	3	1	-67%
Other MCL	0	1		0	0	0%	-1	0%	0	0	0%	0%	0%	0	0	0	0	0%
Other Track 1	41	43	5%	40	34	-15%	-9	79%	3	3	0%	16%	12%	88	84	19	26	37%
Other Track 3	23	18	-22%	28	20	-29%	2	111%	7	12	71%	20%	35%	365	800	35	34	-3%
Other Track 4	4	1	-75%	2	2	0%	1	200%	3	4	33%	50%	80%	900	4,800	6	5	-17%
Personal Injury	45	39	-13%	43	47	9%	8	121%	32	28	-13%	39%	37%	853	862	83	75	-10%
Prod Liability	6	3	-50%	2	10	400%	7	333%	1	0	-100%	14%	0%	200	0	7	1	-86%
Prof Malpractic	5	5	0%	6	11	83%	6	220%	5	4	-20%	36%	36%	1,200	960	14	11	-21%
PIP Coverage	2	1	-50%	2	0	-100%	-1	0%	0	0	0%	0%	0%	0	0	0	1	
Real Property	4	7	75%	6	4	-33%	-3	57%	3	2	-33%	75%	33%	900	343	4	6	50%
Tort Other	14	15	7%	17	10	-41%	-5	67%	9	9	0%	53%	39%	771	720	17	23	35%
Toxic Tort	1	3	200%	1	1	0%	-2	33%	0	0	0%	0%	0%	0	0	0	2	
UM/UM Bod Inj	2	6	200%	2	6	200%	0	100%	5	3	-40%	63%	38%	3,000	600	8	8	0%
<b>Total</b>	<b>488</b>	<b>535</b>	<b>10%</b>	<b>518</b>	<b>475</b>	<b>-8%</b>	<b>-60</b>	<b>89%</b>	<b>160</b>	<b>174</b>	<b>9%</b>	<b>31%</b>	<b>30%</b>	<b>393</b>	<b>390</b>	<b>517</b>	<b>582</b>	<b>13%</b>

NOTE: Some Multicounty Litigation (MCL) cases were transferred in November 2014: Atlantic to Bergen = 8,935; Atlantic to Middlesex = 4,070.

**CIVIL BACKLOG SUMMARY BY CASETYPE**

June 2024

HUNTERDON

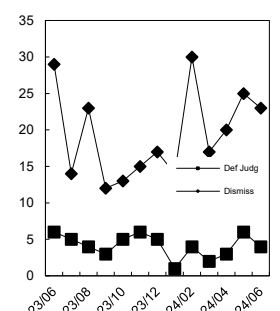
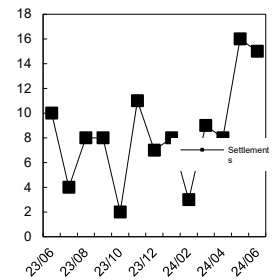
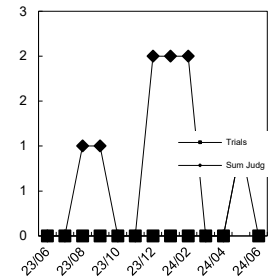
	Cases in Backlog															Total Backlog
	Track 1					Track 2				Track 3			Track 4			
	12 to 18 months	18 to 24 months	24 to 36 months	over 36 months	Total Track 1	18 to 24 months	24 to 36 months	over 36 months	Total Track 2	24 to 36 months	over 36 months	Total Track 3	24 to 36 months	over 36 months	Total Track 4	
Act on Neg Inst	1	0	0	0	1	0	0	0	0	0	0	0	0	0	0	1
Asbestos	0	0	0	0	0	0	0	0	0	0	0	0	0	0	0	0
Assault & Bat	0	0	0	0	0	0	0	0	0	8	1	9	0	0	0	9
Auto - Pers Inj	0	0	0	0	0	7	12	15	34	0	0	0	0	0	0	34
Auto - Property	0	0	0	0	0	0	0	0	0	0	0	0	0	0	0	0
Book Account	0	3	2	2	7	0	0	0	0	0	0	0	0	0	0	7
Civil Rights	0	0	0	0	0	0	0	0	0	11	1	12	0	0	0	12
Complex Comm	0	0	0	0	0	0	0	0	0	0	0	0	2	1	3	3
Condemnation	0	0	0	0	0	0	0	0	0	0	0	0	0	0	0	0
Construction	0	0	0	0	0	0	1	0	1	0	0	0	0	0	0	1
Contract/Comm	2	0	0	0	2	3	10	5	18	0	0	0	0	0	0	20
Employment	0	0	0	0	0	0	0	0	0	0	0	0	0	0	0	0
Lieu of P. Writ	0	0	0	0	0	0	0	0	0	0	0	0	1	2	3	3
Medical Malprac	0	0	0	0	0	0	0	0	0	1	18	19	0	0	0	19
Name Change	0	0	0	0	0	0	0	0	0	0	0	0	0	0	0	0
Other Insurance	0	0	0	0	0	0	0	0	0	0	0	0	0	0	0	0
Other MCL	0	0	0	0	0	0	0	0	0	0	0	0	0	0	0	0
Other Track 1	0	1	2	0	3	0	0	0	0	0	0	0	0	0	0	3
Other Track 3	0	0	0	0	0	0	0	0	0	8	4	12	0	0	0	12
Other Track 4	0	0	0	0	0	0	0	0	0	0	0	0	1	3	4	4
Personal Injury	0	0	0	0	0	7	13	8	28	0	0	0	0	0	0	28
Prod Liability	0	0	0	0	0	0	0	0	0	0	0	0	0	0	0	0
Prof Malpractic	0	0	0	0	0	0	0	0	0	2	2	4	0	0	0	4
PIP Coverage	0	0	0	0	0	0	0	0	0	0	0	0	0	0	0	0
Real Property	0	1	1	0	2	0	0	0	0	0	0	0	0	0	0	2
Tort Other	0	0	0	0	0	0	4	5	9	0	0	0	0	0	0	9
Toxic Tort	0	0	0	0	0	0	0	0	0	0	0	0	0	0	0	0
UM/UIM Bod Inj	0	0	0	0	0	0	2	1	3	0	0	0	0	0	0	3
<b>Total</b>	<b>3</b>	<b>5</b>	<b>5</b>	<b>2</b>	<b>15</b>	<b>17</b>	<b>42</b>	<b>34</b>	<b>93</b>	<b>30</b>	<b>26</b>	<b>56</b>	<b>4</b>	<b>6</b>	<b>10</b>	<b>174</b>

NOTE: Some Multicounty Litigation (MCL) cases were transferred in November 2014: Atlantic to Bergen = 8,935; Atlantic to Middlesex = 4,070.

**CIVIL RESOLUTION SUMMARY BY CASETYPE  
JULY 2023 - JUNE 2024  
HUNTERDON**

	Trial			Summary					Total	Percent resolved by						Monthly Resolutions
	Jury	Nonjury	Total	Judgment	Settlement	Default Judgment	Dismiss	Other		Trial	Sum Jud	Settle	Default J	Dismiss	Other	
Act on Neg Inst	0	0	0	0	0	0	3	0	3	0%	0%	0%	0%	100%	0%	
Asbestos	0	0	0	0	0	0	0	0	0	0%	0%	0%	0%	0%	0%	
Assault & Bat	0	0	0	0	0	0	0	0	0	0%	0%	0%	0%	0%	0%	
Auto - Pers Inj	0	0	0	0	16	1	43	3	63	0%	0%	25%	2%	68%	5%	
Auto - Property	0	0	0	0	1	1	2	1	5	0%	0%	20%	20%	40%	20%	
Book Account	0	0	0	5	19	22	29	2	77	0%	6%	25%	29%	38%	3%	
Civil Rights	0	0	0	0	0	0	6	0	6	0%	0%	0%	0%	100%	0%	
Complex Commerc	0	0	0	0	0	0	1	0	1	0%	0%	0%	0%	100%	0%	
Condemnation	0	0	0	0	0	1	0	0	1	0%	0%	0%	100%	0%	0%	
Construction	0	0	0	1	0	2	2	0	5	0%	20%	0%	40%	40%	0%	
Contract/Commer	1	0	1	2	15	19	47	7	91	1%	2%	16%	21%	52%	8%	
Employment	0	0	0	0	0	0	2	0	2	0%	0%	0%	0%	100%	0%	
Lieu of P. Writ	0	0	0	0	0	0	4	0	4	0%	0%	0%	0%	100%	0%	
Medical Malprac	0	0	0	0	0	0	2	0	2	0%	0%	0%	0%	100%	0%	
Name Change	0	0	0	0	0	0	10	57	67	0%	0%	0%	0%	15%	85%	
Other Insurance	0	0	0	0	1	0	2	0	3	0%	0%	33%	0%	67%	0%	
Other MCL	0	0	0	0	0	0	0	0	0	0%	0%	0%	0%	0%	0%	
Other Track 1	0	0	0	2	8	0	14	10	34	0%	6%	24%	0%	41%	29%	
Other Track 3	0	0	0	0	7	0	7	6	20	0%	0%	35%	0%	35%	30%	
Other Track 4	0	0	0	0	0	1	1	0	2	0%	0%	0%	50%	50%	0%	
Personal Injury	0	0	0	0	21	0	24	2	47	0%	0%	45%	0%	51%	4%	
Prod Liability	0	0	0	0	1	0	5	4	10	0%	0%	10%	0%	50%	40%	
Prof Malpractic	0	0	0	0	5	0	6	0	11	0%	0%	45%	0%	55%	0%	
PIP Coverage	0	0	0	0	0	0	0	0	0	0%	0%	0%	0%	0%	0%	
Real Property	0	0	0	0	1	0	3	0	4	0%	0%	25%	0%	75%	0%	
Tort Other	0	0	0	0	1	1	7	1	10	0%	0%	10%	10%	70%	10%	
Toxic Tort	0	0	0	0	0	0	0	1	1	0%	0%	0%	0%	0%	100%	
UM/UIM Bod Inj	0	0	0	0	3	0	3	0	6	0%	0%	50%	0%	50%	0%	
<b>Total</b>	<b>1</b>	<b>0</b>	<b>1</b>	<b>10</b>	<b>99</b>	<b>48</b>	<b>223</b>	<b>94</b>	<b>475</b>	<b>0%</b>	<b>2%</b>	<b>21%</b>	<b>10%</b>	<b>47%</b>	<b>20%</b>	

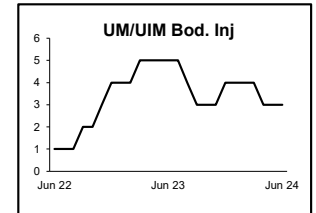
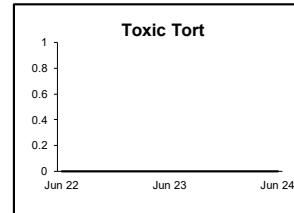
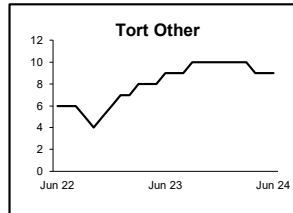
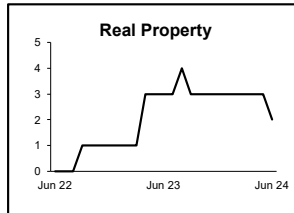
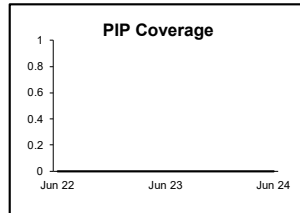
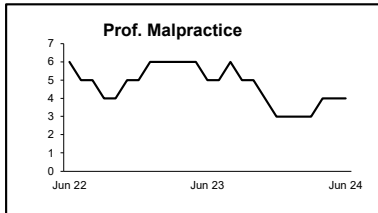
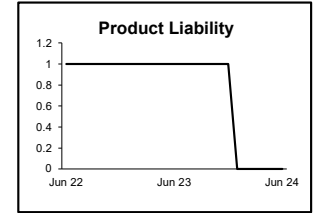
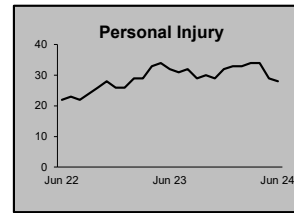
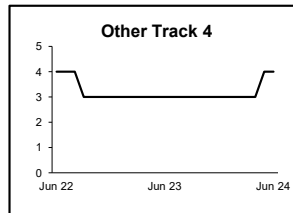
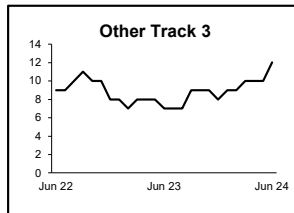
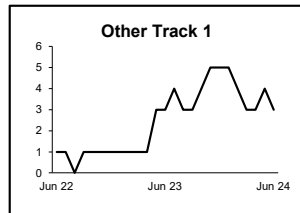
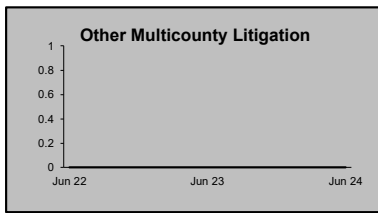
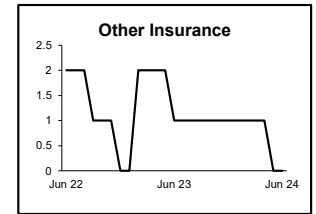
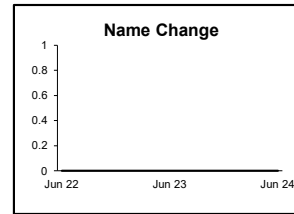
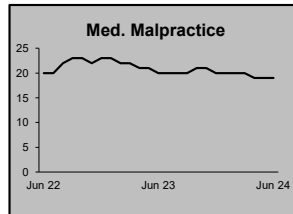
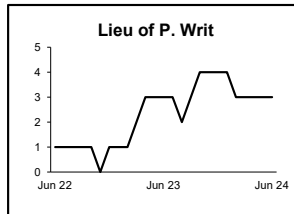
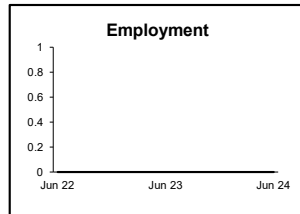
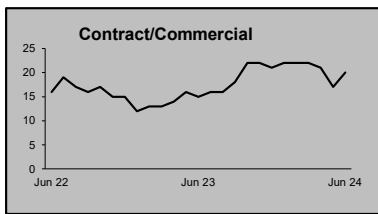
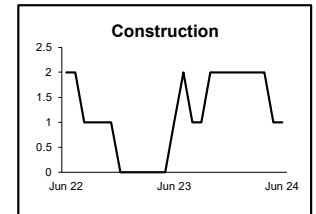
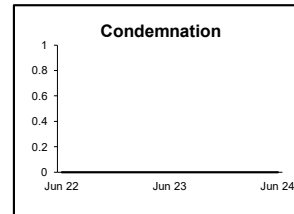
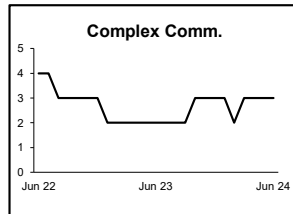
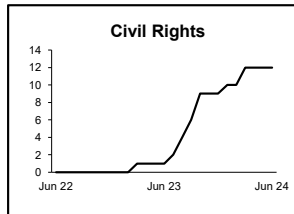
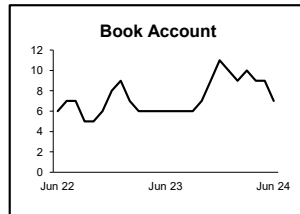
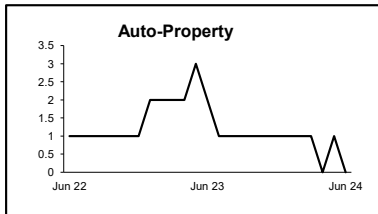
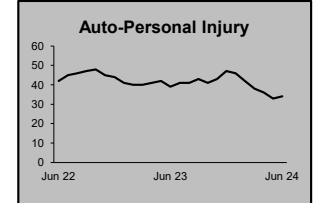
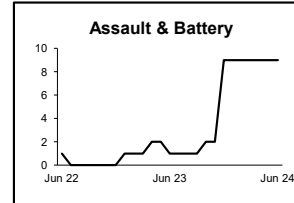
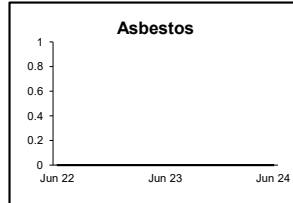
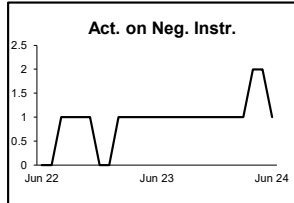
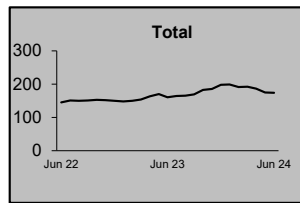
Monthly Resolutions



NOTE: Some Multicounty Litigation (MCL) cases were transferred in November 2014: Atlantic to Bergen = 8,935; Atlantic to Middlesex = 4,070.

**CIVIL BACKLOG BY CASETYPE  
JUNE 2024  
HUNTERDON**

	<b>Total</b>	<b>Backlog</b>	<b>% chg</b>
Jun 22		145	
Jun 23		160	10%
Jun 24		174	9%



1) Casetypes with the state's largest backlogs are highlighted.

2) Some Multicounty Litigation (MCL) cases were transferred in November 2014: Atlantic to Bergen = 8,935; Atlantic to Middlesex = 4,070.

**CIVIL CASELOAD SUMMARY BY CASETYPE  
JULY 2023 - JUNE 2024  
MERCER**

	Filings			Resolutions			Clearance		Backlog			Backlog Percent		Backlog Per 100 Monthly Filings		Active Pending		
	Jul 2022 to Jun 2023	Jul 2023 to Jun 2024	percent change	Jul 2022 to Jun 2023	Jul 2023 to Jun 2024	percent change	Jul 2023 - Jun 2024		Jun 2023	Jun 2024	percent change	Jun 2023	Jun 2024	Jun 2023	Jun 2024	Jun 2023	Jun 2024	percent change
	number	percent																
Act on Neg Inst	5	4	-20%	3	7	133%	3	175%	0	0	0%	0%	0%	0	0	4	1	-75%
Asbestos	0	0	0%	0	0	0%	0	100%	0	0	0%	0%	0%	0	0	0	0	0%
Assault & Bat	11	9	-18%	8	11	38%	2	122%	33	82	148%	33%	85%	3,600	10,933	99	97	-2%
Auto - Pers Inj	686	653	-5%	775	745	-4%	92	114%	253	185	-27%	29%	24%	443	340	864	772	-11%
Auto - Property	37	57	54%	49	42	-14%	-15	74%	2	4	100%	8%	10%	65	84	24	39	63%
Book Account	263	317	21%	260	277	7%	-40	87%	8	4	-50%	6%	2%	37	15	125	165	32%
Civil Rights	47	42	-11%	37	40	8%	-2	95%	27	55	104%	29%	59%	689	1,571	92	94	2%
Complex Comm	20	9	-55%	9	15	67%	6	167%	6	8	33%	23%	38%	360	1,067	26	21	-19%
Condemnation	4	0	-100%	2	1	-50%	1	100%	2	2	0%	50%	67%	600		4	3	-25%
Construction	16	22	38%	15	24	60%	2	109%	9	12	33%	32%	50%	675	655	28	24	-14%
Contract/Comm	327	375	15%	261	395	51%	20	105%	40	32	-20%	14%	12%	147	102	289	268	-7%
Employment	19	16	-16%	12	19	58%	3	119%	2	4	100%	11%	29%	126	300	18	14	-22%
Lieu of P. Writ	17	25	47%	32	19	-41%	-6	76%	2	1	-50%	18%	6%	141	48	11	17	55%
Medical Malprac	34	51	50%	55	44	-20%	-7	86%	46	44	-4%	46%	41%	1,624	1,035	99	108	9%
Name Change	128	112	-13%	129	107	-17%	-5	96%	0	0	0%	0%	0%	0	0	14	19	36%
Other Insurance	20	15	-25%	22	15	-32%	0	100%	4	5	25%	20%	25%	240	400	20	20	0%
Other MCL	4	6	50%	4	6	50%	0	100%	0	0	0%	0%	0%	0	0	0	0	0%
Other Track 1	200	227	14%	204	225	10%	-2	99%	32	33	3%	24%	24%	192	174	134	138	3%
Other Track 3	150	171	14%	136	131	-4%	-40	77%	72	59	-18%	33%	23%	576	414	218	261	20%
Other Track 4	17	22	29%	19	26	37%	4	118%	9	5	-44%	39%	26%	635	273	23	19	-17%
Personal Injury	317	315	-1%	328	307	-6%	-8	97%	158	214	35%	29%	39%	598	815	547	555	1%
Prod Liability	12	6	-50%	12	6	-50%	0	100%	2	1	-50%	20%	10%	200	200	10	10	0%
Prof Malpractic	27	30	11%	26	29	12%	-1	97%	19	14	-26%	39%	27%	844	560	49	52	6%
PIP Coverage	8	4	-50%	7	5	-29%	1	125%	0	1		0%	25%	0	300	5	4	-20%
Real Property	8	9	13%	9	14	56%	5	156%	2	0	-100%	25%	0%	300	0	8	3	-63%
Tort Other	78	72	-8%	77	88	14%	16	122%	42	56	33%	34%	52%	646	933	122	107	-12%
Toxic Tort	1	0	-100%	0	1		1	100%	2	2	0%	50%	67%	2,400		4	3	-25%
UM/UIM Bod Inj	50	51	2%	56	61	9%	10	120%	15	11	-27%	22%	19%	360	259	69	59	-14%
<b>Total</b>	<b>2,506</b>	<b>2,620</b>	<b>5%</b>	<b>2,547</b>	<b>2,660</b>	<b>4%</b>	<b>40</b>	<b>102%</b>	<b>787</b>	<b>834</b>	<b>6%</b>	<b>27%</b>	<b>29%</b>	<b>377</b>	<b>382</b>	<b>2,906</b>	<b>2,873</b>	<b>-1%</b>

NOTE: Some Multicounty Litigation (MCL) cases were transferred in November 2014: Atlantic to Bergen = 8,935; Atlantic to Middlesex = 4,070.

## CIVIL BACKLOG SUMMARY BY CASETYPE

June 2024

MERCER

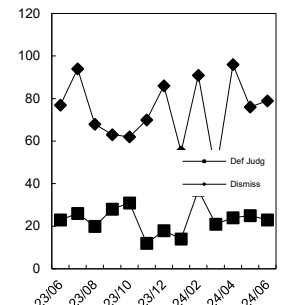
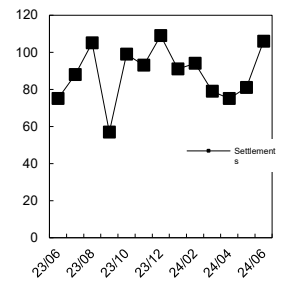
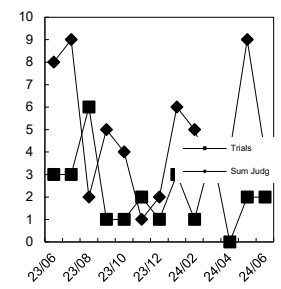
	<b>Cases in Backlog</b>															<b>Total Backlog</b>
	Track 1					Track 2				Track 3			Track 4			
	12 to 18 months	18 to 24 months	24 to 36 months	over 36 months	Total Track 1	18 to 24 months	24 to 36 months	over 36 months	Total Track 2	24 to 36 months	over 36 months	Total Track 3	24 to 36 months	over 36 months	Total Track 4	
Act on Neg Inst	0	0	0	0	0	0	0	0	0	0	0	0	0	0	0	0
Asbestos	0	0	0	0	0	0	0	0	0	0	0	0	0	0	0	0
Assault & Bat	0	0	0	0	0	0	0	0	0	52	30	82	0	0	0	82
Auto - Pers Inj	0	0	0	0	0	76	67	41	184	0	1	1	0	0	0	185
Auto - Property	0	0	0	0	0	2	2	0	4	0	0	0	0	0	0	4
Book Account	0	0	0	0	0	3	1	0	4	0	0	0	0	0	0	4
Civil Rights	0	0	0	0	0	0	0	0	0	32	20	52	0	3	3	55
Complex Comm	0	0	0	0	0	0	0	0	0	0	0	0	2	6	8	8
Condemnation	0	0	0	1	1	0	0	0	0	0	1	1	0	0	0	2
Construction	0	0	0	0	0	3	4	5	12	0	0	0	0	0	0	12
Contract/Comm	0	0	0	0	0	9	9	13	31	1	0	1	0	0	0	32
Employment	0	0	0	0	0	2	1	1	4	0	0	0	0	0	0	4
Lieu of P. Writ	0	0	0	0	0	0	0	0	0	0	0	0	0	1	1	1
Medical Malprac	0	0	0	0	0	0	0	0	0	17	27	44	0	0	0	44
Name Change	0	0	0	0	0	0	0	0	0	0	0	0	0	0	0	0
Other Insurance	0	0	0	0	0	1	3	1	5	0	0	0	0	0	0	5
Other MCL	0	0	0	0	0	0	0	0	0	0	0	0	0	0	0	0
Other Track 1	1	1	2	1	5	4	3	1	8	2	17	19	0	1	1	33
Other Track 3	0	0	0	0	0	0	0	0	0	19	40	59	0	0	0	59
Other Track 4	0	0	0	0	0	0	0	0	0	0	0	0	3	2	5	5
Personal Injury	0	0	0	0	0	58	57	28	143	47	24	71	0	0	0	214
Prod Liability	0	0	0	0	0	0	0	0	0	0	1	1	0	0	0	1
Prof Malpractic	0	0	0	0	0	0	0	0	0	7	7	14	0	0	0	14
PIP Coverage	0	0	0	0	0	0	1	0	1	0	0	0	0	0	0	1
Real Property	0	0	0	0	0	0	0	0	0	0	0	0	0	0	0	0
Tort Other	0	0	0	0	0	5	9	4	18	15	23	38	0	0	0	56
Toxic Tort	0	0	0	0	0	0	0	0	0	0	2	2	0	0	0	2
UM/UIM Bod Inj	0	0	0	0	0	4	7	0	11	0	0	0	0	0	0	11
<b>Total</b>	<b>1</b>	<b>1</b>	<b>2</b>	<b>2</b>	<b>6</b>	<b>167</b>	<b>164</b>	<b>94</b>	<b>425</b>	<b>192</b>	<b>193</b>	<b>385</b>	<b>5</b>	<b>13</b>	<b>18</b>	<b>834</b>

NOTE: Some Multicounty Litigation (MCL) cases were transferred in November 2014: Atlantic to Bergen = 8,935; Atlantic to Middlesex = 4,070.

**CIVIL RESOLUTION SUMMARY BY CASETYPE  
JULY 2023 - JUNE 2024  
MERCER**

	Trial			Summary					Total	Percent resolved by						Monthly Resolutions
	Jury	Nonjury	Total	Judgment	Settlement	Default Judgment	Dismiss	Other		Trial	Sum Jud	Settle	Default J	Dismiss	Other	
Act on Neg Inst	0	0	0	0	1	3	2	1	7	0%	0%	14%	43%	29%	14%	
Asbestos	0	0	0	0	0	0	0	0	0	0%	0%	0%	0%	0%	0%	
Assault & Bat	0	0	0	0	7	0	3	1	11	0%	0%	64%	0%	27%	9%	
Auto - Pers Inj	9	0	9	11	450	13	239	23	745	1%	1%	60%	2%	32%	3%	
Auto - Property	0	0	0	0	9	22	9	2	42	0%	0%	21%	52%	21%	5%	
Book Account	0	1	1	8	65	122	77	4	277	0%	3%	23%	44%	28%	1%	
Civil Rights	0	0	0	2	5	0	27	6	40	0%	5%	13%	0%	68%	15%	
Complex Commerc	0	0	0	0	11	0	3	1	15	0%	0%	73%	0%	20%	7%	
Condemnation	0	0	0	0	1	0	0	0	1	0%	0%	100%	0%	0%	0%	
Construction	0	0	0	0	9	6	8	1	24	0%	0%	38%	25%	33%	4%	
Contract/Commer	1	4	5	13	91	68	162	56	395	1%	3%	23%	17%	41%	14%	
Employment	0	1	1	1	6	0	8	3	19	5%	5%	32%	0%	42%	16%	
Lieu of P. Writ	0	0	0	0	1	0	16	2	19	0%	0%	5%	0%	84%	11%	
Medical Malprac	0	0	0	1	25	0	16	2	44	0%	2%	57%	0%	36%	5%	
Name Change	0	0	0	0	0	0	2	105	107	0%	0%	0%	0%	2%	98%	
Other Insurance	0	2	2	2	2	0	7	2	15	13%	13%	13%	0%	47%	13%	
Other MCL	0	0	0	0	0	0	0	6	6	0%	0%	0%	0%	0%	100%	
Other Track 1	0	1	1	1	53	7	97	66	225	0%	0%	24%	3%	43%	29%	
Other Track 3	0	0	0	5	60	2	44	20	131	0%	4%	46%	2%	34%	15%	
Other Track 4	0	0	0	1	7	5	11	2	26	0%	4%	27%	19%	42%	8%	
Personal Injury	3	1	4	4	186	10	83	20	307	1%	1%	61%	3%	27%	7%	
Prod Liability	0	0	0	0	2	1	3	0	6	0%	0%	33%	17%	50%	0%	
Prof Malpractic	0	0	0	1	18	0	7	3	29	0%	3%	62%	0%	24%	10%	
PIP Coverage	0	0	0	0	2	0	2	1	5	0%	0%	40%	0%	40%	20%	
Real Property	0	0	0	1	2	2	9	0	14	0%	7%	14%	14%	64%	0%	
Tort Other	1	1	2	3	28	17	28	10	88	2%	3%	32%	19%	32%	11%	
Toxic Tort	0	0	0	0	0	0	1	0	1	0%	0%	0%	0%	100%	0%	
UM/UIM Bod Inj	1	0	1	0	36	1	21	2	61	2%	0%	59%	2%	34%	3%	
<b>Total</b>	<b>15</b>	<b>11</b>	<b>26</b>	<b>54</b>	<b>1,077</b>	<b>279</b>	<b>885</b>	<b>339</b>	<b>2,660</b>	<b>1%</b>	<b>2%</b>	<b>40%</b>	<b>10%</b>	<b>33%</b>	<b>13%</b>	

Monthly Resolutions

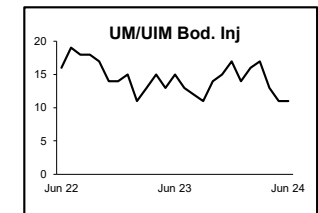
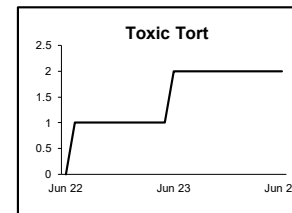
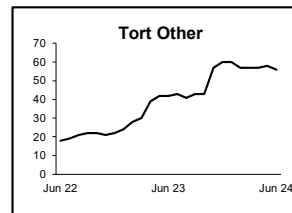
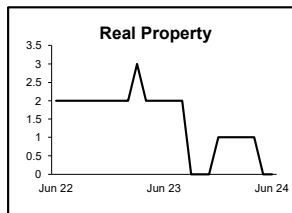
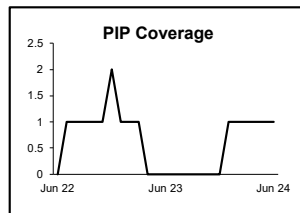
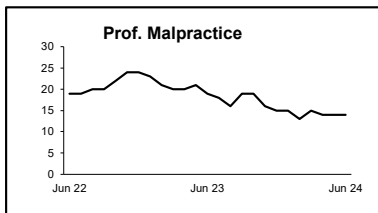
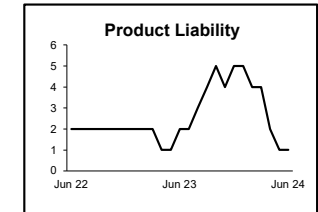
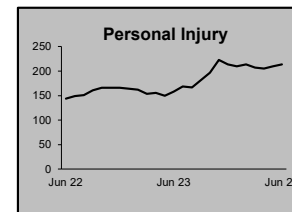
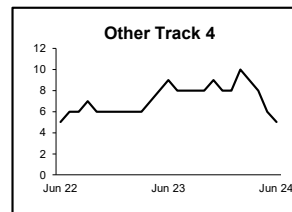
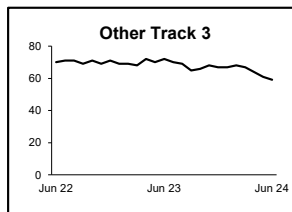
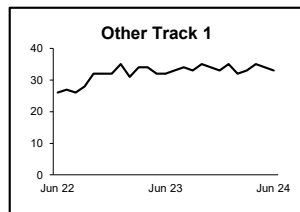
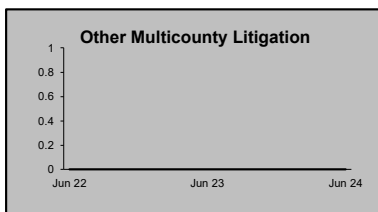
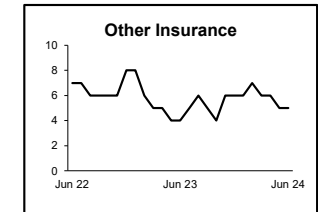
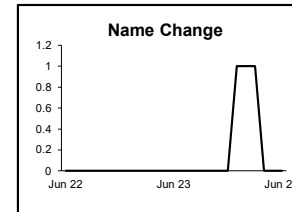
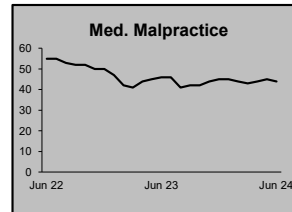
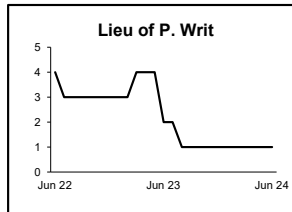
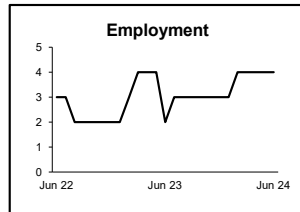
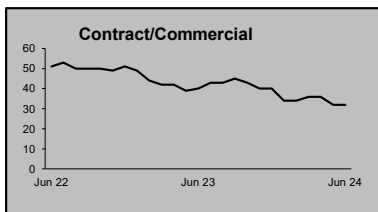
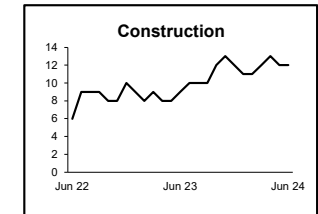
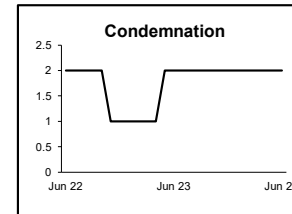
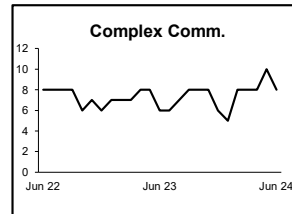
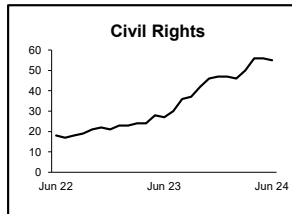
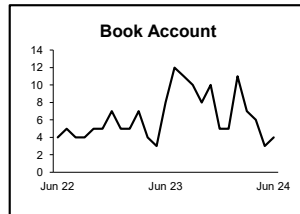
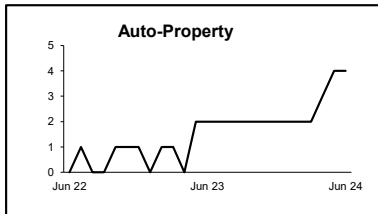
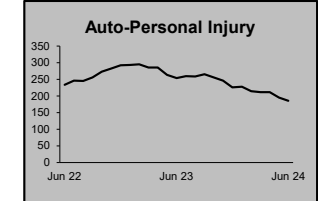
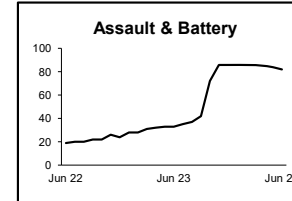
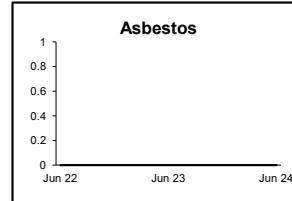
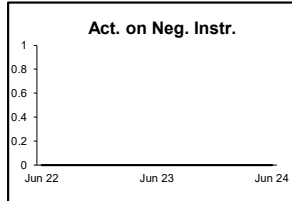
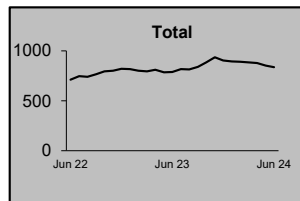


NOTE: Some Multicounty Litigation (MCL) cases were transferred in November 2014: Atlantic to Bergen = 8,935; Atlantic to Middlesex = 4,070.



**CIVIL BACKLOG BY CASETYPE  
JUNE 2024  
MERCER**

	<b>Total</b>	<b>Backlog</b>	<b>% chg</b>
Jun 22		712	
Jun 23		787	11%
Jun 24		834	6%



1) Casetypes with the state's largest backlogs are highlighted.

2) Some Multicounty Litigation (MCL) cases were transferred in November 2014: Atlantic to Bergen = 8,935; Atlantic to Middlesex = 4,070.

**CIVIL CASELOAD SUMMARY BY CASETYPE**  
**JULY 2023 - JUNE 2024**  
**MIDDLESEX**

	Filings			Resolutions			Clearance		Backlog			Backlog Percent		Backlog Per 100 Monthly Filings		Active Pending		
	Jul 2022 to Jun 2023	Jul 2023 to Jun 2024	percent change	Jul 2022 to Jun 2023	Jul 2023 to Jun 2024	percent change	Jul 2023 - Jun 2024		Jun 2023	Jun 2024	percent change	Jun 2023	Jun 2024	Jun 2023	Jun 2024	Jun 2023	Jun 2024	percent change
							number	percent										
Act on Neg Inst	3	12	300%	10	9	-10%	-3	75%	0	0	0%	0%	0%	0	0	2	5	150%
Asbestos	184	185	1%	173	348	101%	163	188%	542	421	-22%	66%	63%	3,535	2,731	827	671	-19%
Assault & Bat	19	13	-32%	21	16	-24%	3	123%	21	31	48%	40%	63%	1,326	2,862	52	49	-6%
Auto - Pers Inj	2,937	3,136	7%	3,207	3,042	-5%	-94	97%	993	811	-18%	26%	20%	406	310	3,858	3,965	3%
Auto - Property	92	84	-9%	100	73	-27%	-11	87%	5	9	80%	9%	13%	65	129	58	69	19%
Book Account	556	696	25%	546	638	17%	-58	92%	10	17	70%	4%	5%	22	29	283	336	19%
Civil Rights	23	48	109%	22	26	18%	-22	54%	12	16	33%	32%	28%	626	400	37	58	57%
Complex Comm	38	20	-47%	38	34	-11%	14	170%	28	25	-11%	49%	54%	884	1,500	57	46	-19%
Condemnation	25	29	16%	21	31	48%	2	107%	1	1	0%	6%	6%	48	41	18	17	-6%
Construction	25	31	24%	34	28	-18%	-3	90%	10	7	-30%	33%	21%	480	271	30	33	10%
Contract/Comm	876	990	13%	840	948	13%	-42	96%	44	54	23%	7%	8%	60	65	634	685	8%
Employment	33	39	18%	34	32	-6%	-7	82%	8	7	-13%	26%	20%	291	215	31	35	13%
Lieu of P. Writ	35	35	0%	43	22	-49%	-13	63%	6	6	0%	19%	14%	206	206	31	44	42%
Medical Malprac	150	94	-37%	139	121	-13%	27	129%	121	102	-16%	39%	36%	968	1,302	307	283	-8%
Name Change	268	287	7%	270	288	7%	1	100%	0	0	0%	0%	0%	0	0	32	31	-3%
Other Insurance	36	44	22%	34	50	47%	6	114%	7	3	-57%	23%	13%	233	82	30	23	-23%
Other MCL	72	26	-64%	481	68	-86%	42	262%	3,932	3,958	1%	97%	99%	65,533	182,677	4,037	3,990	-1%
Other Track 1	357	338	-5%	398	333	-16%	-5	99%	19	26	37%	10%	14%	64	92	198	187	-6%
Other Track 3	219	285	30%	239	215	-10%	-70	75%	36	44	22%	13%	13%	197	185	267	342	28%
Other Track 4	21	12	-43%	32	15	-53%	3	125%	15	11	-27%	52%	44%	857	1,100	29	25	-14%
Personal Injury	1,083	1,040	-4%	1,005	1,071	7%	31	103%	437	378	-14%	28%	25%	484	436	1,547	1,518	-2%
Prod Liability	100	31	-69%	100	35	-65%	4	113%	12	21	75%	19%	34%	144	813	62	61	-2%
Prof Malpractic	37	43	16%	47	44	-6%	1	102%	19	14	-26%	27%	19%	616	391	70	74	6%
PIP Coverage	21	19	-10%	11	23	109%	4	121%	0	4		0%	40%	0	253	14	10	-29%
Real Property	21	26	24%	25	16	-36%	-10	62%	2	3	50%	17%	16%	114	138	12	19	58%
Tort Other	138	136	-1%	157	143	-9%	7	105%	31	27	-13%	23%	21%	270	238	133	129	-3%
Toxic Tort	6	3	-50%	3	2	-33%	-1	67%	2	0	-100%	29%	0%	400	0	7	8	14%
UM/UIM Bod Inj	211	195	-8%	242	219	-10%	24	112%	59	49	-17%	23%	21%	336	302	257	237	-8%
<b>Total</b>	<b>7,586</b>	<b>7,897</b>	<b>4%</b>	<b>8,272</b>	<b>7,890</b>	<b>-5%</b>	<b>-7</b>	<b>100%</b>	<b>6,372</b>	<b>6,045</b>	<b>-5%</b>	<b>49%</b>	<b>47%</b>	<b>1,008</b>	<b>919</b>	<b>12,920</b>	<b>12,950</b>	<b>0%</b>

NOTE: Some Multicounty Litigation (MCL) cases were transferred in November 2014: Atlantic to Bergen = 8,935; Atlantic to Middlesex = 4,070.

**CIVIL BACKLOG SUMMARY BY CASETYPE**

**June 2024**

**MIDDLESEX**

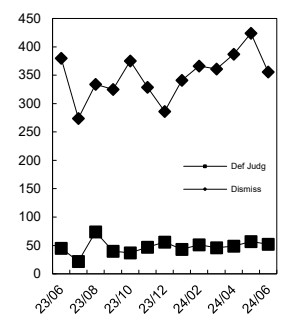
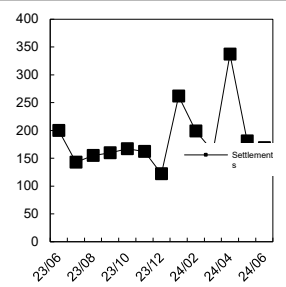
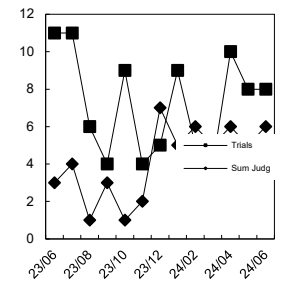
	<b>Cases in Backlog</b>															<b>Total Backlog</b>
	Track 1					Track 2				Track 3			Track 4			
	12 to 18 months	18 to 24 months	24 to 36 months	over 36 months	Total Track 1	18 to 24 months	24 to 36 months	over 36 months	Total Track 2	24 to 36 months	over 36 months	Total Track 3	24 to 36 months	over 36 months	Total Track 4	
Act on Neg Inst	0	0	0	0	0	0	0	0	0	0	0	0	0	0	0	0
Asbestos	0	0	0	0	0	0	0	0	0	0	0	0	84	337	421	421
Assault & Bat	0	0	0	0	0	0	0	0	0	12	19	31	0	0	0	31
Auto - Pers Inj	0	0	0	0	0	408	290	113	811	0	0	0	0	0	0	811
Auto - Property	0	0	0	0	0	4	3	2	9	0	0	0	0	0	0	9
Book Account	14	3	0	0	17	0	0	0	0	0	0	0	0	0	0	17
Civil Rights	0	0	0	0	0	0	0	0	0	9	7	16	0	0	0	16
Complex Comm	0	0	0	0	0	0	0	0	0	0	0	0	8	17	25	25
Condemnation	0	0	0	0	0	0	0	0	0	0	1	1	0	0	0	1
Construction	0	0	0	0	0	2	2	3	7	0	0	0	0	0	0	7
Contract/Comm	0	0	0	0	0	31	21	2	54	0	0	0	0	0	0	54
Employment	0	0	0	0	0	4	1	2	7	0	0	0	0	0	0	7
Lieu of P. Writ	0	0	0	0	0	0	0	0	0	0	0	0	3	3	6	6
Medical Malprac	0	0	0	0	0	0	0	0	0	47	55	102	0	0	0	102
Name Change	0	0	0	0	0	0	0	0	0	0	0	0	0	0	0	0
Other Insurance	1	1	1	0	3	0	0	0	0	0	0	0	0	0	0	3
Other MCL	0	0	0	0	0	0	0	0	0	0	0	0	69	3,889	3,958	3,958
Other Track 1	17	6	0	0	23	2	1	0	3	0	0	0	0	0	0	26
Other Track 3	0	0	0	0	0	0	0	0	0	37	7	44	0	0	0	44
Other Track 4	0	0	0	0	0	0	0	0	0	0	0	0	3	8	11	11
Personal Injury	0	0	0	0	0	185	137	56	378	0	0	0	0	0	0	378
Prod Liability	0	0	0	0	0	0	0	0	0	17	4	21	0	0	0	21
Prof Malpractic	0	0	0	0	0	0	0	0	0	7	7	14	0	0	0	14
PIP Coverage	4	0	0	0	4	0	0	0	0	0	0	0	0	0	0	4
Real Property	2	0	1	0	3	0	0	0	0	0	0	0	0	0	0	3
Tort Other	0	0	0	0	0	7	16	4	27	0	0	0	0	0	0	27
Toxic Tort	0	0	0	0	0	0	0	0	0	0	0	0	0	0	0	0
UM/UIM Bod Inj	0	0	0	0	0	25	16	8	49	0	0	0	0	0	0	49
<b>Total</b>	<b>38</b>	<b>10</b>	<b>2</b>	<b>0</b>	<b>50</b>	<b>668</b>	<b>487</b>	<b>190</b>	<b>1,345</b>	<b>129</b>	<b>100</b>	<b>229</b>	<b>167</b>	<b>4,254</b>	<b>4,421</b>	<b>6,045</b>

NOTE: Some Multicounty Litigation (MCL) cases were transferred in November 2014: Atlantic to Bergen = 8,935; Atlantic to Middlesex = 4,070.

**CIVIL RESOLUTION SUMMARY BY CASETYPE  
JULY 2023 - JUNE 2024  
MIDDLESEX**

	Trial			Summary					Total	Percent resolved by					
	Jury	Nonjury	Total	Judgment	Settlement	Default Judgment	Dismiss	Other		Trial	Sum Jud	Settle	Default J	Dismiss	Other
Act on Neg Inst	0	0	0	1	0	4	3	1	9	0%	11%	0%	44%	33%	11%
Asbestos	0	0	0	0	332	0	14	2	348	0%	0%	95%	0%	4%	1%
Assault & Bat	0	0	0	0	3	0	12	1	16	0%	0%	19%	0%	75%	6%
Auto - Pers Inj	42	0	42	6	877	13	1,937	167	3,042	1%	0%	29%	0%	64%	5%
Auto - Property	0	0	0	0	11	15	44	3	73	0%	0%	15%	21%	60%	4%
Book Account	0	1	1	10	94	215	294	24	638	0%	2%	15%	34%	46%	4%
Civil Rights	0	0	0	0	2	0	19	5	26	0%	0%	8%	0%	73%	19%
Complex Commerc	0	0	0	0	10	0	20	4	34	0%	0%	29%	0%	59%	12%
Condemnation	0	0	0	0	7	0	5	19	31	0%	0%	23%	0%	16%	61%
Construction	1	0	1	0	6	3	16	2	28	4%	0%	21%	11%	57%	7%
Contract/Commer	1	1	2	20	140	269	474	43	948	0%	2%	15%	28%	50%	5%
Employment	1	0	1	0	7	0	17	7	32	3%	0%	22%	0%	53%	22%
Lieu of P. Writ	0	0	0	0	3	0	17	2	22	0%	0%	14%	0%	77%	9%
Medical Malprac	8	0	8	0	57	0	50	6	121	7%	0%	47%	0%	41%	5%
Name Change	0	0	0	0	0	0	39	249	288	0%	0%	0%	0%	14%	86%
Other Insurance	0	0	0	1	8	3	33	5	50	0%	2%	16%	6%	66%	10%
Other MCL	0	0	0	0	0	0	67	1	68	0%	0%	0%	0%	99%	1%
Other Track 1	0	1	1	4	58	25	169	76	333	0%	1%	17%	8%	51%	23%
Other Track 3	4	1	5	0	60	4	113	33	215	2%	0%	28%	2%	53%	15%
Other Track 4	0	0	0	2	3	3	7	0	15	0%	13%	20%	20%	47%	0%
Personal Injury	13	0	13	4	418	11	521	104	1,071	1%	0%	39%	1%	49%	10%
Prod Liability	0	0	0	0	7	0	15	13	35	0%	0%	20%	0%	43%	37%
Prof Malpractic	3	0	3	0	16	0	22	3	44	7%	0%	36%	0%	50%	7%
PIP Coverage	0	0	0	1	2	0	18	2	23	0%	4%	9%	0%	78%	9%
Real Property	1	0	1	0	1	0	8	6	16	6%	0%	6%	0%	50%	38%
Tort Other	1	0	1	2	36	9	83	12	143	1%	1%	25%	6%	58%	8%
Toxic Tort	0	0	0	0	1	0	1	0	2	0%	0%	50%	0%	50%	0%
UM/UIM Bod Inj	4	0	4	0	60	0	140	15	219	2%	0%	27%	0%	64%	7%
<b>Total</b>	<b>79</b>	<b>4</b>	<b>83</b>	<b>51</b>	<b>2,219</b>	<b>574</b>	<b>4,158</b>	<b>805</b>	<b>7,890</b>	<b>1%</b>	<b>1%</b>	<b>28%</b>	<b>7%</b>	<b>53%</b>	<b>10%</b>

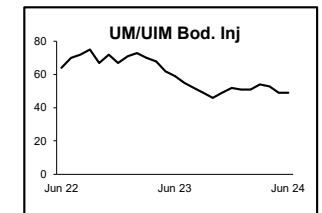
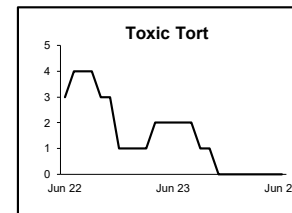
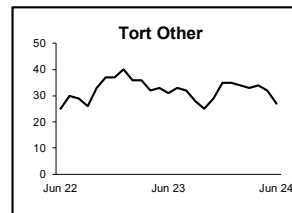
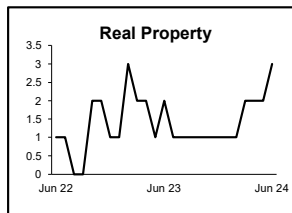
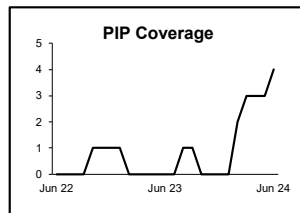
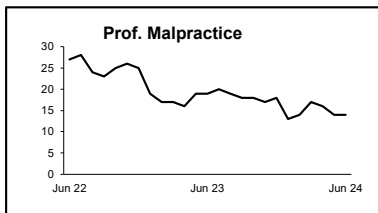
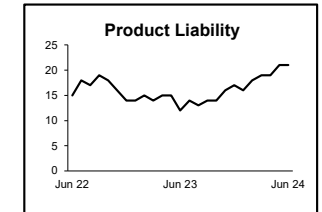
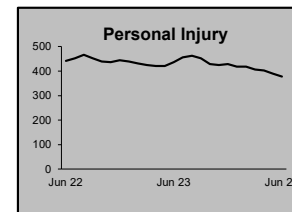
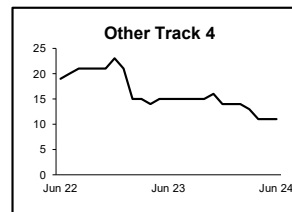
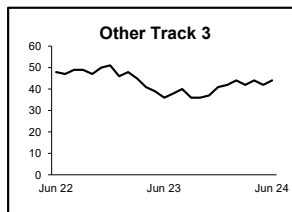
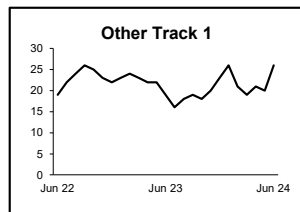
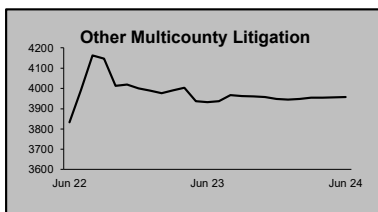
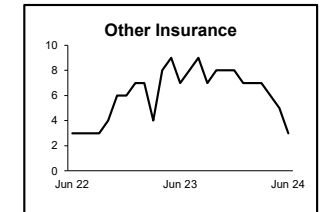
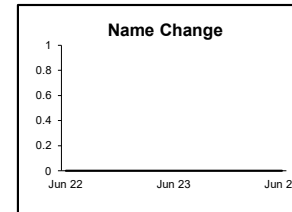
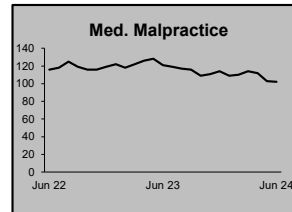
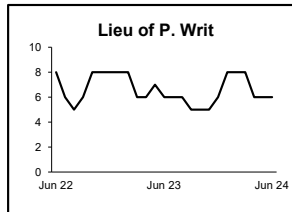
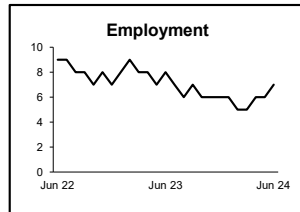
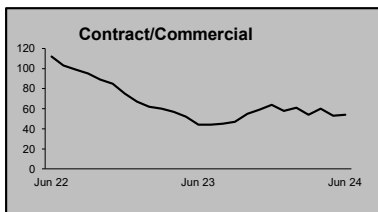
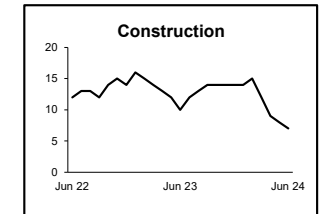
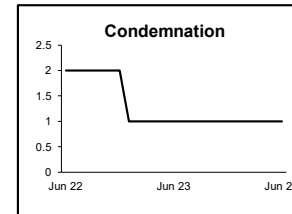
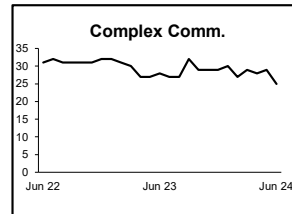
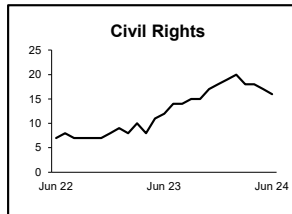
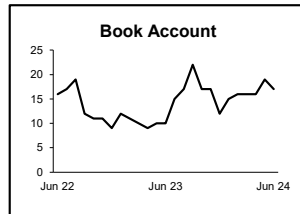
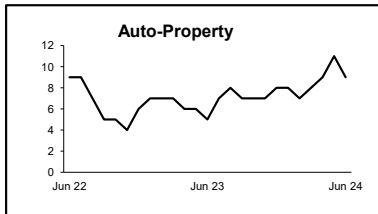
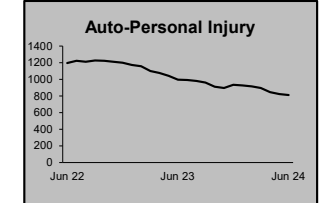
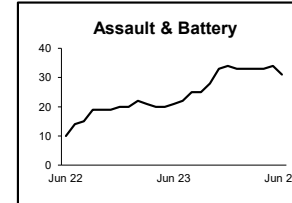
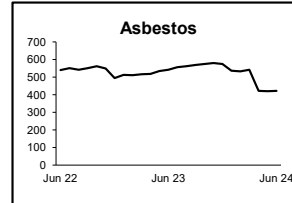
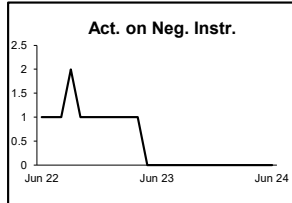
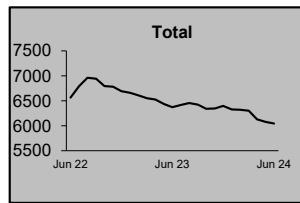
Monthly Resolutions



NOTE: Some Multicounty Litigation (MCL) cases were transferred in November 2014: Atlantic to Bergen = 8,935; Atlantic to Middlesex = 4,070.

**CIVIL BACKLOG BY CASETYPE  
JUNE 2024  
MIDDLESEX**

	<b>Total</b>	<b>Backlog</b>	<b>% chg</b>
Jun 22		6,565	
Jun 23		6,372	-3%
Jun 24		6,045	-5%



1) Casetypes with the state's largest backlogs are highlighted.

2) Some Multicounty Litigation (MCL) cases were transferred in November 2014: Atlantic to Bergen = 8,935; Atlantic to Middlesex = 4,070.

**CIVIL CASELOAD SUMMARY BY CASETYPE**  
**JULY 2023 - JUNE 2024**  
**MONMOUTH**

	Filings			Resolutions			Clearance		Backlog			Backlog Percent		Backlog Per 100 Monthly Filings		Active Pending		
	Jul 2022 to Jun 2023	Jul 2023 to Jun 2024	percent change	Jul 2022 to Jun 2023	Jul 2023 to Jun 2024	percent change	Jul 2023 - Jun 2024		Jun 2023	Jun 2024	percent change	Jun 2023	Jun 2024	Jun 2023	Jun 2024	Jun 2023	Jun 2024	percent change
							number	percent										
Act on Neg Inst	4	12	200%	7	12	71%	0	100%	2	0	-100%	40%	0%	600	0	5	6	20%
Asbestos	1	1	0%	1	1	0%	0	100%	0	0	0%	0%	0%	0	0	0	0	0%
Assault & Bat	18	12	-33%	23	26	13%	14	217%	13	18	38%	27%	53%	867	1,800	49	34	-31%
Auto - Pers Inj	1,106	1,192	8%	1,127	1,346	19%	154	113%	428	206	-52%	28%	15%	464	207	1,551	1,396	-10%
Auto - Property	49	55	12%	47	56	19%	1	102%	2	1	-50%	5%	3%	49	22	40	38	-5%
Book Account	409	550	34%	428	477	11%	-73	87%	18	14	-22%	8%	5%	53	31	237	302	27%
Civil Rights	16	20	25%	13	19	46%	-1	95%	1	10	900%	5%	42%	75	600	21	24	14%
Complex Comm	32	18	-44%	17	39	129%	21	217%	20	12	-40%	39%	36%	750	800	51	33	-35%
Condemnation	25	27	8%	15	36	140%	9	133%	7	1	-86%	27%	6%	336	44	26	16	-38%
Construction	43	36	-16%	45	50	11%	14	139%	18	14	-22%	33%	33%	502	467	55	42	-24%
Contract/Comm	637	746	17%	562	730	30%	-16	98%	89	80	-10%	16%	14%	168	129	566	578	2%
Employment	10	14	40%	13	16	23%	2	114%	3	1	-67%	25%	9%	360	86	12	11	-8%
Lieu of P. Writ	52	38	-27%	55	57	4%	19	150%	11	6	-45%	17%	13%	254	189	63	46	-27%
Medical Malprac	84	89	6%	106	104	-2%	15	117%	96	83	-14%	43%	39%	1,371	1,119	225	215	-4%
Name Change	209	216	3%	211	210	0%	-6	97%	0	0	0%	0%	0%	0	0	42	49	17%
Other Insurance	24	29	21%	26	26	0%	-3	90%	4	4	0%	21%	22%	200	166	19	18	-5%
Other MCL	0	0	0%	0	0	0%	0	100%	0	0	0%	0%	0%	0	0	0	0	0%
Other Track 1	265	305	15%	232	324	40%	19	106%	54	30	-44%	27%	18%	245	118	202	167	-17%
Other Track 3	142	196	38%	129	155	20%	-41	79%	29	36	24%	15%	15%	245	220	195	236	21%
Other Track 4	20	16	-20%	20	26	30%	10	163%	28	23	-18%	48%	46%	1,680	1,725	58	50	-14%
Personal Injury	584	623	7%	615	674	10%	51	108%	248	160	-35%	29%	20%	510	308	865	809	-6%
Prod Liability	15	12	-20%	18	15	-17%	3	125%	7	5	-29%	30%	21%	560	500	23	24	4%
Prof Malpractic	50	34	-32%	57	46	-19%	12	135%	27	25	-7%	32%	30%	648	882	85	84	-1%
PIP Coverage	13	4	-69%	10	7	-30%	3	175%	0	1		0%	25%	0	300	7	4	-43%
Real Property	32	26	-19%	44	22	-50%	-4	85%	7	4	-43%	35%	17%	263	185	20	24	20%
Tort Other	160	121	-24%	159	139	-13%	18	115%	26	21	-19%	17%	16%	195	208	151	133	-12%
Toxic Tort	1	2	100%	1	2	100%	0	100%	0	0	0%	0%	0%	0	0	1	1	0%
UM/UIM Bod Inj	70	60	-14%	83	105	27%	45	175%	30	8	-73%	29%	13%	514	160	102	62	-39%
<b>Total</b>	<b>4,071</b>	<b>4,454</b>	<b>9%</b>	<b>4,064</b>	<b>4,720</b>	<b>16%</b>	<b>266</b>	<b>106%</b>	<b>1,168</b>	<b>763</b>	<b>-35%</b>	<b>25%</b>	<b>17%</b>	<b>344</b>	<b>206</b>	<b>4,671</b>	<b>4,402</b>	<b>-6%</b>

NOTE: Some Multicounty Litigation (MCL) cases were transferred in November 2014: Atlantic to Bergen = 8,935; Atlantic to Middlesex = 4,070.

**CIVIL BACKLOG SUMMARY BY CASETYPE**

June 2024

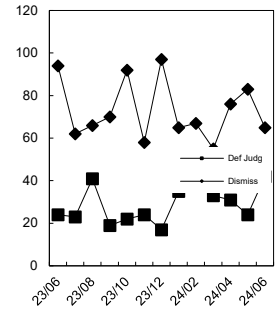
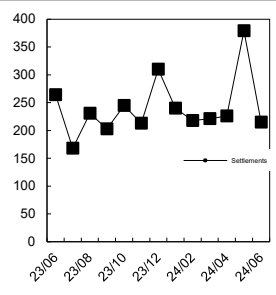
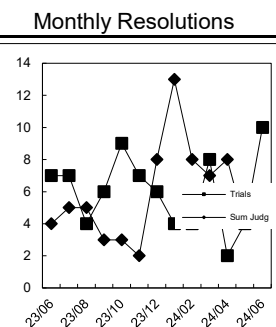
**MONMOUTH**

	Cases in Backlog															Total Backlog
	Track 1					Track 2				Track 3			Track 4			
	12 to 18 months	18 to 24 months	24 to 36 months	over 36 months	Total Track 1	18 to 24 months	24 to 36 months	over 36 months	Total Track 2	24 to 36 months	over 36 months	Total Track 3	24 to 36 months	over 36 months	Total Track 4	
Act on Neg Inst	0	0	0	0	0	0	0	0	0	0	0	0	0	0	0	0
Asbestos	0	0	0	0	0	0	0	0	0	0	0	0	0	0	0	0
Assault & Bat	0	0	0	0	0	0	0	0	0	14	4	18	0	0	0	18
Auto - Pers Inj	0	0	0	0	0	106	71	29	206	0	0	0	0	0	0	206
Auto - Property	0	0	0	0	0	1	0	0	1	0	0	0	0	0	0	1
Book Account	6	6	1	1	14	0	0	0	0	0	0	0	0	0	0	14
Civil Rights	0	0	0	0	0	0	0	0	0	10	0	10	0	0	0	10
Complex Comm	0	0	0	0	0	0	0	0	0	0	0	0	4	8	12	12
Condemnation	0	0	0	0	0	0	0	0	0	1	0	1	0	0	0	1
Construction	0	0	0	0	0	7	5	2	14	0	0	0	0	0	0	14
Contract/Comm	0	0	0	0	0	39	20	21	80	0	0	0	0	0	0	80
Employment	0	0	0	0	0	0	1	0	1	0	0	0	0	0	0	1
Lieu of P. Writ	0	0	0	0	0	0	0	0	0	0	0	0	4	2	6	6
Medical Malprac	0	0	0	0	0	0	0	0	0	44	39	83	0	0	0	83
Name Change	0	0	0	0	0	0	0	0	0	0	0	0	0	0	0	0
Other Insurance	2	1	1	0	4	0	0	0	0	0	0	0	0	0	0	4
Other MCL	0	0	0	0	0	0	0	0	0	0	0	0	0	0	0	0
Other Track 1	13	4	7	6	30	0	0	0	0	0	0	0	0	0	0	30
Other Track 3	0	0	0	0	0	0	0	0	0	27	9	36	0	0	0	36
Other Track 4	0	0	0	0	0	0	0	0	0	0	0	0	9	14	23	23
Personal Injury	0	0	0	0	0	77	57	26	160	0	0	0	0	0	0	160
Prod Liability	0	0	0	0	0	0	0	0	0	4	1	5	0	0	0	5
Prof Malpractic	0	0	0	0	0	0	0	0	0	12	13	25	0	0	0	25
PIP Coverage	1	0	0	0	1	0	0	0	0	0	0	0	0	0	0	1
Real Property	1	0	2	1	4	0	0	0	0	0	0	0	0	0	0	4
Tort Other	0	0	0	0	0	9	8	4	21	0	0	0	0	0	0	21
Toxic Tort	0	0	0	0	0	0	0	0	0	0	0	0	0	0	0	0
UM/UIM Bod Inj	0	0	0	0	0	4	3	1	8	0	0	0	0	0	0	8
<b>Total</b>	<b>23</b>	<b>11</b>	<b>11</b>	<b>8</b>	<b>53</b>	<b>243</b>	<b>165</b>	<b>83</b>	<b>491</b>	<b>112</b>	<b>66</b>	<b>178</b>	<b>17</b>	<b>24</b>	<b>41</b>	<b>763</b>

NOTE: Some Multicounty Litigation (MCL) cases were transferred in November 2014: Atlantic to Bergen = 8,935; Atlantic to Middlesex = 4,070.

**CIVIL RESOLUTION SUMMARY BY CASETYPE**  
**JULY 2023 - JUNE 2024**  
**MONMOUTH**

	Trial			Summary					Total	Percent resolved by						Monthly Resolutions
	Jury	Nonjury	Total	Judgment	Settlement	Default Judgment	Dismiss	Other		Trial	Sum Jud	Settle	Default J	Dismiss	Other	
Act on Neg Inst	0	0	0	0	6	3	3	0	12	0%	0%	50%	25%	25%	0%	
Asbestos	0	0	0	0	1	0	0	0	1	0%	0%	100%	0%	0%	0%	
Assault & Bat	1	0	1	0	14	1	9	1	26	4%	0%	54%	4%	35%	4%	
Auto - Pers Inj	27	4	31	16	1,104	8	148	39	1,346	2%	1%	82%	1%	11%	3%	
Auto - Property	0	0	0	0	28	12	14	2	56	0%	0%	50%	21%	25%	4%	
Book Account	0	0	0	7	177	135	151	7	477	0%	1%	37%	28%	32%	1%	
Civil Rights	0	0	0	0	3	1	10	5	19	0%	0%	16%	5%	53%	26%	
Complex Commerc	1	0	1	2	24	0	10	2	39	3%	5%	62%	0%	26%	5%	
Condemnation	1	0	1	0	23	0	1	11	36	3%	0%	64%	0%	3%	31%	
Construction	0	4	4	0	26	7	12	1	50	8%	0%	52%	14%	24%	2%	
Contract/Commer	0	8	8	15	305	139	205	58	730	1%	2%	42%	19%	28%	8%	
Employment	0	0	0	1	7	2	2	4	16	0%	6%	44%	13%	13%	25%	
Lieu of P. Writ	0	4	4	1	19	0	12	21	57	7%	2%	33%	0%	21%	37%	
Medical Malprac	5	0	5	1	74	1	19	4	104	5%	1%	71%	1%	18%	4%	
Name Change	0	0	0	0	0	0	12	198	210	0%	0%	0%	0%	6%	94%	
Other Insurance	0	0	0	1	15	2	5	3	26	0%	4%	58%	8%	19%	12%	
Other MCL	0	0	0	0	0	0	0	0	0	0%	0%	0%	0%	0%	0%	
Other Track 1	0	5	5	2	163	10	73	71	324	2%	1%	50%	3%	23%	22%	
Other Track 3	0	0	0	3	108	2	24	18	155	0%	2%	70%	1%	15%	12%	
Other Track 4	0	0	0	3	16	1	2	4	26	0%	12%	62%	4%	8%	15%	
Personal Injury	4	0	4	12	528	8	85	37	674	1%	2%	78%	1%	13%	5%	
Prod Liability	0	0	0	0	11	0	1	3	15	0%	0%	73%	0%	7%	20%	
Prof Malpractic	1	0	1	4	30	1	10	0	46	2%	9%	65%	2%	22%	0%	
PIP Coverage	0	0	0	0	5	0	2	0	7	0%	0%	71%	0%	29%	0%	
Real Property	0	1	1	1	8	3	6	3	22	5%	5%	36%	14%	27%	14%	
Tort Other	1	0	1	1	87	12	32	6	139	1%	1%	63%	9%	23%	4%	
Toxic Tort	0	0	0	0	1	0	0	1	2	0%	0%	50%	0%	0%	50%	
UM/UIB Bod Inj	4	0	4	2	89	1	8	1	105	4%	2%	85%	1%	8%	1%	
<b>Total</b>	<b>45</b>	<b>26</b>	<b>71</b>	<b>72</b>	<b>2,872</b>	<b>349</b>	<b>856</b>	<b>500</b>	<b>4,720</b>	<b>2%</b>	<b>2%</b>	<b>61%</b>	<b>7%</b>	<b>18%</b>	<b>11%</b>	

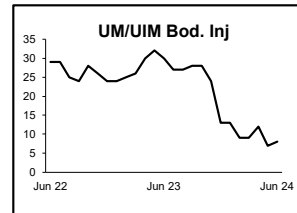
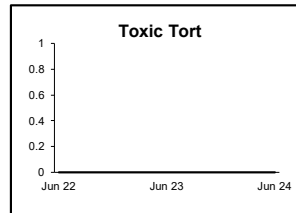
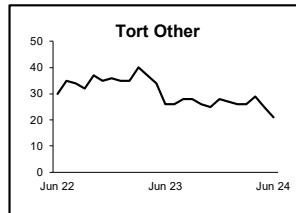
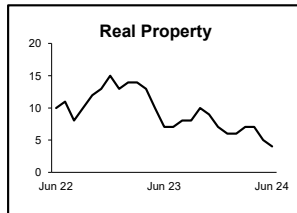
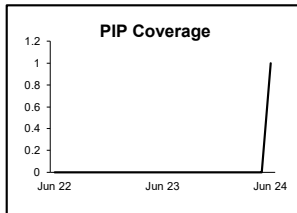
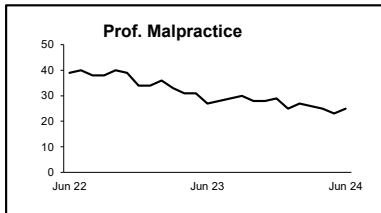
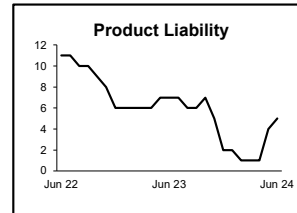
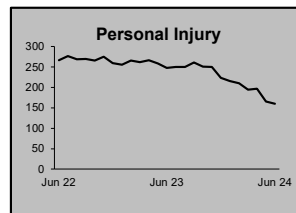
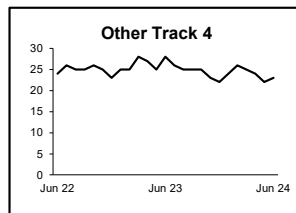
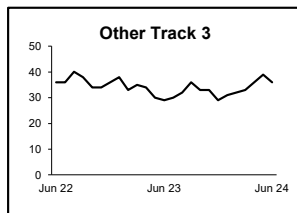
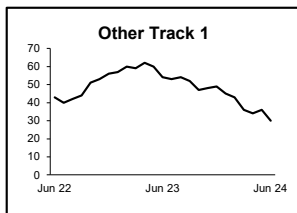
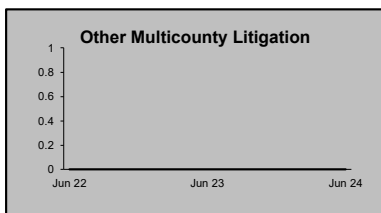
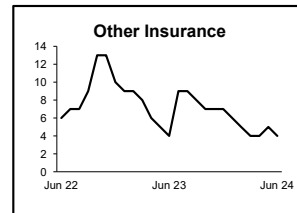
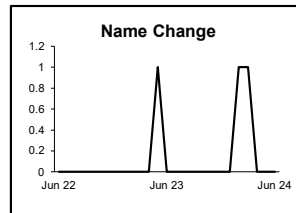
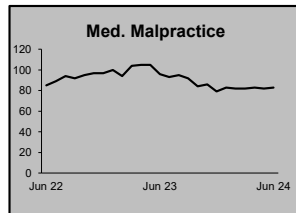
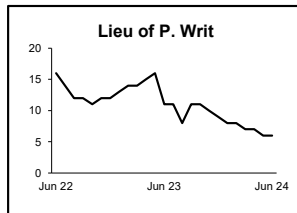
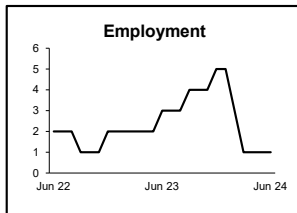
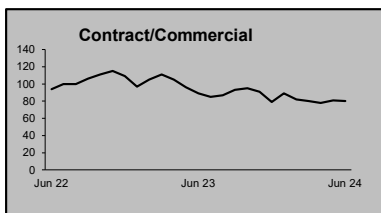
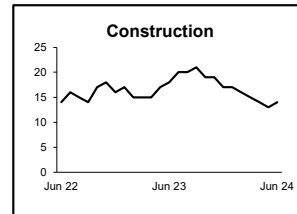
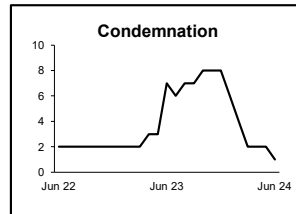
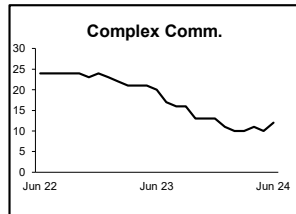
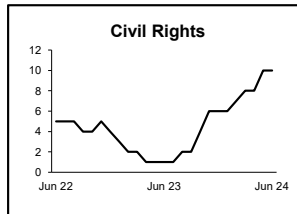
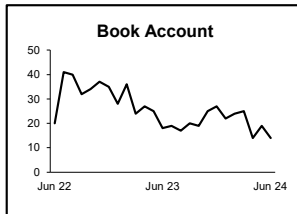
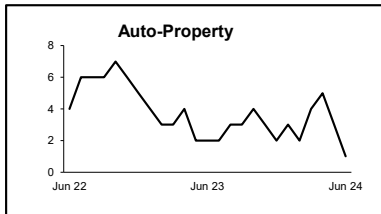
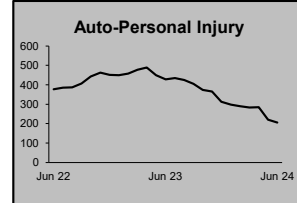
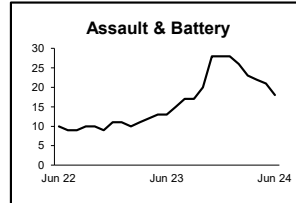
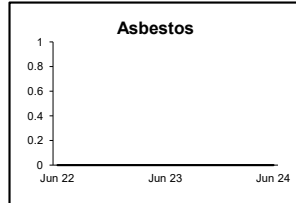
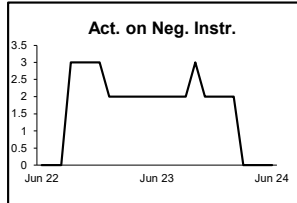
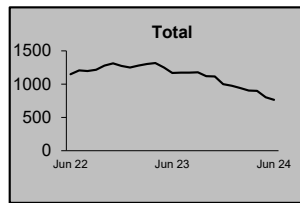


NOTE: Some Multicounty Litigation (MCL) cases were transferred in November 2014: Atlantic to Bergen = 8,935; Atlantic to Middlesex = 4,070.



**CIVIL BACKLOG BY CASETYPE  
JUNE 2024  
MONMOUTH**

	<b>Total</b>	<b>Backlog</b>	<b>% chg</b>
Jun 22		1,148	
Jun 23		1,168	2%
Jun 24		763	-35%



1) Casetypes with the state's largest backlogs are highlighted.

2) Some Multicounty Litigation (MCL) cases were transferred in November 2014: Atlantic to Bergen = 8,935; Atlantic to Middlesex = 4,070.

**CIVIL CASELOAD SUMMARY BY CASETYPE**  
**JULY 2023 - JUNE 2024**  
**MORRIS**

	Filings			Resolutions			Clearance		Backlog			Backlog Percent		Backlog Per 100 Monthly Filings		Active Pending		
	Jul 2022 to Jun 2023	Jul 2023 to Jun 2024	percent change	Jul 2022 to Jun 2023	Jul 2023 to Jun 2024	percent change	Jul 2023 - Jun 2024		Jun 2023	Jun 2024	percent change	Jun 2023	Jun 2024	Jun 2023	Jun 2024	Jun 2023	Jun 2024	percent change
							number	percent										
Act on Neg Inst	4	7	75%	8	3	-63%	-4	43%	0	0	0%	0%	0%	0	0	0	4	
Asbestos	0	0	0%	0	0	0%	0	100%	0	0	0%	0%	0%	0	0	0	0	0%
Assault & Bat	1	10	900%	11	9	-18%	-1	90%	31	54	74%	84%	81%	37,200	6,480	37	67	81%
Auto - Pers Inj	458	541	18%	591	574	-3%	33	106%	193	119	-38%	29%	19%	506	264	666	636	-5%
Auto - Property	35	27	-23%	32	31	-3%	4	115%	0	3		0%	18%	0	133	21	17	-19%
Book Account	309	416	35%	313	342	9%	-74	82%	8	3	-63%	6%	1%	31	9	141	210	49%
Civil Rights	10	11	10%	11	5	-55%	-6	45%	2	10	400%	14%	48%	240	1,091	14	21	50%
Complex Comm	28	26	-7%	27	38	41%	12	146%	28	26	-7%	51%	55%	1,200	1,200	55	47	-15%
Condemnation	6	5	-17%	5	6	20%	1	120%	0	1		0%	20%	0	240	6	5	-17%
Construction	21	26	24%	25	38	52%	12	146%	15	1	-93%	41%	4%	857	46	37	24	-35%
Contract/Comm	491	439	-11%	494	511	3%	72	116%	73	45	-38%	16%	12%	178	123	451	385	-15%
Employment	21	14	-33%	21	20	-5%	6	143%	3	0	-100%	20%	0%	171	0	15	9	-40%
Lieu of P. Writ	19	25	32%	24	21	-13%	-4	84%	4	1	-75%	20%	4%	253	48	20	25	25%
Medical Malprac	53	46	-13%	50	56	12%	10	122%	82	70	-15%	53%	48%	1,857	1,826	156	147	-6%
Name Change	152	165	9%	173	148	-14%	-17	90%	0	0	0%	0%	0%	0	0	12	29	142%
Other Insurance	24	17	-29%	26	25	-4%	8	147%	4	1	-75%	20%	11%	200	71	20	9	-55%
Other MCL	1	0	-100%	0	0	0%	0	100%	0	0	0%	0%	0%	0	0	0	0	0%
Other Track 1	178	184	3%	180	156	-13%	-28	85%	3	1	-67%	4%	1%	20	7	75	88	17%
Other Track 3	90	91	1%	87	88	1%	-3	97%	39	35	-10%	29%	25%	520	462	135	141	4%
Other Track 4	14	10	-29%	18	20	11%	10	200%	12	10	-17%	40%	50%	1,029	1,200	30	20	-33%
Personal Injury	308	311	1%	328	350	7%	39	113%	181	115	-36%	35%	25%	705	444	517	452	-13%
Prod Liability	11	10	-9%	17	19	12%	9	190%	14	9	-36%	52%	50%	1,527	1,080	27	18	-33%
Prof Malpractic	16	25	56%	35	34	-3%	9	136%	23	22	-4%	44%	48%	1,725	1,056	52	46	-12%
PIP Coverage	35	46	31%	33	46	39%	0	100%	0	0	0%	0%	0%	0	0	15	14	-7%
Real Property	13	14	8%	18	10	-44%	-4	71%	1	0	-100%	20%	0%	92	0	5	8	60%
Tort Other	74	69	-7%	100	79	-21%	10	114%	20	7	-65%	24%	10%	324	122	84	71	-15%
Toxic Tort	0	0	0%	1	1	0%	1	100%	1	0	-100%	100%	0%	0	0	1	0	-100%
UM/UIM Bod Inj	26	22	-15%	17	26	53%	4	118%	8	5	-38%	26%	18%	369	273	31	28	-10%
<b>Total</b>	<b>2,398</b>	<b>2,557</b>	<b>7%</b>	<b>2,645</b>	<b>2,656</b>	<b>0%</b>	<b>99</b>	<b>104%</b>	<b>745</b>	<b>538</b>	<b>-28%</b>	<b>28%</b>	<b>21%</b>	<b>373</b>	<b>252</b>	<b>2,623</b>	<b>2,521</b>	<b>-4%</b>

NOTE: Some Multicounty Litigation (MCL) cases were transferred in November 2014: Atlantic to Bergen = 8,935; Atlantic to Middlesex = 4,070.

**CIVIL BACKLOG SUMMARY BY CASETYPE**

June 2024

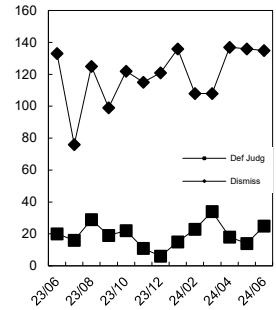
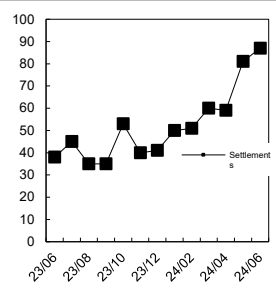
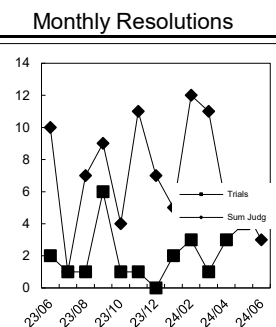
**MORRIS**

	Cases in Backlog															Total Backlog
	Track 1					Track 2				Track 3			Track 4			
	12 to 18 months	18 to 24 months	24 to 36 months	over 36 months	Total Track 1	18 to 24 months	24 to 36 months	over 36 months	Total Track 2	24 to 36 months	over 36 months	Total Track 3	24 to 36 months	over 36 months	Total Track 4	
Act on Neg Inst	0	0	0	0	0	0	0	0	0	0	0	0	0	0	0	0
Asbestos	0	0	0	0	0	0	0	0	0	0	0	0	0	0	0	0
Assault & Bat	0	0	0	0	0	0	0	0	0	26	28	54	0	0	0	54
Auto - Pers Inj	0	0	0	0	0	74	40	5	119	0	0	0	0	0	0	119
Auto - Property	0	0	0	0	0	2	1	0	3	0	0	0	0	0	0	3
Book Account	2	1	0	0	3	0	0	0	0	0	0	0	0	0	0	3
Civil Rights	0	0	0	0	0	0	0	0	0	8	2	10	0	0	0	10
Complex Comm	0	0	0	0	0	0	0	0	0	0	0	0	8	18	26	26
Condemnation	0	0	0	0	0	0	0	0	0	1	0	1	0	0	0	1
Construction	0	0	0	0	0	0	1	0	1	0	0	0	0	0	0	1
Contract/Comm	0	0	0	0	0	27	17	1	45	0	0	0	0	0	0	45
Employment	0	0	0	0	0	0	0	0	0	0	0	0	0	0	0	0
Lieu of P. Writ	0	0	0	0	0	0	0	0	0	0	0	0	1	0	1	1
Medical Malprac	0	0	0	0	0	0	0	0	0	19	51	70	0	0	0	70
Name Change	0	0	0	0	0	0	0	0	0	0	0	0	0	0	0	0
Other Insurance	1	0	0	0	1	0	0	0	0	0	0	0	0	0	0	1
Other MCL	0	0	0	0	0	0	0	0	0	0	0	0	0	0	0	0
Other Track 1	1	0	0	0	1	0	0	0	0	0	0	0	0	0	0	1
Other Track 3	0	0	0	0	0	0	0	0	0	16	19	35	0	0	0	35
Other Track 4	0	0	0	0	0	0	0	0	0	0	0	0	5	5	10	10
Personal Injury	0	0	0	0	0	61	46	8	115	0	0	0	0	0	0	115
Prod Liability	0	0	0	0	0	0	0	0	0	3	6	9	0	0	0	9
Prof Malpractic	0	0	0	0	0	0	0	0	0	13	9	22	0	0	0	22
PIP Coverage	0	0	0	0	0	0	0	0	0	0	0	0	0	0	0	0
Real Property	0	0	0	0	0	0	0	0	0	0	0	0	0	0	0	0
Tort Other	0	0	0	0	0	2	5	0	7	0	0	0	0	0	0	7
Toxic Tort	0	0	0	0	0	0	0	0	0	0	0	0	0	0	0	0
UM/UIM Bod Inj	0	0	0	0	0	5	0	0	5	0	0	0	0	0	0	5
<b>Total</b>	<b>4</b>	<b>1</b>	<b>0</b>	<b>0</b>	<b>5</b>	<b>171</b>	<b>110</b>	<b>14</b>	<b>295</b>	<b>86</b>	<b>115</b>	<b>201</b>	<b>14</b>	<b>23</b>	<b>37</b>	<b>538</b>

NOTE: Some Multicounty Litigation (MCL) cases were transferred in November 2014: Atlantic to Bergen = 8,935; Atlantic to Middlesex = 4,070.

**CIVIL RESOLUTION SUMMARY BY CASETYPE**  
**JULY 2023 - JUNE 2024**  
**MORRIS**

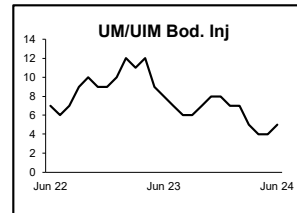
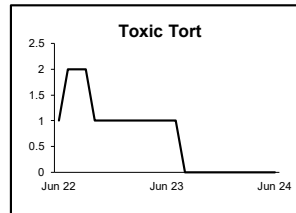
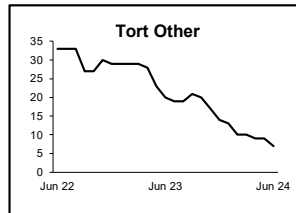
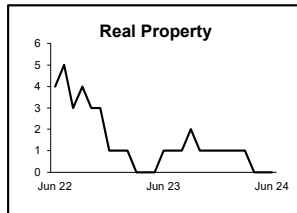
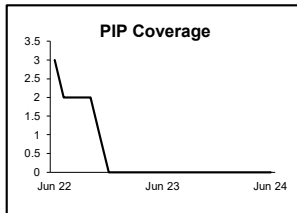
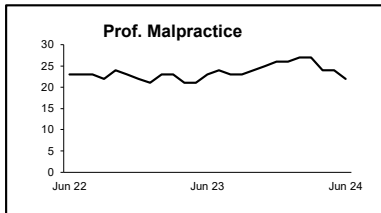
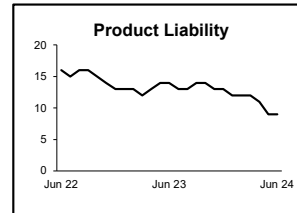
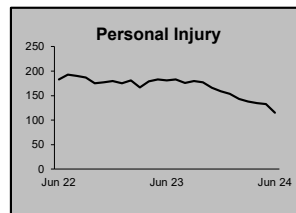
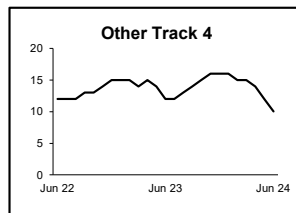
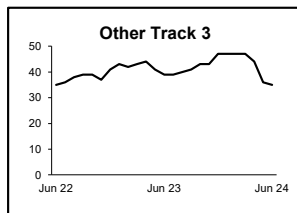
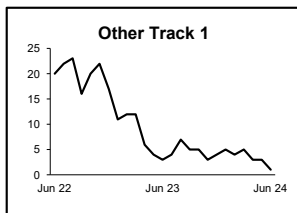
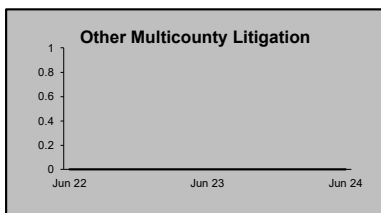
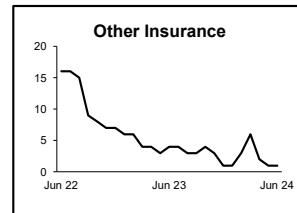
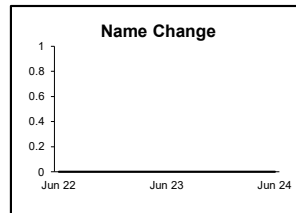
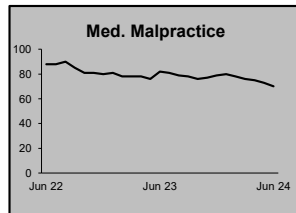
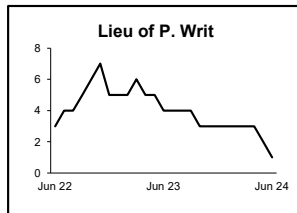
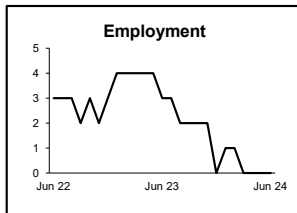
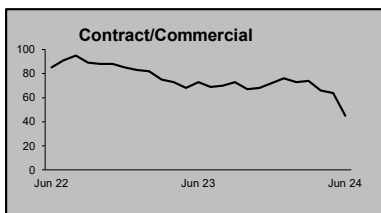
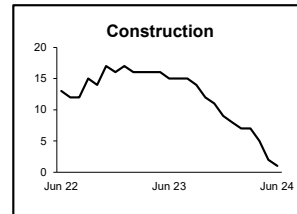
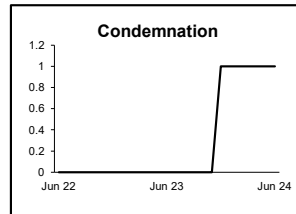
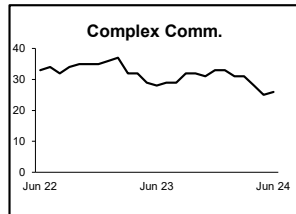
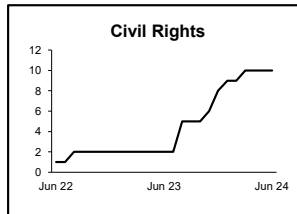
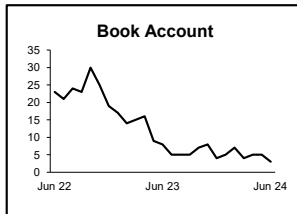
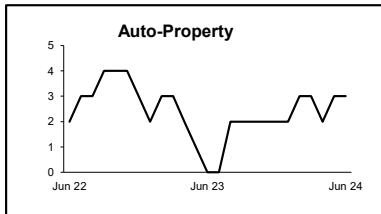
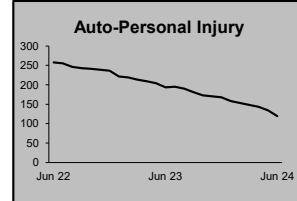
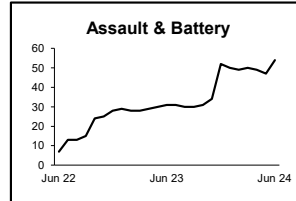
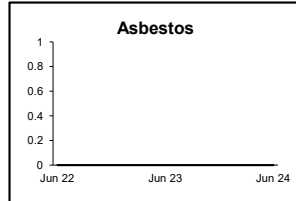
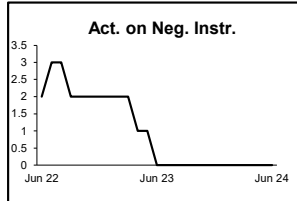
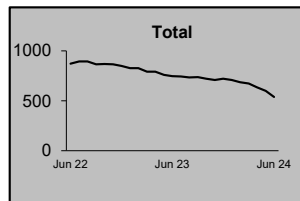
	Trial			Summary					Total	Percent resolved by						Monthly Resolutions
	Jury	Nonjury	Total	Judgment	Settlement	Default Judgment	Dismiss	Other		Trial	Sum Jud	Settle	Default J	Dismiss	Other	
Act on Neg Inst	0	0	0	0	0	0	2	1	3	0%	0%	0%	0%	67%	33%	
Asbestos	0	0	0	0	0	0	0	0	0	0%	0%	0%	0%	0%	0%	
Assault & Bat	0	0	0	0	3	0	6	0	9	0%	0%	33%	0%	67%	0%	
Auto - Pers Inj	11	0	11	7	165	1	375	15	574	2%	1%	29%	0%	65%	3%	
Auto - Property	0	0	0	0	3	9	19	0	31	0%	0%	10%	29%	61%	0%	
Book Account	1	1	2	17	64	115	141	3	342	1%	5%	19%	34%	41%	1%	
Civil Rights	0	0	0	0	0	0	4	1	5	0%	0%	0%	0%	80%	20%	
Complex Commerc	0	1	1	1	12	1	20	3	38	3%	3%	32%	3%	53%	8%	
Condemnation	0	0	0	4	0	1	0	1	6	0%	67%	0%	17%	0%	17%	
Construction	1	1	2	2	13	2	19	0	38	5%	5%	34%	5%	50%	0%	
Contract/Commer	2	0	2	19	115	87	275	13	511	0%	4%	23%	17%	54%	3%	
Employment	0	0	0	0	0	1	18	1	20	0%	0%	0%	5%	90%	5%	
Lieu of P. Writ	0	0	0	3	3	1	13	1	21	0%	14%	14%	5%	62%	5%	
Medical Malprac	0	0	0	0	19	0	37	0	56	0%	0%	34%	0%	66%	0%	
Name Change	0	0	0	0	0	0	4	144	148	0%	0%	0%	0%	3%	97%	
Other Insurance	0	0	0	3	5	1	14	2	25	0%	12%	20%	4%	56%	8%	
Other MCL	0	0	0	0	0	0	0	0	0	0%	0%	0%	0%	0%	0%	
Other Track 1	1	1	2	10	30	6	68	40	156	1%	6%	19%	4%	44%	26%	
Other Track 3	0	0	0	1	18	1	56	12	88	0%	1%	20%	1%	64%	14%	
Other Track 4	0	1	1	1	7	2	9	0	20	5%	5%	35%	10%	45%	0%	
Personal Injury	2	0	2	7	127	0	199	15	350	1%	2%	36%	0%	57%	4%	
Prod Liability	0	0	0	0	10	0	7	2	19	0%	0%	53%	0%	37%	11%	
Prof Malpractic	0	0	0	0	13	0	21	0	34	0%	0%	38%	0%	62%	0%	
PIP Coverage	0	0	0	4	1	0	38	3	46	0%	9%	2%	0%	83%	7%	
Real Property	0	1	1	0	3	0	5	1	10	10%	0%	30%	0%	50%	10%	
Tort Other	2	2	4	1	19	4	48	3	79	5%	1%	24%	5%	61%	4%	
Toxic Tort	0	0	0	0	0	0	1	0	1	0%	0%	0%	0%	100%	0%	
UM/UIM Bod Inj	0	0	0	0	7	0	19	0	26	0%	0%	27%	0%	73%	0%	
<b>Total</b>	<b>20</b>	<b>8</b>	<b>28</b>	<b>80</b>	<b>637</b>	<b>232</b>	<b>1,418</b>	<b>261</b>	<b>2,656</b>	<b>1%</b>	<b>3%</b>	<b>24%</b>	<b>9%</b>	<b>53%</b>	<b>10%</b>	



NOTE: Some Multicounty Litigation (MCL) cases were transferred in November 2014: Atlantic to Bergen = 8,935; Atlantic to Middlesex = 4,070.

**CIVIL BACKLOG BY CASETYPE  
JUNE 2024  
MORRIS**

	<b>Total</b>	<b>Backlog</b>	<b>% chg</b>
Jun 22		871	
Jun 23		745	-14%
Jun 24		538	-28%



1) Casetypes with the state's largest backlogs are highlighted.

2) Some Multicounty Litigation (MCL) cases were transferred in November 2014: Atlantic to Bergen = 8,935; Atlantic to Middlesex = 4,070.

**CIVIL CASELOAD SUMMARY BY CASETYPE**  
**JULY 2023 - JUNE 2024**  
**OCEAN**

	Filings			Resolutions			Clearance		Backlog			Backlog Percent		Backlog Per 100 Monthly Filings		Active Pending		
	Jul 2022 to Jun 2023	Jul 2023 to Jun 2024	percent change	Jul 2022 to Jun 2023	Jul 2023 to Jun 2024	percent change	Jul 2023 - Jun 2024		Jun 2023	Jun 2024	percent change	Jun 2023	Jun 2024	Jun 2023	Jun 2024	Jun 2023	Jun 2024	percent change
							number	percent										
Act on Neg Inst	3	7	133%	17	2	-88%	-5	29%	0	0	0%	0%	0%	0	0	0	5	
Asbestos	0	0	0%	0	0	0%	0	100%	0	0	0%	0%	0%	0	0	0	0	0%
Assault & Bat	9	8	-11%	17	11	-35%	3	138%	3	5	67%	17%	31%	400	750	18	16	-11%
Auto - Pers Inj	838	799	-5%	920	919	0%	120	115%	342	237	-31%	29%	22%	490	356	1,177	1,057	-10%
Auto - Property	48	42	-13%	40	43	8%	1	102%	1	2	100%	3%	6%	25	57	34	32	-6%
Book Account	341	407	19%	366	338	-8%	-69	83%	14	5	-64%	10%	2%	49	15	147	213	45%
Civil Rights	10	10	0%	10	9	-10%	-1	90%	2	5	150%	17%	38%	240	600	12	13	8%
Complex Comm	13	6	-54%	7	11	57%	5	183%	2	0	-100%	17%	0%	185	0	12	8	-33%
Condemnation	35	19	-46%	36	37	3%	18	195%	19	17	-11%	40%	57%	651	1,074	48	30	-38%
Construction	28	23	-18%	20	32	60%	9	139%	10	12	20%	27%	43%	429	626	37	28	-24%
Contract/Comm	438	465	6%	410	456	11%	-9	98%	36	36	0%	11%	11%	99	93	323	332	3%
Employment	13	8	-38%	11	9	-18%	1	113%	4	3	-25%	31%	25%	369	450	13	12	-8%
Lieu of P. Writ	42	43	2%	50	50	0%	7	116%	9	4	-56%	22%	10%	257	112	41	40	-2%
Medical Malprac	65	52	-20%	74	62	-16%	10	119%	53	44	-17%	39%	35%	978	1,015	136	126	-7%
Name Change	152	186	22%	143	179	25%	-7	96%	0	0	0%	0%	0%	0	0	42	50	19%
Other Insurance	13	24	85%	18	21	17%	-3	88%	10	5	-50%	56%	24%	923	250	18	21	17%
Other MCL	0	0	0%	1	0	-100%	0	100%	0	0	0%	0%	0%	0	0	0	0	0%
Other Track 1	281	296	5%	284	298	5%	2	101%	42	47	12%	23%	26%	179	191	182	183	1%
Other Track 3	93	123	32%	115	107	-7%	-16	87%	34	21	-38%	25%	14%	439	205	137	154	12%
Other Track 4	14	10	-29%	12	15	25%	5	150%	3	4	33%	16%	27%	257	480	19	15	-21%
Personal Injury	497	511	3%	492	501	2%	-10	98%	224	202	-10%	30%	27%	541	474	745	753	1%
Prod Liability	17	11	-35%	12	14	17%	3	127%	6	5	-17%	27%	26%	424	545	22	19	-14%
Prof Malpractic	37	33	-11%	24	31	29%	-2	94%	22	22	0%	29%	28%	714	800	75	80	7%
PIP Coverage	7	8	14%	6	6	0%	-2	75%	1	1	0%	25%	17%	171	150	4	6	50%
Real Property	25	18	-28%	28	20	-29%	2	111%	5	4	-20%	33%	33%	240	267	15	12	-20%
Tort Other	100	106	6%	101	95	-6%	-11	90%	20	22	10%	20%	20%	240	249	98	110	12%
Toxic Tort	0	0	0%	0	0	0%	0	100%	0	0	0%	0%	0%	0	0	0	0	0%
UM/UIM Bod Inj	54	43	-20%	56	49	-13%	6	114%	7	6	-14%	13%	13%	156	167	54	47	-13%
<b>Total</b>	<b>3,173</b>	<b>3,258</b>	<b>3%</b>	<b>3,270</b>	<b>3,315</b>	<b>1%</b>	<b>57</b>	<b>102%</b>	<b>869</b>	<b>709</b>	<b>-18%</b>	<b>25%</b>	<b>21%</b>	<b>329</b>	<b>261</b>	<b>3,409</b>	<b>3,362</b>	<b>-1%</b>

NOTE: Some Multicounty Litigation (MCL) cases were transferred in November 2014: Atlantic to Bergen = 8,935; Atlantic to Middlesex = 4,070.

**CIVIL BACKLOG SUMMARY BY CASETYPE**

June 2024

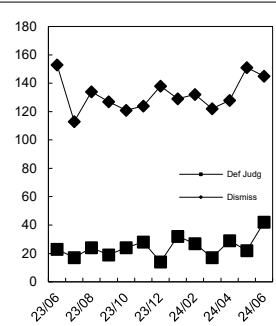
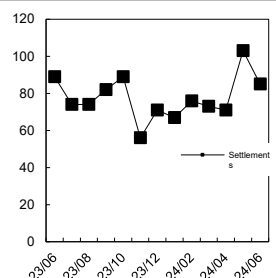
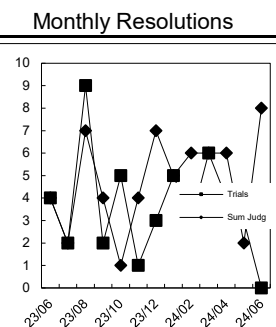
OCEAN

	Cases in Backlog															Total Backlog
	Track 1					Track 2				Track 3			Track 4			
	12 to 18 months	18 to 24 months	24 to 36 months	over 36 months	Total Track 1	18 to 24 months	24 to 36 months	over 36 months	Total Track 2	24 to 36 months	over 36 months	Total Track 3	24 to 36 months	over 36 months	Total Track 4	
Act on Neg Inst	0	0	0	0	0	0	0	0	0	0	0	0	0	0	0	0
Asbestos	0	0	0	0	0	0	0	0	0	0	0	0	0	0	0	0
Assault & Bat	0	0	0	0	0	0	0	0	0	4	1	5	0	0	0	5
Auto - Pers Inj	0	0	0	0	0	97	112	26	235	0	2	2	0	0	0	237
Auto - Property	0	0	0	0	0	1	1	0	2	0	0	0	0	0	0	2
Book Account	2	2	1	0	5	0	0	0	0	0	0	0	0	0	0	5
Civil Rights	0	0	0	0	0	0	0	0	0	4	1	5	0	0	0	5
Complex Comm	0	0	0	0	0	0	0	0	0	0	0	0	0	0	0	0
Condemnation	0	0	0	0	0	0	0	0	0	1	16	17	0	0	0	17
Construction	0	0	0	0	0	4	6	1	11	0	1	1	0	0	0	12
Contract/Comm	0	0	0	0	0	17	11	8	36	0	0	0	0	0	0	36
Employment	0	0	0	0	0	1	2	0	3	0	0	0	0	0	0	3
Lieu of P. Writ	0	0	0	0	0	0	0	0	0	0	0	0	2	2	4	4
Medical Malprac	0	0	0	0	0	0	0	0	0	23	21	44	0	0	0	44
Name Change	0	0	0	0	0	0	0	0	0	0	0	0	0	0	0	0
Other Insurance	3	1	1	0	5	0	0	0	0	0	0	0	0	0	0	5
Other MCL	0	0	0	0	0	0	0	0	0	0	0	0	0	0	0	0
Other Track 1	22	13	5	4	44	0	1	0	1	2	0	2	0	0	0	47
Other Track 3	0	0	0	0	0	0	0	0	0	11	10	21	0	0	0	21
Other Track 4	0	0	0	0	0	0	0	0	0	0	0	0	2	2	4	4
Personal Injury	0	0	0	0	0	90	75	36	201	1	0	1	0	0	0	202
Prod Liability	0	0	0	0	0	0	0	0	0	1	4	5	0	0	0	5
Prof Malpractic	0	0	0	0	0	0	0	0	0	15	7	22	0	0	0	22
PIP Coverage	0	0	1	0	1	0	0	0	0	0	0	0	0	0	0	1
Real Property	0	1	2	1	4	0	0	0	0	0	0	0	0	0	0	4
Tort Other	0	0	0	0	0	8	12	2	22	0	0	0	0	0	0	22
Toxic Tort	0	0	0	0	0	0	0	0	0	0	0	0	0	0	0	0
UM/UIM Bod Inj	0	0	0	0	0	3	3	0	6	0	0	0	0	0	0	6
<b>Total</b>	<b>27</b>	<b>17</b>	<b>10</b>	<b>5</b>	<b>59</b>	<b>221</b>	<b>223</b>	<b>73</b>	<b>517</b>	<b>62</b>	<b>63</b>	<b>125</b>	<b>4</b>	<b>4</b>	<b>8</b>	<b>709</b>

NOTE: Some Multicounty Litigation (MCL) cases were transferred in November 2014: Atlantic to Bergen = 8,935; Atlantic to Middlesex = 4,070.

**CIVIL RESOLUTION SUMMARY BY CASETYPE**  
**JULY 2023 - JUNE 2024**  
**OCEAN**

	Trial			Summary					Total	Percent resolved by						Monthly Resolutions
	Jury	Nonjury	Total	Judgment	Settlement	Default Judgment	Dismiss	Other		Trial	Sum Jud	Settle	Default J	Dismiss	Other	
Act on Neg Inst	0	0	0	0	0	1	1	0	2	0%	0%	0%	50%	50%	0%	
Asbestos	0	0	0	0	0	0	0	0	0	0%	0%	0%	0%	0%	0%	
Assault & Bat	0	0	0	0	2	1	8	0	11	0%	0%	18%	9%	73%	0%	
Auto - Pers Inj	22	0	22	7	313	6	537	34	919	2%	1%	34%	1%	58%	4%	
Auto - Property	0	0	0	1	6	12	24	0	43	0%	2%	14%	28%	56%	0%	
Book Account	0	0	0	13	59	131	131	4	338	0%	4%	17%	39%	39%	1%	
Civil Rights	0	0	0	1	0	0	6	2	9	0%	11%	0%	0%	67%	22%	
Complex Commerc	0	0	0	1	2	0	7	1	11	0%	9%	18%	0%	64%	9%	
Condemnation	0	1	1	0	5	0	3	28	37	3%	0%	14%	0%	8%	76%	
Construction	1	1	2	1	9	5	13	2	32	6%	3%	28%	16%	41%	6%	
Contract/Commer	0	0	0	12	100	110	220	14	456	0%	3%	22%	24%	48%	3%	
Employment	0	0	0	0	3	0	4	2	9	0%	0%	33%	0%	44%	22%	
Lieu of P. Writ	0	9	9	0	1	0	28	12	50	18%	0%	2%	0%	56%	24%	
Medical Malprac	1	0	1	4	30	0	26	1	62	2%	6%	48%	0%	42%	2%	
Name Change	0	0	0	0	0	0	10	169	179	0%	0%	0%	0%	6%	94%	
Other Insurance	0	0	0	4	3	1	12	1	21	0%	19%	14%	5%	57%	5%	
Other MCL	0	0	0	0	0	0	0	0	0	0%	0%	0%	0%	0%	0%	
Other Track 1	0	2	2	2	73	8	115	98	298	1%	1%	24%	3%	39%	33%	
Other Track 3	0	0	0	4	35	0	55	13	107	0%	4%	33%	0%	51%	12%	
Other Track 4	0	0	0	0	3	3	7	2	15	0%	0%	20%	20%	47%	13%	
Personal Injury	3	0	3	3	206	8	245	36	501	1%	1%	41%	2%	49%	7%	
Prod Liability	0	0	0	2	3	0	8	1	14	0%	14%	21%	0%	57%	7%	
Prof Malpractic	1	0	1	1	14	0	14	1	31	3%	3%	45%	0%	45%	3%	
PIP Coverage	0	0	0	0	1	0	4	1	6	0%	0%	17%	0%	67%	17%	
Real Property	0	0	0	1	5	1	9	4	20	0%	5%	25%	5%	45%	20%	
Tort Other	2	0	2	1	27	6	51	8	95	2%	1%	28%	6%	54%	8%	
Toxic Tort	0	0	0	0	0	0	0	0	0	0%	0%	0%	0%	0%	0%	
UM/UIM Bod Inj	0	0	0	0	21	2	26	0	49	0%	0%	43%	4%	53%	0%	
<b>Total</b>	<b>30</b>	<b>13</b>	<b>43</b>	<b>58</b>	<b>921</b>	<b>295</b>	<b>1,564</b>	<b>434</b>	<b>3,315</b>	<b>1%</b>	<b>2%</b>	<b>28%</b>	<b>9%</b>	<b>47%</b>	<b>13%</b>	

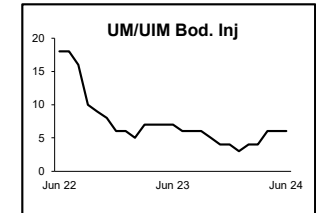
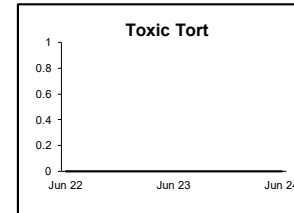
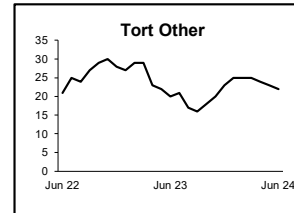
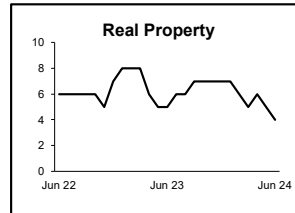
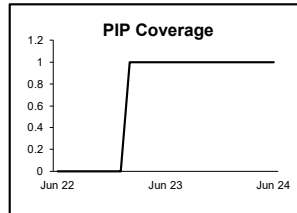
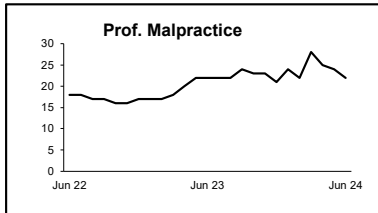
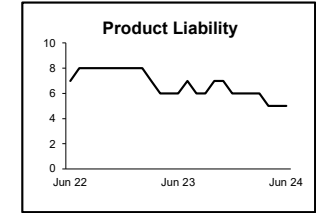
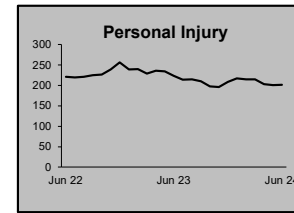
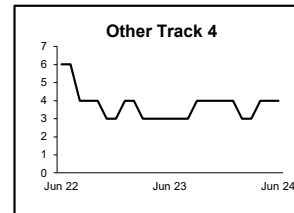
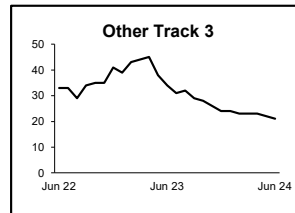
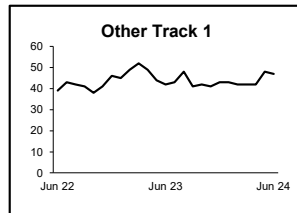
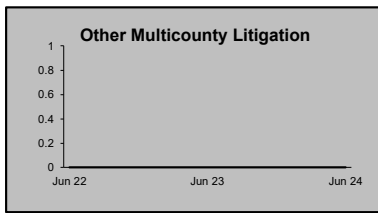
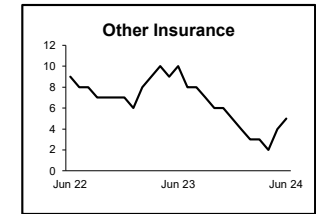
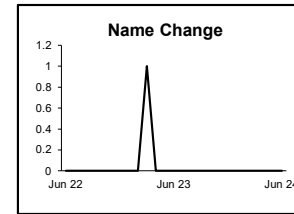
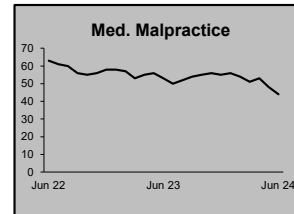
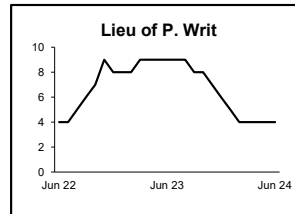
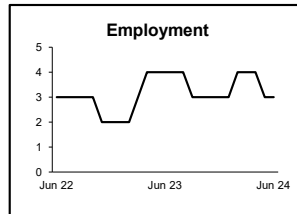
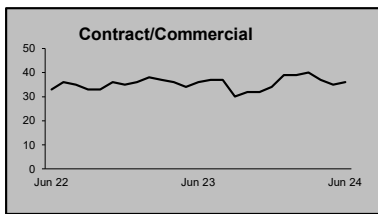
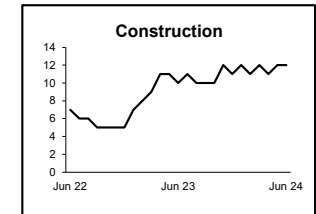
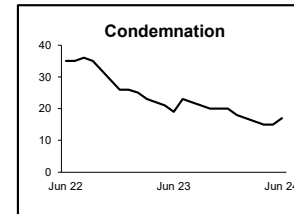
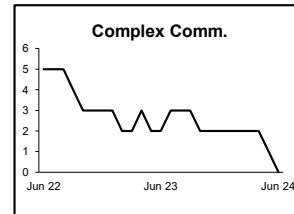
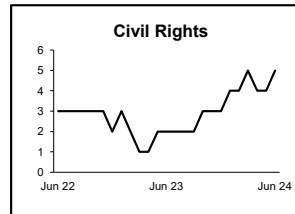
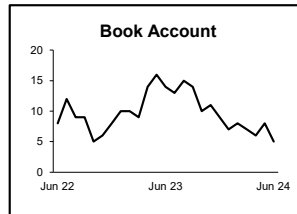
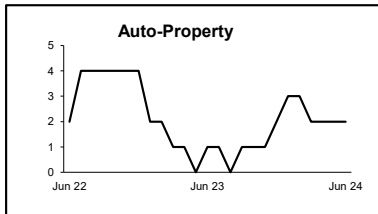
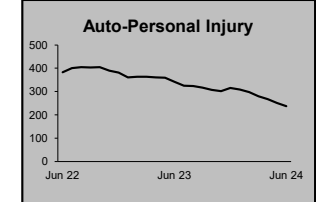
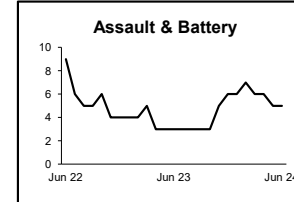
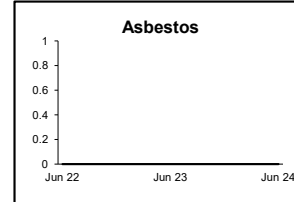
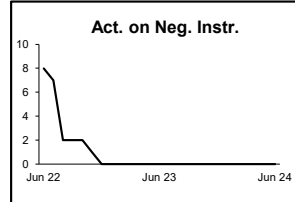
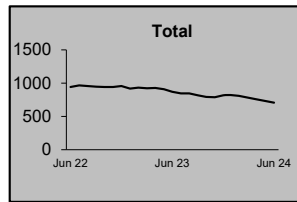


NOTE: Some Multicounty Litigation (MCL) cases were transferred in November 2014: Atlantic to Bergen = 8,935; Atlantic to Middlesex = 4,070.



**CIVIL BACKLOG BY CASETYPE  
JUNE 2024  
OCEAN**

	<b>Total</b>	
	Backlog	% chg
Jun 22	941	
Jun 23	869	-8%
Jun 24	709	-18%



1) Casetypes with the state's largest backlogs are highlighted.

2) Some Multicounty Litigation (MCL) cases were transferred in November 2014: Atlantic to Bergen = 8,935; Atlantic to Middlesex = 4,070.

**CIVIL CASELOAD SUMMARY BY CASETYPE**  
**JULY 2023 - JUNE 2024**  
**PASSAIC**

	Filings			Resolutions			Clearance		Backlog			Backlog Percent		Backlog Per 100 Monthly Filings		Active Pending		
	Jul 2022 to Jun 2023	Jul 2023 to Jun 2024	percent change	Jul 2022 to Jun 2023	Jul 2023 to Jun 2024	percent change	Jul 2023 - Jun 2024		Jun 2023	Jun 2024	percent change	Jun 2023	Jun 2024	Jun 2023	Jun 2024	Jun 2023	Jun 2024	percent change
							number	percent										
Act on Neg Inst	7	8	14%	6	11	83%	3	138%	4	1	-75%	44%	17%	686	150	9	6	-33%
Asbestos	0	0	0%	0	0	0%	0	100%	0	0	0%	0%	0%	0	0	0	0	0%
Assault & Bat	7	9	29%	10	17	70%	8	189%	49	113	131%	40%	90%	8,400	15,067	124	125	1%
Auto - Pers Inj	1,528	1,694	11%	1,914	1,641	-14%	-53	97%	413	335	-19%	23%	18%	324	237	1,825	1,869	2%
Auto - Property	58	83	43%	77	62	-19%	-21	75%	3	2	-33%	8%	4%	62	29	37	57	54%
Book Account	335	446	33%	359	395	10%	-51	89%	15	20	33%	8%	9%	54	54	186	234	26%
Civil Rights	15	18	20%	20	19	-5%	1	106%	6	14	133%	19%	54%	480	933	32	26	-19%
Complex Comm	15	20	33%	12	13	8%	-7	65%	4	10	150%	24%	34%	320	600	17	29	71%
Condemnation	3	5	67%	1	1	0%	-4	20%	1	1	0%	33%	14%	400	240	3	7	133%
Construction	10	15	50%	21	13	-38%	-2	87%	9	7	-22%	47%	33%	1,080	560	19	21	11%
Contract/Comm	413	437	6%	403	394	-2%	-43	90%	71	71	0%	20%	18%	206	195	357	401	12%
Employment	19	16	-16%	14	12	-14%	-4	75%	3	5	67%	19%	25%	189	375	16	20	25%
Lieu of P. Writ	27	32	19%	34	25	-26%	-7	78%	1	2	100%	5%	7%	44	75	22	30	36%
Medical Malprac	35	39	11%	50	29	-42%	-10	74%	38	38	0%	45%	40%	1,303	1,169	84	94	12%
Name Change	113	138	22%	115	138	20%	0	100%	1	0	-100%	3%	0%	11	0	36	36	0%
Other Insurance	26	22	-15%	27	18	-33%	-4	82%	3	5	67%	18%	26%	138	273	17	19	12%
Other MCL	0	0	0%	0	0	0%	0	100%	0	0	0%	0%	0%	0	0	0	0	0%
Other Track 1	166	171	3%	203	162	-20%	-9	95%	17	29	71%	16%	24%	123	204	107	121	13%
Other Track 3	106	86	-19%	81	82	1%	-4	95%	33	36	9%	23%	24%	374	502	144	147	2%
Other Track 4	7	9	29%	12	10	-17%	1	111%	14	12	-14%	64%	57%	2,400	1,600	22	21	-5%
Personal Injury	569	538	-5%	517	529	2%	-9	98%	187	195	4%	25%	25%	394	435	762	770	1%
Prod Liability	15	5	-67%	12	11	-8%	6	220%	5	6	20%	23%	33%	400	1,440	22	18	-18%
Prof Malpractic	15	14	-7%	26	21	-19%	7	150%	13	17	31%	32%	46%	1,040	1,457	41	37	-10%
PIP Coverage	11	6	-45%	12	9	-25%	3	150%	3	1	-67%	38%	20%	327	200	8	5	-38%
Real Property	15	18	20%	15	15	0%	-3	83%	5	5	0%	45%	42%	400	333	11	12	9%
Tort Other	70	77	10%	66	75	14%	-2	97%	26	19	-27%	30%	22%	446	296	87	86	-1%
Toxic Tort	0	0	0%	0	0	0%	0	100%	0	1		0%	100%	0		1	1	0%
UM/UIM Bod Inj	73	78	7%	87	76	-13%	-2	97%	18	21	17%	21%	23%	296	323	87	90	3%
<b>Total</b>	<b>3,658</b>	<b>3,984</b>	<b>9%</b>	<b>4,094</b>	<b>3,778</b>	<b>-8%</b>	<b>-206</b>	<b>95%</b>	<b>942</b>	<b>966</b>	<b>3%</b>	<b>23%</b>	<b>23%</b>	<b>309</b>	<b>291</b>	<b>4,076</b>	<b>4,282</b>	<b>5%</b>

NOTE: Some Multicounty Litigation (MCL) cases were transferred in November 2014: Atlantic to Bergen = 8,935; Atlantic to Middlesex = 4,070.

## CIVIL BACKLOG SUMMARY BY CASETYPE

June 2024

PASSAIC

	Cases in Backlog															Total Backlog
	Track 1					Track 2				Track 3			Track 4			
	12 to 18 months	18 to 24 months	24 to 36 months	over 36 months	Total Track 1	18 to 24 months	24 to 36 months	over 36 months	Total Track 2	24 to 36 months	over 36 months	Total Track 3	24 to 36 months	over 36 months	Total Track 4	
Act on Neg Inst	0	0	0	1	1	0	0	0	0	0	0	0	0	0	0	1
Asbestos	0	0	0	0	0	0	0	0	0	0	0	0	0	0	0	0
Assault & Bat	0	0	0	0	0	0	0	0	0	69	44	113	0	0	0	113
Auto - Pers Inj	0	0	0	0	0	170	111	54	335	0	0	0	0	0	0	335
Auto - Property	0	0	0	0	0	1	1	0	2	0	0	0	0	0	0	2
Book Account	9	5	4	2	20	0	0	0	0	0	0	0	0	0	0	20
Civil Rights	0	0	0	0	0	0	0	0	0	12	2	14	0	0	0	14
Complex Comm	0	0	0	0	0	0	0	0	0	0	0	0	6	4	10	10
Condemnation	0	0	0	0	0	0	0	0	0	0	1	1	0	0	0	1
Construction	0	0	0	0	0	2	2	3	7	0	0	0	0	0	0	7
Contract/Comm	0	0	0	0	0	21	24	26	71	0	0	0	0	0	0	71
Employment	0	0	0	0	0	1	3	1	5	0	0	0	0	0	0	5
Lieu of P. Writ	0	0	0	0	0	0	0	0	0	0	0	0	1	1	2	2
Medical Malprac	0	0	0	0	0	0	0	0	0	12	26	38	0	0	0	38
Name Change	0	0	0	0	0	0	0	0	0	0	0	0	0	0	0	0
Other Insurance	3	0	1	1	5	0	0	0	0	0	0	0	0	0	0	5
Other MCL	0	0	0	0	0	0	0	0	0	0	0	0	0	0	0	0
Other Track 1	8	9	6	3	26	1	0	0	1	1	1	2	0	0	0	29
Other Track 3	0	0	0	0	0	0	0	0	0	25	11	36	0	0	0	36
Other Track 4	0	0	0	0	0	0	0	0	0	0	0	0	1	11	12	12
Personal Injury	0	0	0	0	0	110	59	26	195	0	0	0	0	0	0	195
Prod Liability	0	0	0	0	0	0	0	0	0	4	2	6	0	0	0	6
Prof Malpractic	0	0	0	0	0	0	0	0	0	9	8	17	0	0	0	17
PIP Coverage	0	1	0	0	1	0	0	0	0	0	0	0	0	0	0	1
Real Property	2	0	1	2	5	0	0	0	0	0	0	0	0	0	0	5
Tort Other	0	0	0	0	0	6	8	5	19	0	0	0	0	0	0	19
Toxic Tort	0	0	0	0	0	0	0	0	0	1	0	1	0	0	0	1
UM/UIM Bod Inj	0	0	0	0	0	7	7	7	21	0	0	0	0	0	0	21
<b>Total</b>	<b>22</b>	<b>15</b>	<b>12</b>	<b>9</b>	<b>58</b>	<b>319</b>	<b>215</b>	<b>122</b>	<b>656</b>	<b>133</b>	<b>95</b>	<b>228</b>	<b>8</b>	<b>16</b>	<b>24</b>	<b>966</b>

NOTE: Some Multicounty Litigation (MCL) cases were transferred in November 2014: Atlantic to Bergen = 8,935; Atlantic to Middlesex = 4,070.

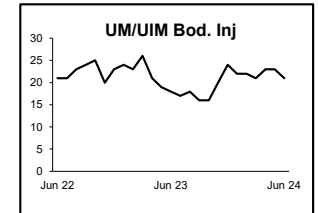
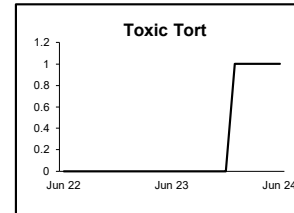
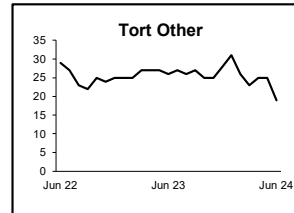
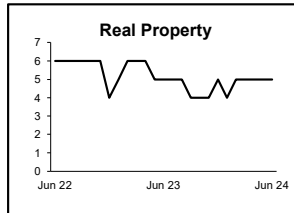
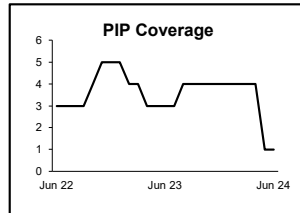
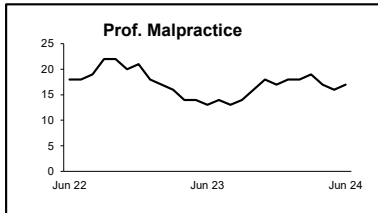
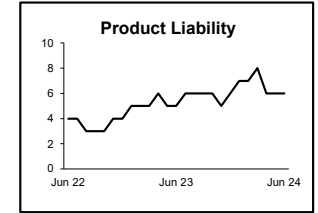
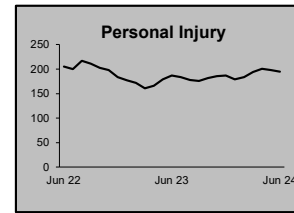
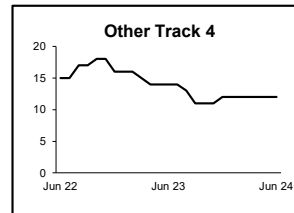
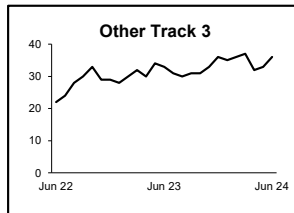
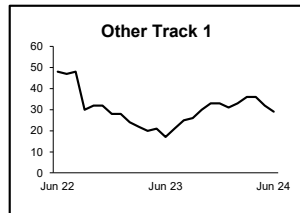
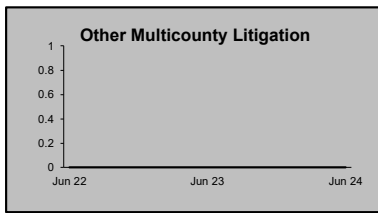
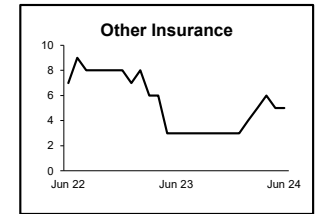
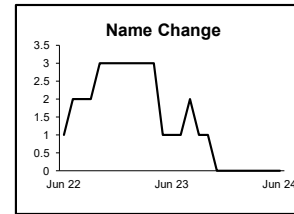
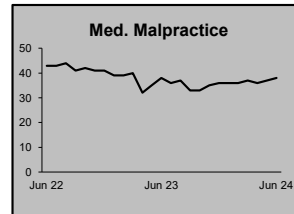
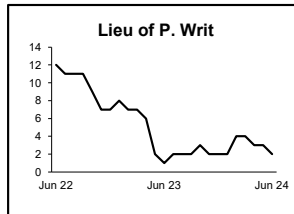
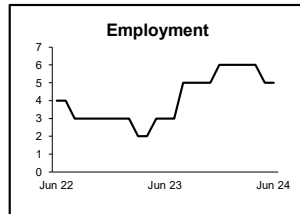
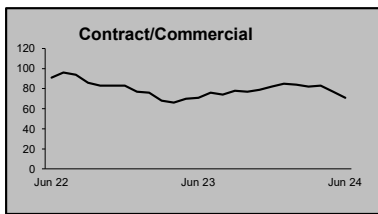
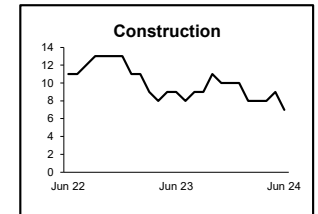
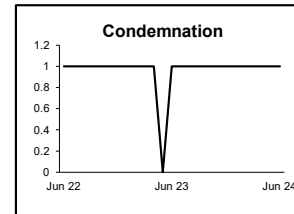
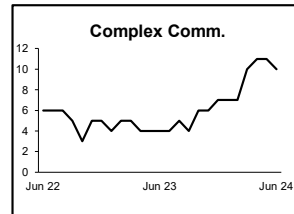
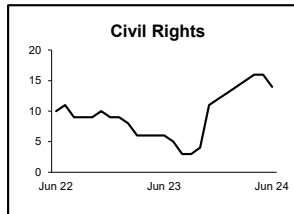
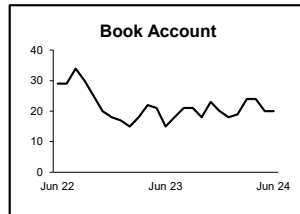
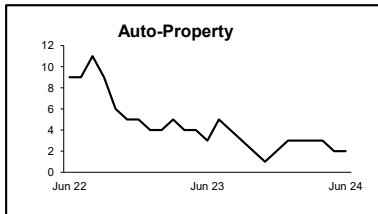
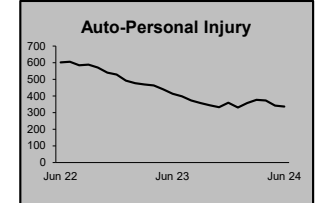
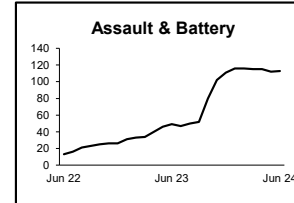
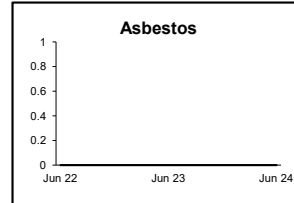
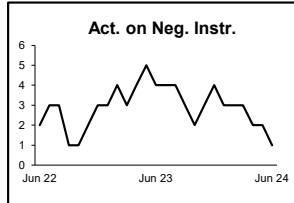
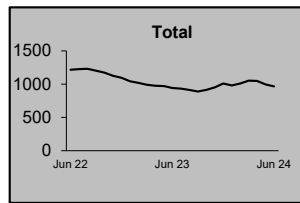
**CIVIL RESOLUTION SUMMARY BY CASETYPE**  
**JULY 2023 - JUNE 2024**  
**PASSAIC**

	Trial			Summary					Total	Percent resolved by						Monthly Resolutions
	Jury	Nonjury	Total	Judgment	Settlement	Default Judgment	Dismiss	Other		Trial	Sum Jud	Settle	Default J	Dismiss	Other	
Act on Neg Inst	0	0	0	1	0	2	7	1	11	0%	9%	0%	18%	64%	9%	
Asbestos	0	0	0	0	0	0	0	0	0	0%	0%	0%	0%	0%	0%	
Assault & Bat	0	0	0	1	4	0	12	0	17	0%	6%	24%	0%	71%	0%	
Auto - Pers Inj	4	0	4	16	667	21	891	42	1,641	0%	1%	41%	1%	54%	3%	
Auto - Property	0	0	0	0	10	14	37	1	62	0%	0%	16%	23%	60%	2%	
Book Account	0	1	1	11	54	158	168	3	395	0%	3%	14%	40%	43%	1%	
Civil Rights	0	0	0	0	4	0	14	1	19	0%	0%	21%	0%	74%	5%	
Complex Commerc	0	0	0	0	1	2	6	4	13	0%	0%	8%	15%	46%	31%	
Condemnation	0	0	0	0	0	0	1	0	1	0%	0%	0%	0%	100%	0%	
Construction	0	0	0	0	4	1	8	0	13	0%	0%	31%	8%	62%	0%	
Contract/Commer	0	2	2	11	81	89	195	16	394	1%	3%	21%	23%	49%	4%	
Employment	0	0	0	0	5	0	5	2	12	0%	0%	42%	0%	42%	17%	
Lieu of P. Writ	0	0	0	0	0	0	22	3	25	0%	0%	0%	0%	88%	12%	
Medical Malprac	0	0	0	0	10	0	19	0	29	0%	0%	34%	0%	66%	0%	
Name Change	0	0	0	0	0	0	14	124	138	0%	0%	0%	0%	10%	90%	
Other Insurance	0	0	0	1	2	0	12	3	18	0%	6%	11%	0%	67%	17%	
Other MCL	0	0	0	0	0	0	0	0	0	0%	0%	0%	0%	0%	0%	
Other Track 1	0	0	0	5	39	15	92	11	162	0%	3%	24%	9%	57%	7%	
Other Track 3	1	0	1	0	29	1	44	7	82	1%	0%	35%	1%	54%	9%	
Other Track 4	0	0	0	1	3	0	6	0	10	0%	10%	30%	0%	60%	0%	
Personal Injury	2	0	2	2	256	11	233	25	529	0%	0%	48%	2%	44%	5%	
Prod Liability	0	0	0	0	2	0	9	0	11	0%	0%	18%	0%	82%	0%	
Prof Malpractic	0	0	0	0	6	0	13	2	21	0%	0%	29%	0%	62%	10%	
PIP Coverage	0	0	0	2	0	0	7	0	9	0%	22%	0%	0%	78%	0%	
Real Property	0	0	0	1	2	3	6	3	15	0%	7%	13%	20%	40%	20%	
Tort Other	0	0	0	0	14	2	57	2	75	0%	0%	19%	3%	76%	3%	
Toxic Tort	0	0	0	0	0	0	0	0	0	0%	0%	0%	0%	0%	0%	
UM/UM Bod Inj	0	0	0	0	29	1	43	3	76	0%	0%	38%	1%	57%	4%	
<b>Total</b>	<b>7</b>	<b>3</b>	<b>10</b>	<b>52</b>	<b>1,222</b>	<b>320</b>	<b>1,921</b>	<b>253</b>	<b>3,778</b>	<b>0%</b>	<b>1%</b>	<b>32%</b>	<b>8%</b>	<b>51%</b>	<b>7%</b>	

NOTE: Some Multicounty Litigation (MCL) cases were transferred in November 2014: Atlantic to Bergen = 8,935; Atlantic to Middlesex = 4,070.

**CIVIL BACKLOG BY CASETYPE  
JUNE 2024  
PASSAIC**

	<b>Total</b>	<b>Backlog</b>	<b>% chg</b>
Jun 22		1,212	
Jun 23		942	-22%
Jun 24		966	3%



1) Casetypes with the state's largest backlogs are highlighted.

2) Some Multicounty Litigation (MCL) cases were transferred in November 2014: Atlantic to Bergen = 8,935; Atlantic to Middlesex = 4,070.

**CIVIL CASELOAD SUMMARY BY CASETYPE**  
**JULY 2023 - JUNE 2024**  
**SALEM**

	Filings			Resolutions			Clearance		Backlog			Backlog Percent		Backlog Per 100 Monthly Filings		Active Pending		
	Jul 2022 to Jun 2023	Jul 2023 to Jun 2024	percent change	Jul 2022 to Jun 2023	Jul 2023 to Jun 2024	percent change	Jul 2023 - Jun 2024		Jun 2023	Jun 2024	percent change	Jun 2023	Jun 2024	Jun 2023	Jun 2024	Jun 2023	Jun 2024	percent change
	number	percent																
Act on Neg Inst	1	0	-100%	1	0	-100%	0	100%	0	0	0%	0%	0%	0	0	0	0	0%
Asbestos	0	0	0%	0	0	0%	0	100%	0	0	0%	0%	0%	0	0	0	0	0%
Assault & Bat	0	0	0%	4	0	-100%	0	100%	0	1		0%	100%	0		0	1	
Auto - Pers Inj	43	48	12%	44	46	5%	-2	96%	15	5	-67%	31%	10%	419	125	48	50	4%
Auto - Property	4	6	50%	9	3	-67%	-3	50%	0	0	0%	0%	0%	0	0	2	5	150%
Book Account	39	29	-26%	36	28	-22%	-1	97%	3	2	-33%	15%	10%	92	83	20	21	5%
Civil Rights	3	5	67%	4	3	-25%	-2	60%	0	1		0%	17%	0	240	3	6	100%
Complex Comm	1	1	0%	1	0	-100%	-1	0%	0	0	0%	0%	0%	0	0	0	1	
Condemnation	0	1		0	1		0	100%	0	0	0%	0%	0%	0	0	0	0	0%
Construction	0	0	0%	1	2	100%	2	100%	1	0	-100%	50%	0%		0	2	0	-100%
Contract/Comm	48	47	-2%	46	34	-26%	-13	72%	2	2	0%	8%	5%	50	51	25	38	52%
Employment	0	4		0	2		-2	50%	0	0	0%	0%	0%	0	0	0	0	2
Lieu of P. Writ	7	6	-14%	7	3	-57%	-3	50%	0	1		0%	13%	0	200	5	8	60%
Medical Malprac	2	2	0%	2	1	-50%	-1	50%	1	0	-100%	33%	0%	600	0	3	4	33%
Name Change	19	18	-5%	17	17	0%	-1	94%	0	0	0%	0%	0%	0	0	4	5	25%
Other Insurance	1	1	0%	0	2		1	200%	1	0	-100%	50%	0%	1,200	0	2	1	-50%
Other MCL	0	1		0	1		0	100%	0	0	0%	0%	0%	0	0	0	0	0%
Other Track 1	19	29	53%	21	29	38%	0	100%	3	1	-67%	30%	11%	189	41	10	9	-10%
Other Track 3	11	8	-27%	8	18	125%	10	225%	2	0	-100%	13%	0%	218	0	16	6	-63%
Other Track 4	2	2	0%	2	1	-50%	-1	50%	2	2	0%	67%	50%	1,200	1,200	3	4	33%
Personal Injury	22	35	59%	27	28	4%	-7	80%	10	8	-20%	29%	20%	545	274	35	41	17%
Prod Liability	0	4		1	5	400%	1	125%	1	0	-100%	100%	0%		0	1	0	-100%
Prof Malpractic	1	4	300%	1	3	200%	-1	75%	1	3	200%	25%	60%	1,200	900	4	5	25%
PIP Coverage	3	0	-100%	1	2	100%	2	100%	0	0	0%	0%	0%	0	0	2	0	-100%
Real Property	5	2	-60%	3	2	-33%	0	100%	0	1		0%	33%	0	600	2	3	50%
Tort Other	10	5	-50%	9	8	-11%	3	160%	3	3	0%	33%	50%	360	720	9	6	-33%
Toxic Tort	1	1	0%	4	1	-75%	0	100%	0	0	0%	0%	0%	0	0	0	0	0%
UM/UIM Bod Inj	7	3	-57%	1	8	700%	5	267%	2	0	-100%	22%	0%	343	0	9	4	-56%
<b>Total</b>	<b>249</b>	<b>262</b>	<b>5%</b>	<b>250</b>	<b>248</b>	<b>-1%</b>	<b>-14</b>	<b>95%</b>	<b>47</b>	<b>30</b>	<b>-36%</b>	<b>23%</b>	<b>14%</b>	<b>227</b>	<b>137</b>	<b>205</b>	<b>220</b>	<b>7%</b>

NOTE: Some Multicounty Litigation (MCL) cases were transferred in November 2014: Atlantic to Bergen = 8,935; Atlantic to Middlesex = 4,070.

**CIVIL BACKLOG SUMMARY BY CASETYPE**

June 2024

**SALEM**

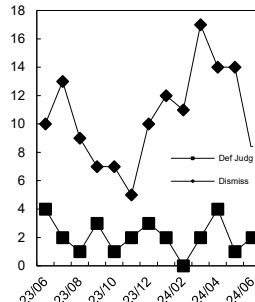
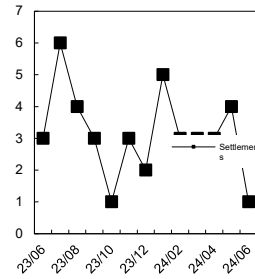
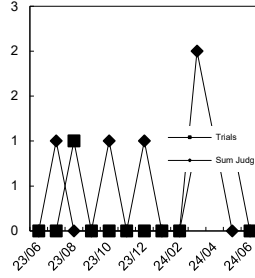
	Cases in Backlog															Total Backlog
	Track 1					Track 2				Track 3			Track 4			
	12 to 18 months	18 to 24 months	24 to 36 months	over 36 months	Total Track 1	18 to 24 months	24 to 36 months	over 36 months	Total Track 2	24 to 36 months	over 36 months	Total Track 3	24 to 36 months	over 36 months	Total Track 4	
Act on Neg Inst	0	0	0	0	0	0	0	0	0	0	0	0	0	0	0	0
Asbestos	0	0	0	0	0	0	0	0	0	0	0	0	0	0	0	0
Assault & Bat	0	0	0	0	0	0	0	0	0	1	0	1	0	0	0	1
Auto - Pers Inj	0	0	0	0	0	3	1	1	5	0	0	0	0	0	0	5
Auto - Property	0	0	0	0	0	0	0	0	0	0	0	0	0	0	0	0
Book Account	2	0	0	0	2	0	0	0	0	0	0	0	0	0	0	2
Civil Rights	0	0	0	0	0	0	0	0	0	1	0	1	0	0	0	1
Complex Comm	0	0	0	0	0	0	0	0	0	0	0	0	0	0	0	0
Condemnation	0	0	0	0	0	0	0	0	0	0	0	0	0	0	0	0
Construction	0	0	0	0	0	0	0	0	0	0	0	0	0	0	0	0
Contract/Comm	0	0	0	0	0	2	0	0	2	0	0	0	0	0	0	2
Employment	0	0	0	0	0	0	0	0	0	0	0	0	0	0	0	0
Lieu of P. Writ	0	0	0	0	0	0	0	0	0	0	0	0	1	0	1	1
Medical Malprac	0	0	0	0	0	0	0	0	0	0	0	0	0	0	0	0
Name Change	0	0	0	0	0	0	0	0	0	0	0	0	0	0	0	0
Other Insurance	0	0	0	0	0	0	0	0	0	0	0	0	0	0	0	0
Other MCL	0	0	0	0	0	0	0	0	0	0	0	0	0	0	0	0
Other Track 1	0	0	1	0	1	0	0	0	0	0	0	0	0	0	0	1
Other Track 3	0	0	0	0	0	0	0	0	0	0	0	0	0	0	0	0
Other Track 4	0	0	0	0	0	0	0	0	0	0	0	0	0	2	2	2
Personal Injury	0	0	0	0	0	2	5	1	8	0	0	0	0	0	0	8
Prod Liability	0	0	0	0	0	0	0	0	0	0	0	0	0	0	0	0
Prof Malpractic	0	0	0	0	0	0	0	0	0	2	1	3	0	0	0	3
PIP Coverage	0	0	0	0	0	0	0	0	0	0	0	0	0	0	0	0
Real Property	0	0	0	1	1	0	0	0	0	0	0	0	0	0	0	1
Tort Other	0	0	0	0	0	2	0	1	3	0	0	0	0	0	0	3
Toxic Tort	0	0	0	0	0	0	0	0	0	0	0	0	0	0	0	0
UM/UIM Bod Inj	0	0	0	0	0	0	0	0	0	0	0	0	0	0	0	0
<b>Total</b>	<b>2</b>	<b>0</b>	<b>1</b>	<b>1</b>	<b>4</b>	<b>9</b>	<b>6</b>	<b>3</b>	<b>18</b>	<b>4</b>	<b>1</b>	<b>5</b>	<b>1</b>	<b>2</b>	<b>3</b>	<b>30</b>

NOTE: Some Multicounty Litigation (MCL) cases were transferred in November 2014: Atlantic to Bergen = 8,935; Atlantic to Middlesex = 4,070.

**CIVIL RESOLUTION SUMMARY BY CASETYPE  
JULY 2023 - JUNE 2024  
SALEM**

	Trial			Summary					Total	Percent resolved by						Monthly Resolutions
	Jury	Nonjury	Total	Judgment	Settlement	Default Judgment	Dismiss	Other		Trial	Sum Jud	Settle	Default J	Dismiss	Other	
Act on Neg Inst	0	0	0	0	0	0	0	0	0	0%	0%	0%	0%	0%	0%	
Asbestos	0	0	0	0	0	0	0	0	0	0%	0%	0%	0%	0%	0%	
Assault & Bat	0	0	0	0	0	0	0	0	0	0%	0%	0%	0%	0%	0%	
Auto - Pers Inj	1	0	1	0	8	2	29	6	46	2%	0%	17%	4%	63%	13%	
Auto - Property	0	0	0	0	0	3	0	0	3	0%	0%	0%	100%	0%	0%	
Book Account	0	0	0	0	2	9	16	1	28	0%	0%	7%	32%	57%	4%	
Civil Rights	0	0	0	1	0	0	2	0	3	0%	33%	0%	0%	67%	0%	
Complex Commerc	0	0	0	0	0	0	0	0	0	0%	0%	0%	0%	0%	0%	
Condemnation	0	0	0	0	1	0	0	0	1	0%	0%	100%	0%	0%	0%	
Construction	0	0	0	0	2	0	0	0	2	0%	0%	100%	0%	0%	0%	
Contract/Commer	0	0	0	2	8	7	15	2	34	0%	6%	24%	21%	44%	6%	
Employment	0	0	0	0	0	0	1	1	2	0%	0%	0%	0%	50%	50%	
Lieu of P. Writ	0	0	0	0	0	0	2	1	3	0%	0%	0%	0%	67%	33%	
Medical Malprac	0	0	0	0	1	0	0	0	1	0%	0%	100%	0%	0%	0%	
Name Change	0	0	0	0	0	0	0	17	17	0%	0%	0%	0%	0%	100%	
Other Insurance	0	0	0	1	1	0	0	0	2	0%	50%	50%	0%	0%	0%	
Other MCL	0	0	0	0	0	0	0	1	1	0%	0%	0%	0%	0%	100%	
Other Track 1	0	1	1	0	2	1	12	13	29	3%	0%	7%	3%	41%	45%	
Other Track 3	0	0	0	0	4	0	11	3	18	0%	0%	22%	0%	61%	17%	
Other Track 4	0	0	0	0	0	0	0	1	1	0%	0%	0%	0%	0%	100%	
Personal Injury	1	0	1	2	7	0	16	2	28	4%	7%	25%	0%	57%	7%	
Prod Liability	0	0	0	0	0	0	5	0	5	0%	0%	0%	0%	100%	0%	
Prof Malpractic	0	0	0	0	0	0	3	0	3	0%	0%	0%	0%	100%	0%	
PIP Coverage	0	0	0	0	0	0	2	0	2	0%	0%	0%	0%	100%	0%	
Real Property	0	0	0	0	1	0	1	0	2	0%	0%	50%	0%	50%	0%	
Tort Other	0	1	1	0	0	1	5	1	8	13%	0%	0%	13%	63%	13%	
Toxic Tort	0	0	0	0	0	0	0	1	1	0%	0%	0%	0%	0%	100%	
UM/UIM Bod Inj	0	0	0	0	1	0	7	0	8	0%	0%	13%	0%	88%	0%	
<b>Total</b>	<b>2</b>	<b>2</b>	<b>4</b>	<b>6</b>	<b>38</b>	<b>23</b>	<b>127</b>	<b>50</b>	<b>248</b>	<b>2%</b>	<b>2%</b>	<b>15%</b>	<b>9%</b>	<b>51%</b>	<b>20%</b>	

Monthly Resolutions

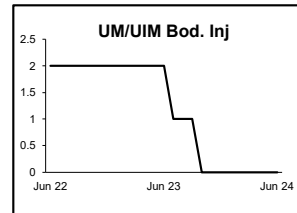
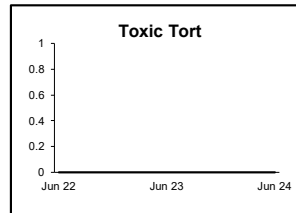
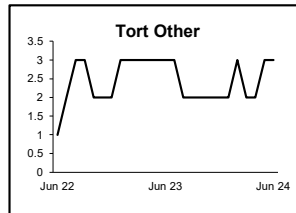
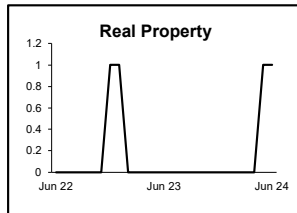
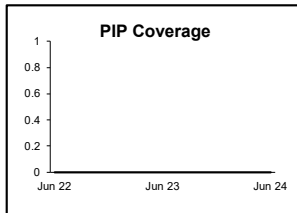
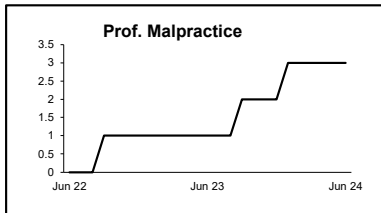
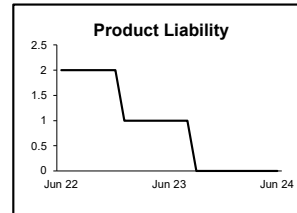
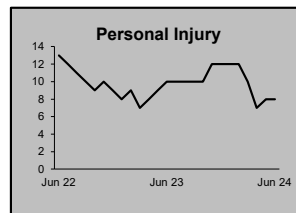
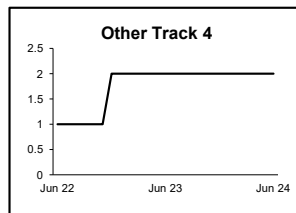
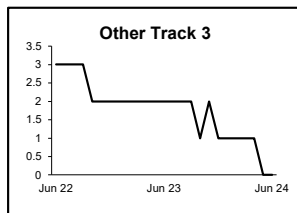
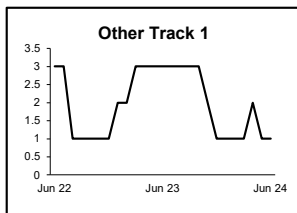
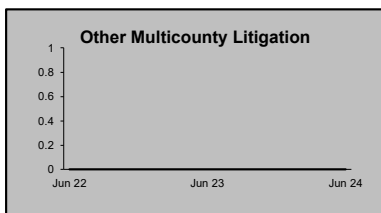
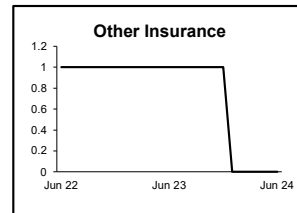
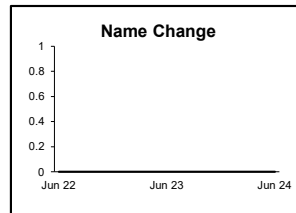
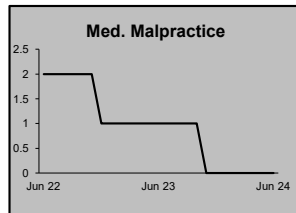
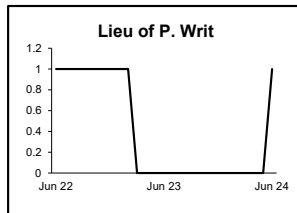
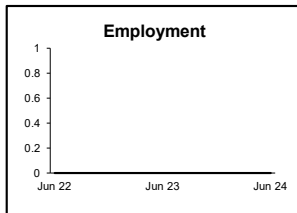
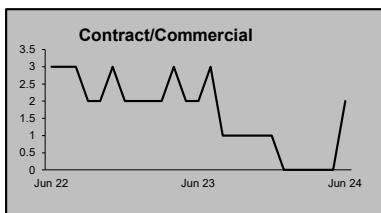
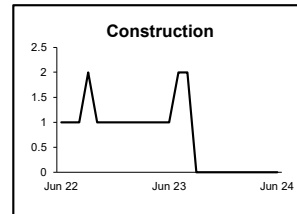
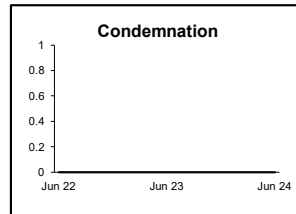

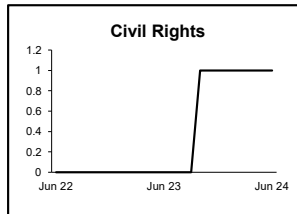
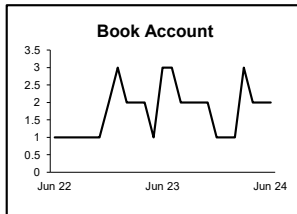
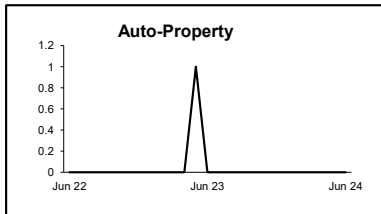
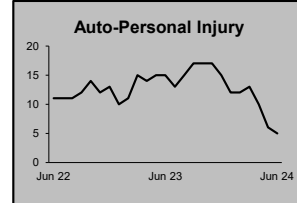
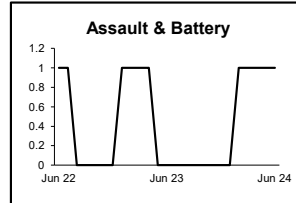
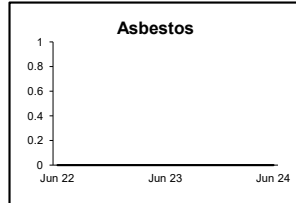
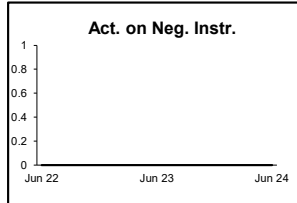
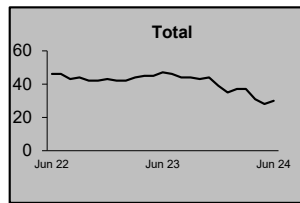


NOTE: Some Multicounty Litigation (MCL) cases were transferred in November 2014: Atlantic to Bergen = 8,935; Atlantic to Middlesex = 4,070.



**CIVIL BACKLOG BY CASETYPE  
JUNE 2024  
SALEM**

	<b>Total</b>	<b>Backlog</b>	<b>% chg</b>
Jun 22		46	
Jun 23		47	2%
Jun 24		30	-36%



1) Casetypes with the state's largest backlogs are highlighted.

2) Some Multicounty Litigation (MCL) cases were transferred in November 2014: Atlantic to Bergen = 8,935; Atlantic to Middlesex = 4,070.

**CIVIL CASELOAD SUMMARY BY CASETYPE**  
**JULY 2023 - JUNE 2024**  
**SOMERSET**

	Filings			Resolutions			Clearance		Backlog			Backlog Percent		Backlog Per 100 Monthly Filings		Active Pending		
	Jul 2022 to Jun 2023	Jul 2023 to Jun 2024	percent change	Jul 2022 to Jun 2023	Jul 2023 to Jun 2024	percent change	Jul 2023 - Jun 2024		Jun 2023	Jun 2024	percent change	Jun 2023	Jun 2024	Jun 2023	Jun 2024	Jun 2023	Jun 2024	percent change
	number	percent																
Act on Neg Inst	2	8	300%	0	7		-1	88%	1	0	-100%	33%	0%	600	0	3	3	0%
Asbestos	0	0	0%	0	0	0%	0	100%	0	0	0%	0%	0%	0	0	0	0	0%
Assault & Bat	7	2	-71%	4	3	-25%	1	150%	5	8	60%	33%	53%	857	4,800	15	15	0%
Auto - Pers Inj	326	353	8%	358	339	-5%	-14	96%	163	133	-18%	34%	27%	600	452	482	490	2%
Auto - Property	14	25	79%	19	19	0%	-6	76%	1	2	100%	8%	11%	86	96	13	19	46%
Book Account	164	264	61%	194	194	0%	-70	73%	4	2	-50%	5%	1%	29	9	74	138	86%
Civil Rights	11	15	36%	8	9	13%	-6	60%	6	8	33%	43%	38%	655	640	14	21	50%
Complex Comm	9	8	-11%	10	6	-40%	-2	75%	7	8	14%	47%	47%	933	1,200	15	17	13%
Condemnation	3	2	-33%	2	5	150%	3	250%	1	0	-100%	25%	0%	400	0	4	1	-75%
Construction	14	9	-36%	5	12	140%	3	133%	2	3	50%	13%	25%	171	400	15	12	-20%
Contract/Comm	297	270	-9%	286	274	-4%	4	101%	62	78	26%	23%	29%	251	347	267	273	2%
Employment	8	9	13%	12	8	-33%	-1	89%	3	7	133%	25%	54%	450	933	12	13	8%
Lieu of P. Writ	25	16	-36%	14	11	-21%	-5	69%	2	8	300%	6%	21%	96	600	32	38	19%
Medical Malprac	15	20	33%	22	11	-50%	-9	55%	26	30	15%	58%	56%	2,080	1,800	45	54	20%
Name Change	124	122	-2%	125	119	-5%	-3	98%	0	0	0%	0%	0%	0	0	13	16	23%
Other Insurance	14	12	-14%	12	9	-25%	-3	75%	2	4	100%	18%	33%	171	400	11	12	9%
Other MCL	0	0	0%	0	0	0%	0	100%	0	0	0%	0%	0%	0	0	0	0	0%
Other Track 1	109	111	2%	121	101	-17%	-10	91%	11	4	-64%	24%	9%	121	43	46	47	2%
Other Track 3	59	61	3%	47	48	2%	-13	79%	19	21	11%	23%	22%	386	413	81	95	17%
Other Track 4	8	6	-25%	11	8	-27%	2	133%	13	9	-31%	81%	56%	1,950	1,800	16	16	0%
Personal Injury	189	179	-5%	157	163	4%	-16	91%	112	122	9%	35%	37%	711	818	318	332	4%
Prod Liability	10	4	-60%	11	6	-45%	2	150%	3	2	-33%	30%	22%	360	600	10	9	-10%
Prof Malpractic	13	13	0%	10	8	-20%	-5	62%	14	19	36%	42%	50%	1,292	1,754	33	38	15%
PIP Coverage	2	1	-50%	3	1	-67%	0	100%	0	0	0%	0%	0%	0	0	0	0	0%
Real Property	10	7	-30%	12	9	-25%	2	129%	1	2	100%	14%	40%	120	343	7	5	-29%
Tort Other	163	209	28%	115	193	68%	-16	92%	11	21	91%	10%	17%	81	121	108	126	17%
Toxic Tort	0	0	0%	0	0	0%	0	100%	0	0	0%	0%	0%	0	0	0	0	0%
UM/UIM Bod Inj	11	13	18%	17	17	0%	4	131%	16	12	-25%	57%	50%	1,745	1,108	28	24	-14%
<b>Total</b>	<b>1,607</b>	<b>1,739</b>	<b>8%</b>	<b>1,575</b>	<b>1,580</b>	<b>0%</b>	<b>-159</b>	<b>91%</b>	<b>485</b>	<b>503</b>	<b>4%</b>	<b>29%</b>	<b>28%</b>	<b>362</b>	<b>347</b>	<b>1,662</b>	<b>1,814</b>	<b>9%</b>

NOTE: Some Multicounty Litigation (MCL) cases were transferred in November 2014: Atlantic to Bergen = 8,935; Atlantic to Middlesex = 4,070.

## CIVIL BACKLOG SUMMARY BY CASETYPE

June 2024

SOMERSET

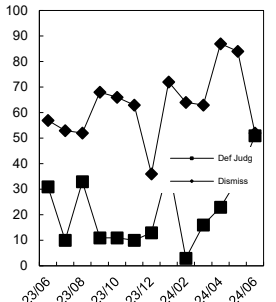
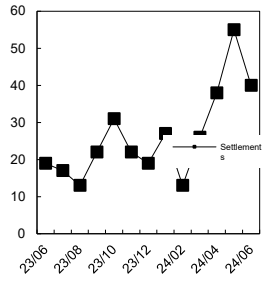
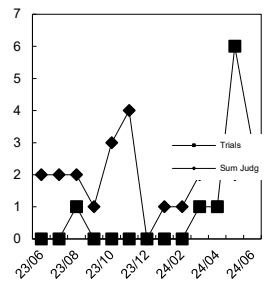
	<b>Cases in Backlog</b>															<b>Total Backlog</b>
	Track 1					Track 2				Track 3			Track 4			
	12 to 18 months	18 to 24 months	24 to 36 months	over 36 months	Total Track 1	18 to 24 months	24 to 36 months	over 36 months	Total Track 2	24 to 36 months	over 36 months	Total Track 3	24 to 36 months	over 36 months	Total Track 4	
Act on Neg Inst	0	0	0	0	0	0	0	0	0	0	0	0	0	0	0	0
Asbestos	0	0	0	0	0	0	0	0	0	0	0	0	0	0	0	0
Assault & Bat	0	0	0	0	0	0	0	0	0	4	4	8	0	0	0	8
Auto - Pers Inj	0	0	0	0	0	48	47	38	133	0	0	0	0	0	0	133
Auto - Property	0	0	0	0	0	1	0	1	2	0	0	0	0	0	0	2
Book Account	0	2	0	0	2	0	0	0	0	0	0	0	0	0	0	2
Civil Rights	0	0	0	0	0	0	0	0	0	5	3	8	0	0	0	8
Complex Comm	0	0	0	0	0	0	0	0	0	0	0	0	1	7	8	8
Condemnation	0	0	0	0	0	0	0	0	0	0	0	0	0	0	0	0
Construction	0	0	0	0	0	1	0	2	3	0	0	0	0	0	0	3
Contract/Comm	0	0	0	0	0	26	31	21	78	0	0	0	0	0	0	78
Employment	0	0	0	0	0	3	3	1	7	0	0	0	0	0	0	7
Lieu of P. Writ	0	0	0	0	0	0	0	0	0	0	0	0	7	1	8	8
Medical Malprac	0	0	0	0	0	0	0	0	0	9	21	30	0	0	0	30
Name Change	0	0	0	0	0	0	0	0	0	0	0	0	0	0	0	0
Other Insurance	2	0	1	1	4	0	0	0	0	0	0	0	0	0	0	4
Other MCL	0	0	0	0	0	0	0	0	0	0	0	0	0	0	0	0
Other Track 1	1	1	2	0	4	0	0	0	0	0	0	0	0	0	0	4
Other Track 3	0	0	0	0	0	0	0	0	0	10	11	21	0	0	0	21
Other Track 4	0	0	0	0	0	0	0	0	0	0	0	0	1	8	9	9
Personal Injury	0	0	0	0	0	46	42	34	122	0	0	0	0	0	0	122
Prod Liability	0	0	0	0	0	0	0	0	0	0	2	2	0	0	0	2
Prof Malpractic	0	0	0	0	0	0	0	0	0	6	13	19	0	0	0	19
PIP Coverage	0	0	0	0	0	0	0	0	0	0	0	0	0	0	0	0
Real Property	0	1	0	1	2	0	0	0	0	0	0	0	0	0	0	2
Tort Other	0	0	0	0	0	13	6	2	21	0	0	0	0	0	0	21
Toxic Tort	0	0	0	0	0	0	0	0	0	0	0	0	0	0	0	0
UM/UIM Bod Inj	0	0	0	0	0	1	7	4	12	0	0	0	0	0	0	12
<b>Total</b>	<b>3</b>	<b>4</b>	<b>3</b>	<b>2</b>	<b>12</b>	<b>139</b>	<b>136</b>	<b>103</b>	<b>378</b>	<b>34</b>	<b>54</b>	<b>88</b>	<b>9</b>	<b>16</b>	<b>25</b>	<b>503</b>

NOTE: Some Multicounty Litigation (MCL) cases were transferred in November 2014: Atlantic to Bergen = 8,935; Atlantic to Middlesex = 4,070.

**CIVIL RESOLUTION SUMMARY BY CASETYPE  
JULY 2023 - JUNE 2024  
SOMERSET**

	Trial			Summary					Total	Percent resolved by						Monthly Resolutions
	Jury	Nonjury	Total	Judgment	Settlement	Default Judgment	Dismiss	Other		Trial	Sum Jud	Settle	Default J	Dismiss	Other	
Act on Neg Inst	0	0	0	0	1	2	4	0	7	0%	0%	14%	29%	57%	0%	
Asbestos	0	0	0	0	0	0	0	0	0	0%	0%	0%	0%	0%	0%	
Assault & Bat	1	0	1	0	1	0	1	0	3	33%	0%	33%	0%	33%	0%	
Auto - Pers Inj	2	0	2	1	95	4	224	13	339	1%	0%	28%	1%	66%	4%	
Auto - Property	0	0	0	0	1	8	10	0	19	0%	0%	5%	42%	53%	0%	
Book Account	0	0	0	9	51	54	78	2	194	0%	5%	26%	28%	40%	1%	
Civil Rights	0	0	0	0	2	0	6	1	9	0%	0%	22%	0%	67%	11%	
Complex Commerc	0	0	0	1	0	1	3	1	6	0%	17%	0%	17%	50%	17%	
Condemnation	0	0	0	1	0	0	4	0	5	0%	20%	0%	0%	80%	0%	
Construction	0	0	0	0	1	2	8	1	12	0%	0%	8%	17%	67%	8%	
Contract/Commer	1	3	4	3	44	57	156	10	274	1%	1%	16%	21%	57%	4%	
Employment	0	0	0	0	3	2	2	1	8	0%	0%	38%	25%	25%	13%	
Lieu of P. Writ	0	0	0	1	1	0	7	2	11	0%	9%	9%	0%	64%	18%	
Medical Malprac	0	0	0	0	4	0	7	0	11	0%	0%	36%	0%	64%	0%	
Name Change	0	0	0	0	0	0	4	115	119	0%	0%	0%	0%	3%	97%	
Other Insurance	0	0	0	0	1	2	6	0	9	0%	0%	11%	22%	67%	0%	
Other MCL	0	0	0	0	0	0	0	0	0	0%	0%	0%	0%	0%	0%	
Other Track 1	0	1	1	0	14	8	44	34	101	1%	0%	14%	8%	44%	34%	
Other Track 3	0	1	1	0	16	0	27	4	48	2%	0%	33%	0%	56%	8%	
Other Track 4	0	0	0	0	3	2	3	0	8	0%	0%	38%	25%	38%	0%	
Personal Injury	2	1	3	3	58	0	86	13	163	2%	2%	36%	0%	53%	8%	
Prod Liability	0	0	0	0	3	0	3	0	6	0%	0%	50%	0%	50%	0%	
Prof Malpractic	0	0	0	0	1	1	4	2	8	0%	0%	13%	13%	50%	25%	
PIP Coverage	0	0	0	0	0	0	1	0	1	0%	0%	0%	0%	100%	0%	
Real Property	0	0	0	0	1	0	6	2	9	0%	0%	11%	0%	67%	22%	
Tort Other	0	0	0	5	14	111	57	6	193	0%	3%	7%	58%	30%	3%	
Toxic Tort	0	0	0	0	0	0	0	0	0	0%	0%	0%	0%	0%	0%	
UM/UIM Bod Inj	0	0	0	0	8	0	9	0	17	0%	0%	47%	0%	53%	0%	
<b>Total</b>	<b>6</b>	<b>6</b>	<b>12</b>	<b>24</b>	<b>323</b>	<b>254</b>	<b>760</b>	<b>207</b>	<b>1,580</b>	<b>1%</b>	<b>2%</b>	<b>20%</b>	<b>16%</b>	<b>48%</b>	<b>13%</b>	

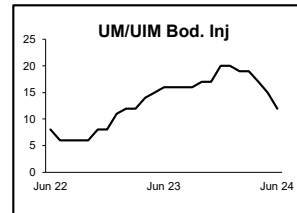
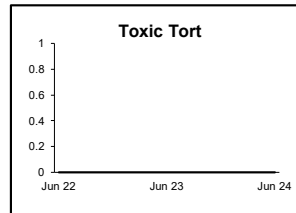
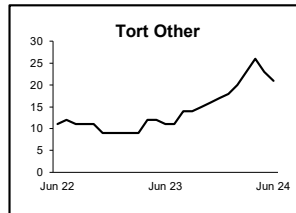
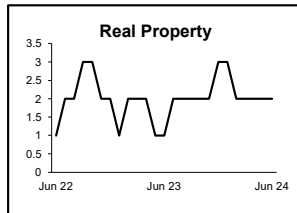
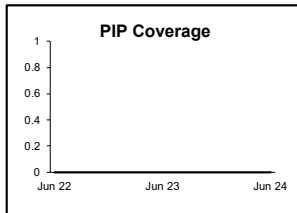
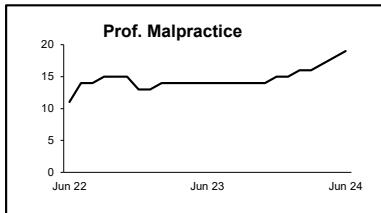
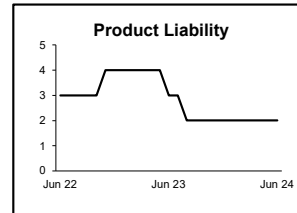
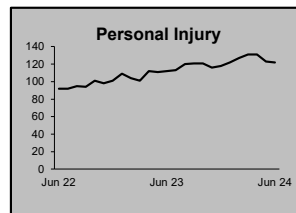
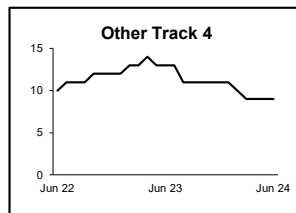
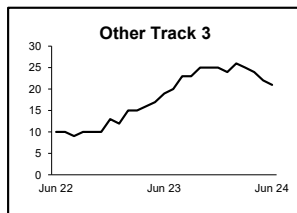
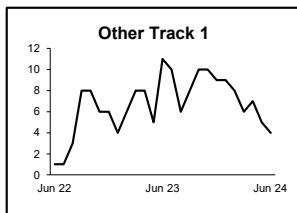
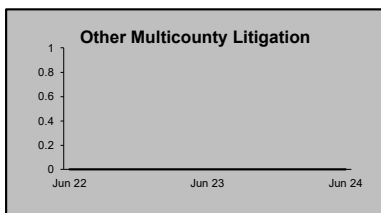
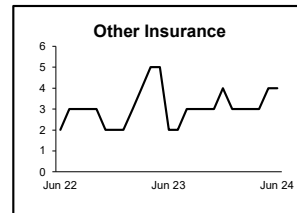
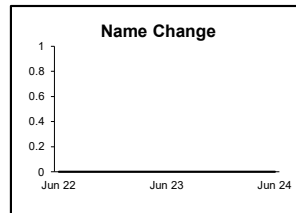
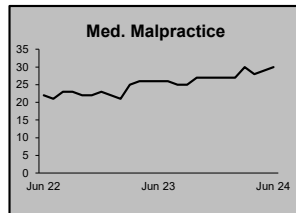
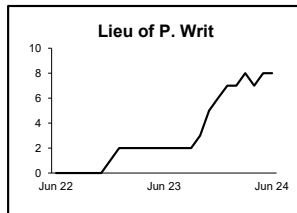
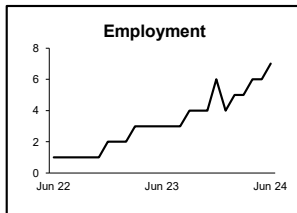
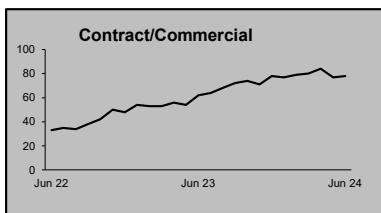
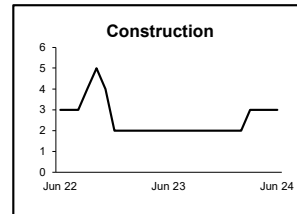
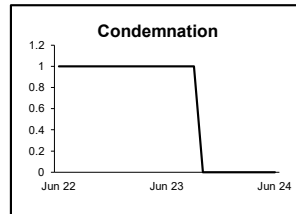
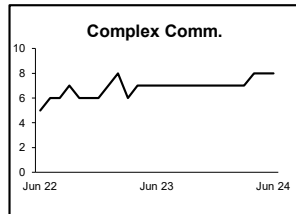
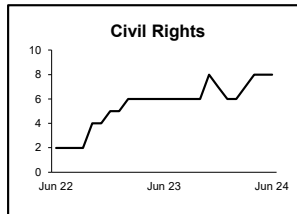
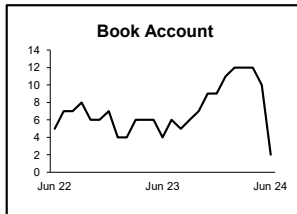
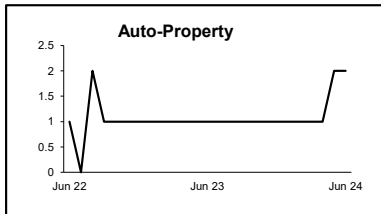
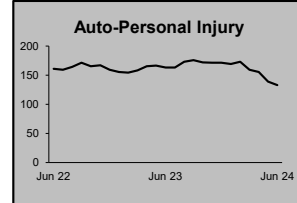
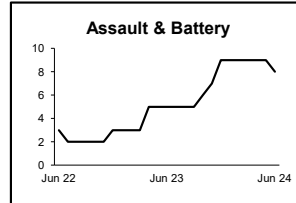
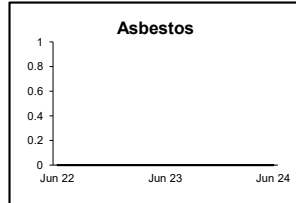
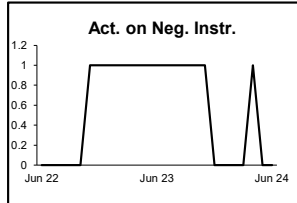
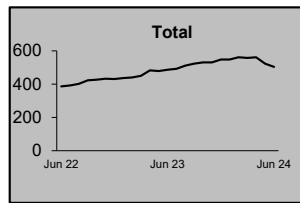
Monthly Resolutions



NOTE: Some Multicounty Litigation (MCL) cases were transferred in November 2014: Atlantic to Bergen = 8,935; Atlantic to Middlesex = 4,070.

**CIVIL BACKLOG BY CASETYPE  
JUNE 2024  
SOMERSET**

	<b>Total</b>	
	Backlog	% chg
Jun 22	386	
Jun 23	485	26%
Jun 24	503	4%



1) Casetypes with the state's largest backlogs are highlighted.

2) Some Multicounty Litigation (MCL) cases were transferred in November 2014: Atlantic to Bergen = 8,935; Atlantic to Middlesex = 4,070.

**CIVIL CASELOAD SUMMARY BY CASETYPE**  
**JULY 2023 - JUNE 2024**  
**SUSSEX**

	Filings			Resolutions			Clearance		Backlog			Backlog Percent		Backlog Per 100 Monthly Filings		Active Pending		
	Jul 2022 to Jun 2023	Jul 2023 to Jun 2024	percent change	Jul 2022 to Jun 2023	Jul 2023 to Jun 2024	percent change	Jul 2023 - Jun 2024		Jun 2023	Jun 2024	percent change	Jun 2023	Jun 2024	Jun 2023	Jun 2024	Jun 2023	Jun 2024	percent change
							number	percent										
Act on Neg Inst	4	2	-50%	3	4	33%	2	200%	0	0	0%	0%	0%	0	0	2	0	-100%
Asbestos	0	0	0%	0	0	0%	0	100%	0	0	0%	0%	0%	0	0	0	0	0%
Assault & Bat	0	3		2	4	100%	1	133%	0	3		0%	100%	0	1,200	3	3	0%
Auto - Pers Inj	74	91	23%	84	98	17%	7	108%	47	21	-55%	38%	18%	762	277	124	117	-6%
Auto - Property	6	8	33%	6	8	33%	0	100%	0	0	0%	0%	0%	0	0	6	6	0%
Book Account	86	133	55%	89	125	40%	-8	94%	1	1	0%	2%	2%	14	9	41	51	24%
Civil Rights	2	3	50%	4	5	25%	2	167%	5	3	-40%	71%	75%	3,000	1,200	7	4	-43%
Complex Comm	7	1	-86%	4	5	25%	4	500%	3	2	-33%	43%	67%	514	2,400	7	3	-57%
Condemnation	0	2		0	1		-1	50%	0	0	0%	0%	0%	0	0	0	1	
Construction	4	8	100%	4	6	50%	-2	75%	1	0	-100%	33%	0%	300	0	3	5	67%
Contract/Comm	110	88	-20%	78	113	45%	25	128%	11	14	27%	12%	18%	120	191	95	76	-20%
Employment	2	5	150%	3	4	33%	-1	80%	1	0	-100%	33%	0%	600	0	3	4	33%
Lieu of P. Writ	3	9	200%	2	4	100%	-5	44%	1	0	-100%	33%	0%	400	0	3	9	200%
Medical Malprac	8	11	38%	14	11	-21%	0	100%	12	9	-25%	57%	41%	1,800	982	21	22	5%
Name Change	39	40	3%	53	39	-26%	-1	98%	0	0	0%	0%	0%	0	0	2	3	50%
Other Insurance	6	5	-17%	4	3	-25%	-2	60%	0	1		0%	50%	0	240	2	2	0%
Other MCL	0	0	0%	0	0	0%	0	100%	0	0	0%	0%	0%	0	0	0	0	0%
Other Track 1	32	44	38%	32	41	28%	-3	93%	7	4	-43%	26%	17%	263	109	27	23	-15%
Other Track 3	24	27	13%	33	17	-48%	-10	63%	6	8	33%	19%	19%	300	356	32	42	31%
Other Track 4	2	1	-50%	5	3	-40%	2	300%	1	0	-100%	33%	0%	600	0	3	1	-67%
Personal Injury	80	83	4%	70	96	37%	13	116%	43	30	-30%	34%	27%	645	434	126	111	-12%
Prod Liability	6	2	-67%	5	3	-40%	1	150%	2	2	0%	33%	40%	400	1,200	6	5	-17%
Prof Malpractic	2	8	300%	4	6	50%	-2	75%	5	7	40%	45%	44%	3,000	1,050	11	16	45%
PIP Coverage	2	0	-100%	1	1	0%	1	100%	0	0	0%	0%	0%	0	0	1	0	-100%
Real Property	18	6	-67%	11	7	-36%	1	117%	1	0	-100%	9%	0%	67	0	11	4	-64%
Tort Other	17	22	29%	22	19	-14%	-3	86%	6	7	17%	40%	30%	424	382	15	23	53%
Toxic Tort	0	0	0%	0	0	0%	0	100%	1	1	0%	100%	100%			1	1	0%
UM/UIM Bod Inj	3	0	-100%	3	2	-33%	2	100%	0	2		0%	100%	0		4	2	-50%
<b>Total</b>	<b>537</b>	<b>602</b>	<b>12%</b>	<b>536</b>	<b>625</b>	<b>17%</b>	<b>23</b>	<b>104%</b>	<b>154</b>	<b>115</b>	<b>-25%</b>	<b>28%</b>	<b>22%</b>	<b>344</b>	<b>229</b>	<b>556</b>	<b>534</b>	<b>-4%</b>

NOTE: Some Multicounty Litigation (MCL) cases were transferred in November 2014: Atlantic to Bergen = 8,935; Atlantic to Middlesex = 4,070.

**CIVIL BACKLOG SUMMARY BY CASETYPE**

**June 2024**

**SUSSEX**

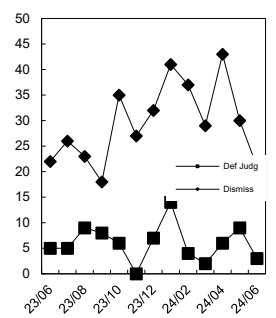
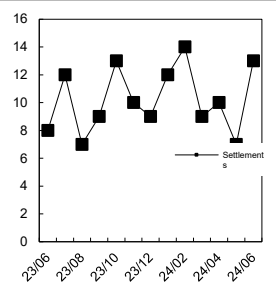
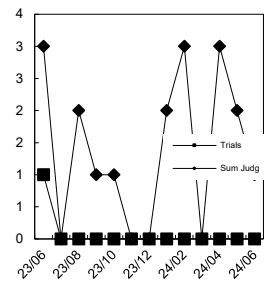
	<b>Cases in Backlog</b>															<b>Total Backlog</b>
	Track 1					Track 2				Track 3			Track 4			
	12 to 18 months	18 to 24 months	24 to 36 months	over 36 months	Total Track 1	18 to 24 months	24 to 36 months	over 36 months	Total Track 2	24 to 36 months	over 36 months	Total Track 3	24 to 36 months	over 36 months	Total Track 4	
Act on Neg Inst	0	0	0	0	0	0	0	0	0	0	0	0	0	0	0	0
Asbestos	0	0	0	0	0	0	0	0	0	0	0	0	0	0	0	0
Assault & Bat	0	0	0	0	0	0	0	0	0	2	1	3	0	0	0	3
Auto - Pers Inj	0	0	0	0	0	8	8	5	21	0	0	0	0	0	0	21
Auto - Property	0	0	0	0	0	0	0	0	0	0	0	0	0	0	0	0
Book Account	1	0	0	0	1	0	0	0	0	0	0	0	0	0	0	1
Civil Rights	0	0	0	0	0	0	0	0	0	0	3	3	0	0	0	3
Complex Comm	0	0	0	0	0	0	0	0	0	0	0	0	0	2	2	2
Condemnation	0	0	0	0	0	0	0	0	0	0	0	0	0	0	0	0
Construction	0	0	0	0	0	0	0	0	0	0	0	0	0	0	0	0
Contract/Comm	0	0	0	0	0	8	6	0	14	0	0	0	0	0	0	14
Employment	0	0	0	0	0	0	0	0	0	0	0	0	0	0	0	0
Lieu of P. Writ	0	0	0	0	0	0	0	0	0	0	0	0	0	0	0	0
Medical Malprac	0	0	0	0	0	0	0	0	0	3	6	9	0	0	0	9
Name Change	0	0	0	0	0	0	0	0	0	0	0	0	0	0	0	0
Other Insurance	1	0	0	0	1	0	0	0	0	0	0	0	0	0	0	1
Other MCL	0	0	0	0	0	0	0	0	0	0	0	0	0	0	0	0
Other Track 1	1	1	1	0	3	0	0	0	0	0	1	1	0	0	0	4
Other Track 3	0	0	0	0	0	0	0	0	0	4	4	8	0	0	0	8
Other Track 4	0	0	0	0	0	0	0	0	0	0	0	0	0	0	0	0
Personal Injury	0	0	0	0	0	22	7	1	30	0	0	0	0	0	0	30
Prod Liability	0	0	0	0	0	0	0	0	0	0	2	2	0	0	0	2
Prof Malpractic	0	0	0	0	0	0	0	0	0	4	3	7	0	0	0	7
PIP Coverage	0	0	0	0	0	0	0	0	0	0	0	0	0	0	0	0
Real Property	0	0	0	0	0	0	0	0	0	0	0	0	0	0	0	0
Tort Other	0	0	0	0	0	2	4	1	7	0	0	0	0	0	0	7
Toxic Tort	0	0	0	0	0	0	0	0	0	0	1	1	0	0	0	1
UM/UIM Bod Inj	0	0	0	0	0	2	0	0	2	0	0	0	0	0	0	2
<b>Total</b>	<b>3</b>	<b>1</b>	<b>1</b>	<b>0</b>	<b>5</b>	<b>42</b>	<b>25</b>	<b>7</b>	<b>74</b>	<b>13</b>	<b>21</b>	<b>34</b>	<b>0</b>	<b>2</b>	<b>2</b>	<b>115</b>

NOTE: Some Multicounty Litigation (MCL) cases were transferred in November 2014: Atlantic to Bergen = 8,935; Atlantic to Middlesex = 4,070.

**CIVIL RESOLUTION SUMMARY BY CASETYPE  
JULY 2023 - JUNE 2024  
SUSSEX**

	Trial			Summary					Total	Percent resolved by					
	Jury	Nonjury	Total	Judgment	Settlement	Default Judgment	Dismiss	Other		Trial	Sum Jud	Settle	Default J	Dismiss	Other
Act on Neg Inst	0	0	0	0	0	0	4	0	4	0%	0%	0%	0%	100%	0%
Asbestos	0	0	0	0	0	0	0	0	0	0%	0%	0%	0%	0%	0%
Assault & Bat	0	0	0	0	1	0	3	0	4	0%	0%	25%	0%	75%	0%
Auto - Pers Inj	0	0	0	0	28	2	68	0	98	0%	0%	29%	2%	69%	0%
Auto - Property	0	0	0	0	1	1	6	0	8	0%	0%	13%	13%	75%	0%
Book Account	0	0	0	4	16	44	60	1	125	0%	3%	13%	35%	48%	1%
Civil Rights	0	0	0	0	2	0	3	0	5	0%	0%	40%	0%	60%	0%
Complex Commerc	0	0	0	0	3	0	2	0	5	0%	0%	60%	0%	40%	0%
Condemnation	0	0	0	0	0	0	1	0	1	0%	0%	0%	0%	100%	0%
Construction	0	0	0	0	0	1	5	0	6	0%	0%	0%	17%	83%	0%
Contract/Commer	0	0	0	6	17	16	72	2	113	0%	5%	15%	14%	64%	2%
Employment	0	0	0	0	1	0	3	0	4	0%	0%	25%	0%	75%	0%
Lieu of P. Writ	0	0	0	0	0	0	4	0	4	0%	0%	0%	0%	100%	0%
Medical Malprac	0	0	0	0	4	0	5	2	11	0%	0%	36%	0%	45%	18%
Name Change	0	0	0	0	0	0	0	39	39	0%	0%	0%	0%	0%	100%
Other Insurance	0	0	0	0	0	0	3	0	3	0%	0%	0%	0%	100%	0%
Other MCL	0	0	0	0	0	0	0	0	0	0%	0%	0%	0%	0%	0%
Other Track 1	0	0	0	1	5	5	30	0	41	0%	2%	12%	12%	73%	0%
Other Track 3	0	0	0	0	2	0	14	1	17	0%	0%	12%	0%	82%	6%
Other Track 4	0	0	0	0	0	0	3	0	3	0%	0%	0%	0%	100%	0%
Personal Injury	0	0	0	4	33	1	57	1	96	0%	4%	34%	1%	59%	1%
Prod Liability	0	0	0	0	1	0	2	0	3	0%	0%	33%	0%	67%	0%
Prof Malpractic	0	0	0	0	3	0	3	0	6	0%	0%	50%	0%	50%	0%
PIP Coverage	0	0	0	0	0	0	1	0	1	0%	0%	0%	0%	100%	0%
Real Property	0	0	0	0	3	0	2	2	7	0%	0%	43%	0%	29%	29%
Tort Other	0	0	0	0	4	3	10	2	19	0%	0%	21%	16%	53%	11%
Toxic Tort	0	0	0	0	0	0	0	0	0	0%	0%	0%	0%	0%	0%
UM/UIM Bod Inj	0	0	0	0	1	0	1	0	2	0%	0%	50%	0%	50%	0%
<b>Total</b>	<b>0</b>	<b>0</b>	<b>0</b>	<b>15</b>	<b>125</b>	<b>73</b>	<b>362</b>	<b>50</b>	<b>625</b>	<b>0%</b>	<b>2%</b>	<b>20%</b>	<b>12%</b>	<b>58%</b>	<b>8%</b>

Monthly Resolutions

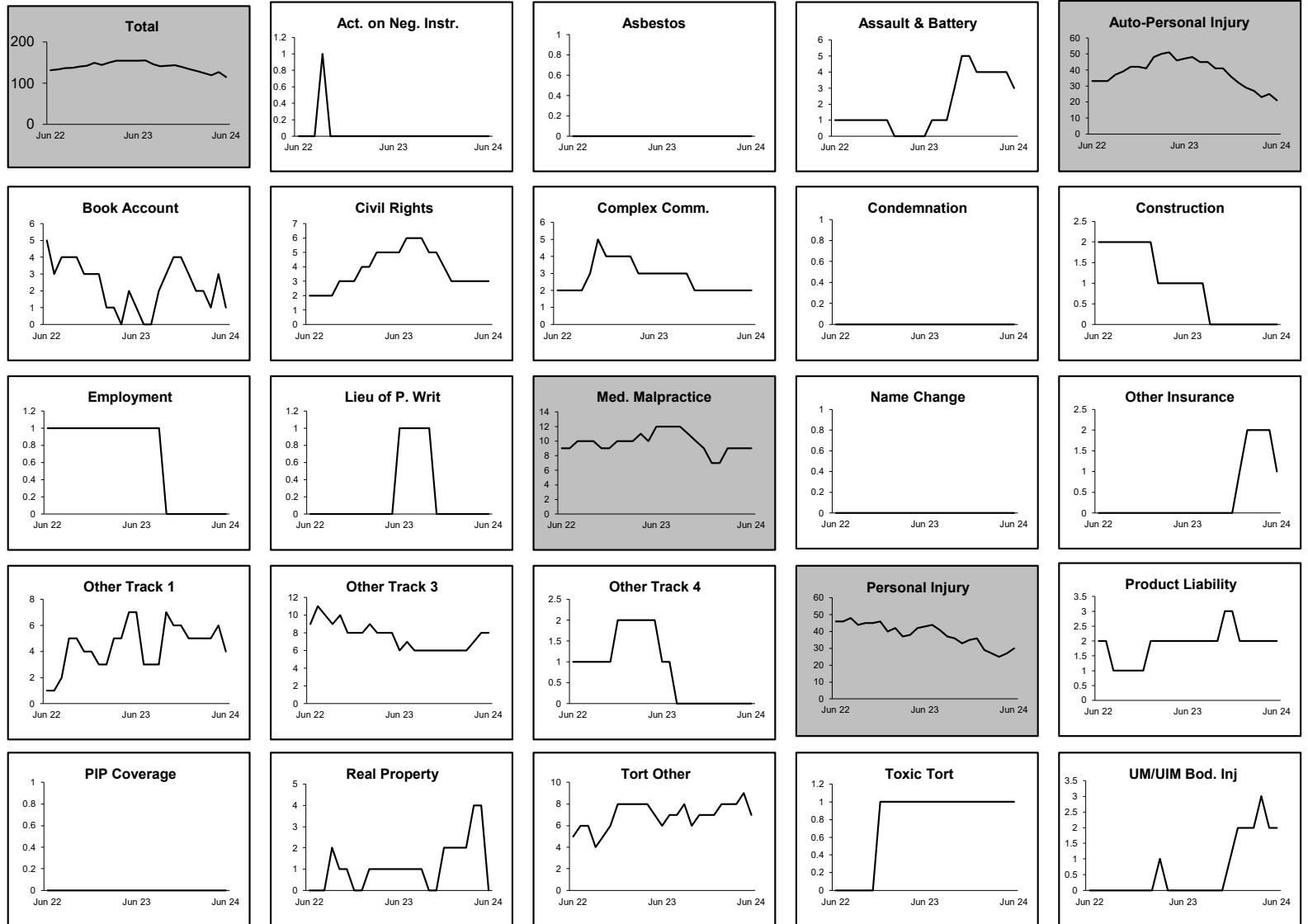


NOTE: Some Multicounty Litigation (MCL) cases were transferred in November 2014: Atlantic to Bergen = 8,935; Atlantic to Middlesex = 4,070.



**CIVIL BACKLOG BY CASETYPE  
JUNE 2024  
SUSSEX**

	<b>Total</b>	<b>Backlog</b>	<b>% chg</b>
Jun 22		131	
Jun 23		154	18%
Jun 24		115	-25%



1) Casetypes with the state's largest backlogs are highlighted.

2) Some Multicounty Litigation (MCL) cases were transferred in November 2014: Atlantic to Bergen = 8,935; Atlantic to Middlesex = 4,070.

**CIVIL CASELOAD SUMMARY BY CASETYPE**  
**JULY 2023 - JUNE 2024**  
**UNION**

	Filings			Resolutions			Clearance		Backlog			Backlog Percent		Backlog Per 100 Monthly Filings		Active Pending		
	Jul 2022 to Jun 2023	Jul 2023 to Jun 2024	percent change	Jul 2022 to Jun 2023	Jul 2023 to Jun 2024	percent change	Jul 2023 - Jun 2024		Jun 2023	Jun 2024	percent change	Jun 2023	Jun 2024	Jun 2023	Jun 2024	Jun 2023	Jun 2024	percent change
							number	percent										
Act on Neg Inst	7	8	14%	6	5	-17%	-3	63%	1	3	200%	25%	43%	171	450	4	7	75%
Asbestos	0	0	0%	0	0	0%	0	100%	0	0	0%	0%	0%	0	0	0	0	0%
Assault & Bat	6	10	67%	11	11	0%	1	110%	1	3	200%	9%	25%	200	360	11	12	9%
Auto - Pers Inj	1,900	2,058	8%	2,118	2,088	-1%	30	101%	541	345	-36%	23%	15%	342	201	2,317	2,287	-1%
Auto - Property	95	106	12%	110	99	-10%	-7	93%	10	4	-60%	16%	6%	126	45	62	70	13%
Book Account	358	408	14%	427	344	-19%	-64	84%	37	34	-8%	19%	13%	124	100	191	257	35%
Civil Rights	14	22	57%	19	21	11%	-1	95%	9	9	0%	41%	38%	771	491	22	24	9%
Complex Comm	15	10	-33%	9	12	33%	2	120%	12	8	-33%	60%	50%	960	960	20	16	-20%
Condemnation	5	2	-60%	7	3	-57%	1	150%	1	2	100%	14%	33%	240	1,200	7	6	-14%
Construction	24	17	-29%	33	24	-27%	7	141%	7	6	-14%	28%	32%	350	424	25	19	-24%
Contract/Comm	522	524	0%	521	492	-6%	-32	94%	86	72	-16%	20%	15%	198	165	431	465	8%
Employment	17	19	12%	16	21	31%	2	111%	5	5	0%	29%	33%	353	316	17	15	-12%
Lieu of P. Writ	29	28	-3%	25	24	-4%	-4	86%	3	2	-33%	12%	7%	124	86	26	29	12%
Medical Malprac	40	51	28%	61	37	-39%	-14	73%	49	60	22%	45%	48%	1,470	1,412	109	124	14%
Name Change	173	169	-2%	176	178	1%	9	105%	0	0	0%	0%	0%	0	0	45	36	-20%
Other Insurance	21	41	95%	24	29	21%	-12	71%	4	5	25%	24%	18%	229	146	17	28	65%
Other MCL	0	0	0%	0	0	0%	0	100%	0	0	0%	0%	0%	0	0	0	0	0%
Other Track 1	224	205	-8%	217	206	-5%	1	100%	37	44	19%	23%	28%	198	258	160	155	-3%
Other Track 3	128	138	8%	128	129	1%	-9	93%	55	45	-18%	31%	24%	516	391	179	188	5%
Other Track 4	12	11	-8%	14	8	-43%	-3	73%	19	18	-5%	70%	62%	1,900	1,964	27	29	7%
Personal Injury	616	672	9%	609	646	6%	-26	96%	210	197	-6%	24%	22%	409	352	859	886	3%
Prod Liability	15	3	-80%	12	12	0%	9	400%	6	1	-83%	35%	13%	480	400	17	8	-53%
Prof Malpractic	35	21	-40%	37	21	-43%	0	100%	17	19	12%	31%	33%	583	1,086	55	57	4%
PIP Coverage	13	7	-46%	18	7	-61%	0	100%	0	1		0%	25%	0	171	4	4	0%
Real Property	16	17	6%	11	11	0%	-6	65%	3	5	67%	23%	26%	225	353	13	19	46%
Tort Other	126	107	-15%	103	126	22%	19	118%	28	16	-43%	22%	15%	267	179	125	105	-16%
Toxic Tort	2	0	-100%	1	0	-100%	0	100%	0	1		0%	50%	0		2	2	0%
UM/UIM Bod Inj	103	120	17%	126	104	-17%	-16	87%	27	27	0%	24%	21%	315	270	112	127	13%
<b>Total</b>	<b>4,516</b>	<b>4,774</b>	<b>6%</b>	<b>4,839</b>	<b>4,658</b>	<b>-4%</b>	<b>-116</b>	<b>98%</b>	<b>1,168</b>	<b>932</b>	<b>-20%</b>	<b>24%</b>	<b>19%</b>	<b>310</b>	<b>234</b>	<b>4,857</b>	<b>4,975</b>	<b>2%</b>

NOTE: Some Multicounty Litigation (MCL) cases were transferred in November 2014: Atlantic to Bergen = 8,935; Atlantic to Middlesex = 4,070.

**CIVIL BACKLOG SUMMARY BY CASETYPE**

June 2024

UNION

	Cases in Backlog															Total Backlog
	Track 1					Track 2				Track 3			Track 4			
	12 to 18 months	18 to 24 months	24 to 36 months	over 36 months	Total Track 1	18 to 24 months	24 to 36 months	over 36 months	Total Track 2	24 to 36 months	over 36 months	Total Track 3	24 to 36 months	over 36 months	Total Track 4	
Act on Neg Inst	2	0	0	1	3	0	0	0	0	0	0	0	0	0	0	3
Asbestos	0	0	0	0	0	0	0	0	0	0	0	0	0	0	0	0
Assault & Bat	0	0	0	0	0	0	0	0	0	2	1	3	0	0	0	3
Auto - Pers Inj	0	0	0	0	0	179	111	55	345	0	0	0	0	0	0	345
Auto - Property	0	0	0	0	0	3	1	0	4	0	0	0	0	0	0	4
Book Account	16	9	7	2	34	0	0	0	0	0	0	0	0	0	0	34
Civil Rights	1	0	0	0	1	0	0	0	0	3	5	8	0	0	0	9
Complex Comm	0	0	0	0	0	0	1	1	2	0	0	0	1	5	6	8
Condemnation	0	0	0	0	0	0	0	0	0	2	0	2	0	0	0	2
Construction	0	0	0	0	0	3	2	1	6	0	0	0	0	0	0	6
Contract/Comm	0	0	1	0	1	27	22	22	71	0	0	0	0	0	0	72
Employment	0	0	0	0	0	3	1	1	5	0	0	0	0	0	0	5
Lieu of P. Writ	0	0	0	0	0	0	0	0	0	0	0	0	1	1	2	2
Medical Malprac	0	0	0	0	0	0	0	0	0	23	37	60	0	0	0	60
Name Change	0	0	0	0	0	0	0	0	0	0	0	0	0	0	0	0
Other Insurance	2	1	1	1	5	0	0	0	0	0	0	0	0	0	0	5
Other MCL	0	0	0	0	0	0	0	0	0	0	0	0	0	0	0	0
Other Track 1	22	13	6	1	42	0	0	1	1	1	0	1	0	0	0	44
Other Track 3	0	0	0	0	0	0	0	0	0	14	31	45	0	0	0	45
Other Track 4	0	0	0	0	0	0	0	0	0	0	0	0	2	16	18	18
Personal Injury	0	0	0	0	0	108	69	20	197	0	0	0	0	0	0	197
Prod Liability	0	0	0	0	0	0	0	0	0	0	1	1	0	0	0	1
Prof Malpractic	0	0	0	0	0	0	0	0	0	9	10	19	0	0	0	19
PIP Coverage	1	0	0	0	1	0	0	0	0	0	0	0	0	0	0	1
Real Property	1	2	1	1	5	0	0	0	0	0	0	0	0	0	0	5
Tort Other	1	0	0	0	1	6	7	1	14	0	0	0	1	0	1	16
Toxic Tort	0	0	0	0	0	0	0	0	0	1	0	1	0	0	0	1
UM/UIM Bod Inj	0	0	0	0	0	13	13	1	27	0	0	0	0	0	0	27
<b>Total</b>	<b>46</b>	<b>25</b>	<b>16</b>	<b>6</b>	<b>93</b>	<b>342</b>	<b>227</b>	<b>103</b>	<b>672</b>	<b>55</b>	<b>85</b>	<b>140</b>	<b>5</b>	<b>22</b>	<b>27</b>	<b>932</b>

NOTE: Some Multicounty Litigation (MCL) cases were transferred in November 2014: Atlantic to Bergen = 8,935; Atlantic to Middlesex = 4,070.

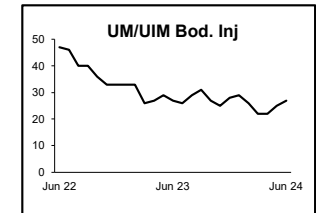
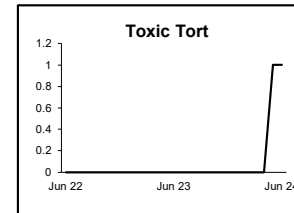
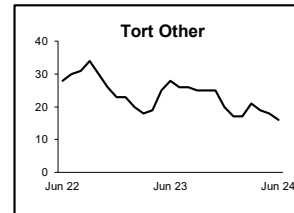
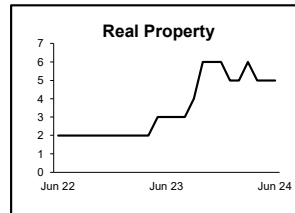
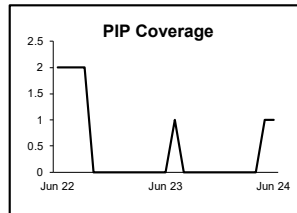
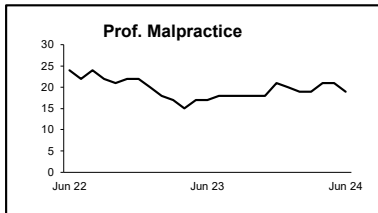
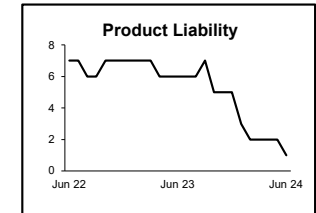
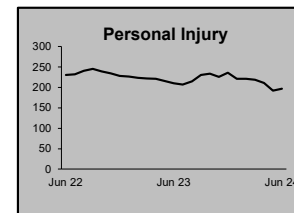
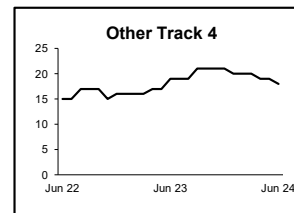
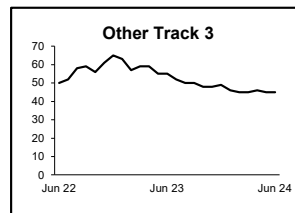
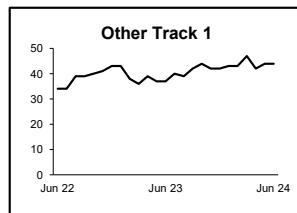
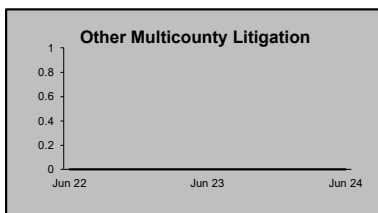
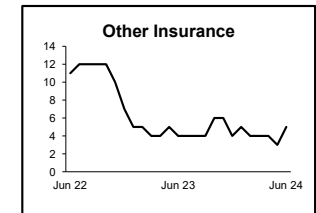
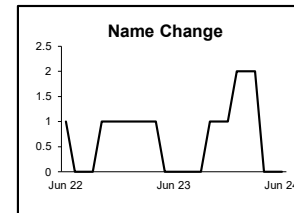
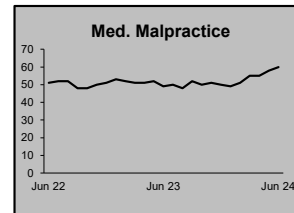
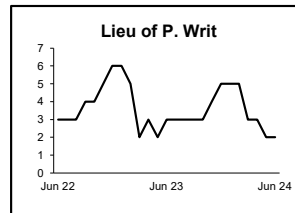
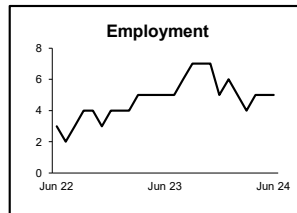
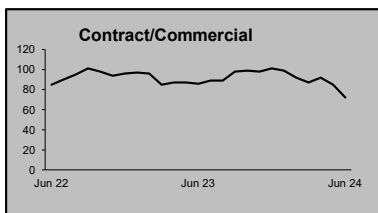
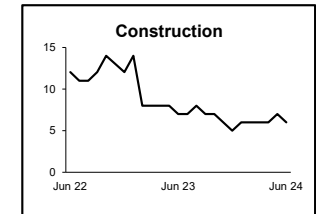
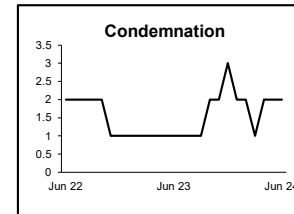
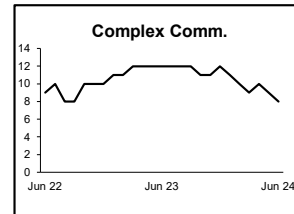
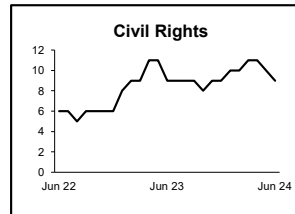
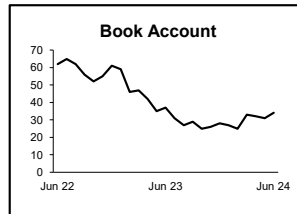
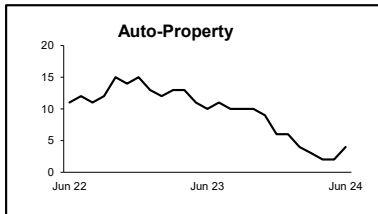
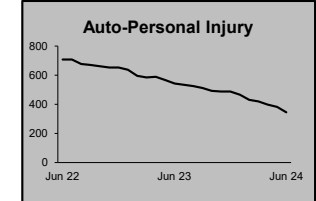
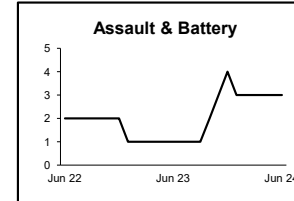
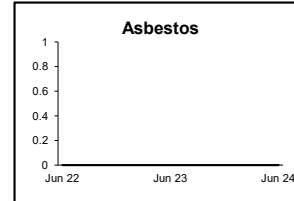
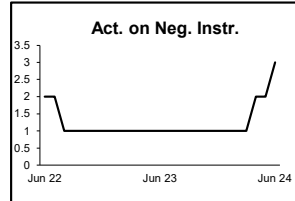
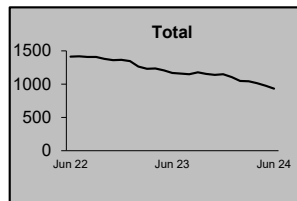
**CIVIL RESOLUTION SUMMARY BY CASETYPE**  
**JULY 2023 - JUNE 2024**  
**UNION**

	Trial			Summary					Total	Percent resolved by						Monthly Resolutions
	Jury	Nonjury	Total	Judgment	Settlement	Default Judgment	Dismiss	Other		Trial	Sum Jud	Settle	Default J	Dismiss	Other	
Act on Neg Inst	0	0	0	0	0	4	1	0	5	0%	0%	0%	80%	20%	0%	
Asbestos	0	0	0	0	0	0	0	0	0	0%	0%	0%	0%	0%	0%	
Assault & Bat	0	0	0	0	3	0	6	2	11	0%	0%	27%	0%	55%	18%	
Auto - Pers Inj	20	1	21	9	608	11	1,352	87	2,088	1%	0%	29%	1%	65%	4%	
Auto - Property	0	0	0	2	11	32	52	2	99	0%	2%	11%	32%	53%	2%	
Book Account	0	0	0	9	51	127	153	4	344	0%	3%	15%	37%	44%	1%	
Civil Rights	0	0	0	0	1	0	19	1	21	0%	0%	5%	0%	90%	5%	
Complex Commerc	0	0	0	1	3	0	8	0	12	0%	8%	25%	0%	67%	0%	
Condemnation	1	0	1	0	1	0	1	0	3	33%	0%	33%	0%	33%	0%	
Construction	0	0	0	1	4	6	13	0	24	0%	4%	17%	25%	54%	0%	
Contract/Commer	1	3	4	24	108	79	263	14	492	1%	5%	22%	16%	53%	3%	
Employment	0	0	0	0	2	0	16	3	21	0%	0%	10%	0%	76%	14%	
Lieu of P. Writ	0	0	0	1	1	0	20	2	24	0%	4%	4%	0%	83%	8%	
Medical Malprac	0	0	0	0	9	0	27	1	37	0%	0%	24%	0%	73%	3%	
Name Change	0	0	0	0	0	0	16	162	178	0%	0%	0%	0%	9%	91%	
Other Insurance	0	0	0	1	1	1	24	2	29	0%	3%	3%	3%	83%	7%	
Other MCL	0	0	0	0	0	0	0	0	0	0%	0%	0%	0%	0%	0%	
Other Track 1	0	1	1	10	46	10	100	39	206	0%	5%	22%	5%	49%	19%	
Other Track 3	0	0	0	0	39	0	75	15	129	0%	0%	30%	0%	58%	12%	
Other Track 4	0	0	0	0	1	0	5	2	8	0%	0%	13%	0%	63%	25%	
Personal Injury	1	0	1	6	229	4	373	33	646	0%	1%	35%	1%	58%	5%	
Prod Liability	0	0	0	0	3	0	9	0	12	0%	0%	25%	0%	75%	0%	
Prof Malpractic	0	0	0	1	8	0	12	0	21	0%	5%	38%	0%	57%	0%	
PIP Coverage	0	0	0	0	1	0	6	0	7	0%	0%	14%	0%	86%	0%	
Real Property	0	0	0	1	2	0	6	2	11	0%	9%	18%	0%	55%	18%	
Tort Other	0	0	0	2	34	7	81	2	126	0%	2%	27%	6%	64%	2%	
Toxic Tort	0	0	0	0	0	0	0	0	0	0%	0%	0%	0%	0%	0%	
UM/UIM Bod Inj	1	0	1	0	36	1	64	2	104	1%	0%	35%	1%	62%	2%	
<b>Total</b>	<b>24</b>	<b>5</b>	<b>29</b>	<b>68</b>	<b>1,202</b>	<b>282</b>	<b>2,702</b>	<b>375</b>	<b>4,658</b>	<b>1%</b>	<b>1%</b>	<b>26%</b>	<b>6%</b>	<b>58%</b>	<b>8%</b>	

NOTE: Some Multicounty Litigation (MCL) cases were transferred in November 2014: Atlantic to Bergen = 8,935; Atlantic to Middlesex = 4,070.

**CIVIL BACKLOG BY CASETYPE  
JUNE 2024  
UNION**

	<b>Total</b>	<b>Backlog</b>	<b>% chg</b>
Jun 22		1,408	
Jun 23		1,168	-17%
Jun 24		932	-20%



1) Casetypes with the state's largest backlogs are highlighted.

2) Some Multicounty Litigation (MCL) cases were transferred in November 2014: Atlantic to Bergen = 8,935; Atlantic to Middlesex = 4,070.

**CIVIL CASELOAD SUMMARY BY CASETYPE**  
**JULY 2023 - JUNE 2024**  
**WARREN**

	Filings			Resolutions			Clearance		Backlog			Backlog Percent		Backlog Per 100 Monthly Filings		Active Pending		
	Jul 2022 to Jun 2023	Jul 2023 to Jun 2024	percent change	Jul 2022 to Jun 2023	Jul 2023 to Jun 2024	percent change	Jul 2023 - Jun 2024		Jun 2023	Jun 2024	percent change	Jun 2023	Jun 2024	Jun 2023	Jun 2024	Jun 2023	Jun 2024	percent change
							number	percent										
Act on Neg Inst	1	1	0%	1	0	-100%	-1	0%	0	0	0%	0%	0%	0	0	0	1	
Asbestos	0	0	0%	0	0	0%	0	100%	0	0	0%	0%	0%	0	0	0	0	0%
Assault & Bat	0	1		7	4	-43%	3	400%	2	0	-100%	67%	0%	0	3	0	-100%	
Auto - Pers Inj	72	69	-4%	62	62	0%	-7	90%	32	30	-6%	34%	29%	533	522	95	104	9%
Auto - Property	5	11	120%	6	6	0%	-5	55%	0	0	0%	0%	0%	0	0	2	7	250%
Book Account	51	74	45%	47	77	64%	3	104%	2	1	-50%	6%	3%	47	16	35	35	0%
Civil Rights	2	3	50%	2	2	0%	-1	67%	0	1		0%	33%	0	400	2	3	50%
Complex Comm	0	1		0	2		1	200%	2	1	-50%	100%	100%	1,200	2	1	-50%	
Condemnation	1	3	200%	0	0	0%	-3	0%	0	0	0%	0%	0%	0	0	1	4	300%
Construction	6	3	-50%	2	4	100%	1	133%	1	1	0%	17%	20%	200	400	6	5	-17%
Contract/Comm	78	70	-10%	70	63	-10%	-7	90%	9	9	0%	16%	14%	138	154	56	63	13%
Employment	1	1	0%	0	0	0%	-1	0%	0	1		0%	50%	0	1,200	1	2	100%
Lieu of P. Writ	6	5	-17%	3	7	133%	2	140%	3	2	-33%	33%	29%	600	480	9	7	-22%
Medical Malprac	6	5	-17%	8	7	-13%	2	140%	16	17	6%	67%	77%	3,200	4,080	24	22	-8%
Name Change	42	37	-12%	43	33	-23%	-4	89%	0	0	0%	0%	0%	0	0	2	6	200%
Other Insurance	0	4		0	2		-2	50%	0	1		0%	50%	0	300	0	2	
Other MCL	0	0	0%	0	0	0%	0	100%	0	0	0%	0%	0%	0	0	0	0	0%
Other Track 1	37	36	-3%	33	31	-6%	-5	86%	9	5	-44%	39%	20%	292	167	23	25	9%
Other Track 3	12	15	25%	10	18	80%	3	120%	3	7	133%	14%	39%	300	560	21	18	-14%
Other Track 4	1	2	100%	1	0	-100%	-2	0%	1	1	0%	50%	25%	1,200	600	2	4	100%
Personal Injury	55	43	-22%	60	54	-10%	11	126%	31	28	-10%	38%	41%	676	781	81	69	-15%
Prod Liability	0	1		1	0	-100%	-1	0%	1	3	200%	33%	75%	3,600	3	4	33%	
Prof Malpractic	4	4	0%	2	2	0%	-2	50%	3	3	0%	60%	38%	900	900	5	8	60%
PIP Coverage	1	1	0%	1	1	0%	0	100%	1	0	-100%	100%	0%	1,200	0	1	1	0%
Real Property	5	4	-20%	3	3	0%	-1	75%	2	3	50%	40%	60%	480	900	5	5	0%
Tort Other	13	11	-15%	15	17	13%	6	155%	4	1	-75%	36%	14%	369	109	11	7	-36%
Toxic Tort	0	1		0	1		0	100%	1	1	0%	100%	100%	1,200	1	1	0%	
UM/UIM Bod Inj	4	3	-25%	2	3	50%	0	100%	1	1	0%	20%	20%	300	400	5	5	0%
<b>Total</b>	<b>403</b>	<b>409</b>	<b>1%</b>	<b>379</b>	<b>399</b>	<b>5%</b>	<b>-10</b>	<b>98%</b>	<b>124</b>	<b>117</b>	<b>-6%</b>	<b>31%</b>	<b>29%</b>	<b>369</b>	<b>343</b>	<b>396</b>	<b>409</b>	<b>3%</b>

NOTE: Some Multicounty Litigation (MCL) cases were transferred in November 2014: Atlantic to Bergen = 8,935; Atlantic to Middlesex = 4,070.

**CIVIL BACKLOG SUMMARY BY CASETYPE**

**June 2024**

**WARREN**

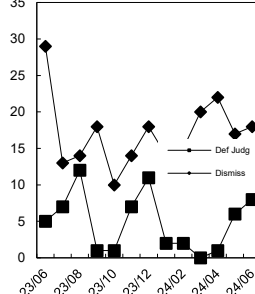
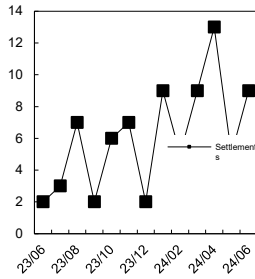
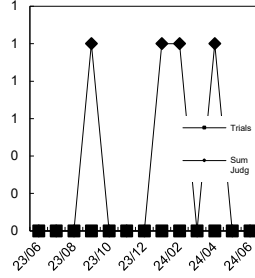
	<b>Cases in Backlog</b>															<b>Total Backlog</b>
	Track 1					Track 2				Track 3			Track 4			
	12 to 18 months	18 to 24 months	24 to 36 months	over 36 months	Total Track 1	18 to 24 months	24 to 36 months	over 36 months	Total Track 2	24 to 36 months	over 36 months	Total Track 3	24 to 36 months	over 36 months	Total Track 4	
Act on Neg Inst	0	0	0	0	0	0	0	0	0	0	0	0	0	0	0	0
Asbestos	0	0	0	0	0	0	0	0	0	0	0	0	0	0	0	0
Assault & Bat	0	0	0	0	0	0	0	0	0	0	0	0	0	0	0	0
Auto - Pers Inj	0	0	0	0	0	9	14	7	30	0	0	0	0	0	0	30
Auto - Property	0	0	0	0	0	0	0	0	0	0	0	0	0	0	0	0
Book Account	0	1	0	0	1	0	0	0	0	0	0	0	0	0	0	1
Civil Rights	0	0	0	0	0	0	0	0	0	1	0	1	0	0	0	1
Complex Comm	0	0	0	0	0	0	0	0	0	0	0	0	0	1	1	1
Condemnation	0	0	0	0	0	0	0	0	0	0	0	0	0	0	0	0
Construction	0	0	0	0	0	0	1	0	1	0	0	0	0	0	0	1
Contract/Comm	0	0	0	0	0	1	3	5	9	0	0	0	0	0	0	9
Employment	0	0	0	0	0	1	0	0	1	0	0	0	0	0	0	1
Lieu of P. Writ	0	0	0	0	0	0	0	0	0	0	0	0	0	2	2	2
Medical Malprac	0	0	0	0	0	0	0	0	0	3	14	17	0	0	0	17
Name Change	0	0	0	0	0	0	0	0	0	0	0	0	0	0	0	0
Other Insurance	1	0	0	0	1	0	0	0	0	0	0	0	0	0	0	1
Other MCL	0	0	0	0	0	0	0	0	0	0	0	0	0	0	0	0
Other Track 1	2	0	3	0	5	0	0	0	0	0	0	0	0	0	0	5
Other Track 3	0	0	0	0	0	0	0	0	0	5	2	7	0	0	0	7
Other Track 4	0	0	0	0	0	0	0	0	0	0	0	0	0	1	1	1
Personal Injury	0	0	0	0	0	12	7	9	28	0	0	0	0	0	0	28
Prod Liability	0	0	0	0	0	0	0	0	0	2	1	3	0	0	0	3
Prof Malpractic	0	0	0	0	0	0	0	0	0	1	2	3	0	0	0	3
PIP Coverage	0	0	0	0	0	0	0	0	0	0	0	0	0	0	0	0
Real Property	1	0	2	0	3	0	0	0	0	0	0	0	0	0	0	3
Tort Other	0	0	0	0	0	1	0	0	1	0	0	0	0	0	0	1
Toxic Tort	0	0	0	0	0	0	0	0	0	0	1	1	0	0	0	1
UM/UIM Bod Inj	0	0	0	0	0	1	0	0	1	0	0	0	0	0	0	1
<b>Total</b>	<b>4</b>	<b>1</b>	<b>5</b>	<b>0</b>	<b>10</b>	<b>25</b>	<b>25</b>	<b>21</b>	<b>71</b>	<b>12</b>	<b>20</b>	<b>32</b>	<b>0</b>	<b>4</b>	<b>4</b>	<b>117</b>

NOTE: Some Multicounty Litigation (MCL) cases were transferred in November 2014: Atlantic to Bergen = 8,935; Atlantic to Middlesex = 4,070.

**CIVIL RESOLUTION SUMMARY BY CASETYPE  
JULY 2023 - JUNE 2024  
WARREN**

	Trial			Summary					Total	Percent resolved by						Monthly Resolutions
	Jury	Nonjury	Total	Judgment	Settlement	Default Judgment	Dismiss	Other		Trial	Sum Jud	Settle	Default J	Dismiss	Other	
Act on Neg Inst	0	0	0	0	0	0	0	0	0	0%	0%	0%	0%	0%	0%	
Asbestos	0	0	0	0	0	0	0	0	0	0%	0%	0%	0%	0%	0%	
Assault & Bat	0	0	0	0	0	0	3	1	4	0%	0%	0%	0%	75%	25%	
Auto - Pers Inj	0	0	0	0	16	0	45	1	62	0%	0%	26%	0%	73%	2%	
Auto - Property	0	0	0	0	1	1	4	0	6	0%	0%	17%	17%	67%	0%	
Book Account	0	0	0	3	17	29	24	4	77	0%	4%	22%	38%	31%	5%	
Civil Rights	0	0	0	0	0	0	1	1	2	0%	0%	0%	0%	50%	50%	
Complex Commerc	0	0	0	0	0	0	0	2	2	0%	0%	0%	0%	0%	100%	
Condemnation	0	0	0	0	0	0	0	0	0	0%	0%	0%	0%	0%	0%	
Construction	0	0	0	0	0	1	3	0	4	0%	0%	0%	25%	75%	0%	
Contract/Commer	0	0	0	1	10	17	32	3	63	0%	2%	16%	27%	51%	5%	
Employment	0	0	0	0	0	0	0	0	0	0%	0%	0%	0%	0%	0%	
Lieu of P. Writ	0	0	0	0	2	0	4	1	7	0%	0%	29%	0%	57%	14%	
Medical Malprac	0	0	0	0	0	0	7	0	7	0%	0%	0%	0%	100%	0%	
Name Change	0	0	0	0	0	0	1	32	33	0%	0%	0%	0%	3%	97%	
Other Insurance	0	0	0	0	0	0	1	1	2	0%	0%	0%	0%	50%	50%	
Other MCL	0	0	0	0	0	0	0	0	0	0%	0%	0%	0%	0%	0%	
Other Track 1	0	0	0	0	6	4	10	11	31	0%	0%	19%	13%	32%	35%	
Other Track 3	0	0	0	0	3	0	12	3	18	0%	0%	17%	0%	67%	17%	
Other Track 4	0	0	0	0	0	0	0	0	0	0%	0%	0%	0%	0%	0%	
Personal Injury	0	0	0	0	15	0	35	4	54	0%	0%	28%	0%	65%	7%	
Prod Liability	0	0	0	0	0	0	0	0	0	0%	0%	0%	0%	0%	0%	
Prof Malpractic	0	0	0	0	1	0	1	0	2	0%	0%	50%	0%	50%	0%	
PIP Coverage	0	0	0	0	0	0	1	0	1	0%	0%	0%	0%	100%	0%	
Real Property	0	0	0	0	0	1	0	2	3	0%	0%	0%	33%	0%	67%	
Tort Other	0	0	0	0	4	5	8	0	17	0%	0%	24%	29%	47%	0%	
Toxic Tort	0	0	0	0	0	0	0	1	1	0%	0%	0%	0%	0%	100%	
UM/UIM Bod Inj	0	0	0	0	2	0	1	0	3	0%	0%	67%	0%	33%	0%	
<b>Total</b>	<b>0</b>	<b>0</b>	<b>0</b>	<b>4</b>	<b>77</b>	<b>58</b>	<b>193</b>	<b>67</b>	<b>399</b>	<b>0%</b>	<b>1%</b>	<b>19%</b>	<b>15%</b>	<b>48%</b>	<b>17%</b>	

Monthly Resolutions

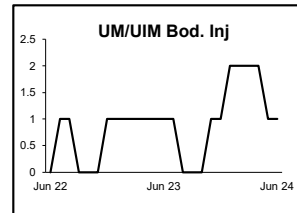
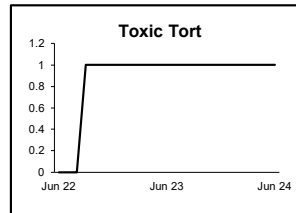
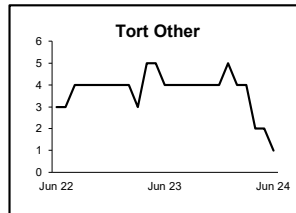
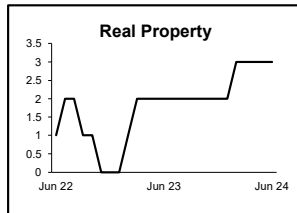
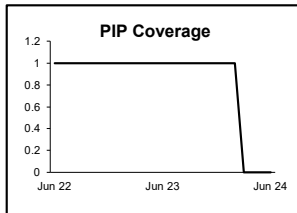
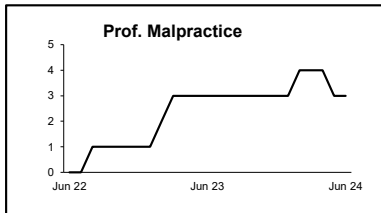
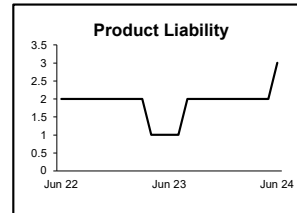
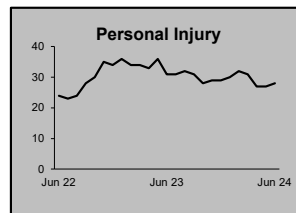
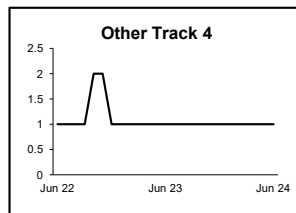
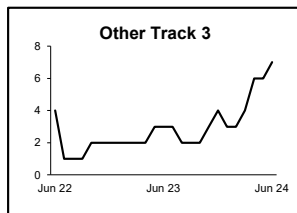
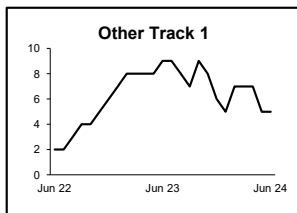
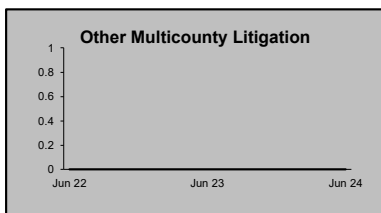
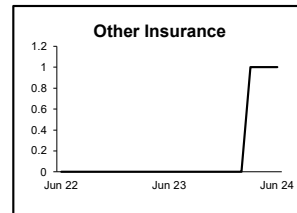
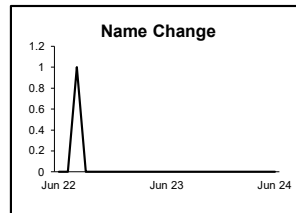
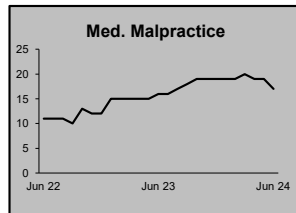
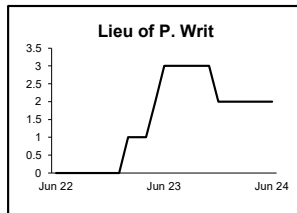
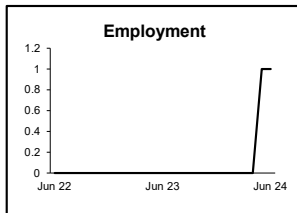
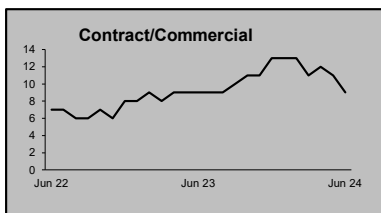
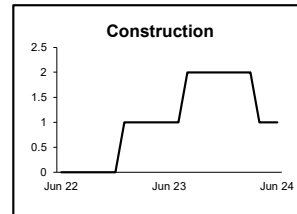
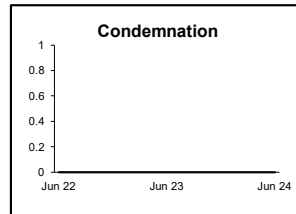
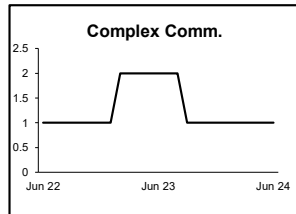
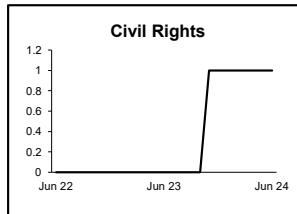
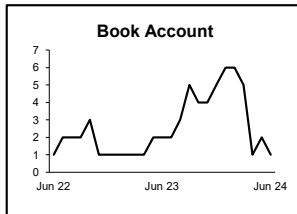
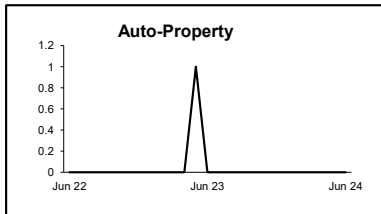
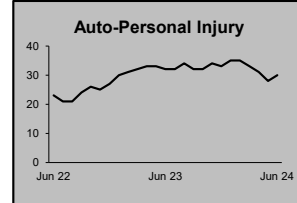
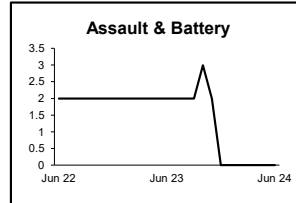
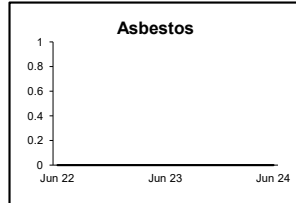
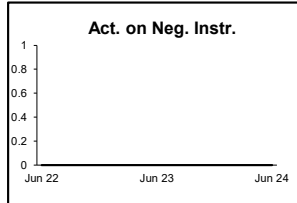
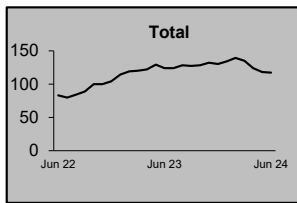


NOTE: Some Multicounty Litigation (MCL) cases were transferred in November 2014: Atlantic to Bergen = 8,935; Atlantic to Middlesex = 4,070.



**CIVIL BACKLOG BY CASETYPE  
JUNE 2024  
WARREN**

	<b>Total</b>	<b>Backlog</b>	<b>% chg</b>
Jun 22		83	
Jun 23		124	49%
Jun 24		117	-6%



1) Casetypes with the state's largest backlogs are highlighted.

2) Some Multicounty Litigation (MCL) cases were transferred in November 2014: Atlantic to Bergen = 8,935; Atlantic to Middlesex = 4,070.

**CIVIL CASELOAD SUMMARY BY CASETYPE**  
**JULY 2023 - JUNE 2024**  
**STATE**

	Filings			Resolutions			Clearance		Backlog			Backlog Percent		Backlog Per 100 Monthly Filings		Active Pending		
	Jul 2022 to Jun 2023	Jul 2023 to Jun 2024	percent change	Jul 2022 to Jun 2023	Jul 2023 to Jun 2024	percent change	Jul 2023 - Jun 2024		Jun 2023	Jun 2024	percent change	Jun 2023	Jun 2024	Jun 2023	Jun 2024	Jun 2023	Jun 2024	percent change
	number	percent																
Act on Neg Inst	115	<b>162</b>	41%	123	<b>140</b>	14%	<b>-22</b>	<b>86%</b>	17	<b>11</b>	-35%	23%	<b>12%</b>	177	<b>81</b>	74	<b>95</b>	28%
Asbestos	185	<b>186</b>	1%	174	<b>349</b>	101%	<b>163</b>	<b>188%</b>	542	<b>421</b>	-22%	66%	<b>63%</b>	3,516	<b>2,716</b>	827	<b>671</b>	-19%
Assault & Bat	151	<b>153</b>	1%	264	<b>215</b>	-19%	<b>62</b>	<b>141%</b>	290	<b>882</b>	204%	38%	<b>81%</b>	2,305	<b>6,918</b>	763	<b>1,087</b>	42%
Auto - Pers Inj	20,954	<b>21,789</b>	4%	23,603	<b>23,329</b>	-1%	<b>1540</b>	<b>107%</b>	8,094	<b>5,661</b>	-30%	29%	<b>21%</b>	464	<b>312</b>	28,069	<b>26,566</b>	-5%
Auto - Property	970	<b>1,117</b>	15%	1,018	<b>995</b>	-2%	<b>-122</b>	<b>89%</b>	55	<b>58</b>	5%	8%	<b>7%</b>	68	<b>62</b>	676	<b>793</b>	17%
Book Account	6,476	<b>7,893</b>	22%	6,865	<b>6,840</b>	0%	<b>-1053</b>	<b>87%</b>	308	<b>270</b>	-12%	9%	<b>6%</b>	57	<b>41</b>	3,246	<b>4,237</b>	31%
Civil Rights	346	<b>412</b>	19%	367	<b>359</b>	-2%	<b>-53</b>	<b>87%</b>	150	<b>249</b>	66%	25%	<b>41%</b>	520	<b>725</b>	603	<b>601</b>	0%
Complex Commerc	389	<b>293</b>	-25%	298	<b>325</b>	9%	<b>32</b>	<b>111%</b>	225	<b>251</b>	12%	39%	<b>45%</b>	694	<b>1,028</b>	579	<b>557</b>	-4%
Condemnation	143	<b>198</b>	38%	129	<b>177</b>	37%	<b>-21</b>	<b>89%</b>	43	<b>37</b>	-14%	27%	<b>20%</b>	361	<b>224</b>	158	<b>183</b>	16%
Construction	414	<b>412</b>	0%	412	<b>456</b>	11%	<b>44</b>	<b>111%</b>	247	<b>196</b>	-21%	41%	<b>35%</b>	716	<b>571</b>	606	<b>554</b>	-9%
Contract/Commer	8,560	<b>8,915</b>	4%	8,297	<b>8,773</b>	6%	<b>-142</b>	<b>98%</b>	1,127	<b>996</b>	-12%	16%	<b>14%</b>	158	<b>134</b>	6,929	<b>7,167</b>	3%
Employment	275	<b>316</b>	15%	254	<b>292</b>	15%	<b>-24</b>	<b>92%</b>	75	<b>65</b>	-13%	26%	<b>22%</b>	327	<b>247</b>	284	<b>301</b>	6%
Lieu of P. Writ	471	<b>474</b>	1%	470	<b>431</b>	-8%	<b>-43</b>	<b>91%</b>	107	<b>119</b>	11%	20%	<b>20%</b>	273	<b>301</b>	526	<b>583</b>	11%
Medical Malprac	1,000	<b>952</b>	-5%	1,101	<b>1,091</b>	-1%	<b>139</b>	<b>115%</b>	1,202	<b>1,070</b>	-11%	46%	<b>43%</b>	1,442	<b>1,349</b>	2,611	<b>2,498</b>	-4%
Name Change	2,886	<b>3,068</b>	6%	2,903	<b>2,947</b>	2%	<b>-121</b>	<b>96%</b>	5	<b>3</b>	-40%	1%	<b>0%</b>	2	<b>1</b>	507	<b>640</b>	26%
Other Insurance	401	<b>430</b>	7%	420	<b>424</b>	1%	<b>-6</b>	<b>99%</b>	110	<b>87</b>	-21%	31%	<b>26%</b>	329	<b>243</b>	357	<b>338</b>	-5%
Other MCL	808	<b>1,380</b>	71%	2,115	<b>1,034</b>	-51%	<b>-346</b>	<b>75%</b>	10,548	<b>11,624</b>	10%	80%	<b>86%</b>	15,665	<b>10,108</b>	13,199	<b>13,551</b>	3%
Other Track 1	3,678	<b>3,792</b>	3%	3,760	<b>3,721</b>	-1%	<b>-71</b>	<b>98%</b>	507	<b>429</b>	-15%	22%	<b>19%</b>	165	<b>136</b>	2,289	<b>2,227</b>	-3%
Other Track 3	2,199	<b>2,462</b>	12%	2,124	<b>2,199</b>	4%	<b>-263</b>	<b>89%</b>	683	<b>614</b>	-10%	23%	<b>19%</b>	373	<b>299</b>	2,987	<b>3,282</b>	10%
Other Track 4	238	<b>227</b>	-5%	298	<b>269</b>	-10%	<b>42</b>	<b>119%</b>	252	<b>215</b>	-15%	52%	<b>47%</b>	1,271	<b>1,137</b>	487	<b>455</b>	-7%
Personal Injury	9,554	<b>9,371</b>	-2%	9,301	<b>9,660</b>	4%	<b>289</b>	<b>103%</b>	4,169	<b>3,671</b>	-12%	29%	<b>27%</b>	524	<b>470</b>	14,223	<b>13,704</b>	-4%
Prod Liability	310	<b>265</b>	-15%	316	<b>275</b>	-13%	<b>10</b>	<b>104%</b>	125	<b>105</b>	-16%	32%	<b>26%</b>	484	<b>475</b>	391	<b>398</b>	2%
Prof Malpractic	412	<b>431</b>	5%	497	<b>534</b>	7%	<b>103</b>	<b>124%</b>	348	<b>311</b>	-11%	37%	<b>34%</b>	1,014	<b>866</b>	934	<b>924</b>	-1%
PIP Coverage	217	<b>175</b>	-19%	196	<b>198</b>	1%	<b>23</b>	<b>113%</b>	21	<b>23</b>	10%	17%	<b>23%</b>	116	<b>158</b>	124	<b>100</b>	-19%
Real Property	360	<b>345</b>	-4%	354	<b>318</b>	-10%	<b>-27</b>	<b>92%</b>	75	<b>70</b>	-7%	28%	<b>26%</b>	250	<b>243</b>	269	<b>270</b>	0%
Tort Other	1,843	<b>1,759</b>	-5%	1,846	<b>1,869</b>	1%	<b>110</b>	<b>106%</b>	570	<b>446</b>	-22%	28%	<b>24%</b>	371	<b>304</b>	2,024	<b>1,836</b>	-9%
Toxic Tort	22	<b>20</b>	-9%	21	<b>27</b>	29%	<b>7</b>	<b>135%</b>	19	<b>12</b>	-37%	45%	<b>32%</b>	1,036	<b>720</b>	42	<b>38</b>	-10%
UM/UIB Bod Inj	1,262	<b>1,228</b>	-3%	1,402	<b>1,370</b>	-2%	<b>142</b>	<b>112%</b>	372	<b>277</b>	-26%	24%	<b>20%</b>	354	<b>271</b>	1,529	<b>1,400</b>	-8%
<b>Total</b>	<b>64,639</b>	<b>68,225</b>	<b>6%</b>	<b>68,928</b>	<b>68,617</b>	<b>0%</b>	<b>392</b>	<b>101%</b>	<b>30,286</b>	<b>28,173</b>	<b>-7%</b>	<b>35%</b>	<b>33%</b>	<b>562</b>	<b>496</b>	<b>85,313</b>	<b>85,056</b>	<b>0%</b>

NOTE: Some Multicounty Litigation (MCL) cases were transferred in November 2014: Atlantic to Bergen = 8,935; Atlantic to Middlesex = 4,070.

**CIVIL BACKLOG SUMMARY BY CASETYPE**

June 2024

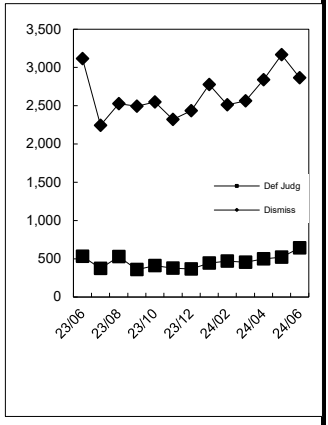
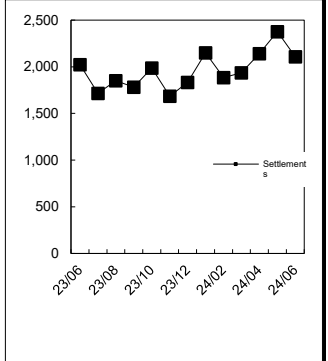
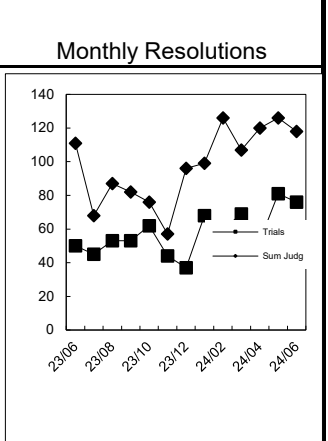
STATE

	Cases in Backlog															Total Backlog
	Track 1					Track 2				Track 3			Track 4			
	12 to 18 months	18 to 24 months	24 to 36 months	over 36 months	Total Track 1	18 to 24 months	24 to 36 months	over 36 months	Total Track 2	24 to 36 months	over 36 months	Total Track 3	24 to 36 months	over 36 months	Total Track 4	
Act on Neg Inst	6	1	1	3	11	0	0	0	0	0	0	0	0	0	0	11
Asbestos	0	0	0	0	0	0	0	0	0	0	0	0	84	337	421	421
Assault & Bat	0	0	0	0	0	0	1	0	1	530	351	881	0	0	0	882
Auto - Pers Inj	0	0	0	0	0	2,575	2,024	1,059	5,658	0	3	3	0	0	0	5,661
Auto - Property	0	0	0	0	0	31	20	7	58	0	0	0	0	0	0	58
Book Account	141	67	36	21	265	3	1	0	4	0	0	0	1	0	1	270
Civil Rights	1	0	0	0	1	0	2	0	2	166	77	243	0	3	3	249
Complex Comm	0	0	0	0	0	0	1	1	2	1	0	1	102	146	248	251
Condemnation	0	0	0	1	1	0	0	0	0	12	24	36	0	0	0	37
Construction	0	0	0	0	0	43	58	94	195	0	1	1	0	0	0	196
Contract/Comm	2	0	1	0	3	399	350	243	992	1	0	1	0	0	0	996
Employment	0	0	0	0	0	30	22	13	65	0	0	0	0	0	0	65
Lieu of P. Writ	0	0	0	0	0	0	0	0	0	0	0	0	54	65	119	119
Medical Malprac	0	0	0	0	0	0	0	0	0	421	649	1,070	0	0	0	1,070
Name Change	3	0	0	0	3	0	0	0	0	0	0	0	0	0	0	3
Other Insurance	36	17	14	15	82	1	3	1	5	0	0	0	0	0	0	87
Other MCL	0	0	0	0	0	0	0	0	0	2	0	2	1,733	9,889	11,622	11,624
Other Track 1	170	89	58	52	369	10	10	6	26	7	25	32	1	1	2	429
Other Track 3	0	0	0	0	0	0	0	0	0	331	283	614	0	0	0	614
Other Track 4	0	0	0	0	0	0	1	0	1	0	0	0	61	153	214	215
Personal Injury	0	0	0	0	0	1,615	1,328	654	3,597	49	24	73	1	0	1	3,671
Prod Liability	0	0	0	0	0	0	0	0	0	55	50	105	0	0	0	105
Prof Malpractic	0	0	0	0	0	0	0	0	0	155	156	311	0	0	0	311
PIP Coverage	11	8	2	1	22	0	1	0	1	0	0	0	0	0	0	23
Real Property	30	11	15	13	69	0	0	0	0	0	1	1	0	0	0	70
Tort Other	1	0	0	0	1	140	173	91	404	17	23	40	1	0	1	446
Toxic Tort	0	0	0	0	0	0	0	0	0	4	8	12	0	0	0	12
UM/UIM Bod Inj	0	0	0	0	0	135	101	41	277	0	0	0	0	0	0	277
<b>Total</b>	<b>401</b>	<b>193</b>	<b>127</b>	<b>106</b>	<b>827</b>	<b>4,982</b>	<b>4,096</b>	<b>2,210</b>	<b>11,288</b>	<b>1,751</b>	<b>1,675</b>	<b>3,426</b>	<b>2,038</b>	<b>10,594</b>	<b>12,632</b>	<b>28,173</b>

NOTE: Some Multicounty Litigation (MCL) cases were transferred in November 2014: Atlantic to Bergen = 8,935; Atlantic to Middlesex = 4,070.

**CIVIL RESOLUTION SUMMARY BY CASETYPE**  
**JULY 2023 - JUNE 2024**  
**STATE**

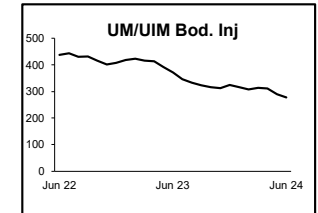
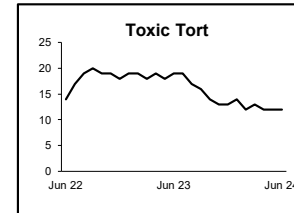
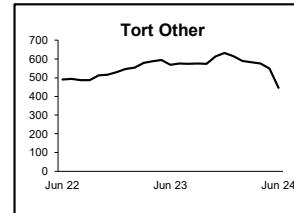
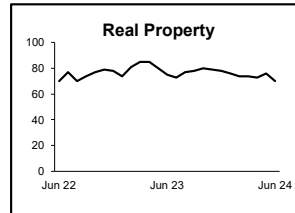
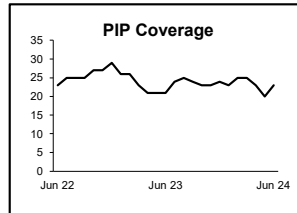
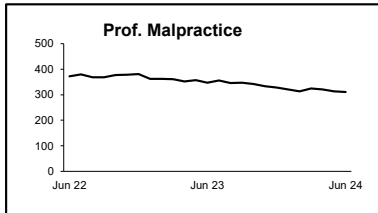
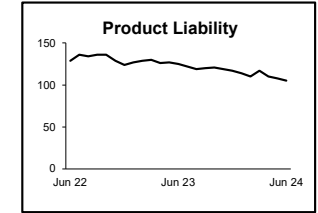
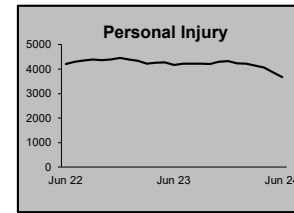
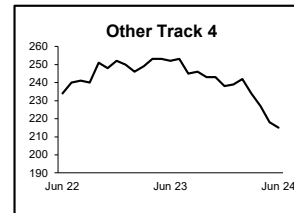
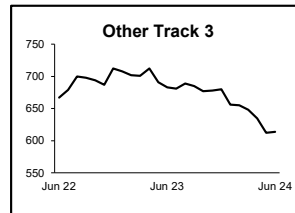
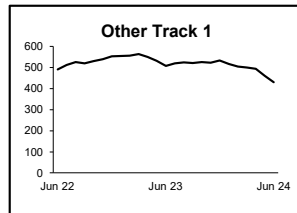
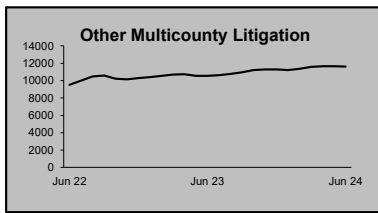
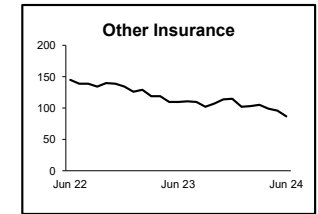
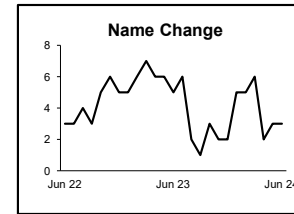
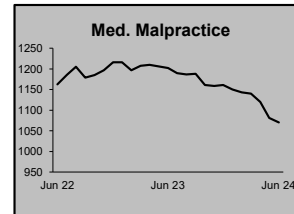
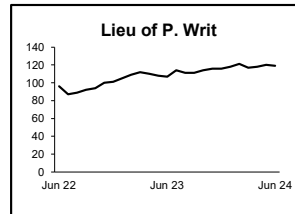
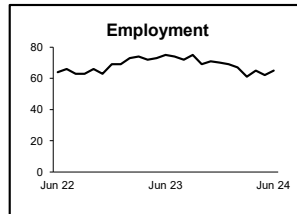
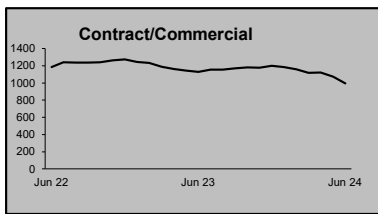
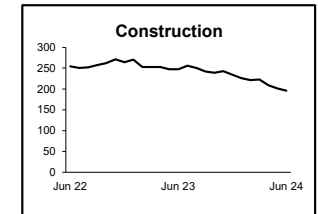
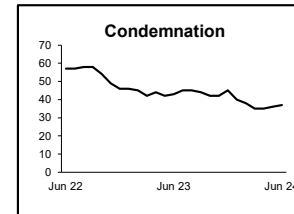
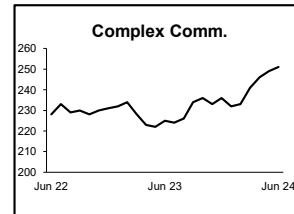
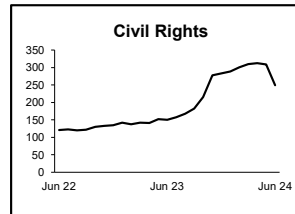
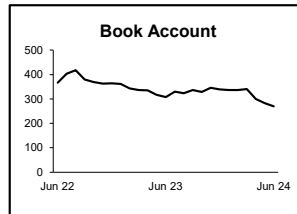
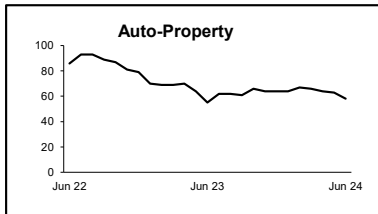
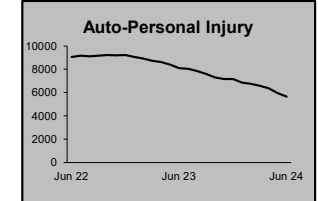
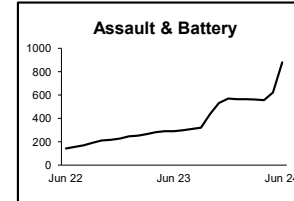
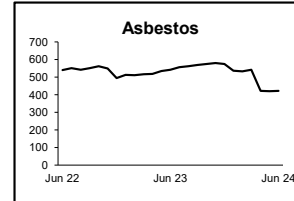
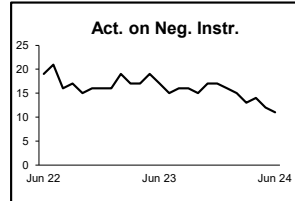
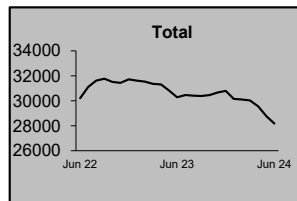
	Trial			Summary					Total	Percent resolved by					
	Jury	Nonjury	Total	Judgment	Settlement	Default Judgment	Dismiss	Other		Trial	Sum Jud	Settle	Default J	Dismiss	Other
Act on Neg Inst	0	1	1	8	18	47	51	15	140	1%	6%	13%	34%	36%	11%
Asbestos	0	0	0	0	333	0	14	2	349	0%	0%	95%	0%	4%	1%
Assault & Bat	4	1	5	3	77	5	116	9	215	2%	1%	36%	2%	54%	4%
Auto - Pers Inj	285	7	292	157	9,923	159	11,910	888	23,329	1%	1%	43%	1%	51%	4%
Auto - Property	2	2	4	15	191	315	455	15	995	0%	2%	19%	32%	46%	2%
Book Account	3	15	18	260	1,406	2,444	2,628	84	6,840	0%	4%	21%	36%	38%	1%
Civil Rights	5	0	5	7	55	2	237	53	359	1%	2%	15%	1%	66%	15%
Complex Commerc	2	3	5	6	109	5	159	41	325	2%	2%	34%	2%	49%	13%
Condemnation	3	1	4	9	51	3	24	86	177	2%	5%	29%	2%	14%	49%
Construction	4	7	11	12	158	56	208	11	456	2%	3%	35%	12%	46%	2%
Contract/Commer	24	57	81	289	2,210	1,772	4,015	406	8,773	1%	3%	25%	20%	46%	5%
Employment	2	2	4	5	75	8	148	52	292	1%	2%	26%	3%	51%	18%
Lieu of P. Writ	0	33	33	12	77	2	239	68	431	8%	3%	18%	0%	55%	16%
Medical Malprac	36	0	36	19	526	2	463	45	1,091	3%	2%	48%	0%	42%	4%
Name Change	0	0	0	0	0	0	172	2,775	2,947	0%	0%	0%	0%	6%	94%
Other Insurance	1	2	3	21	106	16	236	42	424	1%	5%	25%	4%	56%	10%
Other MCL	1	0	1	1	121	0	901	10	1,034	0%	0%	12%	0%	87%	1%
Other Track 1	8	26	34	87	1,010	186	1,645	759	3,721	1%	2%	27%	5%	44%	20%
Other Track 3	14	8	22	24	837	13	990	313	2,199	1%	1%	38%	1%	45%	14%
Other Track 4	0	1	1	12	86	33	116	21	269	0%	4%	32%	12%	43%	8%
Personal Injury	75	5	80	140	4,416	113	4,318	593	9,660	1%	1%	46%	1%	45%	6%
Prod Liability	2	0	2	3	99	1	126	44	275	1%	1%	36%	0%	46%	16%
Prof Malpractic	14	1	15	18	241	3	229	28	534	3%	3%	45%	1%	43%	5%
PIP Coverage	0	0	0	9	38	1	139	11	198	0%	5%	19%	1%	70%	6%
Real Property	1	5	6	9	80	23	162	38	318	2%	3%	25%	7%	51%	12%
Tort Other	14	8	22	30	592	217	898	110	1,869	1%	2%	32%	12%	48%	6%
Toxic Tort	0	0	0	0	6	0	12	9	27	0%	0%	22%	0%	44%	33%
UM/UIM Bod Inj	16	0	16	6	608	19	679	42	1,370	1%	0%	44%	1%	50%	3%
<b>Total</b>	<b>516</b>	<b>185</b>	<b>701</b>	<b>1,162</b>	<b>23,449</b>	<b>5,445</b>	<b>31,290</b>	<b>6,570</b>	<b>68,617</b>	<b>1%</b>	<b>2%</b>	<b>34%</b>	<b>8%</b>	<b>46%</b>	<b>10%</b>



NOTE: Some Multicounty Litigation (MCL) cases were transferred in November 2014: Atlantic to Bergen = 8,935; Atlantic to Middlesex = 4,070.

## CIVIL BACKLOG BY CASETYPE JUNE 2024 STATE

	Total Backlog	% chg
Jun 22	30,198	
Jun 23	30,286	0%
Jun 24	28,173	-7%



1) Casetypes with the state's largest backlogs are highlighted.

2) Some Multicounty Litigation (MCL) cases were transferred in November 2014: Atlantic to Bergen = 8,935; Atlantic to Middlesex = 4,070.