



**New Jersey Judiciary
CIVIL STATISTICS
May 2024**

TABLE OF CONTENTS

Introduction, Abbreviations, and Glossary	i
Tables and Graphs By County	1
Tables and Graphs by Case Type	
Atlantic	3
Bergen	7
Burlington	11
Camden	15
Cape May	19
Cumberland	23
Essex	27
Gloucester	31
Hudson	35
Hunterdon	39
Mercer	43
Middlesex	47
Monmouth	51
Morris	55
Ocean	59
Passaic	63
Salem	67
Somerset	71
Sussex	75
Union	79
Warren	83
State	87

INTRODUCTION

CIVIL STATISTICS provides court year-to-date civil-law statistics for New Jersey's twenty-one counties. Data is compiled from a monthly statistical extract of the Automated Case Management System.

The report provides 4-page summaries of filings, resolutions, clearance, backlog, and active pending by case type for counties and the state. Case type categories are based on the Case Information Statement (CIS). Some categories are consolidated as shown in the table on the next page.

GLOSSARY

Filings: Filings include new, reopened, reactivated, and transferred cases

Resolutions: Include trials, summary judgments, settlements, default judgments dismissals, inactivations, transfers, and other summary matters

Clearance: Resolutions minus filings

Backlog: Cases over case processing goal as listed below. Cases are aged from date of complaint exclusive of inactive and closed time.

 Track 1 backlog = over 12 months

 Track 2 backlog = over 18 months

 Track 3 backlog = over 24 months

 Track 4 backlog = over 24 months

Backlog Per 100 Monthly Filings: $(\text{backlog}) / (\text{average monthly filings in previous court year}) * 100$

Active Pending: Cases not resolved. Does not include inactive cases.

CIVIL STATISTICS is produced by the Administrative Office of the Courts' Quantitative Research Unit. Questions or comments can be directed to:

Quantitative Research Unit: PO Box 037, Trenton, NJ 08625
(609) 815-2900 x52530

CASE TYPE ABBREVIATIONS

TRACK I

Action on Negotiable Instrument (Act on New Inst)

Book Account

Name Change

Other Insurance Claim Including Declaratory Judgment Actions (other insurance)

PIP Coverage

Real Property

Other Track 1: Forfeiture, Summary Action, UM or UIM Claim, Lemon Law, Open Public Records Act, Tenancy, Miscellaneous, No Show Jurors
UM/UIM Coverage

TRACK II

Auto Negligence - Personal Injury

Auto Negligence - Property Damage

Construction

Contract/Commercial Transactions

Employment other than CEPA or LAD

Personal Injury

Tort - Other

UM/UIM Bodily Injury

TRACK III

Assault and Battery

Civil Rights

Condemnation

Medical Malpractice

Product Liability

Professional Malpractice

Toxic Tort

Other Track 3: Defamation, Inverse Condemnation, Whistle Blower/Conscientious, Employee Protection Act, Law Against Discrimination

TRACK IV

Action in Lieu of Prerogative Writ (Lieu of P. Writ)

Asbestos

Complex Commercial

Other Multicounty Litigation (formerly "mass tort") and/or Centrally Managed Cases:

Abilify, Accutane, Allergen Biocell Textured Breast Implants, Asbestos, DePuy ASR Hip Implants, Elmiron

Fosamax, Pelvic Mesh - Bard, Pelvic Mesh - Gynecare, Physiomesh, Pinnacle Metal -on- Metal (MoM) Hip Implants,

Proceed Surgical Mesh/Proceed Ventral Patch, Prolene Hernia System Mesh, Proton-Pump Inhibitors, Singulair,

Strattice Hernia Mesh, Stryker Hip/ABG II, Stryker LFIT CoCr V40 Femoral Heads, Stryker Trident Hip Implants,

Talc-Powder, Tassigna, Taxotere/Docetaxel, Zostavax.

Other Track 4: Complex Construction, Cullen Lit., Environmental Coverage Litigation, False Claims, Insurance Fraud, Mt. Laurel

CIVIL CASELOAD SUMMARY BY COUNTY
JULY 2023 - MAY 2024
STATE

	Filings			Resolutions			Clearance		Backlog			Backlog Percent		Backlog Per 100 Monthly Filings		Active Pending		
	Jul 2022 to May 2023	Jul 2023 to May 2024	percent change	Jul 2022 to May 2023	Jul 2023 to May 2024	percent change	Jul 2023 - May 2024		May 2023	May 2024	percent change	May 2023	May 2024	May 2023	May 2024	May 2023	May 2024	percent change
							number	percent										
Atlantic	2,742	3,304	20%	2,399	2,481	3%	-823	75%	4,211	5,396	28%	52%	60%	1,659	1,812	8,161	9,038	11%
Bergen	6,699	7,189	7%	8,235	7,446	-10%	257	104%	5,103	4,567	-11%	44%	41%	829	700	11,497	11,104	-3%
Burlington	2,440	2,435	0%	2,477	2,354	-5%	-81	97%	353	287	-19%	15%	12%	158	130	2,325	2,355	1%
Camden	3,514	3,586	2%	3,877	3,701	-5%	115	103%	724	445	-39%	19%	13%	225	136	3,780	3,453	-9%
Cape May	494	458	-7%	446	474	6%	16	103%	86	99	15%	16%	19%	188	236	530	518	-2%
Cumberland	734	768	5%	724	732	1%	-36	95%	169	144	-15%	22%	19%	251	209	759	778	3%
Essex	8,137	8,578	5%	8,394	8,985	7%	407	105%	5,128	4,519	-12%	39%	36%	690	578	13,167	12,724	-3%
Gloucester	1,371	1,462	7%	1,318	1,456	10%	-6	100%	287	234	-18%	20%	16%	229	174	1,409	1,435	2%
Hudson	4,322	4,571	6%	4,648	4,664	0%	93	102%	1,485	1,095	-26%	28%	21%	376	260	5,302	5,252	-1%
Hunterdon	445	478	7%	459	425	-7%	-53	89%	170	175	3%	32%	30%	406	403	533	575	8%
Mercer	2,293	2,404	5%	2,335	2,419	4%	15	101%	783	851	9%	27%	29%	376	390	2,905	2,898	0%
Middlesex	6,882	7,294	6%	7,499	7,236	-4%	-58	99%	6,434	6,074	-6%	50%	47%	1,026	911	12,988	12,995	0%
Monmouth	3,676	4,079	11%	3,615	4,338	20%	259	106%	1,246	801	-36%	26%	18%	372	215	4,724	4,409	-7%
Morris	2,194	2,363	8%	2,412	2,375	-2%	12	101%	758	597	-21%	29%	23%	377	279	2,652	2,609	-2%
Ocean	2,880	2,991	4%	2,950	2,984	1%	-7	100%	909	731	-20%	26%	21%	341	267	3,436	3,425	0%
Passaic	3,317	3,680	11%	3,752	3,405	-9%	-275	93%	969	993	2%	24%	23%	320	296	4,075	4,351	7%
Salem	222	234	5%	227	227	0%	-7	97%	45	28	-38%	22%	13%	221	129	201	213	6%
Somerset	1,485	1,586	7%	1,444	1,416	-2%	-170	89%	477	522	9%	29%	29%	350	367	1,671	1,824	9%
Sussex	491	548	12%	488	583	19%	35	106%	154	127	-18%	28%	24%	350	257	558	522	-6%
Union	4,056	4,415	9%	4,395	4,187	-5%	-228	95%	1,202	974	-19%	25%	19%	324	240	4,841	5,087	5%
Warren	372	376	1%	332	357	8%	-19	95%	129	118	-9%	31%	28%	381	348	412	417	1%
Total	58,766	62,799	7%	62,426	62,245	0%	-554	99%	30,822	28,777	-7%	36%	33%	573	503	85,926	85,982	0%

NOTE: Some Multicounty Litigation (MCL) cases were transferred in November 2014: Atlantic to Bergen = 8,935; Atlantic to Middlesex = 4,070.

CIVIL BACKLOG SUMMARY BY CASETYPE

May 2024

STATE

	Cases in Backlog															
	Track 1					Track 2				Track 3			Track 4			Total Backlog
	12 to 18 months	18 to 24 months	24 to 36 months	over 36 months	Total Track 1	18 to 24 months	24 to 36 months	over 36 months	Total Track 2	24 to 36 months	over 36 months	Total Track 3	24 to 36 months	over 36 months	Total Track 4	
Atlantic	13	8	7	8	36	171	127	52	350	34	37	71	1,323	3,616	4,939	5,396
Bergen	49	17	7	2	75	639	518	205	1,362	156	156	312	420	2,398	2,818	4,567
Burlington	1	0	0	0	1	125	60	16	201	45	28	73	6	6	12	287
Camden	11	6	3	0	20	172	99	28	299	60	51	111	3	12	15	445
Cape May	2	1	1	4	8	27	23	3	53	22	10	32	1	5	6	99
Cumberland	6	3	0	1	10	53	24	18	95	21	12	33	2	4	6	144
Essex	99	46	36	34	215	1,055	1,229	956	3,240	469	440	909	68	87	155	4,519
Gloucester	11	4	3	2	20	88	47	19	154	27	22	49	1	10	11	234
Hudson	31	12	11	21	75	390	300	122	812	59	73	132	25	51	76	1,095
Hunterdon	4	6	6	2	18	22	37	34	93	27	27	54	4	6	10	175
Mercer	1	1	3	1	6	160	178	96	434	200	190	390	7	14	21	851
Middlesex	33	8	4	1	46	678	509	187	1,374	135	97	232	183	4,239	4,422	6,074
Monmouth	29	13	14	8	64	252	173	92	517	114	68	182	17	21	38	801
Morris	7	2	0	0	9	203	130	15	348	85	116	201	12	27	39	597
Ocean	28	19	10	5	62	241	209	81	531	62	67	129	5	4	9	731
Passaic	26	16	13	8	63	323	227	130	680	135	89	224	9	17	26	993
Salem	2	0	1	1	4	8	6	3	17	4	1	5	0	2	2	28
Somerset	11	4	3	3	21	139	144	105	388	35	53	88	9	16	25	522
Sussex	10	3	1	0	14	38	31	8	77	13	21	34	0	2	2	127
Union	44	25	11	7	87	364	240	114	718	51	90	141	4	24	28	974
Warren	5	1	5	0	11	24	27	20	71	12	20	32	1	3	4	118
Total	423	195	139	108	865	5,172	4,338	2,304	11,814	1,766	1,668	3,434	2,100	10,564	12,664	28,777

NOTE: Some Multicounty Litigation (MCL) cases were transferred in November 2014: Atlantic to Bergen = 8,935; Atlantic to Middlesex = 4,070.

CIVIL CASELOAD SUMMARY BY CASETYPE
JULY 2023 - MAY 2024
ATLANTIC

	Filings			Resolutions			Clearance		Backlog			Backlog Percent		Backlog Per 100 Monthly Filings		Active Pending		
	Jul 2022 to May 2023	Jul 2023 to May 2024	percent change	Jul 2022 to May 2023	Jul 2023 to May 2024	percent change	Jul 2023 - May 2024		May 2023	May 2024	percent change	May 2023	May 2024	May 2023	May 2024	May 2023	May 2024	percent change
							number	percent										
Act on Neg Inst	2	1	-50%	3	2	-33%	1	200%	1	0	-100%	50%	0%	600	0	2	1	-50%
Asbestos	0	0	0%	0	0	0%	0	100%	0	0	0%	0%	0%	0	0	0	0	0%
Assault & Bat	4	6	50%	9	7	-22%	1	117%	2	6	200%	14%	46%	600	1,200	14	13	-7%
Auto - Pers Inj	600	550	-8%	621	634	2%	84	115%	185	159	-14%	23%	22%	336	312	801	720	-10%
Auto - Property	28	37	32%	28	27	-4%	-10	73%	0	2		0%	7%	0	62	21	30	43%
Book Account	276	310	12%	297	278	-6%	-32	90%	7	6	-14%	5%	3%	27	21	152	184	21%
Civil Rights	17	14	-18%	18	18	0%	4	129%	10	5	-50%	42%	25%	667	400	24	20	-17%
Complex Comm	7	3	-57%	10	9	-10%	6	300%	5	1	-80%	50%	25%	750	300	10	4	-60%
Condemnation	0	0	0%	1	0	-100%	0	100%	0	0	0%	0%	0%	0	0	0	0	0%
Construction	19	23	21%	20	19	-5%	-4	83%	9	8	-11%	35%	29%	514	400	26	28	8%
Contract/Comm	263	240	-9%	207	244	18%	4	102%	29	21	-28%	13%	10%	126	93	215	202	-6%
Employment	13	12	-8%	8	12	50%	0	100%	2	2	0%	13%	13%	185	171	16	15	-6%
Lieu of P. Writ	11	13	18%	12	14	17%	1	108%	2	0	-100%	17%	0%	218	0	12	12	0%
Medical Malprac	29	33	14%	35	37	6%	4	112%	45	31	-31%	52%	37%	1,742	1,063	87	84	-3%
Name Change	69	89	29%	70	74	6%	-15	83%	0	0	0%	0%	0%	0	0	6	26	333%
Other Insurance	7	15	114%	8	17	113%	2	113%	3	4	33%	27%	29%	450	282	11	14	27%
Other MCL	562	1,137	102%	154	247	60%	-890	22%	3,657	4,934	35%	64%	74%	6,955	5,095	5,730	6,648	16%
Other Track 1	147	143	-3%	192	152	-21%	9	106%	25	24	-4%	24%	25%	172	181	105	96	-9%
Other Track 3	87	89	2%	95	98	3%	9	110%	34	18	-47%	24%	13%	421	210	142	140	-1%
Other Track 4	4	7	75%	11	6	-45%	-1	86%	5	6	20%	56%	50%	1,000	900	9	12	33%
Personal Injury	445	422	-5%	442	417	-6%	-5	99%	139	128	-8%	24%	22%	346	330	588	592	1%
Prod Liability	16	32	100%	8	16	100%	-16	50%	5	2	-60%	33%	6%	146	71	15	32	113%
Prof Malpractic	9	14	56%	14	14	0%	0	100%	9	7	-22%	36%	24%	1,200	525	25	29	16%
PIP Coverage	9	5	-44%	9	5	-44%	0	100%	2	1	-50%	50%	20%	267	200	4	5	25%
Real Property	9	10	11%	13	12	-8%	2	120%	1	1	0%	13%	14%	109	100	8	7	-13%
Tort Other	59	46	-22%	62	60	-3%	14	130%	15	15	0%	21%	25%	273	340	70	60	-14%
Toxic Tort	0	1		0	2		1	200%	1	0	-100%	50%	0%	0	0	2	1	-50%
UM/UIM Bod Inj	50	52	4%	52	60	15%	8	115%	18	15	-17%	27%	24%	408	300	66	63	-5%
Total	2,742	3,304	20%	2,399	2,481	3%	-823	75%	4,211	5,396	28%	52%	60%	1,659	1,812	8,161	9,038	11%

NOTE: Some Multicounty Litigation (MCL) cases were transferred in November 2014: Atlantic to Bergen = 8,935; Atlantic to Middlesex = 4,070.

CIVIL BACKLOG SUMMARY BY CASETYPE

May 2024

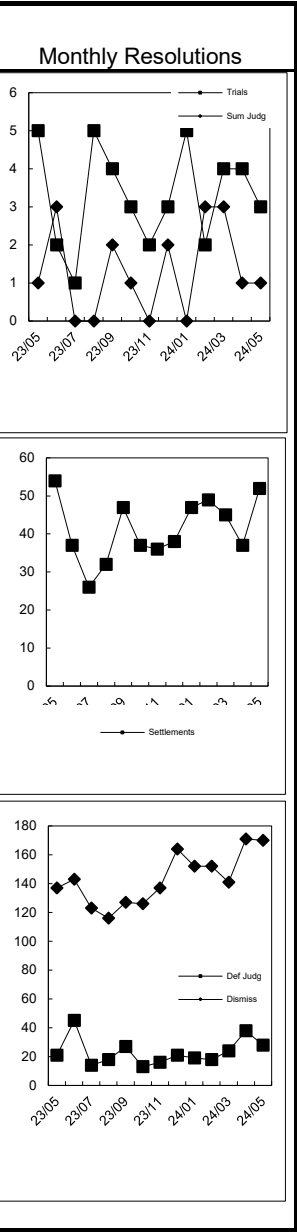
ATLANTIC

	Cases in Backlog															
	Track 1					Track 2				Track 3			Track 4			Total Backlog
	12 to 18 months	18 to 24 months	24 to 36 months	over 36 months	Total Track 1	18 to 24 months	24 to 36 months	over 36 months	Total Track 2	24 to 36 months	over 36 months	Total Track 3	24 to 36 months	over 36 months	Total Track 4	
Act on Neg Inst	0	0	0	0	0	0	0	0	0	0	0	0	0	0	0	0
Asbestos	0	0	0	0	0	0	0	0	0	0	0	0	0	0	0	0
Assault & Bat	0	0	0	0	0	0	0	0	0	6	0	6	0	0	0	6
Auto - Pers Inj	0	0	0	0	0	76	63	20	159	0	0	0	0	0	0	159
Auto - Property	0	0	0	0	0	2	0	0	2	0	0	0	0	0	0	2
Book Account	2	2	0	2	6	0	0	0	0	0	0	0	0	0	0	6
Civil Rights	0	0	0	0	0	0	0	0	0	3	2	5	0	0	0	5
Complex Commerc	0	0	0	0	0	0	0	0	0	0	0	0	0	1	1	1
Condemnation	0	0	0	0	0	0	0	0	0	0	0	0	0	0	0	0
Construction	0	0	0	0	0	1	3	4	8	0	0	0	0	0	0	8
Contract/Commer	0	0	0	0	0	14	3	4	21	0	0	0	0	0	0	21
Employment	0	0	0	0	0	2	0	0	2	0	0	0	0	0	0	2
Lieu of P. Writ	0	0	0	0	0	0	0	0	0	0	0	0	0	0	0	0
Medical Malprac	0	0	0	0	0	0	0	0	0	9	22	31	0	0	0	31
Name Change	0	0	0	0	0	0	0	0	0	0	0	0	0	0	0	0
Other Insurance	1	1	1	1	4	0	0	0	0	0	0	0	0	0	0	4
Other MCL	0	0	0	0	0	0	0	0	0	2	0	2	1,321	3,611	4,932	4,934
Other Track 1	10	5	4	5	24	0	0	0	0	0	0	0	0	0	0	24
Other Track 3	0	0	0	0	0	0	0	0	0	11	7	18	0	0	0	18
Other Track 4	0	0	0	0	0	0	0	0	0	0	0	0	2	4	6	6
Personal Injury	0	0	0	0	0	64	45	19	128	0	0	0	0	0	0	128
Prod Liability	0	0	0	0	0	0	0	0	0	0	2	2	0	0	0	2
Prof Malpractic	0	0	0	0	0	0	0	0	0	3	4	7	0	0	0	7
PIP Coverage	0	0	1	0	1	0	0	0	0	0	0	0	0	0	0	1
Real Property	0	0	1	0	1	0	0	0	0	0	0	0	0	0	0	1
Tort Other	0	0	0	0	0	5	6	4	15	0	0	0	0	0	0	15
Toxic Tort	0	0	0	0	0	0	0	0	0	0	0	0	0	0	0	0
UM/UIM Bod Inj	0	0	0	0	0	7	7	1	15	0	0	0	0	0	0	15
Total	13	8	7	8	36	171	127	52	350	34	37	71	1,323	3,616	4,939	5,396

NOTE: Some Multicounty Litigation (MCL) cases were transferred in November 2014: Atlantic to Bergen = 8,935; Atlantic to Middlesex = 4,070.

CIVIL RESOLUTION SUMMARY BY CASETYPE
JULY 2023 - MAY 2024
ATLANTIC

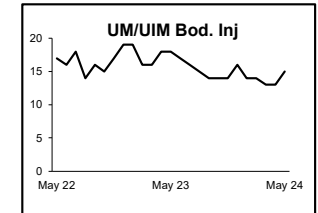
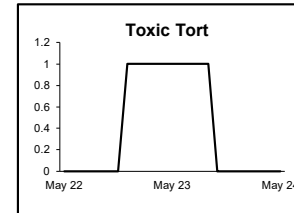
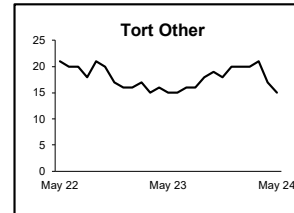
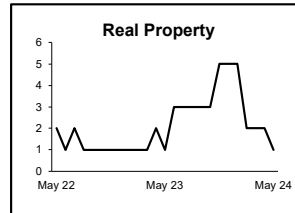
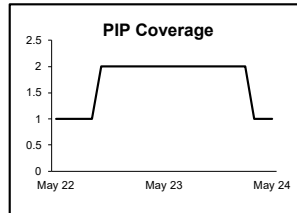
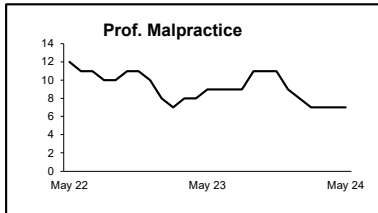
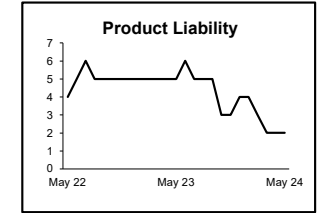
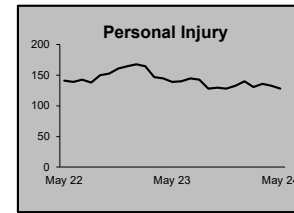
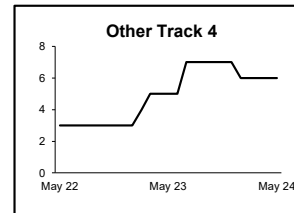
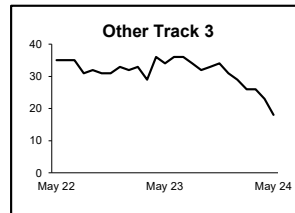
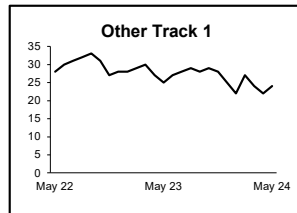
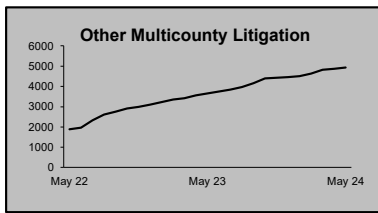
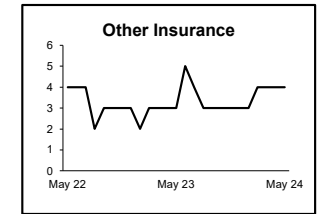
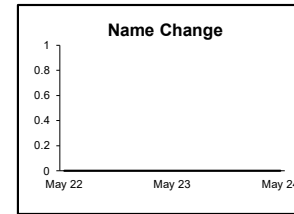
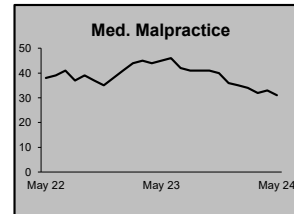
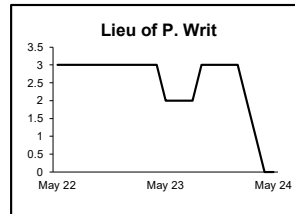
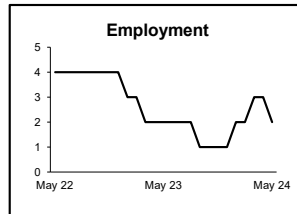
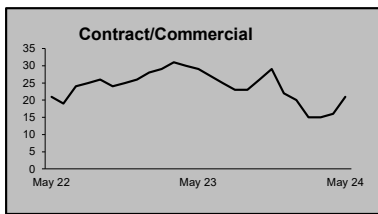
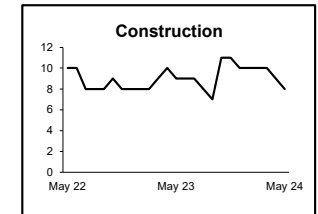
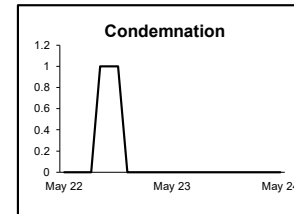
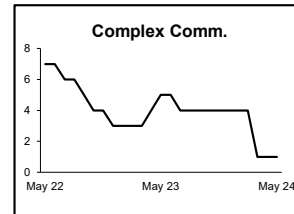
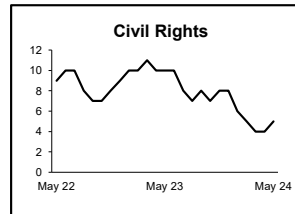
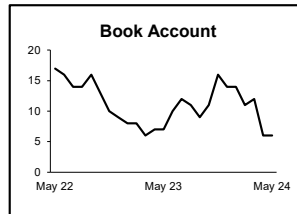
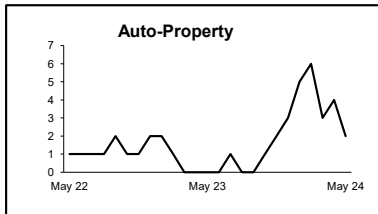
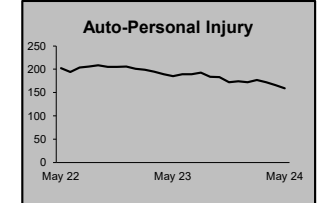
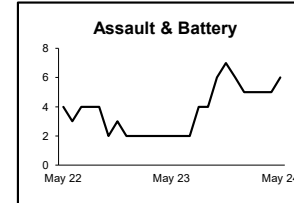
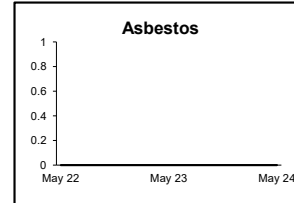
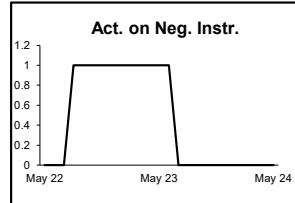
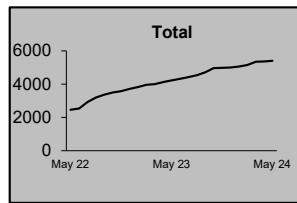
	Trial			Summary					Total	Percent resolved by					
	Jury	Nonjury	Total	Judgment	Settlement	Default Judgment	Dismiss	Other		Trial	Sum Jud	Settle	Default J	Dismiss	Other
Act on Neg Inst	0	0	0	0	2	0	0	0	2	0%	0%	100%	0%	0%	0%
Asbestos	0	0	0	0	0	0	0	0	0	0%	0%	0%	0%	0%	0%
Assault & Bat	1	0	1	0	3	0	3	0	7	14%	0%	43%	0%	43%	0%
Auto - Pers Inj	11	0	11	4	140	7	451	21	634	2%	1%	22%	1%	71%	3%
Auto - Property	1	0	1	0	4	8	13	1	27	4%	0%	15%	30%	48%	4%
Book Account	0	1	1	4	34	144	93	2	278	0%	1%	12%	52%	33%	1%
Civil Rights	2	0	2	0	3	0	12	1	18	11%	0%	17%	0%	67%	6%
Complex Commerc	0	0	0	0	1	0	8	0	9	0%	0%	11%	0%	89%	0%
Condemnation	0	0	0	0	0	0	0	0	0	0%	0%	0%	0%	0%	0%
Construction	0	0	0	0	2	6	11	0	19	0%	0%	11%	32%	58%	0%
Contract/Commer	0	2	2	3	36	46	150	7	244	1%	1%	15%	19%	61%	3%
Employment	0	0	0	0	3	0	9	0	12	0%	0%	25%	0%	75%	0%
Lieu of P. Writ	0	0	0	0	1	0	12	1	14	0%	0%	7%	0%	86%	7%
Medical Malprac	2	0	2	1	16	0	18	0	37	5%	3%	43%	0%	49%	0%
Name Change	0	0	0	0	0	0	5	69	74	0%	0%	0%	0%	7%	93%
Other Insurance	0	0	0	0	0	0	15	2	17	0%	0%	0%	0%	88%	12%
Other MCL	1	0	1	0	13	0	232	1	247	0%	0%	5%	0%	94%	0%
Other Track 1	2	5	7	0	14	4	98	29	152	5%	0%	9%	3%	64%	19%
Other Track 3	2	0	2	0	25	0	64	7	98	2%	0%	26%	0%	65%	7%
Other Track 4	0	0	0	0	1	4	1	0	6	0%	0%	17%	67%	17%	0%
Personal Injury	5	0	5	1	106	11	272	22	417	1%	0%	25%	3%	65%	5%
Prod Liability	0	0	0	0	4	0	10	2	16	0%	0%	25%	0%	63%	13%
Prof Malpractic	0	0	0	0	4	0	10	0	14	0%	0%	29%	0%	71%	0%
PIP Coverage	0	0	0	0	2	0	3	0	5	0%	0%	40%	0%	60%	0%
Real Property	0	0	0	0	4	0	7	1	12	0%	0%	33%	0%	58%	8%
Tort Other	0	0	0	0	10	5	40	5	60	0%	0%	17%	8%	67%	8%
Toxic Tort	0	0	0	0	1	0	1	0	2	0%	0%	50%	0%	50%	0%
UM/UIM Bod Inj	1	0	1	0	17	1	41	0	60	2%	0%	28%	2%	68%	0%
Total	28	8	36	13	446	236	1,579	171	2,481	1%	1%	18%	10%	64%	7%



NOTE: Some Multicounty Litigation (MCL) cases were transferred in November 2014: Atlantic to Bergen = 8,935; Atlantic to Middlesex = 4,070.

**CIVIL BACKLOG BY CASETYPE
MAY 2024
ATLANTIC**

	Total	Backlog	% chg
May 22		2,469	
May 23		4,211	71%
May 24		5,396	28%



1) Casetypes with the state's largest backlogs are highlighted.

2) Some Multicounty Litigation (MCL) cases were transferred in November 2014: Atlantic to Bergen = 8,935; Atlantic to Middlesex = 4,070.

CIVIL CASELOAD SUMMARY BY CASETYPE
JULY 2023 - MAY 2024
BERGEN

	Filings			Resolutions			Clearance		Backlog			Backlog Percent		Backlog Per 100 Monthly Filings		Active Pending		
	Jul 2022 to May 2023	Jul 2023 to May 2024	percent change	Jul 2022 to May 2023	Jul 2023 to May 2024	percent change	Jul 2023 - May 2024		May 2023	May 2024	percent change	May 2023	May 2024	May 2023	May 2024	May 2023	May 2024	percent change
							number	percent										
Act on Neg Inst	13	16	23%	10	13	30%	-3	81%	3	3	0%	27%	23%	277	225	11	13	18%
Asbestos	0	0	0%	0	0	0%	0	100%	0	0	0%	0%	0%	0	0	0	0	0%
Assault & Bat	13	10	-23%	15	16	7%	6	160%	24	27	13%	49%	63%	1,600	2,700	49	43	-12%
Auto - Pers Inj	2,086	2,290	10%	2,334	2,418	4%	128	106%	978	680	-30%	30%	22%	520	327	3,225	3,087	-4%
Auto - Property	93	91	-2%	86	88	2%	-3	97%	7	6	-14%	9%	7%	83	71	78	86	10%
Book Account	838	967	15%	870	831	-4%	-136	86%	47	37	-21%	10%	7%	60	43	448	556	24%
Civil Rights	23	16	-30%	19	20	5%	4	125%	6	16	167%	18%	43%	300	914	34	37	9%
Complex Commerc	52	41	-21%	39	43	10%	2	105%	25	25	0%	32%	42%	545	682	77	59	-23%
Condemnation	8	1	-88%	4	5	25%	4	500%	1	1	0%	13%	14%	150	1,200	8	7	-13%
Construction	58	60	3%	39	51	31%	-9	85%	29	28	-3%	34%	31%	561	533	85	91	7%
Contract/Commer	1,037	1,025	-1%	1,133	1,008	-11%	-17	98%	154	128	-17%	18%	14%	165	136	871	921	6%
Employment	28	25	-11%	28	25	-11%	0	100%	7	8	14%	21%	28%	280	356	34	29	-15%
Lieu of P. Writ	32	51	59%	40	56	40%	5	110%	7	11	57%	13%	23%	240	244	53	47	-11%
Medical Malprac	95	94	-1%	93	124	33%	30	132%	147	150	2%	47%	52%	1,764	1,698	310	286	-8%
Name Change	287	291	1%	289	294	2%	3	101%	0	0	0%	0%	0%	0	0	52	48	-8%
Other Insurance	48	56	17%	43	46	7%	-10	82%	7	12	71%	18%	26%	156	236	39	47	21%
Other MCL	129	156	21%	1,334	512	-62%	356	328%	2,958	2,765	-7%	84%	90%	17,400	19,518	3,533	3,061	-13%
Other Track 1	311	374	20%	341	328	-4%	-46	88%	18	14	-22%	11%	8%	62	42	162	180	11%
Other Track 3	188	239	27%	184	174	-5%	-65	73%	40	60	50%	15%	17%	233	277	270	344	27%
Other Track 4	24	20	-17%	24	32	33%	12	160%	33	16	-52%	58%	36%	1,414	914	57	44	-23%
Personal Injury	933	902	-3%	879	923	5%	21	102%	460	447	-3%	29%	29%	539	541	1,568	1,537	-2%
Prod Liability	21	67	219%	38	23	-39%	-44	34%	15	9	-40%	44%	12%	783	157	34	77	126%
Prof Malpractic	32	50	56%	46	62	35%	12	124%	53	46	-13%	47%	41%	1,927	1,042	113	112	-1%
PIP Coverage	20	18	-10%	17	24	41%	6	133%	4	3	-25%	31%	25%	229	157	13	12	-8%
Real Property	39	37	-5%	24	39	63%	2	105%	3	9	200%	9%	31%	84	270	34	29	-15%
Tort Other	189	176	-7%	210	170	-19%	-6	97%	43	48	12%	21%	22%	246	294	203	215	6%
Toxic Tort	2	2	0%	3	4	33%	2	200%	2	2	0%	40%	50%	1,200	800	5	4	-20%
UM/UIM Bod Inj	100	114	14%	93	117	26%	3	103%	32	16	-50%	24%	12%	346	155	131	132	1%
Total	6,699	7,189	7%	8,235	7,446	-10%	257	104%	5,103	4,567	-11%	44%	41%	829	700	11,497	11,104	-3%

NOTE: Some Multicounty Litigation (MCL) cases were transferred in November 2014: Atlantic to Bergen = 8,935; Atlantic to Middlesex = 4,070.

CIVIL BACKLOG SUMMARY BY CASETYPE

May 2024

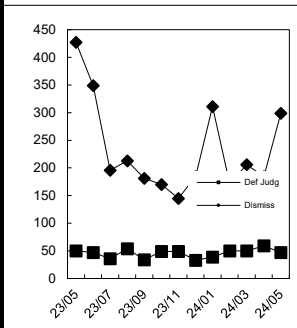
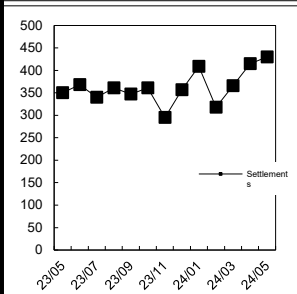
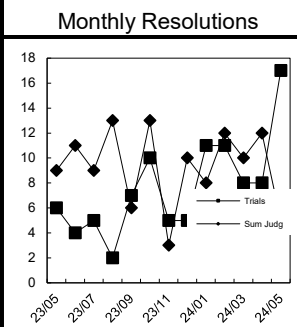
BERGEN

	Cases in Backlog															Total Backlog
	Track 1					Track 2				Track 3			Track 4			
	12 to 18 months	18 to 24 months	24 to 36 months	over 36 months	Total Track 1	18 to 24 months	24 to 36 months	over 36 months	Total Track 2	24 to 36 months	over 36 months	Total Track 3	24 to 36 months	over 36 months	Total Track 4	
Act on Neg Inst	2	1	0	0	3	0	0	0	0	0	0	0	0	0	0	3
Asbestos	0	0	0	0	0	0	0	0	0	0	0	0	0	0	0	0
Assault & Bat	0	0	0	0	0	0	0	0	0	11	16	27	0	0	0	27
Auto - Pers Inj	0	0	0	0	0	339	248	93	680	0	0	0	0	0	0	680
Auto - Property	0	0	0	0	0	3	2	1	6	0	0	0	0	0	0	6
Book Account	28	6	3	0	37	0	0	0	0	0	0	0	0	0	0	37
Civil Rights	0	0	0	0	0	0	0	0	0	13	3	16	0	0	0	16
Complex Comm	0	0	0	0	0	0	0	0	0	0	0	0	11	14	25	25
Condemnation	0	0	0	0	0	0	0	0	0	0	1	1	0	0	0	1
Construction	0	0	0	0	0	6	10	12	28	0	0	0	0	0	0	28
Contract/Comm	0	0	0	0	0	52	49	27	128	0	0	0	0	0	0	128
Employment	0	0	0	0	0	3	3	2	8	0	0	0	0	0	0	8
Lieu of P. Writ	0	0	0	0	0	0	0	0	0	0	0	0	7	4	11	11
Medical Malprac	0	0	0	0	0	0	0	0	0	59	91	150	0	0	0	150
Name Change	0	0	0	0	0	0	0	0	0	0	0	0	0	0	0	0
Other Insurance	7	3	1	1	12	0	0	0	0	0	0	0	0	0	0	12
Other MCL	0	0	0	0	0	0	0	0	0	0	0	0	395	2,370	2,765	2,765
Other Track 1	5	4	2	0	11	1	0	0	1	1	0	1	1	0	1	14
Other Track 3	0	0	0	0	0	0	0	0	0	45	15	60	0	0	0	60
Other Track 4	0	0	0	0	0	0	0	0	0	0	0	0	6	10	16	16
Personal Injury	0	0	0	0	0	207	185	55	447	0	0	0	0	0	0	447
Prod Liability	0	0	0	0	0	0	0	0	0	5	4	9	0	0	0	9
Prof Malpractic	0	0	0	0	0	0	0	0	0	21	25	46	0	0	0	46
PIP Coverage	0	2	0	1	3	0	0	0	0	0	0	0	0	0	0	3
Real Property	7	1	1	0	9	0	0	0	0	0	0	0	0	0	0	9
Tort Other	0	0	0	0	0	17	18	13	48	0	0	0	0	0	0	48
Toxic Tort	0	0	0	0	0	0	0	0	0	1	1	2	0	0	0	2
UM/UIM Bod Inj	0	0	0	0	0	11	3	2	16	0	0	0	0	0	0	16
Total	49	17	7	2	75	639	518	205	1,362	156	156	312	420	2,398	2,818	4,567

NOTE: Some Multicounty Litigation (MCL) cases were transferred in November 2014: Atlantic to Bergen = 8,935; Atlantic to Middlesex = 4,070.

**CIVIL RESOLUTION SUMMARY BY CASETYPE
JULY 2023 - MAY 2024
BERGEN**

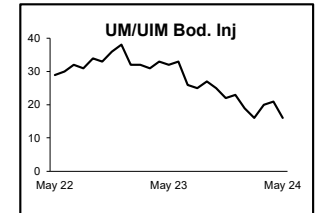
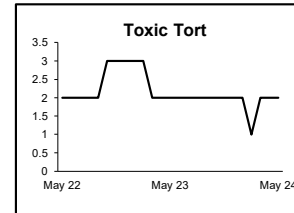
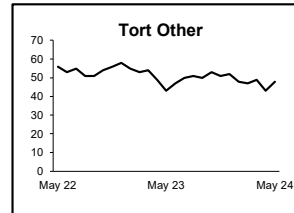
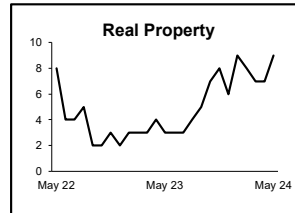
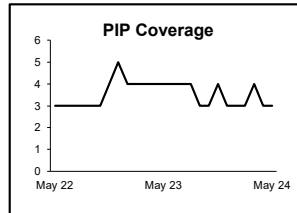
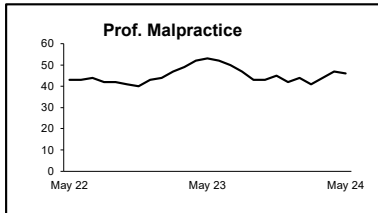
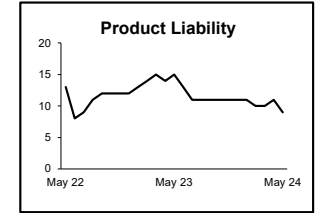
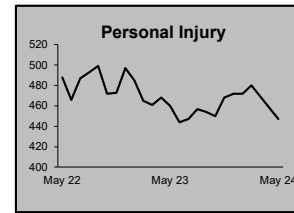
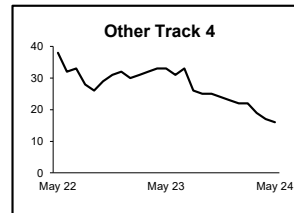
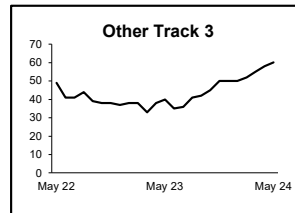
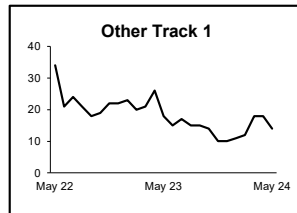
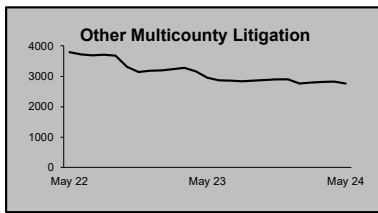
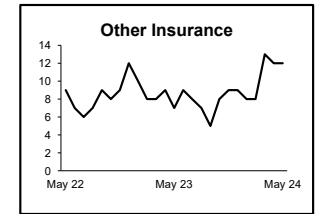
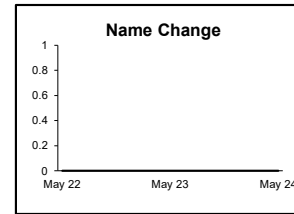
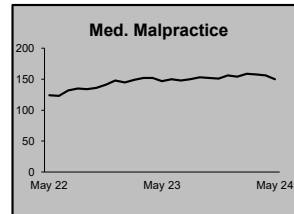
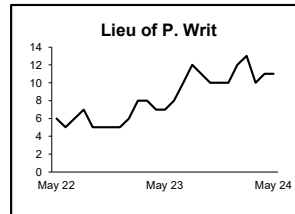
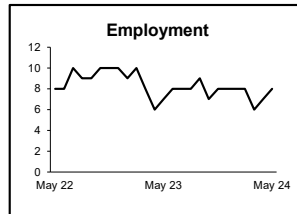
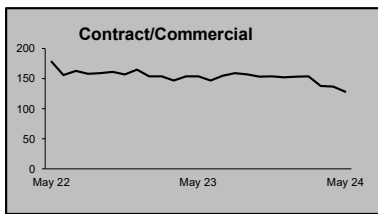
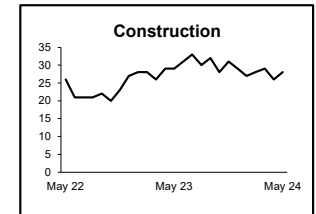
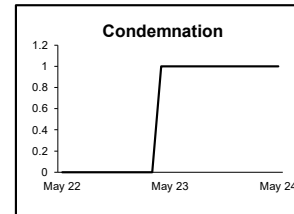
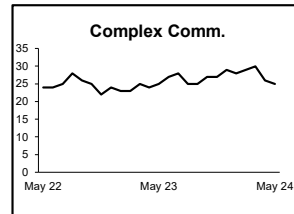
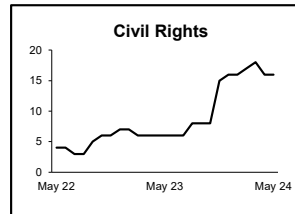
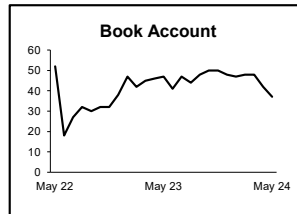
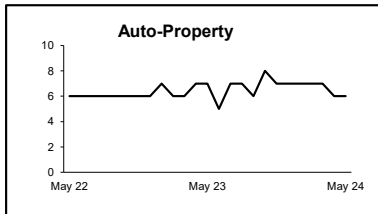
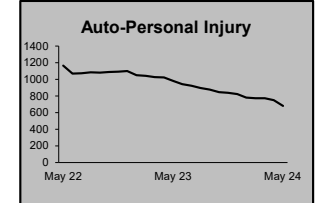
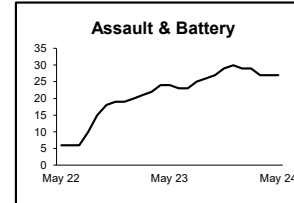
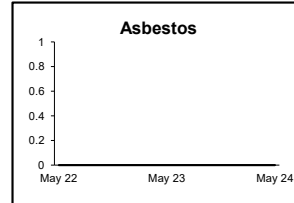
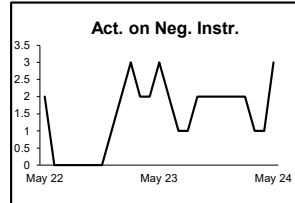
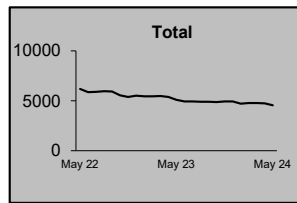
	Trial			Summary					Total	Percent resolved by						Monthly Resolutions
	Jury	Nonjury	Total	Judgment	Settlement	Default Judgment	Dismiss	Other		Trial	Sum Jud	Settle	Default J	Dismiss	Other	
Act on Neg Inst	0	0	0	1	3	6	2	1	13	0%	8%	23%	46%	15%	8%	
Asbestos	0	0	0	0	0	0	0	0	0	0%	0%	0%	0%	0%	0%	
Assault & Bat	0	0	0	1	7	1	6	1	16	0%	6%	44%	6%	38%	6%	
Auto - Pers Inj	36	0	36	6	1,821	4	499	52	2,418	1%	0%	75%	0%	21%	2%	
Auto - Property	0	1	1	0	35	20	32	0	88	1%	0%	40%	23%	36%	0%	
Book Account	0	3	3	26	259	280	258	5	831	0%	3%	31%	34%	31%	1%	
Civil Rights	0	0	0	0	6	1	12	1	20	0%	0%	30%	5%	60%	5%	
Complex Commerc	0	0	0	0	19	0	20	4	43	0%	0%	44%	0%	47%	9%	
Condemnation	0	0	0	0	2	0	3	0	5	0%	0%	40%	0%	60%	0%	
Construction	0	1	1	1	27	7	14	1	51	2%	2%	53%	14%	27%	2%	
Contract/Commer	3	15	18	29	392	141	397	31	1,008	2%	3%	39%	14%	39%	3%	
Employment	0	0	0	0	13	0	9	3	25	0%	0%	52%	0%	36%	12%	
Lieu of P. Writ	0	18	18	0	21	0	16	1	56	32%	0%	38%	0%	29%	2%	
Medical Malprac	0	0	0	6	77	0	39	2	124	0%	5%	62%	0%	31%	2%	
Name Change	0	0	0	0	0	0	21	273	294	0%	0%	0%	0%	7%	93%	
Other Insurance	0	0	0	1	27	1	13	4	46	0%	2%	59%	2%	28%	9%	
Other MCL	0	0	0	0	101	0	410	1	512	0%	0%	20%	0%	80%	0%	
Other Track 1	1	1	2	5	144	18	126	33	328	1%	2%	44%	5%	38%	10%	
Other Track 3	1	1	2	1	101	2	44	24	174	1%	1%	58%	1%	25%	14%	
Other Track 4	0	0	0	1	13	3	13	2	32	0%	3%	41%	9%	41%	6%	
Personal Injury	6	0	6	14	665	6	196	36	923	1%	2%	72%	1%	21%	4%	
Prod Liability	0	0	0	0	14	0	5	4	23	0%	0%	61%	0%	22%	17%	
Prof Malpractic	0	1	1	3	36	1	18	3	62	2%	5%	58%	2%	29%	5%	
PIP Coverage	0	0	0	0	12	0	12	0	24	0%	0%	50%	0%	50%	0%	
Real Property	0	0	0	1	19	3	15	1	39	0%	3%	49%	8%	38%	3%	
Tort Other	0	0	0	5	94	6	55	10	170	0%	3%	55%	4%	32%	6%	
Toxic Tort	0	0	0	0	1	0	1	2	4	0%	0%	25%	0%	25%	50%	
UM/UIM Bod Inj	1	0	1	0	90	0	24	2	117	1%	0%	77%	0%	21%	2%	
Total	48	41	89	101	3,999	500	2,260	497	7,446	1%	1%	54%	7%	30%	7%	



NOTE: Some Multicounty Litigation (MCL) cases were transferred in November 2014: Atlantic to Bergen = 8,935; Atlantic to Middlesex = 4,070.

**CIVIL BACKLOG BY CASETYPE
MAY 2024
BERGEN**

	Total	Backlog	% chg
May 22		6,170	
May 23		5,103	-17%
May 24		4,567	-11%



1) Casetypes with the state's largest backlogs are highlighted.

2) Some Multicounty Litigation (MCL) cases were transferred in November 2014: Atlantic to Bergen = 8,935; Atlantic to Middlesex = 4,070.

CIVIL CASELOAD SUMMARY BY CASETYPE
JULY 2023 - MAY 2024
BURLINGTON

	Filings			Resolutions			Clearance		Backlog			Backlog Percent		Backlog Per 100 Monthly Filings		Active Pending		
	Jul 2022 to May 2023	Jul 2023 to May 2024	percent change	Jul 2022 to May 2023	Jul 2023 to May 2024	percent change	Jul 2023 - May 2024		May 2023	May 2024	percent change	May 2023	May 2024	May 2023	May 2024	May 2023	May 2024	percent change
							number	percent										
Act on Neg Inst	18	15	-17%	14	13	-7%	-2	87%	0	0	0%	0%	0%	0	0	5	10	100%
Asbestos	0	0	0%	0	0	0%	0	100%	0	0	0%	0%	0%	0	0	0	0	0%
Assault & Bat	5	5	0%	7	9	29%	4	180%	8	14	75%	35%	64%	1,920	2,800	23	22	-4%
Auto - Pers Inj	565	622	10%	631	578	-8%	-44	93%	135	96	-29%	19%	13%	266	169	718	764	6%
Auto - Property	25	35	40%	22	33	50%	-2	94%	1	1	0%	5%	4%	44	29	22	27	23%
Book Account	314	268	-15%	323	245	-24%	-23	91%	0	0	0%	0%	0%	0	0	132	147	11%
Civil Rights	19	18	-5%	19	19	0%	1	106%	4	3	-25%	31%	23%	218	189	13	13	0%
Complex Commer	6	8	33%	8	12	50%	4	150%	7	5	-29%	47%	38%	1,200	667	15	13	-13%
Condemnation	4	1	-75%	2	7	250%	6	700%	0	0	0%	0%	0%	0	0	5	1	-80%
Construction	20	13	-35%	22	13	-41%	0	100%	4	2	-50%	19%	12%	240	185	21	17	-19%
Contract/Commer	473	470	-1%	452	468	4%	-2	100%	37	33	-11%	10%	8%	86	77	388	392	1%
Employment	10	13	30%	11	6	-45%	-7	46%	1	1	0%	14%	8%	109	80	7	13	86%
Lieu of P. Writ	21	16	-24%	26	21	-19%	5	131%	0	0	0%	0%	0%	0	0	16	11	-31%
Medical Malprac	65	48	-26%	53	53	0%	5	110%	37	35	-5%	28%	28%	643	824	131	125	-5%
Name Change	145	160	10%	154	157	2%	-3	98%	0	0	0%	0%	0%	0	0	18	26	44%
Other Insurance	10	19	90%	8	8	0%	-11	42%	0	0	0%	0%	0%	0	0	5	11	120%
Other MCL	0	0	0%	0	0	0%	0	100%	0	0	0%	0%	0%	0	0	0	0	0%
Other Track 1	145	137	-6%	132	123	-7%	-14	90%	2	0	-100%	3%	0%	15	0	60	51	-15%
Other Track 3	139	158	14%	147	138	-6%	-20	87%	14	10	-29%	10%	6%	111	70	142	161	13%
Other Track 4	16	16	0%	29	11	-62%	-5	69%	4	7	75%	20%	29%	267	525	20	24	20%
Personal Injury	273	261	-4%	263	283	8%	22	108%	65	51	-22%	17%	15%	258	222	391	341	-13%
Prod Liability	8	8	0%	7	14	100%	6	175%	6	4	-33%	38%	31%	720	480	16	13	-19%
Prof Malpractic	12	11	-8%	19	15	-21%	4	136%	5	7	40%	19%	23%	462	700	27	31	15%
PIP Coverage	7	4	-43%	9	3	-67%	-1	75%	0	1		0%	33%	0	300	3	3	0%
Real Property	13	12	-8%	10	8	-20%	-4	67%	0	0	0%	0%	0%	0	0	7	8	14%
Tort Other	70	69	-1%	67	69	3%	0	100%	15	7	-53%	21%	11%	243	114	72	63	-13%
Toxic Tort	1	2	100%	1	2	100%	0	100%	0	0	0%	0%	0%	0	0	1	3	200%
UM/UIB Bod Inj	56	46	-18%	41	46	12%	0	100%	8	10	25%	12%	15%	152	218	67	65	-3%
Total	2,440	2,435	0%	2,477	2,354	-5%	-81	97%	353	287	-19%	15%	12%	158	130	2,325	2,355	1%

NOTE: Some Multicounty Litigation (MCL) cases were transferred in November 2014: Atlantic to Bergen = 8,935; Atlantic to Middlesex = 4,070.

CIVIL BACKLOG SUMMARY BY CASETYPE

May 2024

BURLINGTON

	Cases in Backlog															Total Backlog
	Track 1					Track 2				Track 3			Track 4			
	12 to 18 months	18 to 24 months	24 to 36 months	over 36 months	Total Track 1	18 to 24 months	24 to 36 months	over 36 months	Total Track 2	24 to 36 months	over 36 months	Total Track 3	24 to 36 months	over 36 months	Total Track 4	
Act on Neg Inst	0	0	0	0	0	0	0	0	0	0	0	0	0	0	0	0
Asbestos	0	0	0	0	0	0	0	0	0	0	0	0	0	0	0	0
Assault & Bat	0	0	0	0	0	0	0	0	0	8	6	14	0	0	0	14
Auto - Pers Inj	0	0	0	0	0	61	29	6	96	0	0	0	0	0	0	96
Auto - Property	0	0	0	0	0	1	0	0	1	0	0	0	0	0	0	1
Book Account	0	0	0	0	0	0	0	0	0	0	0	0	0	0	0	0
Civil Rights	0	0	0	0	0	0	0	0	0	0	3	3	0	0	0	3
Complex Comm	0	0	0	0	0	0	0	0	0	0	0	0	3	2	5	5
Condemnation	0	0	0	0	0	0	0	0	0	0	0	0	0	0	0	0
Construction	0	0	0	0	0	0	2	0	2	0	0	0	0	0	0	2
Contract/Comm	0	0	0	0	0	16	12	5	33	0	0	0	0	0	0	33
Employment	0	0	0	0	0	1	0	0	1	0	0	0	0	0	0	1
Lieu of P. Writ	0	0	0	0	0	0	0	0	0	0	0	0	0	0	0	0
Medical Malprac	0	0	0	0	0	0	0	0	0	21	14	35	0	0	0	35
Name Change	0	0	0	0	0	0	0	0	0	0	0	0	0	0	0	0
Other Insurance	0	0	0	0	0	0	0	0	0	0	0	0	0	0	0	0
Other MCL	0	0	0	0	0	0	0	0	0	0	0	0	0	0	0	0
Other Track 1	0	0	0	0	0	0	0	0	0	0	0	0	0	0	0	0
Other Track 3	0	0	0	0	0	0	0	0	0	9	1	10	0	0	0	10
Other Track 4	0	0	0	0	0	0	0	0	0	0	0	0	3	4	7	7
Personal Injury	0	0	0	0	0	33	13	5	51	0	0	0	0	0	0	51
Prod Liability	0	0	0	0	0	0	0	0	0	0	4	4	0	0	0	4
Prof Malpractic	0	0	0	0	0	0	0	0	0	7	0	7	0	0	0	7
PIP Coverage	1	0	0	0	1	0	0	0	0	0	0	0	0	0	0	1
Real Property	0	0	0	0	0	0	0	0	0	0	0	0	0	0	0	0
Tort Other	0	0	0	0	0	5	2	0	7	0	0	0	0	0	0	7
Toxic Tort	0	0	0	0	0	0	0	0	0	0	0	0	0	0	0	0
UM/UIM Bod Inj	0	0	0	0	0	8	2	0	10	0	0	0	0	0	0	10
Total	1	0	0	0	1	125	60	16	201	45	28	73	6	6	12	287

NOTE: Some Multicounty Litigation (MCL) cases were transferred in November 2014: Atlantic to Bergen = 8,935; Atlantic to Middlesex = 4,070.

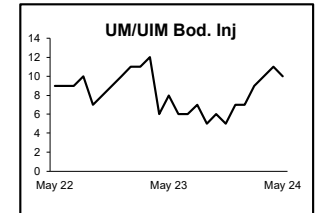
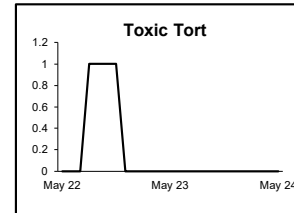
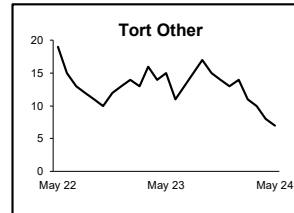
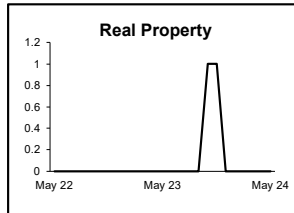
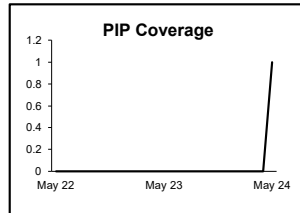
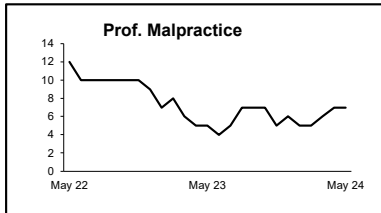
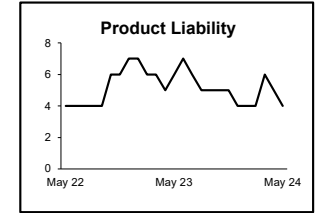
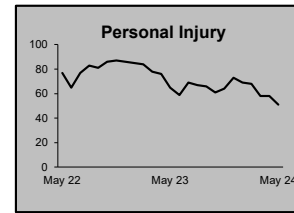
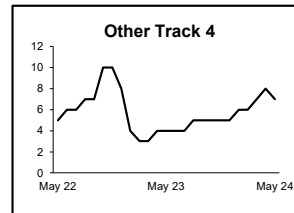
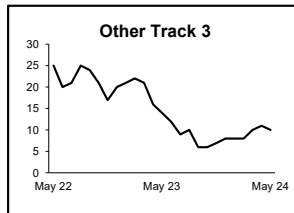
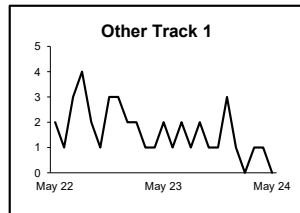
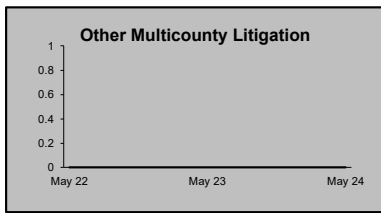
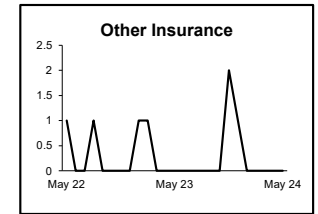
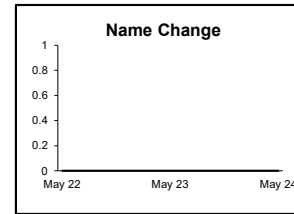
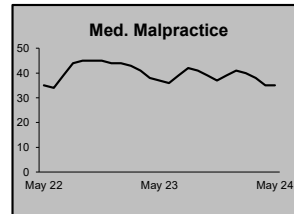
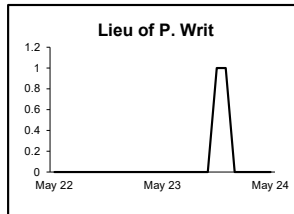
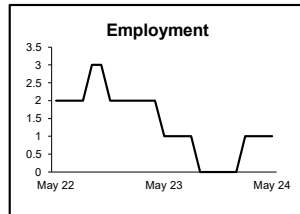
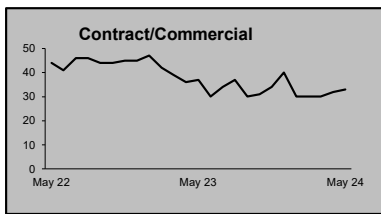
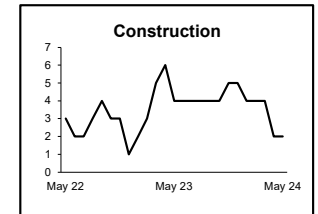
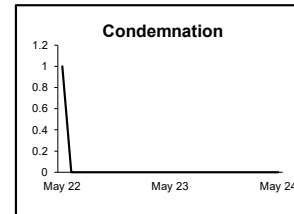
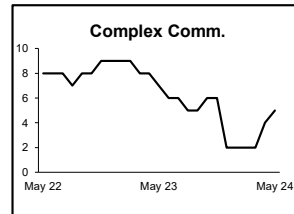
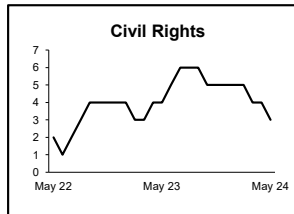
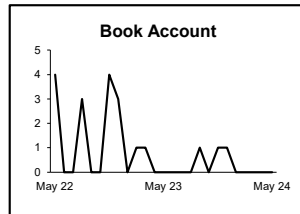
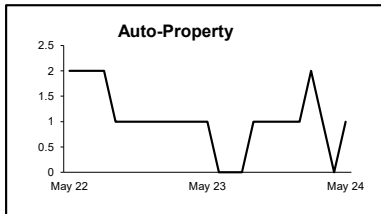
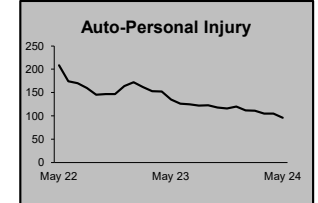
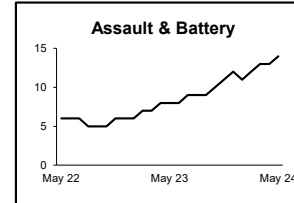
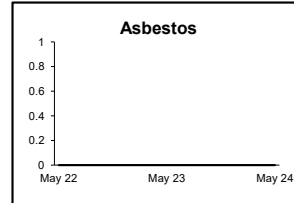

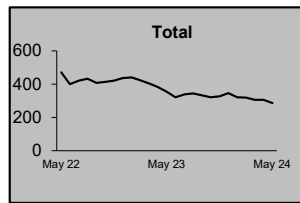
CIVIL RESOLUTION SUMMARY BY CASETYPE
JULY 2023 - MAY 2024
BURLINGTON

	Trial			Summary					Total	Percent resolved by						Monthly Resolutions
	Jury	Nonjury	Total	Judgment	Settlement	Default Judgment	Dismiss	Other		Trial	Sum Jud	Settle	Default J	Dismiss	Other	
Act on Neg Inst	0	0	0	0	2	9	2	0	13	0%	0%	15%	69%	15%	0%	
Asbestos	0	0	0	0	0	0	0	0	0	0%	0%	0%	0%	0%	0%	
Assault & Bat	0	0	0	0	4	1	4	0	9	0%	0%	44%	11%	44%	0%	
Auto - Pers Inj	13	0	13	1	452	5	86	21	578	2%	0%	78%	1%	15%	4%	
Auto - Property	1	1	2	0	9	14	7	1	33	6%	0%	27%	42%	21%	3%	
Book Account	0	0	0	9	76	87	72	1	245	0%	4%	31%	36%	29%	0%	
Civil Rights	1	0	1	1	3	0	9	5	19	5%	5%	16%	0%	47%	26%	
Complex Commerc	0	0	0	0	9	0	1	2	12	0%	0%	75%	0%	8%	17%	
Condemnation	0	0	0	4	1	0	1	1	7	0%	57%	14%	0%	14%	14%	
Construction	0	0	0	0	8	1	3	1	13	0%	0%	62%	8%	23%	8%	
Contract/Commer	1	1	2	9	189	125	134	9	468	0%	2%	40%	27%	29%	2%	
Employment	0	0	0	0	4	0	2	0	6	0%	0%	67%	0%	33%	0%	
Lieu of P. Writ	0	0	0	0	10	0	6	5	21	0%	0%	48%	0%	29%	24%	
Medical Malprac	5	0	5	1	31	0	14	2	53	9%	2%	58%	0%	26%	4%	
Name Change	0	0	0	0	0	0	1	156	157	0%	0%	0%	0%	1%	99%	
Other Insurance	0	0	0	0	4	0	4	0	8	0%	0%	50%	0%	50%	0%	
Other MCL	0	0	0	0	0	0	0	0	0	0%	0%	0%	0%	0%	0%	
Other Track 1	0	0	0	2	63	5	22	31	123	0%	2%	51%	4%	18%	25%	
Other Track 3	0	1	1	1	83	0	23	30	138	1%	1%	60%	0%	17%	22%	
Other Track 4	0	0	0	0	3	1	6	1	11	0%	0%	27%	9%	55%	9%	
Personal Injury	2	0	2	8	206	2	47	18	283	1%	3%	73%	1%	17%	6%	
Prod Liability	1	0	1	0	8	0	2	3	14	7%	0%	57%	0%	14%	21%	
Prof Malpractic	1	0	1	0	9	0	4	1	15	7%	0%	60%	0%	27%	7%	
PIP Coverage	0	0	0	0	0	0	3	0	3	0%	0%	0%	0%	100%	0%	
Real Property	0	0	0	0	2	1	3	2	8	0%	0%	25%	13%	38%	25%	
Tort Other	0	1	1	1	44	6	15	2	69	1%	1%	64%	9%	22%	3%	
Toxic Tort	0	0	0	0	1	0	0	1	2	0%	0%	50%	0%	0%	50%	
UM/UIM Bod Inj	0	0	0	0	34	2	8	2	46	0%	0%	74%	4%	17%	4%	
Total	25	4	29	37	1,255	259	479	295	2,354	1%	2%	53%	11%	20%	13%	

NOTE: Some Multicounty Litigation (MCL) cases were transferred in November 2014: Atlantic to Bergen = 8,935; Atlantic to Middlesex = 4,070.

**CIVIL BACKLOG BY CASETYPE
MAY 2024
BURLINGTON**

	Total	Backlog	% chg
May 22		470	
May 23		353	-25%
May 24		287	-19%



1) Casetypes with the state's largest backlogs are highlighted.

2) Some Multicounty Litigation (MCL) cases were transferred in November 2014: Atlantic to Bergen = 8,935; Atlantic to Middlesex = 4,070.

CIVIL CASELOAD SUMMARY BY CASETYPE
JULY 2023 - MAY 2024
CAMDEN

	Filings			Resolutions			Clearance		Backlog			Backlog Percent		Backlog Per 100 Monthly Filings		Active Pending		
	Jul 2022 to May 2023	Jul 2023 to May 2024	percent change	Jul 2022 to May 2023	Jul 2023 to May 2024	percent change	Jul 2023 - May 2024		May 2023	May 2024	percent change	May 2023	May 2024	May 2023	May 2024	May 2023	May 2024	percent change
							number	percent										
Act on Neg Inst	1	8	700%	1	5	400%	-3	63%	0	0	0%	0%	0%	0	0	1	4	300%
Asbestos	0	0	0%	0	0	0%	0	100%	0	0	0%	0%	0%	0	0	0	0	0%
Assault & Bat	6	11	83%	19	11	-42%	0	100%	17	5	-71%	30%	26%	2,914	545	56	19	-66%
Auto - Pers Inj	1,032	1,006	-3%	1,313	1,129	-14%	123	112%	214	142	-34%	17%	13%	227	154	1,229	1,117	-9%
Auto - Property	73	75	3%	82	72	-12%	-3	96%	1	2	100%	2%	4%	15	29	45	49	9%
Book Account	401	483	20%	337	442	31%	-41	92%	8	6	-25%	4%	2%	21	14	226	250	11%
Civil Rights	18	26	44%	19	31	63%	5	119%	6	3	-50%	8%	14%	300	129	73	21	-71%
Complex Comm	3	7	133%	12	11	-8%	4	157%	6	4	-33%	55%	31%	2,400	533	11	13	18%
Condemnation	5	4	-20%	10	3	-70%	-1	75%	2	1	-50%	50%	25%	480	300	4	4	0%
Construction	7	11	57%	8	14	75%	3	127%	4	1	-75%	31%	13%	600	109	13	8	-38%
Contract/Comm	421	519	23%	451	470	4%	-49	91%	31	20	-35%	9%	5%	81	42	338	386	14%
Employment	11	13	18%	12	20	67%	7	154%	1	0	-100%	6%	0%	80	0	16	12	-25%
Lieu of P. Writ	17	17	0%	16	9	-44%	-8	53%	2	2	0%	29%	12%	141	133	7	17	143%
Medical Malprac	83	88	6%	114	100	-12%	12	114%	84	66	-21%	38%	32%	1,061	834	219	209	-5%
Name Change	146	145	-1%	152	148	-3%	3	102%	0	0	0%	0%	0%	0	0	27	28	4%
Other Insurance	27	31	15%	35	25	-29%	-6	81%	5	4	-20%	28%	17%	194	141	18	24	33%
Other MCL	0	0	0%	0	0	0%	0	100%	0	0	0%	0%	0%	0	0	0	0	0%
Other Track 1	252	212	-16%	249	209	-16%	-3	99%	21	6	-71%	15%	5%	91	31	137	113	-18%
Other Track 3	154	169	10%	140	162	16%	-7	96%	22	16	-27%	12%	8%	159	107	191	196	3%
Other Track 4	18	11	-39%	15	14	-7%	3	127%	11	8	-27%	44%	44%	660	800	25	18	-28%
Personal Injury	570	516	-9%	579	543	-6%	27	105%	223	113	-49%	27%	16%	434	241	822	708	-14%
Prod Liability	12	14	17%	14	18	29%	4	129%	3	10	233%	11%	37%	257	706	27	27	0%
Prof Malpractic	32	29	-9%	38	36	-5%	7	124%	14	9	-36%	24%	16%	480	338	58	58	0%
PIP Coverage	13	13	0%	12	10	-17%	-3	77%	1	2	100%	11%	22%	80	185	9	9	0%
Real Property	20	22	10%	24	22	-8%	0	100%	3	2	-33%	21%	12%	164	80	14	17	21%
Tort Other	80	64	-20%	89	82	-8%	18	128%	33	13	-61%	33%	23%	466	220	101	57	-44%
Toxic Tort	1	1	0%	0	0	0%	-1	0%	1	1	0%	50%	33%	1,200	1,200	2	3	50%
UM/UIM Bod Inj	111	91	-18%	136	115	-15%	24	126%	11	9	-18%	10%	10%	108	107	111	86	-23%
Total	3,514	3,586	2%	3,877	3,701	-5%	115	103%	724	445	-39%	19%	13%	225	136	3,780	3,453	-9%

NOTE: Some Multicounty Litigation (MCL) cases were transferred in November 2014: Atlantic to Bergen = 8,935; Atlantic to Middlesex = 4,070.

CIVIL BACKLOG SUMMARY BY CASETYPE

May 2024

CAMDEN

	Cases in Backlog															Total Backlog
	Track 1					Track 2				Track 3			Track 4			
	12 to 18 months	18 to 24 months	24 to 36 months	over 36 months	Total Track 1	18 to 24 months	24 to 36 months	over 36 months	Total Track 2	24 to 36 months	over 36 months	Total Track 3	24 to 36 months	over 36 months	Total Track 4	
Act on Neg Inst	0	0	0	0	0	0	0	0	0	0	0	0	0	0	0	0
Asbestos	0	0	0	0	0	0	0	0	0	0	0	0	0	0	0	0
Assault & Bat	0	0	0	0	0	0	0	0	0	5	0	5	0	0	0	5
Auto - Pers Inj	0	0	0	0	0	92	40	10	142	0	0	0	0	0	0	142
Auto - Property	0	0	0	0	0	0	1	1	2	0	0	0	0	0	0	2
Book Account	4	1	1	0	6	0	0	0	0	0	0	0	0	0	0	6
Civil Rights	0	0	0	0	0	0	0	0	0	2	1	3	0	0	0	3
Complex Comm	0	0	0	0	0	0	0	0	0	0	0	0	2	2	4	4
Condemnation	0	0	0	0	0	0	0	0	0	1	0	1	0	0	0	1
Construction	0	0	0	0	0	1	0	0	1	0	0	0	0	0	0	1
Contract/Comm	0	0	0	0	0	10	6	4	20	0	0	0	0	0	0	20
Employment	0	0	0	0	0	0	0	0	0	0	0	0	0	0	0	0
Lieu of P. Writ	0	0	0	0	0	0	0	0	0	0	0	0	0	2	2	2
Medical Malprac	0	0	0	0	0	0	0	0	0	28	38	66	0	0	0	66
Name Change	0	0	0	0	0	0	0	0	0	0	0	0	0	0	0	0
Other Insurance	0	2	2	0	4	0	0	0	0	0	0	0	0	0	0	4
Other MCL	0	0	0	0	0	0	0	0	0	0	0	0	0	0	0	0
Other Track 1	4	2	0	0	6	0	0	0	0	0	0	0	0	0	0	6
Other Track 3	0	0	0	0	0	0	0	0	0	7	9	16	0	0	0	16
Other Track 4	0	0	0	0	0	0	0	0	0	0	0	0	0	8	8	8
Personal Injury	0	0	0	0	0	58	44	10	112	0	0	0	1	0	1	113
Prod Liability	0	0	0	0	0	0	0	0	0	9	1	10	0	0	0	10
Prof Malpractic	0	0	0	0	0	0	0	0	0	8	1	9	0	0	0	9
PIP Coverage	1	1	0	0	2	0	0	0	0	0	0	0	0	0	0	2
Real Property	2	0	0	0	2	0	0	0	0	0	0	0	0	0	0	2
Tort Other	0	0	0	0	0	5	6	2	13	0	0	0	0	0	0	13
Toxic Tort	0	0	0	0	0	0	0	0	0	0	1	1	0	0	0	1
UM/UIM Bod Inj	0	0	0	0	0	6	2	1	9	0	0	0	0	0	0	9
Total	11	6	3	0	20	172	99	28	299	60	51	111	3	12	15	445

NOTE: Some Multicounty Litigation (MCL) cases were transferred in November 2014: Atlantic to Bergen = 8,935; Atlantic to Middlesex = 4,070.

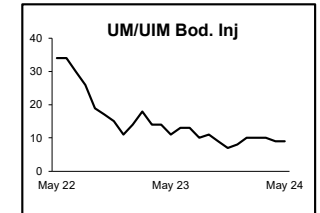
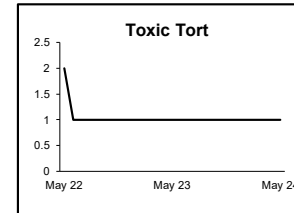
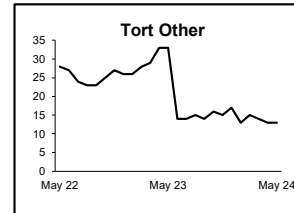
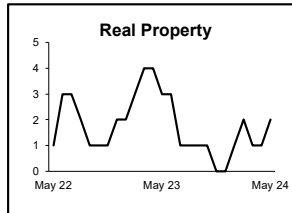
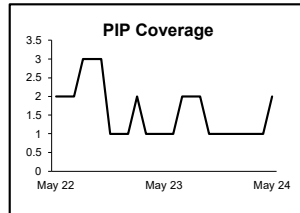
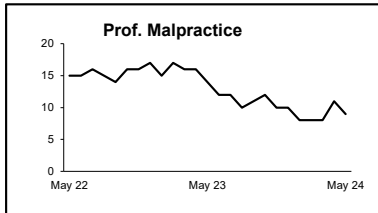
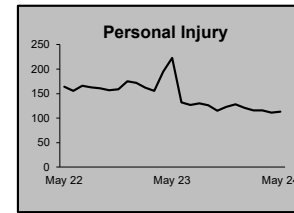
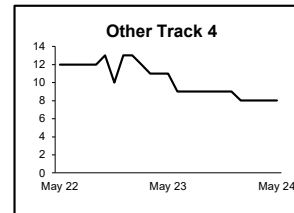
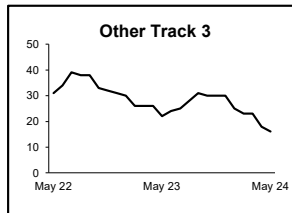
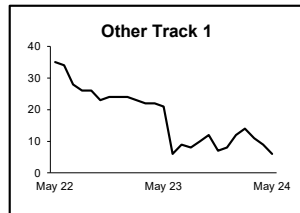
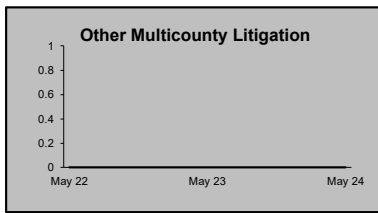
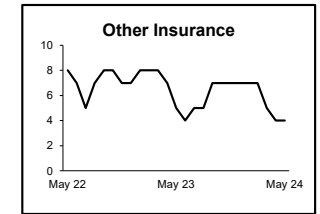
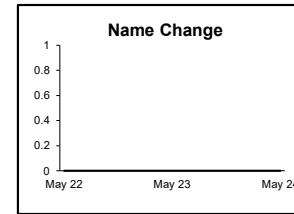
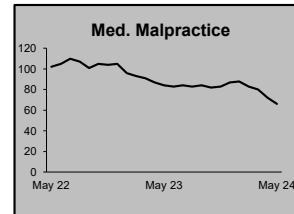
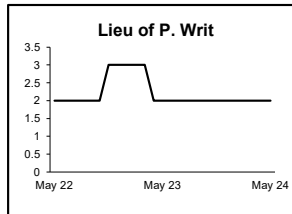
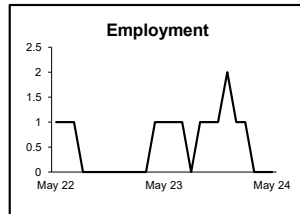
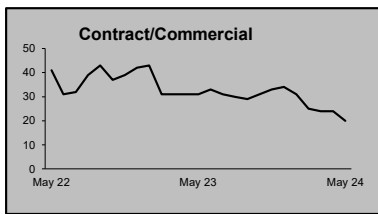
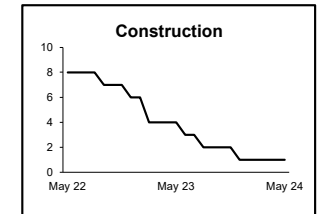
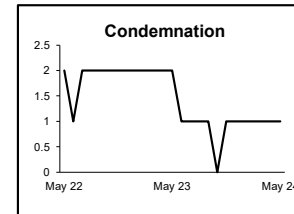
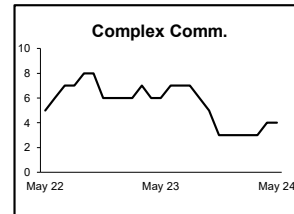
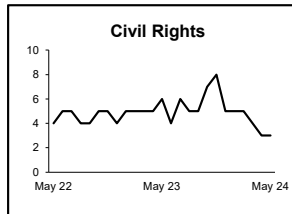
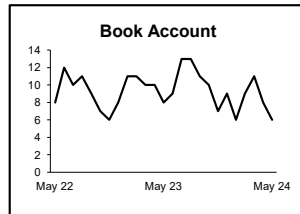
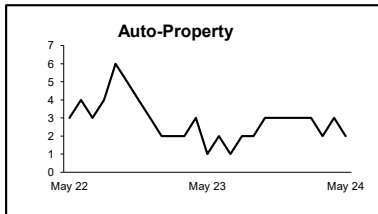
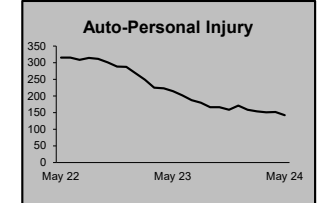
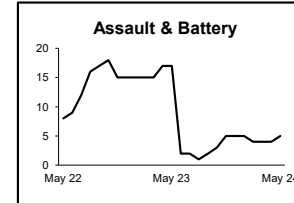
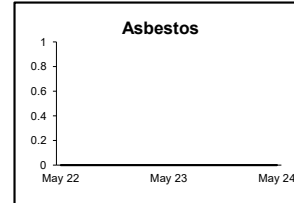

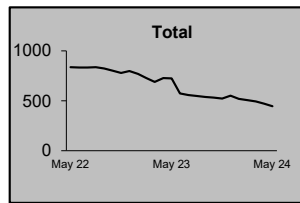
**CIVIL RESOLUTION SUMMARY BY CASETYPE
JULY 2023 - MAY 2024
CAMDEN**

	Trial			Summary					Total	Percent resolved by						Monthly Resolutions
	Jury	Nonjury	Total	Judgment	Settlement	Default Judgment	Dismiss	Other		Trial	Sum Jud	Settle	Default J	Dismiss	Other	
Act on Neg Inst	0	0	0	0	0	1	2	2	5	0%	0%	0%	20%	40%	40%	
Asbestos	0	0	0	0	0	0	0	0	0	0%	0%	0%	0%	0%	0%	
Assault & Bat	0	0	0	0	4	0	7	0	11	0%	0%	36%	0%	64%	0%	
Auto - Pers Inj	20	1	21	0	387	11	666	44	1,129	2%	0%	34%	1%	59%	4%	
Auto - Property	0	0	0	0	10	35	27	0	72	0%	0%	14%	49%	38%	0%	
Book Account	1	1	2	16	81	182	155	6	442	0%	4%	18%	41%	35%	1%	
Civil Rights	0	0	0	0	6	0	21	4	31	0%	0%	19%	0%	68%	13%	
Complex Commerc	0	2	2	0	5	0	2	2	11	18%	0%	45%	0%	18%	18%	
Condemnation	0	0	0	0	1	0	1	1	3	0%	0%	33%	0%	33%	33%	
Construction	0	0	0	0	5	0	9	0	14	0%	0%	36%	0%	64%	0%	
Contract/Commer	2	2	4	10	95	106	228	27	470	1%	2%	20%	23%	49%	6%	
Employment	0	0	0	0	3	1	12	4	20	0%	0%	15%	5%	60%	20%	
Lieu of P. Writ	0	1	1	0	0	0	7	1	9	11%	0%	0%	0%	78%	11%	
Medical Malprac	6	0	6	0	52	0	31	11	100	6%	0%	52%	0%	31%	11%	
Name Change	0	0	0	0	0	0	6	142	148	0%	0%	0%	0%	4%	96%	
Other Insurance	0	0	0	1	5	0	16	3	25	0%	4%	20%	0%	64%	12%	
Other MCL	0	0	0	0	0	0	0	0	0	0%	0%	0%	0%	0%	0%	
Other Track 1	1	1	2	0	55	9	89	54	209	1%	0%	26%	4%	43%	26%	
Other Track 3	3	1	4	2	48	0	80	28	162	2%	1%	30%	0%	49%	17%	
Other Track 4	0	0	0	0	3	2	8	1	14	0%	0%	21%	14%	57%	7%	
Personal Injury	7	0	7	2	192	8	299	35	543	1%	0%	35%	1%	55%	6%	
Prod Liability	0	0	0	0	5	0	10	3	18	0%	0%	28%	0%	56%	17%	
Prof Malpractic	1	0	1	1	16	0	15	3	36	3%	3%	44%	0%	42%	8%	
PIP Coverage	0	0	0	0	1	1	8	0	10	0%	0%	10%	10%	80%	0%	
Real Property	0	0	0	0	6	4	12	0	22	0%	0%	27%	18%	55%	0%	
Tort Other	3	1	4	0	27	1	40	10	82	5%	0%	33%	1%	49%	12%	
Toxic Tort	0	0	0	0	0	0	0	0	0	0%	0%	0%	0%	0%	0%	
UM/UIM Bod Inj	2	0	2	0	38	6	65	4	115	2%	0%	33%	5%	57%	3%	
Total	46	10	56	32	1,045	367	1,816	385	3,701	2%	1%	28%	10%	49%	10%	

NOTE: Some Multicounty Litigation (MCL) cases were transferred in November 2014: Atlantic to Bergen = 8,935; Atlantic to Middlesex = 4,070.

**CIVIL BACKLOG BY CASETYPE
MAY 2024
CAMDEN**

	Total	Backlog	% chg
May 22		837	
May 23		724	-14%
May 24		445	-39%



1) Casetypes with the state's largest backlogs are highlighted.

2) Some Multicounty Litigation (MCL) cases were transferred in November 2014: Atlantic to Bergen = 8,935; Atlantic to Middlesex = 4,070.

CIVIL CASELOAD SUMMARY BY CASETYPE
JULY 2023 - MAY 2024
CAPE MAY

	Filings			Resolutions			Clearance		Backlog			Backlog Percent		Backlog Per 100 Monthly Filings		Active Pending		
	Jul 2022 to May 2023	Jul 2023 to May 2024	percent change	Jul 2022 to May 2023	Jul 2023 to May 2024	percent change	Jul 2023 - May 2024		May 2023	May 2024	percent change	May 2023	May 2024	May 2023	May 2024	May 2023	May 2024	percent change
							number	percent										
Act on Neg Inst	2	8	300%	1	6	500%	-2	75%	0	0	0%	0%	0%	0	0	2	3	50%
Asbestos	0	0	0%	0	0	0%	0	100%	0	0	0%	0%	0%	0	0	0	0	0%
Assault & Bat	4	4	0%	8	5	-38%	1	125%	5	8	60%	31%	53%	1,200	2,400	16	15	-6%
Auto - Pers Inj	58	65	12%	65	64	-2%	-1	98%	9	11	22%	13%	14%	161	181	72	77	7%
Auto - Property	7	9	29%	5	11	120%	2	122%	1	0	-100%	20%	0%	171	0	5	4	-20%
Book Account	53	45	-15%	52	55	6%	10	122%	0	1		0%	5%	0	25	30	19	-37%
Civil Rights	5	4	-20%	4	3	-25%	-1	75%	2	10	400%	13%	63%	480	2,400	15	16	7%
Complex Comm	2	0	-100%	2	0	-100%	0	100%	2	2	0%	100%	100%	1,200		2	2	0%
Condemnation	0	0	0%	0	1		1	100%	2	1	-50%	100%	100%			2	1	-50%
Construction	12	13	8%	9	8	-11%	-5	62%	0	4		0%	25%	0	343	12	16	33%
Contract/Comm	95	86	-9%	82	76	-7%	-10	88%	5	11	120%	7%	14%	59	142	69	78	13%
Employment	2	3	50%	0	1		-2	33%	0	0	0%	0%	0%	0	0	2	4	100%
Lieu of P. Writ	15	9	-40%	8	15	88%	6	167%	1	2	100%	6%	22%	75	240	16	9	-44%
Medical Malprac	5	10	100%	7	6	-14%	-4	60%	4	7	75%	29%	41%	686	840	14	17	21%
Name Change	25	24	-4%	24	26	8%	2	108%	0	0	0%	0%	0%	0	0	4	3	-25%
Other Insurance	6	3	-50%	3	5	67%	2	167%	2	2	0%	29%	50%	400	800	7	4	-43%
Other MCL	0	0	0%	0	1		1	100%	0	0	0%	0%	0%	0	0	0	0	0%
Other Track 1	45	30	-33%	47	38	-19%	8	127%	8	3	-63%	29%	17%	192	116	28	18	-36%
Other Track 3	23	26	13%	25	29	16%	3	112%	8	2	-75%	20%	6%	331	92	41	35	-15%
Other Track 4	1	4	300%	2	1	-50%	-3	25%	2	2	0%	50%	33%	2,400	600	4	6	50%
Personal Injury	103	75	-27%	67	85	27%	10	113%	26	22	-15%	18%	16%	281	297	142	140	-1%
Prod Liability	2	1	-50%	0	5		4	500%	2	1	-50%	33%	100%	1,200	1,200	6	1	-83%
Prof Malpractic	3	8	167%	3	9	200%	1	113%	0	3		0%	23%	0	400	12	13	8%
PIP Coverage	0	1		0	1		0	100%	0	0	0%	0%	0%	0	0	0	0	0%
Real Property	7	5	-29%	5	4	-20%	-1	80%	0	2		0%	33%	0	480	5	6	20%
Tort Other	17	21	24%	22	16	-27%	-5	76%	7	5	-29%	32%	18%	420	250	22	28	27%
Toxic Tort	0	0	0%	2	0	-100%	0	100%	0	0	0%	0%	0%	0	0	0	0	0%
UM/UIM Bod Inj	2	4	100%	3	3	0%	-1	75%	0	0	0%	0%	0%	0	0	2	3	50%
Total	494	458	-7%	446	474	6%	16	103%	86	99	15%	16%	19%	188	236	530	518	-2%

NOTE: Some Multicounty Litigation (MCL) cases were transferred in November 2014: Atlantic to Bergen = 8,935; Atlantic to Middlesex = 4,070.

CIVIL BACKLOG SUMMARY BY CASETYPE

May 2024

CAPE MAY

	Cases in Backlog															Total Backlog
	Track 1					Track 2				Track 3			Track 4			
	12 to 18 months	18 to 24 months	24 to 36 months	over 36 months	Total Track 1	18 to 24 months	24 to 36 months	over 36 months	Total Track 2	24 to 36 months	over 36 months	Total Track 3	24 to 36 months	over 36 months	Total Track 4	
Act on Neg Inst	0	0	0	0	0	0	0	0	0	0	0	0	0	0	0	0
Asbestos	0	0	0	0	0	0	0	0	0	0	0	0	0	0	0	0
Assault & Bat	0	0	0	0	0	0	0	0	0	4	4	8	0	0	0	8
Auto - Pers Inj	0	0	0	0	0	4	7	0	11	0	0	0	0	0	0	11
Auto - Property	0	0	0	0	0	0	0	0	0	0	0	0	0	0	0	0
Book Account	1	0	0	0	1	0	0	0	0	0	0	0	0	0	0	1
Civil Rights	0	0	0	0	0	0	0	0	0	9	1	10	0	0	0	10
Complex Comm	0	0	0	0	0	0	0	0	0	0	0	0	0	2	2	2
Condemnation	0	0	0	0	0	0	0	0	0	0	1	1	0	0	0	1
Construction	0	0	0	0	0	2	2	0	4	0	0	0	0	0	0	4
Contract/Comm	0	0	0	0	0	8	1	2	11	0	0	0	0	0	0	11
Employment	0	0	0	0	0	0	0	0	0	0	0	0	0	0	0	0
Lieu of P. Writ	0	0	0	0	0	0	0	0	0	0	0	0	1	1	2	2
Medical Malprac	0	0	0	0	0	0	0	0	0	5	2	7	0	0	0	7
Name Change	0	0	0	0	0	0	0	0	0	0	0	0	0	0	0	0
Other Insurance	0	1	0	1	2	0	0	0	0	0	0	0	0	0	0	2
Other MCL	0	0	0	0	0	0	0	0	0	0	0	0	0	0	0	0
Other Track 1	0	0	1	2	3	0	0	0	0	0	0	0	0	0	0	3
Other Track 3	0	0	0	0	0	0	0	0	0	1	1	2	0	0	0	2
Other Track 4	0	0	0	0	0	0	0	0	0	0	0	0	0	2	2	2
Personal Injury	0	0	0	0	0	11	11	0	22	0	0	0	0	0	0	22
Prod Liability	0	0	0	0	0	0	0	0	0	0	1	1	0	0	0	1
Prof Malpractic	0	0	0	0	0	0	0	0	0	3	0	3	0	0	0	3
PIP Coverage	0	0	0	0	0	0	0	0	0	0	0	0	0	0	0	0
Real Property	1	0	0	1	2	0	0	0	0	0	0	0	0	0	0	2
Tort Other	0	0	0	0	0	2	2	1	5	0	0	0	0	0	0	5
Toxic Tort	0	0	0	0	0	0	0	0	0	0	0	0	0	0	0	0
UM/UIM Bod Inj	0	0	0	0	0	0	0	0	0	0	0	0	0	0	0	0
Total	2	1	1	4	8	27	23	3	53	22	10	32	1	5	6	99

NOTE: Some Multicounty Litigation (MCL) cases were transferred in November 2014: Atlantic to Bergen = 8,935; Atlantic to Middlesex = 4,070.

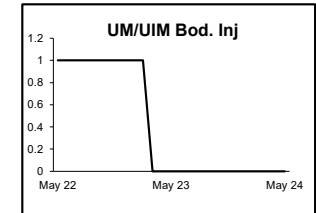
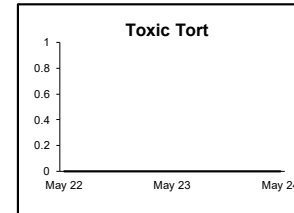
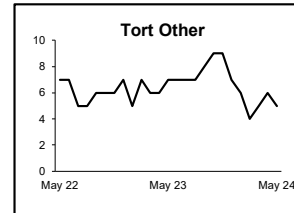
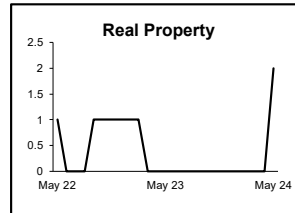
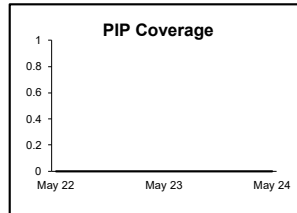
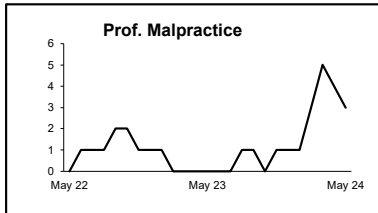
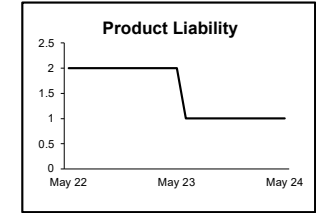
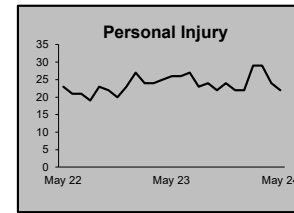
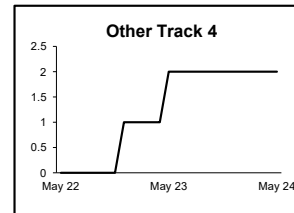
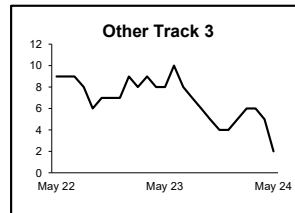
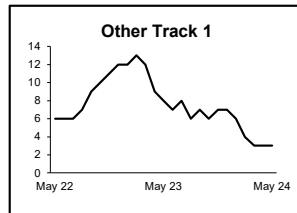
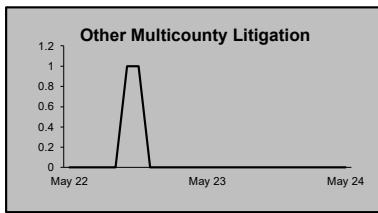
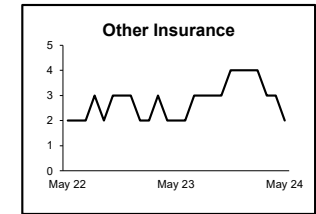
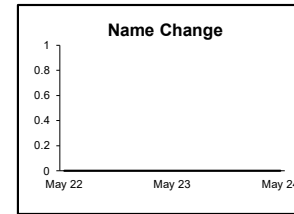
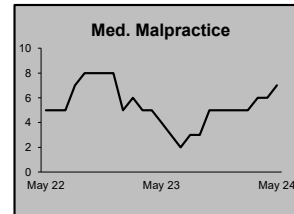
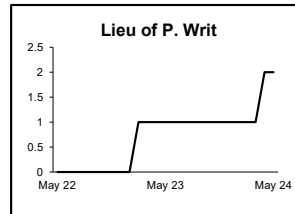
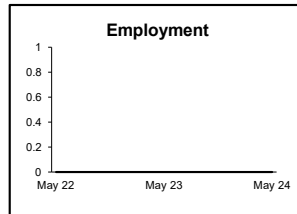
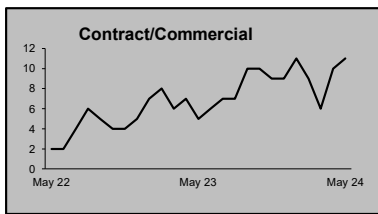
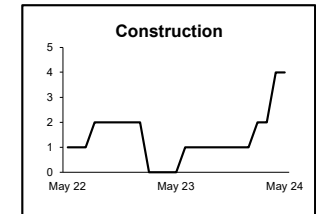
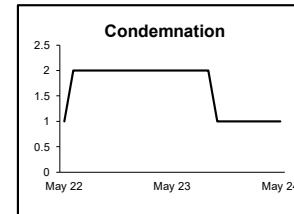
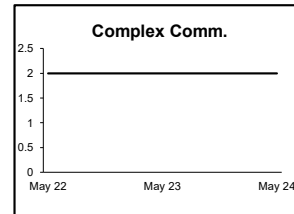
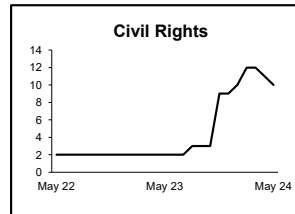
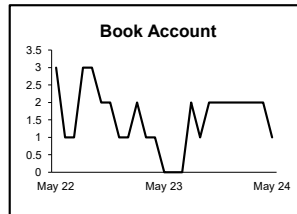
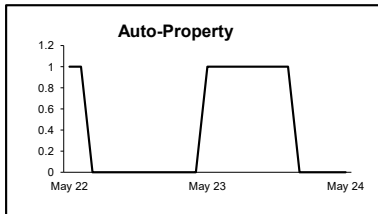
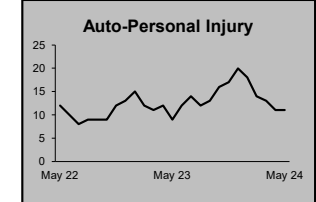
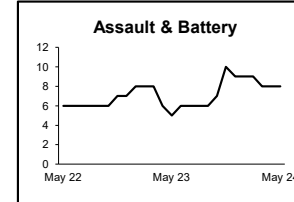
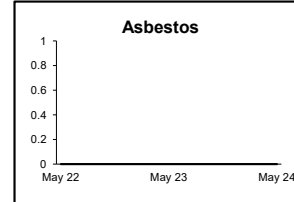
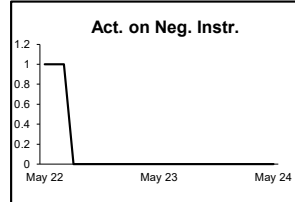
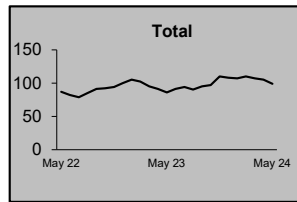
CIVIL RESOLUTION SUMMARY BY CASETYPE
JULY 2023 - MAY 2024
CAPE MAY

	Trial			Summary					Total	Percent resolved by						Monthly Resolutions
	Jury	Nonjury	Total	Judgment	Settlement	Default Judgment	Dismiss	Other		Trial	Sum Jud	Settle	Default J	Dismiss	Other	
Act on Neg Inst	0	0	0	0	0	1	2	3	6	0%	0%	0%	17%	33%	50%	
Asbestos	0	0	0	0	0	0	0	0	0	0%	0%	0%	0%	0%	0%	
Assault & Bat	0	0	0	0	2	0	3	0	5	0%	0%	40%	0%	60%	0%	
Auto - Pers Inj	0	0	0	0	18	1	39	6	64	0%	0%	28%	2%	61%	9%	
Auto - Property	0	0	0	0	2	3	6	0	11	0%	0%	18%	27%	55%	0%	
Book Account	0	1	1	3	11	14	26	0	55	2%	5%	20%	25%	47%	0%	
Civil Rights	0	0	0	0	1	0	1	1	3	0%	0%	33%	0%	33%	33%	
Complex Commerc	0	0	0	0	0	0	0	0	0	0%	0%	0%	0%	0%	0%	
Condemnation	1	0	1	0	0	0	0	0	1	100%	0%	0%	0%	0%	0%	
Construction	0	0	0	0	4	2	2	0	8	0%	0%	50%	25%	25%	0%	
Contract/Commer	0	1	1	3	19	15	33	5	76	1%	4%	25%	20%	43%	7%	
Employment	0	0	0	0	1	0	0	0	1	0%	0%	100%	0%	0%	0%	
Lieu of P. Writ	0	0	0	2	0	0	11	2	15	0%	13%	0%	0%	73%	13%	
Medical Malprac	0	0	0	0	5	0	1	0	6	0%	0%	83%	0%	17%	0%	
Name Change	0	0	0	0	0	0	0	26	26	0%	0%	0%	0%	0%	100%	
Other Insurance	0	0	0	0	3	0	2	0	5	0%	0%	60%	0%	40%	0%	
Other MCL	0	0	0	0	1	0	0	0	1	0%	0%	100%	0%	0%	0%	
Other Track 1	0	0	0	0	11	1	18	8	38	0%	0%	29%	3%	47%	21%	
Other Track 3	0	0	0	0	7	0	21	1	29	0%	0%	24%	0%	72%	3%	
Other Track 4	0	0	0	0	0	0	1	0	1	0%	0%	0%	0%	100%	0%	
Personal Injury	1	0	1	2	37	3	38	4	85	1%	2%	44%	4%	45%	5%	
Prod Liability	0	0	0	0	1	0	4	0	5	0%	0%	20%	0%	80%	0%	
Prof Malpractic	0	0	0	1	4	0	3	1	9	0%	11%	44%	0%	33%	11%	
PIP Coverage	0	0	0	0	0	0	1	0	1	0%	0%	0%	0%	100%	0%	
Real Property	0	0	0	0	1	0	2	1	4	0%	0%	25%	0%	50%	25%	
Tort Other	0	0	0	0	6	0	10	0	16	0%	0%	38%	0%	63%	0%	
Toxic Tort	0	0	0	0	0	0	0	0	0	0%	0%	0%	0%	0%	0%	
UM/UIM Bod Inj	0	0	0	0	1	0	2	0	3	0%	0%	33%	0%	67%	0%	
Total	2	2	4	11	135	40	226	58	474	1%	2%	28%	8%	48%	12%	

NOTE: Some Multicounty Litigation (MCL) cases were transferred in November 2014: Atlantic to Bergen = 8,935; Atlantic to Middlesex = 4,070.

**CIVIL BACKLOG BY CASETYPE
MAY 2024
CAPE MAY**

	Total	Backlog	% chg
May 22		87	
May 23		86	-1%
May 24		99	15%



1) Casetypes with the state's largest backlogs are highlighted.

2) Some Multicounty Litigation (MCL) cases were transferred in November 2014: Atlantic to Bergen = 8,935; Atlantic to Middlesex = 4,070.

CIVIL CASELOAD SUMMARY BY CASETYPE
JULY 2023 - MAY 2024
CUMBERLAND

	Filings			Resolutions			Clearance		Backlog			Backlog Percent		Backlog Per 100 Monthly Filings		Active Pending		
	Jul 2022 to May 2023	Jul 2023 to May 2024	percent change	Jul 2022 to May 2023	Jul 2023 to May 2024	percent change	Jul 2023 - May 2024		May 2023	May 2024	percent change	May 2023	May 2024	May 2023	May 2024	May 2023	May 2024	percent change
							number	percent										
Act on Neg Inst	3	3	0%	4	2	-50%	-1	67%	0	0	0%	0%	0%	0	0	0	1	
Asbestos	0	0	0%	0	0	0%	0	100%	0	0	0%	0%	0%	0	0	0	0	0%
Assault & Bat	2	2	0%	3	6	100%	4	300%	2	2	0%	29%	67%	1,200	1,200	7	3	-57%
Auto - Pers Inj	191	199	4%	217	223	3%	24	112%	72	42	-42%	28%	19%	408	238	255	226	-11%
Auto - Property	20	20	0%	27	15	-44%	-5	75%	3	2	-33%	25%	13%	164	114	12	15	25%
Book Account	66	73	11%	58	68	17%	-5	93%	4	3	-25%	11%	7%	68	44	38	42	11%
Civil Rights	13	11	-15%	15	12	-20%	1	109%	7	3	-57%	39%	18%	646	327	18	17	-6%
Complex Comm	1	5	400%	1	1	0%	-4	20%	1	1	0%	100%	17%	1,200	240	1	6	500%
Condemnation	1	0	-100%	3	0	-100%	0	100%	0	0	0%	0%	0%	0	0	0	0	0%
Construction	10	6	-40%	8	3	-63%	-3	50%	0	2		0%	25%	0	400	6	8	33%
Contract/Comm	90	105	17%	81	66	-19%	-39	63%	11	11	0%	17%	12%	139	120	66	92	39%
Employment	4	10	150%	1	2	100%	-8	20%	0	1		0%	9%	0	120	3	11	267%
Lieu of P. Writ	8	7	-13%	7	4	-43%	-3	57%	0	0	0%	0%	0%	0	0	5	6	20%
Medical Malprac	12	5	-58%	7	9	29%	4	180%	12	9	-25%	40%	32%	1,108	1,543	30	28	-7%
Name Change	44	51	16%	40	53	33%	2	104%	0	0	0%	0%	0%	0	0	12	13	8%
Other Insurance	9	6	-33%	5	6	20%	0	100%	0	2		0%	33%	0	400	7	6	-14%
Other MCL	0	0	0%	0	0	0%	0	100%	0	0	0%	0%	0%	0	0	0	0	0%
Other Track 1	69	56	-19%	70	63	-10%	7	113%	3	6	100%	8%	20%	44	116	38	30	-21%
Other Track 3	37	30	-19%	32	27	-16%	-3	90%	5	13	160%	10%	23%	154	459	51	56	10%
Other Track 4	2	0	-100%	0	1		1	100%	3	5	67%	50%	100%	1,800		6	5	-17%
Personal Injury	93	120	29%	89	119	34%	-1	99%	35	30	-14%	24%	21%	389	279	143	144	1%
Prod Liability	1	3	200%	2	1	-50%	-2	33%	1	2	100%	33%	40%	1,200	800	3	5	67%
Prof Malpractic	3	5	67%	4	4	0%	-1	80%	2	1	-50%	33%	13%	800	200	6	8	33%
PIP Coverage	3	0	-100%	1	3	200%	3	100%	1	0	-100%	33%	0%	400	0	3	0	-100%
Real Property	5	3	-40%	5	5	0%	2	167%	2	1	-50%	40%	33%	480	400	5	3	-40%
Tort Other	28	32	14%	25	23	-8%	-9	72%	2	5	150%	8%	16%	75	188	25	32	28%
Toxic Tort	1	1	0%	0	1		0	100%	0	0	0%	0%	0%	0	0	1	1	0%
UM/UIM Bod Inj	18	15	-17%	19	15	-21%	0	100%	3	3	0%	17%	15%	180	212	18	20	11%
Total	734	768	5%	724	732	1%	-36	95%	169	144	-15%	22%	19%	251	209	759	778	3%

NOTE: Some Multicounty Litigation (MCL) cases were transferred in November 2014: Atlantic to Bergen = 8,935; Atlantic to Middlesex = 4,070.

CIVIL BACKLOG SUMMARY BY CASETYPE

May 2024

CUMBERLAND

	Cases in Backlog															Total Backlog
	Track 1					Track 2				Track 3			Track 4			
	12 to 18 months	18 to 24 months	24 to 36 months	over 36 months	Total Track 1	18 to 24 months	24 to 36 months	over 36 months	Total Track 2	24 to 36 months	over 36 months	Total Track 3	24 to 36 months	over 36 months	Total Track 4	
Act on Neg Inst	0	0	0	0	0	0	0	0	0	0	0	0	0	0	0	0
Asbestos	0	0	0	0	0	0	0	0	0	0	0	0	0	0	0	0
Assault & Bat	0	0	0	0	0	0	0	0	0	2	0	2	0	0	0	2
Auto - Pers Inj	0	0	0	0	0	25	10	7	42	0	0	0	0	0	0	42
Auto - Property	0	0	0	0	0	1	1	0	2	0	0	0	0	0	0	2
Book Account	3	0	0	0	3	0	0	0	0	0	0	0	0	0	0	3
Civil Rights	0	0	0	0	0	0	0	0	0	1	2	3	0	0	0	3
Complex Comm	0	0	0	0	0	0	0	0	0	0	0	0	0	1	1	1
Condemnation	0	0	0	0	0	0	0	0	0	0	0	0	0	0	0	0
Construction	0	0	0	0	0	2	0	0	2	0	0	0	0	0	0	2
Contract/Comm	0	0	0	0	0	8	2	1	11	0	0	0	0	0	0	11
Employment	0	0	0	0	0	1	0	0	1	0	0	0	0	0	0	1
Lieu of P. Writ	0	0	0	0	0	0	0	0	0	0	0	0	0	0	0	0
Medical Malprac	0	0	0	0	0	0	0	0	0	5	4	9	0	0	0	9
Name Change	0	0	0	0	0	0	0	0	0	0	0	0	0	0	0	0
Other Insurance	1	1	0	0	2	0	0	0	0	0	0	0	0	0	0	2
Other MCL	0	0	0	0	0	0	0	0	0	0	0	0	0	0	0	0
Other Track 1	2	2	0	1	5	0	0	0	0	0	1	1	0	0	0	6
Other Track 3	0	0	0	0	0	0	0	0	0	10	3	13	0	0	0	13
Other Track 4	0	0	0	0	0	0	0	0	0	0	0	0	2	3	5	5
Personal Injury	0	0	0	0	0	13	8	9	30	0	0	0	0	0	0	30
Prod Liability	0	0	0	0	0	0	0	0	0	1	1	2	0	0	0	2
Prof Malpractic	0	0	0	0	0	0	0	0	0	1	0	1	0	0	0	1
PIP Coverage	0	0	0	0	0	0	0	0	0	0	0	0	0	0	0	0
Real Property	0	0	0	0	0	0	0	0	0	0	1	1	0	0	0	1
Tort Other	0	0	0	0	0	2	1	1	4	1	0	1	0	0	0	5
Toxic Tort	0	0	0	0	0	0	0	0	0	0	0	0	0	0	0	0
UM/UIM Bod Inj	0	0	0	0	0	1	2	0	3	0	0	0	0	0	0	3
Total	6	3	0	1	10	53	24	18	95	21	12	33	2	4	6	144

NOTE: Some Multicounty Litigation (MCL) cases were transferred in November 2014: Atlantic to Bergen = 8,935; Atlantic to Middlesex = 4,070.

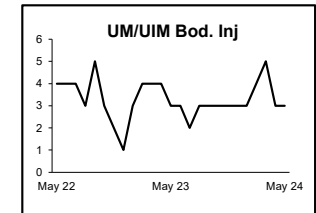
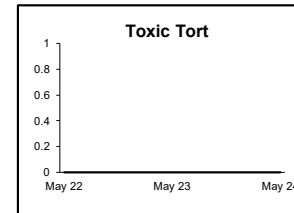
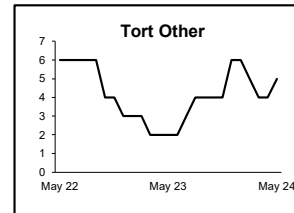
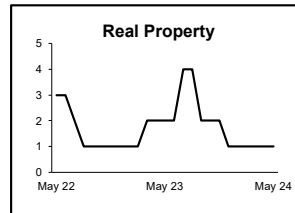
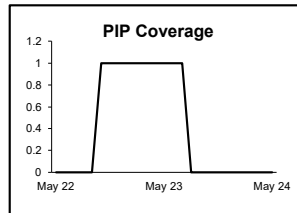
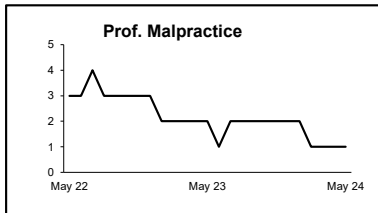
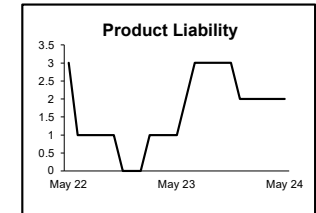
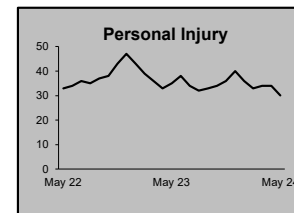
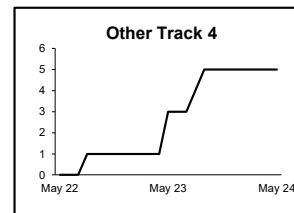
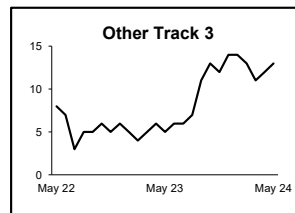
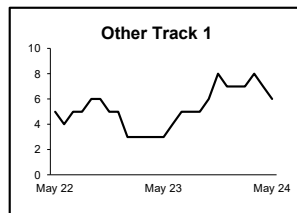
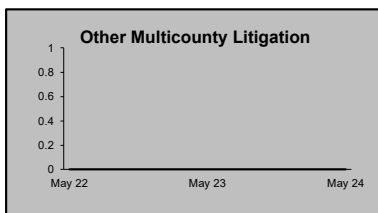
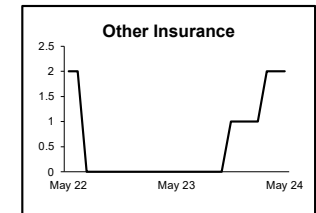
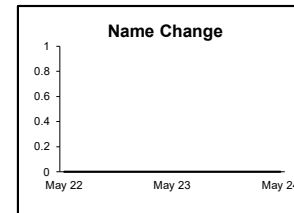
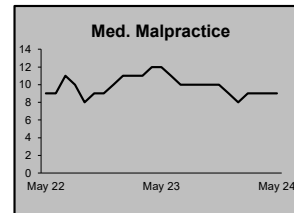
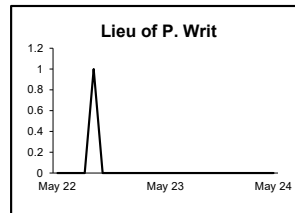
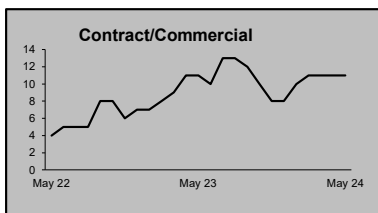
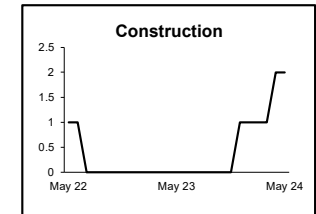
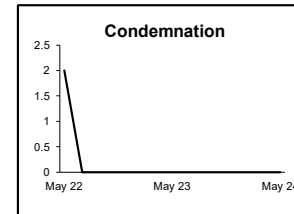
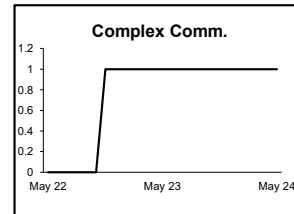
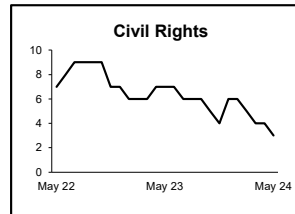
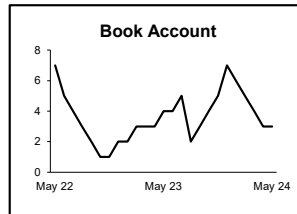
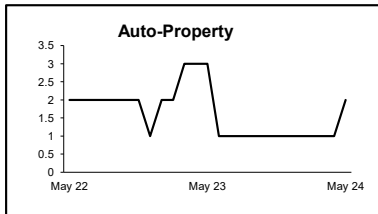
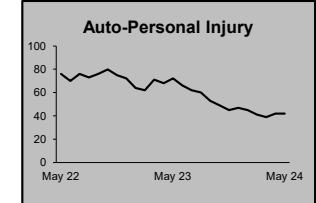
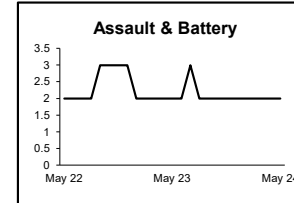
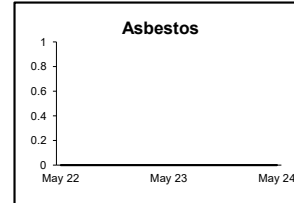

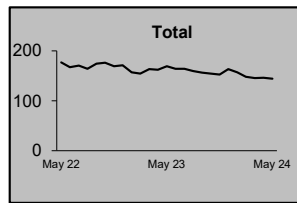
**CIVIL RESOLUTION SUMMARY BY CASETYPE
JULY 2023 - MAY 2024
CUMBERLAND**

	Trial			Summary					Total	Percent resolved by						Monthly Resolutions
	Jury	Nonjury	Total	Judgment	Settlement	Judgment	Dismiss	Other		Trial	Sum Jud	Settle	Default J	Dismiss	Other	
Act on Neg Inst	0	0	0	0	0	2	0	0	2	0%	0%	0%	100%	0%	0%	
Asbestos	0	0	0	0	0	0	0	0	0	0%	0%	0%	0%	0%	0%	
Assault & Bat	1	0	1	0	1	0	4	0	6	17%	0%	17%	0%	67%	0%	
Auto - Pers Inj	9	0	9	0	43	3	150	18	223	4%	0%	19%	1%	67%	8%	
Auto - Property	0	0	0	0	1	6	7	1	15	0%	0%	7%	40%	47%	7%	
Book Account	0	1	1	4	9	28	25	1	68	1%	6%	13%	41%	37%	1%	
Civil Rights	0	0	0	0	5	0	4	3	12	0%	0%	42%	0%	33%	25%	
Complex Commerc	0	0	0	0	0	0	0	1	1	0%	0%	0%	0%	0%	100%	
Condemnation	0	0	0	0	0	0	0	0	0	0%	0%	0%	0%	0%	0%	
Construction	0	0	0	0	0	1	1	1	3	0%	0%	0%	33%	33%	33%	
Contract/Commer	0	1	1	2	8	13	36	6	66	2%	3%	12%	20%	55%	9%	
Employment	0	0	0	0	0	0	2	0	2	0%	0%	0%	0%	100%	0%	
Lieu of P. Writ	0	0	0	0	0	0	3	1	4	0%	0%	0%	0%	75%	25%	
Medical Malprac	1	0	1	0	5	0	3	0	9	11%	0%	56%	0%	33%	0%	
Name Change	0	0	0	0	0	0	6	47	53	0%	0%	0%	0%	11%	89%	
Other Insurance	0	0	0	0	1	0	3	2	6	0%	0%	17%	0%	50%	33%	
Other MCL	0	0	0	0	0	0	0	0	0	0%	0%	0%	0%	0%	0%	
Other Track 1	0	0	0	1	11	8	26	17	63	0%	2%	17%	13%	41%	27%	
Other Track 3	0	0	0	3	6	0	15	3	27	0%	11%	22%	0%	56%	11%	
Other Track 4	0	0	0	0	0	0	1	0	1	0%	0%	0%	0%	100%	0%	
Personal Injury	1	0	1	3	37	3	64	11	119	1%	3%	31%	3%	54%	9%	
Prod Liability	0	0	0	0	1	0	0	0	1	0%	0%	100%	0%	0%	0%	
Prof Malpractic	0	0	0	0	2	0	2	0	4	0%	0%	50%	0%	50%	0%	
PIP Coverage	0	0	0	0	1	0	2	0	3	0%	0%	33%	0%	67%	0%	
Real Property	0	2	2	0	1	0	2	0	5	40%	0%	20%	0%	40%	0%	
Tort Other	1	1	2	0	3	5	11	2	23	9%	0%	13%	22%	48%	9%	
Toxic Tort	0	0	0	0	0	0	1	0	1	0%	0%	0%	0%	100%	0%	
UM/UIM Bod Inj	0	0	0	0	7	0	6	2	15	0%	0%	47%	0%	40%	13%	
Total	13	5	18	13	142	69	374	116	732	2%	2%	19%	9%	51%	16%	

NOTE: Some Multicounty Litigation (MCL) cases were transferred in November 2014: Atlantic to Bergen = 8,935; Atlantic to Middlesex = 4,070.

**CIVIL BACKLOG BY CASETYPE
MAY 2024
CUMBERLAND**

	Total	Backlog	% chg
May 22		177	
May 23		169	-5%
May 24		144	-15%



1) Casetypes with the state's largest backlogs are highlighted.

2) Some Multicounty Litigation (MCL) cases were transferred in November 2014: Atlantic to Bergen = 8,935; Atlantic to Middlesex = 4,070.

CIVIL CASELOAD SUMMARY BY CASETYPE
JULY 2023 - MAY 2024
ESSEX

	Filings			Resolutions			Clearance		Backlog			Backlog Percent		Backlog Per 100 Monthly Filings		Active Pending		
	Jul 2022 to May 2023	Jul 2023 to May 2024	percent change	Jul 2022 to May 2023	Jul 2023 to May 2024	percent change	Jul 2023 - May 2024		May 2023	May 2024	percent change	May 2023	May 2024	May 2023	May 2024	May 2023	May 2024	percent change
	number	percent																
Act on Neg Inst	19	19	0%	18	18	0%	-1	95%	3	3	0%	23%	19%	164	171	13	16	23%
Asbestos	0	0	0%	0	0	0%	0	100%	0	0	0%	0%	0%	0	0	0	0	0%
Assault & Bat	17	17	0%	21	17	-19%	0	100%	66	212	221%	39%	89%	4,168	14,133	171	239	40%
Auto - Pers Inj	3,425	3,577	4%	3,785	3,982	5%	405	111%	2,446	1,777	-27%	41%	32%	789	543	5,971	5,528	-7%
Auto - Property	126	183	45%	125	147	18%	-36	80%	15	17	13%	14%	12%	133	105	107	140	31%
Book Account	698	858	23%	793	712	-10%	-146	83%	72	76	6%	16%	14%	108	101	443	556	26%
Civil Rights	53	59	11%	37	54	46%	-5	92%	36	112	211%	22%	64%	785	2,133	167	175	5%
Complex Comm	78	67	-14%	49	45	-8%	-22	67%	47	84	79%	34%	50%	648	1,326	137	167	22%
Condemnation	2	2	0%	2	0	-100%	-2	0%	1	2	100%	33%	40%	600	1,200	3	5	67%
Construction	41	35	-15%	48	62	29%	27	177%	104	74	-29%	72%	65%	2,547	2,220	144	114	-21%
Contract/Comm	715	723	1%	675	745	10%	22	103%	224	196	-13%	29%	26%	345	296	783	756	-3%
Employment	28	54	93%	21	41	95%	-13	76%	20	16	-20%	41%	28%	857	356	49	58	18%
Lieu of P. Writ	20	28	40%	21	15	-29%	-13	54%	20	24	20%	44%	40%	1,000	873	45	60	33%
Medical Malprac	111	100	-10%	107	158	48%	58	158%	237	191	-19%	57%	53%	2,331	2,103	417	358	-14%
Name Change	245	260	6%	247	268	9%	8	103%	4	3	-25%	6%	5%	18	13	62	62	0%
Other Insurance	53	45	-15%	66	58	-12%	13	129%	34	25	-26%	44%	45%	638	652	77	56	-27%
Other MCL	1	1	0%	0	0	0%	-1	0%	0	0	0%	0%	0%	0	0	1	0	-100%
Other Track 1	353	371	5%	302	405	34%	34	109%	145	121	-17%	38%	35%	447	356	379	345	-9%
Other Track 3	211	221	5%	194	227	17%	6	103%	159	125	-21%	38%	30%	822	628	419	416	-1%
Other Track 4	26	39	50%	27	31	15%	-8	79%	41	47	15%	50%	49%	1,892	1,282	82	96	17%
Personal Injury	1,476	1,415	-4%	1,386	1,477	7%	62	104%	1,066	1,084	2%	38%	39%	801	829	2,842	2,763	-3%
Prod Liability	16	26	63%	17	32	88%	6	123%	28	17	-39%	57%	38%	1,976	703	49	45	-8%
Prof Malpractic	37	40	8%	46	72	57%	32	180%	62	48	-23%	49%	46%	1,653	1,309	127	105	-17%
PIP Coverage	19	19	0%	17	28	65%	9	147%	7	4	-43%	41%	36%	420	218	17	11	-35%
Real Property	30	43	43%	33	38	15%	-5	88%	25	13	-48%	63%	31%	938	332	40	42	5%
Tort Other	186	188	1%	173	189	9%	1	101%	168	174	4%	45%	49%	938	1,019	373	354	-5%
Toxic Tort	3	3	0%	2	7	250%	4	233%	8	2	-75%	73%	29%	2,400	800	11	7	-36%
UM/UIM Bod Inj	148	185	25%	182	157	-14%	-28	85%	90	72	-20%	38%	29%	675	430	238	250	5%
Total	8,137	8,578	5%	8,394	8,985	7%	407	105%	5,128	4,519	-12%	39%	36%	690	578	13,167	12,724	-3%

NOTE: Some Multicounty Litigation (MCL) cases were transferred in November 2014: Atlantic to Bergen = 8,935; Atlantic to Middlesex = 4,070.

CIVIL BACKLOG SUMMARY BY CASETYPE

May 2024

ESSEX

	Cases in Backlog															Total Backlog
	Track 1					Track 2				Track 3			Track 4			
	12 to 18 months	18 to 24 months	24 to 36 months	over 36 months	Total Track 1	18 to 24 months	24 to 36 months	over 36 months	Total Track 2	24 to 36 months	over 36 months	Total Track 3	24 to 36 months	over 36 months	Total Track 4	
Act on Neg Inst	0	2	0	1	3	0	0	0	0	0	0	0	0	0	0	3
Asbestos	0	0	0	0	0	0	0	0	0	0	0	0	0	0	0	0
Assault & Bat	0	0	0	0	0	0	0	1	1	119	92	211	0	0	0	212
Auto - Pers Inj	0	0	0	0	0	590	695	491	1,776	0	0	0	0	1	1	1,777
Auto - Property	0	0	0	0	0	9	5	3	17	0	0	0	0	0	0	17
Book Account	40	16	14	6	76	0	0	0	0	0	0	0	0	0	0	76
Civil Rights	0	0	0	0	0	0	0	0	0	92	20	112	0	0	0	112
Complex Comm	0	0	0	0	0	0	0	0	0	0	0	0	43	41	84	84
Condemnation	0	0	0	0	0	0	0	0	0	1	1	2	0	0	0	2
Construction	0	0	0	0	0	5	11	58	74	0	0	0	0	0	0	74
Contract/Comm	0	0	0	0	0	63	73	59	195	1	0	1	0	0	0	196
Employment	0	0	0	0	0	4	7	5	16	0	0	0	0	0	0	16
Lieu of P. Writ	0	0	0	0	0	0	0	0	0	0	0	0	9	15	24	24
Medical Malprac	0	0	0	0	0	0	1	0	1	60	130	190	0	0	0	191
Name Change	3	0	0	0	3	0	0	0	0	0	0	0	0	0	0	3
Other Insurance	9	5	4	7	25	0	0	0	0	0	0	0	0	0	0	25
Other MCL	0	0	0	0	0	0	0	0	0	0	0	0	0	0	0	0
Other Track 1	42	18	15	16	91	3	4	5	12	1	17	18	0	0	0	121
Other Track 3	0	0	0	0	0	0	0	0	0	47	78	125	0	0	0	125
Other Track 4	0	0	0	0	0	1	0	0	1	0	0	0	16	30	46	47
Personal Injury	0	0	0	0	0	319	362	283	964	91	29	120	0	0	0	1,084
Prod Liability	0	0	0	0	0	0	0	0	0	7	10	17	0	0	0	17
Prof Malpractic	0	0	0	0	0	0	0	0	0	21	27	48	0	0	0	48
PIP Coverage	2	2	0	0	4	0	0	0	0	0	0	0	0	0	0	4
Real Property	3	3	3	4	13	0	0	0	0	0	0	0	0	0	0	13
Tort Other	0	0	0	0	0	28	48	35	111	29	34	63	0	0	0	174
Toxic Tort	0	0	0	0	0	0	0	0	0	0	2	2	0	0	0	2
UM/UIM Bod Inj	0	0	0	0	0	33	23	16	72	0	0	0	0	0	0	72
Total	99	46	36	34	215	1,055	1,229	956	3,240	469	440	909	68	87	155	4,519

NOTE: Some Multicounty Litigation (MCL) cases were transferred in November 2014: Atlantic to Bergen = 8,935; Atlantic to Middlesex = 4,070.

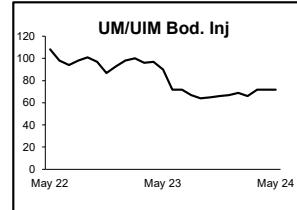
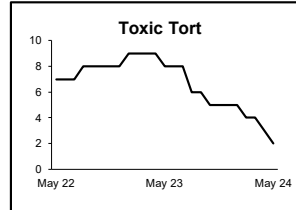
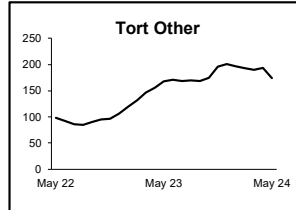
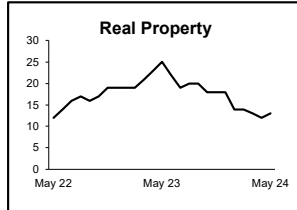
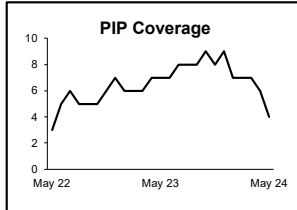
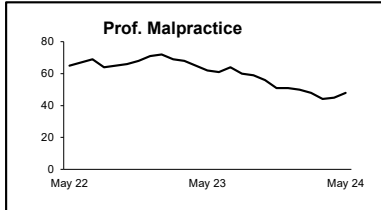
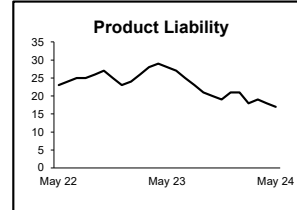
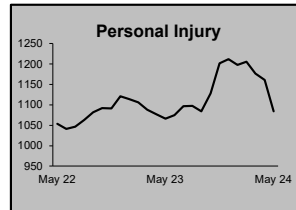
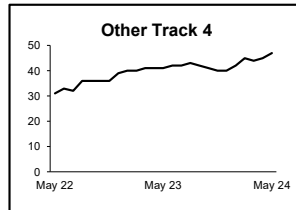
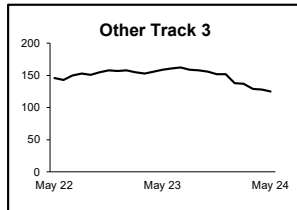
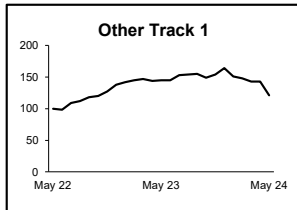
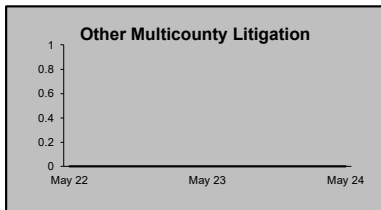
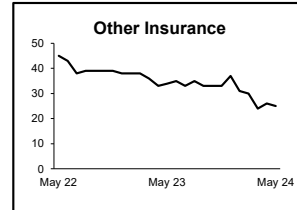
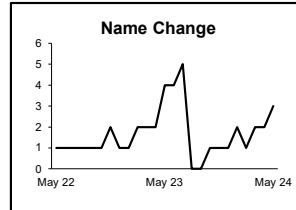
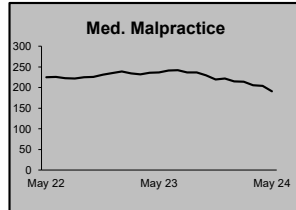
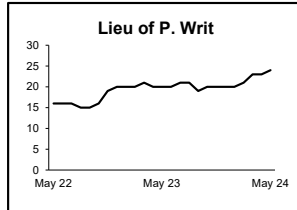
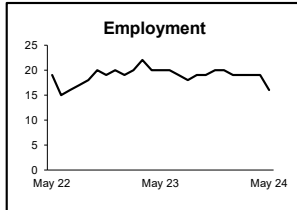
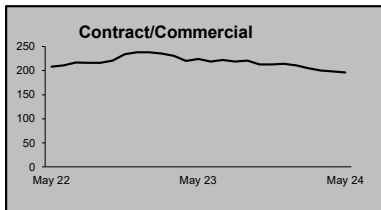
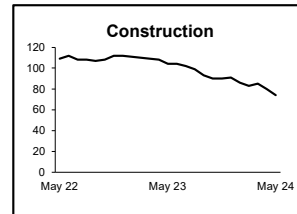
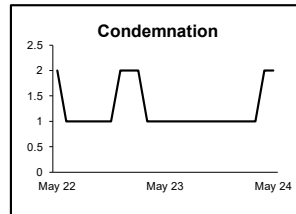
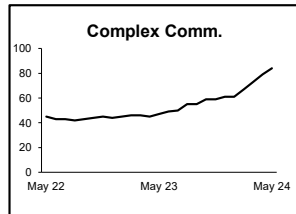
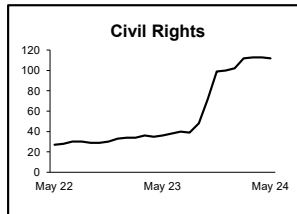
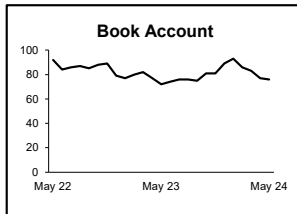
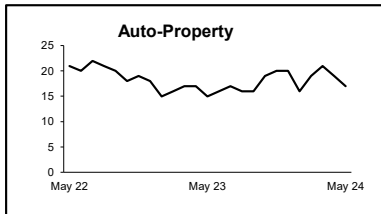
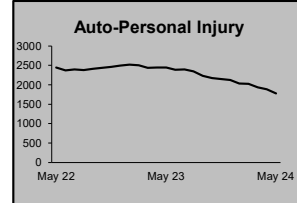
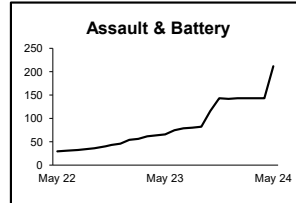
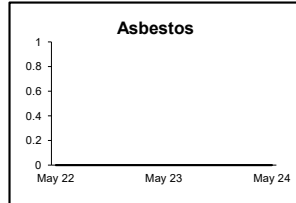
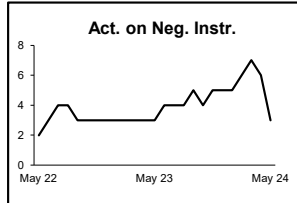
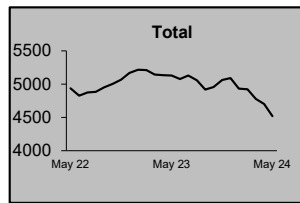
CIVIL RESOLUTION SUMMARY BY CASETYPE
JULY 2023 - MAY 2024
ESSEX

	Trial			Summary					Total	Percent resolved by						Monthly Resolutions
	Jury	Nonjury	Total	Judgment	Settlement	Default Judgment	Dismiss	Other		Trial	Sum Jud	Settle	Default J	Dismiss	Other	
Act on Neg Inst	0	0	0	3	1	5	9	0	18	0%	17%	6%	28%	50%	0%	
Asbestos	0	0	0	0	0	0	0	0	0	0%	0%	0%	0%	0%	0%	
Assault & Bat	0	0	0	0	5	0	11	1	17	0%	0%	29%	0%	65%	6%	
Auto - Pers Inj	24	0	24	48	754	19	2,974	163	3,982	1%	1%	19%	0%	75%	4%	
Auto - Property	0	0	0	11	9	44	82	1	147	0%	7%	6%	30%	56%	1%	
Book Account	0	0	0	82	68	224	336	2	712	0%	12%	10%	31%	47%	0%	
Civil Rights	1	0	1	1	7	0	38	7	54	2%	2%	13%	0%	70%	13%	
Complex Commerc	0	0	0	0	3	0	35	7	45	0%	0%	7%	0%	78%	16%	
Condemnation	0	0	0	0	0	0	0	0	0	0%	0%	0%	0%	0%	0%	
Construction	0	0	0	5	18	1	38	0	62	0%	8%	29%	2%	61%	0%	
Contract/Commer	1	3	4	80	101	106	428	26	745	1%	11%	14%	14%	57%	3%	
Employment	0	1	1	2	6	0	20	12	41	2%	5%	15%	0%	49%	29%	
Lieu of P. Writ	0	0	0	1	1	0	11	2	15	0%	7%	7%	0%	73%	13%	
Medical Malprac	5	0	5	3	41	0	99	10	158	3%	2%	26%	0%	63%	6%	
Name Change	0	0	0	0	0	0	14	254	268	0%	0%	0%	0%	5%	95%	
Other Insurance	0	0	0	4	6	4	39	5	58	0%	7%	10%	7%	67%	9%	
Other MCL	0	0	0	0	0	0	0	0	0	0%	0%	0%	0%	0%	0%	
Other Track 1	1	2	3	31	75	16	269	11	405	1%	8%	19%	4%	66%	3%	
Other Track 3	2	1	3	0	48	0	155	21	227	1%	0%	21%	0%	68%	9%	
Other Track 4	0	0	0	3	6	1	20	1	31	0%	10%	19%	3%	65%	3%	
Personal Injury	9	0	9	27	338	7	1,012	84	1,477	1%	2%	23%	0%	69%	6%	
Prod Liability	0	0	0	0	9	0	19	4	32	0%	0%	28%	0%	59%	13%	
Prof Malpractic	1	0	1	2	20	0	44	5	72	1%	3%	28%	0%	61%	7%	
PIP Coverage	0	0	0	1	3	0	21	3	28	0%	4%	11%	0%	75%	11%	
Real Property	0	1	1	2	2	2	30	1	38	3%	5%	5%	5%	79%	3%	
Tort Other	0	0	0	5	32	3	138	11	189	0%	3%	17%	2%	73%	6%	
Toxic Tort	0	0	0	0	0	0	5	2	7	0%	0%	0%	0%	71%	29%	
UM/UIM Bod Inj	0	0	0	2	20	2	130	3	157	0%	1%	13%	1%	83%	2%	
Total	44	8	52	313	1,573	434	5,977	636	8,985	1%	3%	18%	5%	67%	7%	

NOTE: Some Multicounty Litigation (MCL) cases were transferred in November 2014: Atlantic to Bergen = 8,935; Atlantic to Middlesex = 4,070.

**CIVIL BACKLOG BY CASETYPE
MAY 2024
ESSEX**

	Total	Backlog	% chg
May 22		4,934	
May 23		5,128	4%
May 24		4,519	-12%



1) Casetypes with the state's largest backlogs are highlighted.

2) Some Multicounty Litigation (MCL) cases were transferred in November 2014: Atlantic to Bergen = 8,935; Atlantic to Middlesex = 4,070.

CIVIL CASELOAD SUMMARY BY CASETYPE
JULY 2023 - MAY 2024
GLOUCESTER

	Filings			Resolutions			Clearance		Backlog			Backlog Percent		Backlog Per 100 Monthly Filings		Active Pending		
	Jul 2022 to May 2023	Jul 2023 to May 2024	percent change	Jul 2022 to May 2023	Jul 2023 to May 2024	percent change	Jul 2023 - May 2024		May 2023	May 2024	percent change	May 2023	May 2024	May 2023	May 2024	May 2023	May 2024	percent change
							number	percent										
Act on Neg Inst	3	4	33%	1	5	400%	1	125%	1	0	-100%	33%	0%	400	0	3	2	-33%
Asbestos	0	0	0%	0	0	0%	0	100%	0	0	0%	0%	0%	0	0	0	0	0%
Assault & Bat	4	4	0%	4	2	-50%	-2	50%	0	2		0%	33%	0	600	6	6	0%
Auto - Pers Inj	337	331	-2%	370	390	5%	59	118%	91	77	-15%	21%	20%	292	255	428	388	-9%
Auto - Property	21	40	90%	26	28	8%	-12	70%	0	0	0%	0%	0%	0	0	13	30	131%
Book Account	166	187	13%	159	146	-8%	-41	78%	5	4	-20%	6%	3%	32	24	82	115	40%
Civil Rights	8	16	100%	7	11	57%	-5	69%	2	4	100%	15%	25%	267	300	13	16	23%
Complex Comm	3	6	100%	2	5	150%	-1	83%	3	3	0%	43%	38%	1,200	600	7	8	14%
Condemnation	6	8	33%	8	3	-63%	-5	38%	0	0	0%	0%	0%	0	0	2	5	150%
Construction	10	9	-10%	9	9	0%	0	100%	3	2	-33%	27%	20%	327	267	11	10	-9%
Contract/Comm	193	214	11%	193	202	5%	-12	94%	17	17	0%	11%	10%	99	88	154	170	10%
Employment	8	9	13%	10	8	-20%	-1	89%	2	2	0%	25%	25%	240	267	8	8	0%
Lieu of P. Writ	17	15	-12%	5	14	180%	-1	93%	0	1		0%	6%	0	75	16	18	13%
Medical Malprac	24	29	21%	17	31	82%	2	107%	23	24	4%	38%	43%	1,150	960	60	56	-7%
Name Change	88	88	0%	88	74	-16%	-14	84%	0	0	0%	0%	0%	0	0	16	26	63%
Other Insurance	6	8	33%	10	5	-50%	-3	63%	3	3	0%	43%	33%	514	450	7	9	29%
Other MCL	0	0	0%	0	0	0%	0	100%	0	0	0%	0%	0%	0	0	0	0	0%
Other Track 1	99	109	10%	75	122	63%	13	112%	14	11	-21%	18%	15%	153	102	79	75	-5%
Other Track 3	73	77	5%	62	73	18%	-4	95%	15	8	-47%	18%	9%	234	116	83	88	6%
Other Track 4	8	2	-75%	8	9	13%	7	450%	16	7	-56%	76%	58%	2,400	4,200	21	12	-43%
Personal Injury	208	224	8%	176	211	20%	-13	94%	51	42	-18%	19%	15%	264	198	268	280	4%
Prod Liability	3	7	133%	7	6	-14%	-1	86%	2	3	50%	33%	33%	800	450	6	9	50%
Prof Malpractic	8	7	-13%	10	18	80%	11	257%	10	6	-40%	40%	33%	1,333	720	25	18	-28%
PIP Coverage	5	2	-60%	6	1	-83%	-1	50%	0	1		0%	50%	0	600	1	2	100%
Real Property	9	10	11%	10	8	-20%	-2	80%	5	2	-60%	50%	20%	600	200	10	10	0%
Tort Other	30	30	0%	26	40	54%	10	133%	16	8	-50%	37%	24%	600	274	43	33	-23%
Toxic Tort	0	0	0%	0	0	0%	0	100%	0	0	0%	0%	0%	0	0	0	0	0%
UM/UIM Bod Inj	34	26	-24%	29	35	21%	9	135%	8	7	-13%	17%	17%	259	280	47	41	-13%
Total	1,371	1,462	7%	1,318	1,456	10%	-6	100%	287	234	-18%	20%	16%	229	174	1,409	1,435	2%

NOTE: Some Multicounty Litigation (MCL) cases were transferred in November 2014: Atlantic to Bergen = 8,935; Atlantic to Middlesex = 4,070.

CIVIL BACKLOG SUMMARY BY CASETYPE

May 2024

GLOUCESTER

	Cases in Backlog															Total Backlog
	Track 1					Track 2				Track 3			Track 4			
	12 to 18 months	18 to 24 months	24 to 36 months	over 36 months	Total Track 1	18 to 24 months	24 to 36 months	over 36 months	Total Track 2	24 to 36 months	over 36 months	Total Track 3	24 to 36 months	over 36 months	Total Track 4	
Act on Neg Inst	0	0	0	0	0	0	0	0	0	0	0	0	0	0	0	0
Asbestos	0	0	0	0	0	0	0	0	0	0	0	0	0	0	0	0
Assault & Bat	0	0	0	0	0	0	0	0	0	2	0	2	0	0	0	2
Auto - Pers Inj	0	0	0	0	0	49	18	10	77	0	0	0	0	0	0	77
Auto - Property	0	0	0	0	0	0	0	0	0	0	0	0	0	0	0	0
Book Account	3	1	0	0	4	0	0	0	0	0	0	0	0	0	0	4
Civil Rights	0	0	0	0	0	0	0	0	0	3	1	4	0	0	0	4
Complex Comm	0	0	0	0	0	0	0	0	0	0	0	0	0	3	3	3
Condemnation	0	0	0	0	0	0	0	0	0	0	0	0	0	0	0	0
Construction	0	0	0	0	0	0	1	1	2	0	0	0	0	0	0	2
Contract/Comm	0	0	0	0	0	10	6	1	17	0	0	0	0	0	0	17
Employment	0	0	0	0	0	2	0	0	2	0	0	0	0	0	0	2
Lieu of P. Writ	0	0	0	0	0	0	0	0	0	0	0	0	1	0	1	1
Medical Malprac	0	0	0	0	0	0	0	0	0	11	13	24	0	0	0	24
Name Change	0	0	0	0	0	0	0	0	0	0	0	0	0	0	0	0
Other Insurance	1	0	1	1	3	0	0	0	0	0	0	0	0	0	0	3
Other MCL	0	0	0	0	0	0	0	0	0	0	0	0	0	0	0	0
Other Track 1	7	2	0	1	10	0	0	0	0	0	1	1	0	0	0	11
Other Track 3	0	0	0	0	0	0	0	0	0	4	4	8	0	0	0	8
Other Track 4	0	0	0	0	0	0	0	0	0	0	0	0	0	7	7	7
Personal Injury	0	0	0	0	0	22	15	4	41	1	0	1	0	0	0	42
Prod Liability	0	0	0	0	0	0	0	0	0	3	0	3	0	0	0	3
Prof Malpractic	0	0	0	0	0	0	0	0	0	3	3	6	0	0	0	6
PIP Coverage	0	1	0	0	1	0	0	0	0	0	0	0	0	0	0	1
Real Property	0	0	2	0	2	0	0	0	0	0	0	0	0	0	0	2
Tort Other	0	0	0	0	0	2	3	3	8	0	0	0	0	0	0	8
Toxic Tort	0	0	0	0	0	0	0	0	0	0	0	0	0	0	0	0
UM/UIM Bod Inj	0	0	0	0	0	3	4	0	7	0	0	0	0	0	0	7
Total	11	4	3	2	20	88	47	19	154	27	22	49	1	10	11	234

NOTE: Some Multicounty Litigation (MCL) cases were transferred in November 2014: Atlantic to Bergen = 8,935; Atlantic to Middlesex = 4,070.

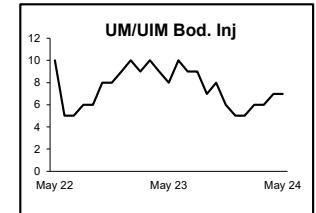
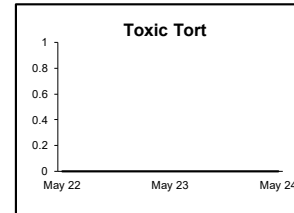
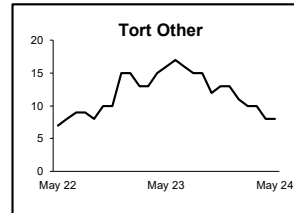
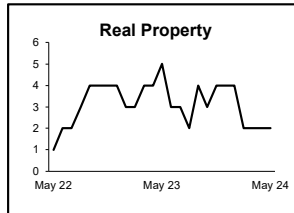
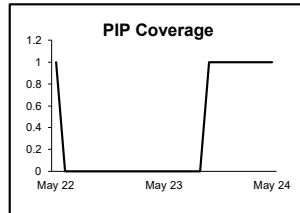
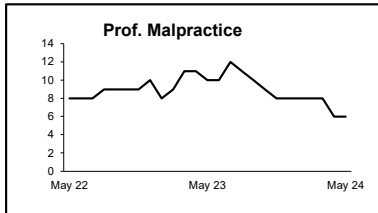
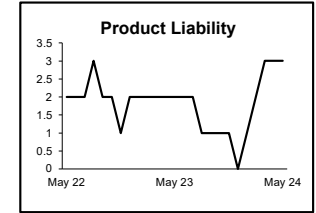
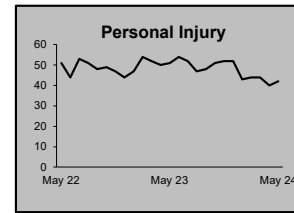
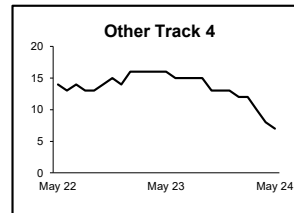
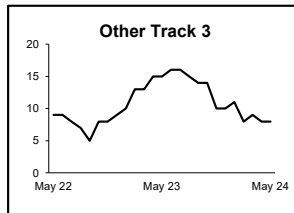
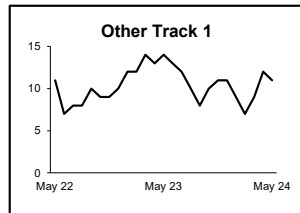
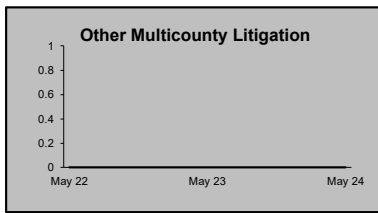
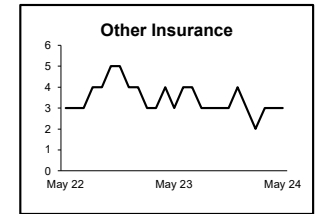
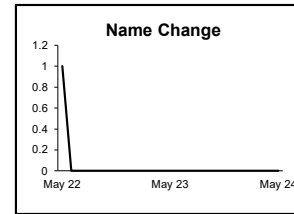
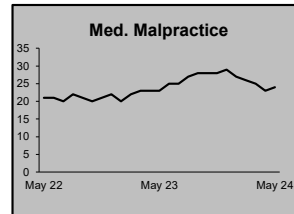
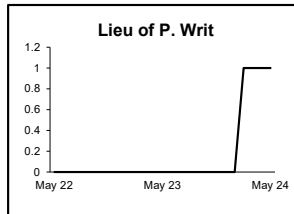
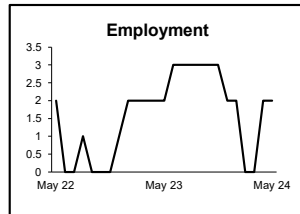
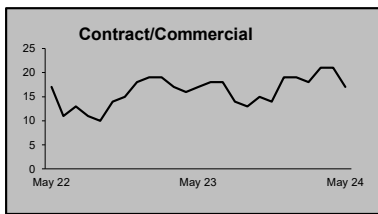
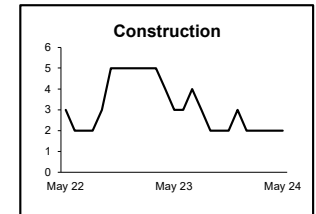
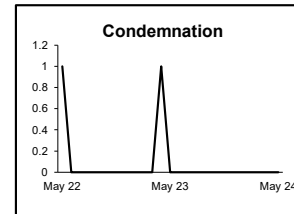
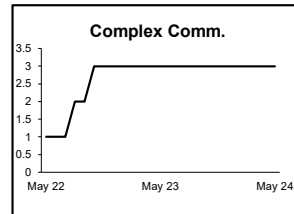
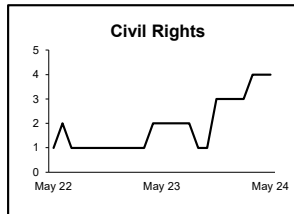
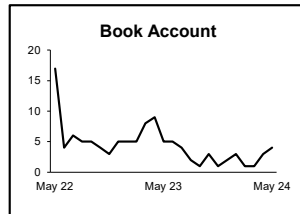
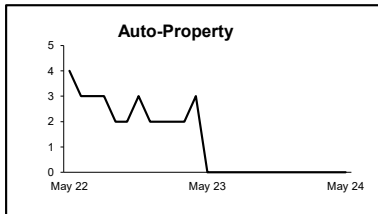
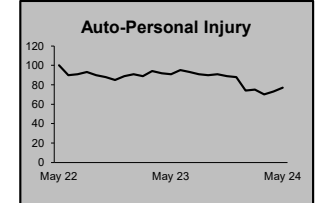
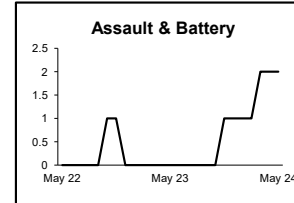
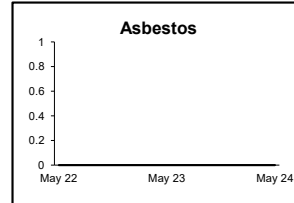
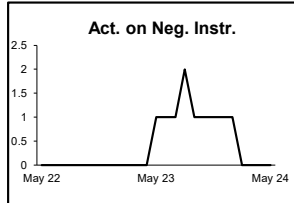
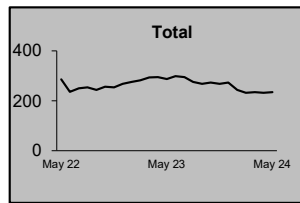
**CIVIL RESOLUTION SUMMARY BY CASETYPE
JULY 2023 - MAY 2024
GLOUCESTER**

	Trial			Summary					Total	Percent resolved by						Monthly Resolutions
	Jury	Nonjury	Total	Judgment	Settlement	Default Judgment	Dismiss	Other		Trial	Sum Jud	Settle	Default J	Dismiss	Other	
Act on Neg Inst	0	0	0	2	0	2	1	0	5	0%	40%	0%	40%	20%	0%	
Asbestos	0	0	0	0	0	0	0	0	0	0%	0%	0%	0%	0%	0%	
Assault & Bat	0	1	1	0	0	0	0	1	2	50%	0%	0%	0%	0%	50%	
Auto - Pers Inj	8	0	8	2	179	3	177	21	390	2%	1%	46%	1%	45%	5%	
Auto - Property	0	0	0	0	8	11	9	0	28	0%	0%	29%	39%	32%	0%	
Book Account	0	0	0	1	32	47	63	3	146	0%	1%	22%	32%	43%	2%	
Civil Rights	0	0	0	0	0	0	6	5	11	0%	0%	0%	0%	55%	45%	
Complex Commerc	0	0	0	0	0	0	2	3	5	0%	0%	0%	0%	40%	60%	
Condemnation	0	0	0	0	0	0	0	3	3	0%	0%	0%	0%	0%	100%	
Construction	0	0	0	0	4	0	5	0	9	0%	0%	44%	0%	56%	0%	
Contract/Commer	3	3	6	1	40	50	93	12	202	3%	0%	20%	25%	46%	6%	
Employment	1	0	1	0	1	0	3	3	8	13%	0%	13%	0%	38%	38%	
Lieu of P. Writ	0	0	0	0	1	0	8	5	14	0%	0%	7%	0%	57%	36%	
Medical Malprac	0	0	0	1	15	0	15	0	31	0%	3%	48%	0%	48%	0%	
Name Change	0	0	0	0	0	0	2	72	74	0%	0%	0%	0%	3%	97%	
Other Insurance	0	0	0	0	1	0	3	1	5	0%	0%	20%	0%	60%	20%	
Other MCL	0	0	0	0	0	0	0	0	0	0%	0%	0%	0%	0%	0%	
Other Track 1	0	2	2	1	32	10	49	28	122	2%	1%	26%	8%	40%	23%	
Other Track 3	0	1	1	0	20	0	36	16	73	1%	0%	27%	0%	49%	22%	
Other Track 4	0	0	0	0	3	1	3	2	9	0%	0%	33%	11%	33%	22%	
Personal Injury	2	2	4	2	89	6	92	18	211	2%	1%	42%	3%	44%	9%	
Prod Liability	1	0	1	1	1	0	1	2	6	17%	17%	17%	0%	17%	33%	
Prof Malpractic	2	0	2	1	8	0	5	2	18	11%	6%	44%	0%	28%	11%	
PIP Coverage	0	0	0	0	0	0	1	0	1	0%	0%	0%	0%	100%	0%	
Real Property	0	0	0	0	3	0	3	2	8	0%	0%	38%	0%	38%	25%	
Tort Other	0	0	0	1	19	2	14	4	40	0%	3%	48%	5%	35%	10%	
Toxic Tort	0	0	0	0	0	0	0	0	0	0%	0%	0%	0%	0%	0%	
UM/UIM Bod Inj	1	0	1	0	18	1	14	1	35	3%	0%	51%	3%	40%	3%	
Total	18	9	27	13	474	133	605	204	1,456	2%	1%	33%	9%	42%	14%	

NOTE: Some Multicounty Litigation (MCL) cases were transferred in November 2014: Atlantic to Bergen = 8,935; Atlantic to Middlesex = 4,070.

**CIVIL BACKLOG BY CASETYPE
MAY 2024
GLOUCESTER**

	Total	Backlog	% chg
May 22		285	
May 23		287	1%
May 24		234	-18%



1) Casetypes with the state's largest backlogs are highlighted.

2) Some Multicounty Litigation (MCL) cases were transferred in November 2014: Atlantic to Bergen = 8,935; Atlantic to Middlesex = 4,070.

CIVIL CASELOAD SUMMARY BY CASETYPE
JULY 2023 - MAY 2024
HUDSON

	Filings			Resolutions			Clearance		Backlog			Backlog Percent		Backlog Per 100 Monthly Filings		Active Pending		
	Jul 2022 to May 2023	Jul 2023 to May 2024	percent change	Jul 2022 to May 2023	Jul 2023 to May 2024	percent change	Jul 2023 - May 2024		May 2023	May 2024	percent change	May 2023	May 2024	May 2023	May 2024	May 2023	May 2024	percent change
							number	percent										
Act on Neg Inst	4	9	125%	3	4	33%	-5	44%	0	0	0%	0%	0%	0	0	2	7	250%
Asbestos	0	0	0%	0	0	0%	0	100%	0	0	0%	0%	0%	0	0	0	0	0%
Assault & Bat	11	14	27%	12	19	58%	5	136%	13	17	31%	33%	49%	1,300	1,457	40	35	-13%
Auto - Pers Inj	1,628	1,621	0%	1,949	1,847	-5%	226	114%	636	399	-37%	28%	19%	429	267	2,296	2,077	-10%
Auto - Property	70	68	-3%	77	69	-10%	1	101%	3	3	0%	6%	5%	47	45	49	57	16%
Book Account	420	495	18%	489	415	-15%	-80	84%	38	19	-50%	15%	6%	95	43	249	315	27%
Civil Rights	12	18	50%	13	12	-8%	-6	67%	6	5	-17%	40%	22%	554	286	15	23	53%
Complex Comm	36	20	-44%	27	14	-48%	-6	70%	9	15	67%	24%	31%	277	783	38	48	26%
Condemnation	6	85	>999%	5	32	540%	-53	38%	7	7	0%	39%	10%	1,200	97	18	72	300%
Construction	29	30	3%	21	22	5%	-8	73%	8	12	50%	26%	29%	300	436	31	42	35%
Contract/Comm	566	614	8%	519	571	10%	-43	93%	99	91	-8%	19%	16%	195	163	528	570	8%
Employment	13	20	54%	9	18	100%	-2	90%	7	1	-86%	50%	6%	646	57	14	17	21%
Lieu of P. Writ	35	35	0%	24	23	-4%	-12	66%	24	43	79%	32%	45%	720	1,122	74	95	28%
Medical Malprac	35	34	-3%	33	38	15%	4	112%	47	46	-2%	44%	43%	1,410	1,415	108	108	0%
Name Change	219	236	8%	202	233	15%	-3	99%	0	0	0%	0%	0%	0	0	34	45	32%
Other Insurance	30	22	-27%	30	28	-7%	6	127%	10	9	-10%	37%	36%	375	432	27	25	-7%
Other MCL	0	0	0%	0	0	0%	0	100%	0	0	0%	0%	0%	0	0	0	0	0%
Other Track 1	194	199	3%	214	183	-14%	-16	92%	50	37	-26%	36%	25%	278	205	140	151	8%
Other Track 3	113	135	19%	105	150	43%	15	111%	49	36	-27%	29%	21%	503	262	170	174	2%
Other Track 4	8	16	100%	17	19	12%	3	119%	21	18	-14%	64%	56%	2,291	1,271	33	32	-3%
Personal Injury	615	660	7%	625	656	5%	-4	99%	335	252	-25%	32%	24%	589	414	1,053	1,048	0%
Prod Liability	11	5	-55%	12	11	-8%	6	220%	2	6	200%	11%	43%	185	1,440	19	14	-26%
Prof Malpractic	15	21	40%	18	27	50%	6	129%	29	16	-45%	60%	35%	1,832	873	48	46	-4%
PIP Coverage	14	12	-14%	15	11	-27%	-1	92%	1	1	0%	11%	11%	80	100	9	9	0%
Real Property	32	28	-13%	25	31	24%	3	111%	8	11	38%	27%	42%	274	400	30	26	-13%
Tort Other	142	117	-18%	123	150	22%	33	128%	55	38	-31%	30%	26%	420	345	183	147	-20%
Toxic Tort	1	0	-100%	1	1	0%	1	100%	0	1		0%	100%	0		2	1	-50%
UM/UIM Bod Inj	63	57	-10%	80	80	0%	23	140%	28	12	-57%	30%	18%	473	229	92	68	-26%
Total	4,322	4,571	6%	4,648	4,664	0%	93	102%	1,485	1,095	-26%	28%	21%	376	260	5,302	5,252	-1%

NOTE: Some Multicounty Litigation (MCL) cases were transferred in November 2014: Atlantic to Bergen = 8,935; Atlantic to Middlesex = 4,070.

CIVIL BACKLOG SUMMARY BY CASETYPE

May 2024

HUDSON

	Cases in Backlog															Total Backlog
	Track 1					Track 2				Track 3			Track 4			
	12 to 18 months	18 to 24 months	24 to 36 months	over 36 months	Total Track 1	18 to 24 months	24 to 36 months	over 36 months	Total Track 2	24 to 36 months	over 36 months	Total Track 3	24 to 36 months	over 36 months	Total Track 4	
Act on Neg Inst	0	0	0	0	0	0	0	0	0	0	0	0	0	0	0	0
Asbestos	0	0	0	0	0	0	0	0	0	0	0	0	0	0	0	0
Assault & Bat	0	0	0	0	0	1	0	0	1	11	5	16	0	0	0	17
Auto - Pers Inj	0	0	0	0	0	198	144	57	399	0	0	0	0	0	0	399
Auto - Property	0	0	0	0	0	2	1	0	3	0	0	0	0	0	0	3
Book Account	7	2	4	5	18	0	0	0	0	0	0	0	1	0	1	19
Civil Rights	0	0	0	0	0	1	1	0	2	1	2	3	0	0	0	5
Complex Comm	0	0	0	0	0	0	0	0	0	1	0	1	5	9	14	15
Condemnation	0	0	0	0	0	0	0	0	0	5	2	7	0	0	0	7
Construction	0	0	0	0	0	4	4	4	12	0	0	0	0	0	0	12
Contract/Comm	0	0	0	0	0	38	31	22	91	0	0	0	0	0	0	91
Employment	0	0	0	0	0	0	1	0	1	0	0	0	0	0	0	1
Lieu of P. Writ	0	0	0	0	0	0	0	0	0	0	0	0	14	29	43	43
Medical Malprac	0	0	0	0	0	0	0	0	0	18	28	46	0	0	0	46
Name Change	0	0	0	0	0	0	0	0	0	0	0	0	0	0	0	0
Other Insurance	5	0	2	2	9	0	0	0	0	0	0	0	0	0	0	9
Other MCL	0	0	0	0	0	0	0	0	0	0	0	0	0	0	0	0
Other Track 1	11	8	5	12	36	0	1	0	1	0	0	0	0	0	0	37
Other Track 3	0	0	0	0	0	0	0	0	0	16	20	36	0	0	0	36
Other Track 4	0	0	0	0	0	0	0	0	0	0	0	0	5	13	18	18
Personal Injury	0	0	0	0	0	127	92	33	252	0	0	0	0	0	0	252
Prod Liability	0	0	0	0	0	0	0	0	0	5	1	6	0	0	0	6
Prof Malpractic	0	0	0	0	0	0	0	0	0	1	15	16	0	0	0	16
PIP Coverage	1	0	0	0	1	0	0	0	0	0	0	0	0	0	0	1
Real Property	7	2	0	2	11	0	0	0	0	0	0	0	0	0	0	11
Tort Other	0	0	0	0	0	14	18	6	38	0	0	0	0	0	0	38
Toxic Tort	0	0	0	0	0	0	0	0	0	1	0	1	0	0	0	1
UM/UIM Bod Inj	0	0	0	0	0	5	7	0	12	0	0	0	0	0	0	12
Total	31	12	11	21	75	390	300	122	812	59	73	132	25	51	76	1,095

NOTE: Some Multicounty Litigation (MCL) cases were transferred in November 2014: Atlantic to Bergen = 8,935; Atlantic to Middlesex = 4,070.

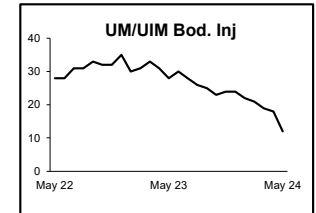
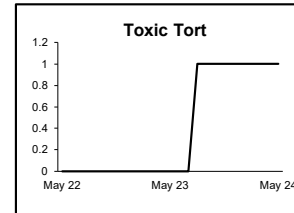
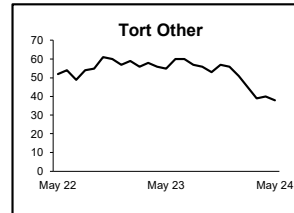
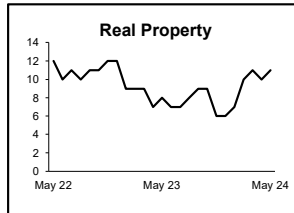
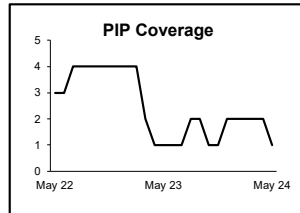
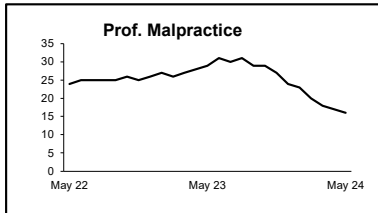
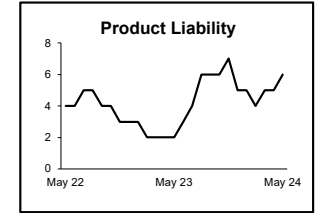
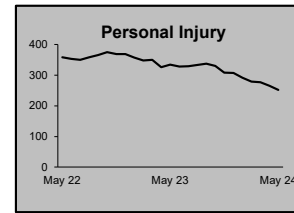
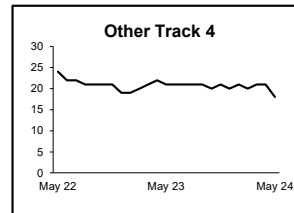
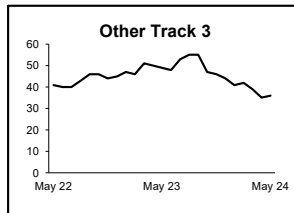
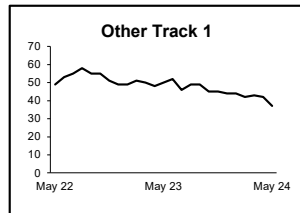
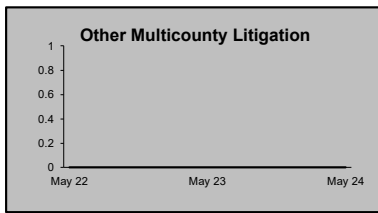
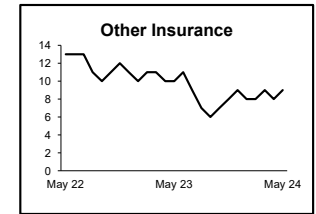
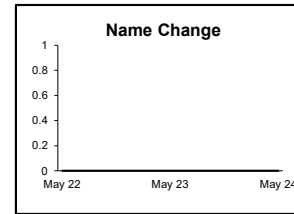
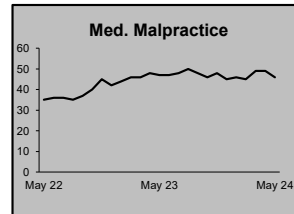
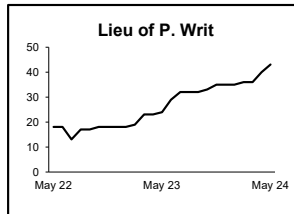
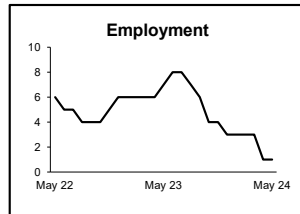
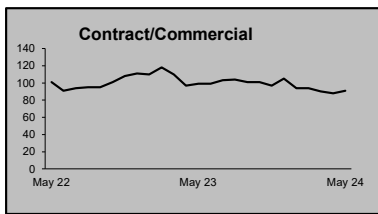
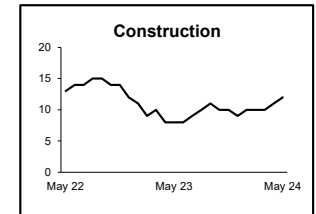
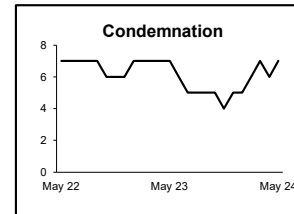
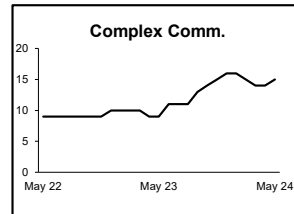
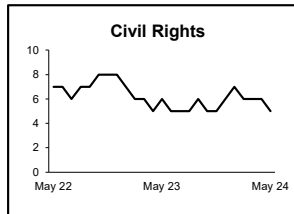
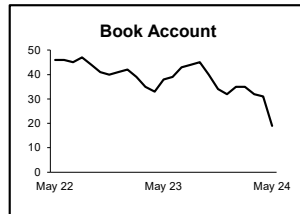
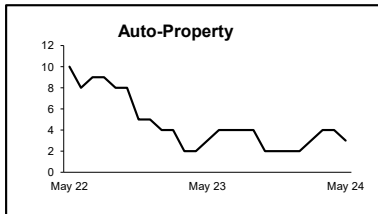
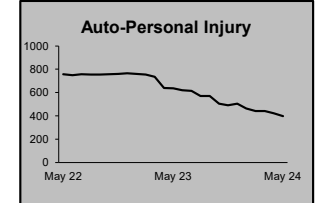
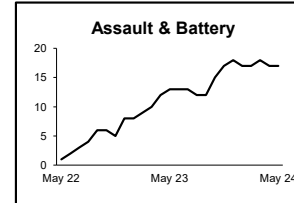
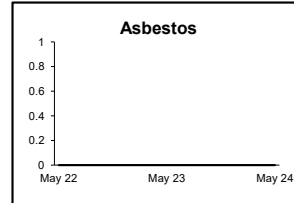
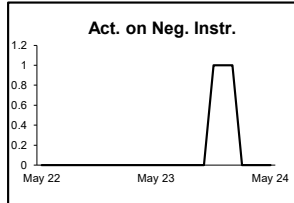
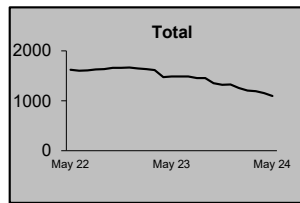
**CIVIL RESOLUTION SUMMARY BY CASETYPE
JULY 2023 - MAY 2024
HUDSON**

	Trial			Summary					Total	Percent resolved by						Monthly Resolutions
	Jury	Nonjury	Total	Judgment	Settlement	Default Judgment	Dismiss	Other		Trial	Sum Jud	Settle	Default J	Dismiss	Other	
Act on Neg Inst	0	0	0	0	2	1	0	1	4	0%	0%	50%	25%	0%	25%	
Asbestos	0	0	0	0	0	0	0	0	0	0%	0%	0%	0%	0%	0%	
Assault & Bat	0	0	0	0	9	1	9	0	19	0%	0%	47%	5%	47%	0%	
Auto - Pers Inj	9	1	10	10	1,272	11	474	70	1,847	1%	1%	69%	1%	26%	4%	
Auto - Property	0	0	0	0	19	25	25	0	69	0%	0%	28%	36%	36%	0%	
Book Account	1	3	4	3	110	133	161	4	415	1%	1%	27%	32%	39%	1%	
Civil Rights	1	0	1	1	3	0	5	2	12	8%	8%	25%	0%	42%	17%	
Complex Commerc	0	0	0	0	5	1	6	2	14	0%	0%	36%	7%	43%	14%	
Condemnation	0	0	0	0	9	0	3	20	32	0%	0%	28%	0%	9%	63%	
Construction	0	0	0	0	10	1	10	1	22	0%	0%	45%	5%	45%	5%	
Contract/Commer	3	4	7	10	178	128	222	26	571	1%	2%	31%	22%	39%	5%	
Employment	0	0	0	1	7	1	6	3	18	0%	6%	39%	6%	33%	17%	
Lieu of P. Writ	0	0	0	2	8	1	11	1	23	0%	9%	35%	4%	48%	4%	
Medical Malprac	0	0	0	1	25	1	10	1	38	0%	3%	66%	3%	26%	3%	
Name Change	0	0	0	0	0	0	1	232	233	0%	0%	0%	0%	0%	100%	
Other Insurance	1	0	1	0	12	1	10	4	28	4%	0%	43%	4%	36%	14%	
Other MCL	0	0	0	0	0	0	0	0	0	0%	0%	0%	0%	0%	0%	
Other Track 1	2	2	4	2	66	12	43	56	183	2%	1%	36%	7%	23%	31%	
Other Track 3	1	1	2	4	76	1	33	34	150	1%	3%	51%	1%	22%	23%	
Other Track 4	0	0	0	0	10	4	2	3	19	0%	0%	53%	21%	11%	16%	
Personal Injury	6	1	7	27	435	7	141	39	656	1%	4%	66%	1%	21%	6%	
Prod Liability	0	0	0	0	7	0	2	2	11	0%	0%	64%	0%	18%	18%	
Prof Malpractic	2	0	2	3	14	0	7	1	27	7%	11%	52%	0%	26%	4%	
PIP Coverage	0	0	0	1	5	0	4	1	11	0%	9%	45%	0%	36%	9%	
Real Property	0	0	0	0	8	3	17	3	31	0%	0%	26%	10%	55%	10%	
Tort Other	2	0	2	2	57	4	77	8	150	1%	1%	38%	3%	51%	5%	
Toxic Tort	0	0	0	0	1	0	0	0	1	0%	0%	100%	0%	0%	0%	
UM/UIM Bod Inj	1	0	1	1	60	1	16	1	80	1%	1%	75%	1%	20%	1%	
Total	29	12	41	68	2,408	337	1,295	515	4,664	1%	1%	52%	7%	28%	11%	

NOTE: Some Multicounty Litigation (MCL) cases were transferred in November 2014: Atlantic to Bergen = 8,935; Atlantic to Middlesex = 4,070.

**CIVIL BACKLOG BY CASETYPE
MAY 2024
HUDSON**

	Total	Backlog	% chg
May 22		1,618	
May 23		1,485	-8%
May 24		1,095	-26%



1) Casetypes with the state's largest backlogs are highlighted.

2) Some Multicounty Litigation (MCL) cases were transferred in November 2014: Atlantic to Bergen = 8,935; Atlantic to Middlesex = 4,070.

CIVIL CASELOAD SUMMARY BY CASETYPE
JULY 2023 - MAY 2024
HUNTERDON

	Filings			Resolutions			Clearance		Backlog			Backlog Percent		Backlog Per 100 Monthly Filings		Active Pending		
	Jul 2022 to May 2023	Jul 2023 to May 2024	percent change	Jul 2022 to May 2023	Jul 2023 to May 2024	percent change	Jul 2023 - May 2024		May 2023	May 2024	percent change	May 2023	May 2024	May 2023	May 2024	May 2023	May 2024	percent change
							number	percent										
Act on Neg Inst	3	2	-33%	4	2	-50%	0	100%	1	2	100%	50%	100%	300	1,200	2	2	0%
Asbestos	0	0	0%	0	0	0%	0	100%	0	0	0%	0%	0%	0	0	0	0	0%
Assault & Bat	3	0	-100%	1	0	-100%	0	100%	2	9	350%	15%	75%	800		13	12	-8%
Auto - Pers Inj	55	74	35%	67	58	-13%	-16	78%	42	33	-21%	40%	27%	775	489	104	121	16%
Auto - Property	5	10	100%	6	4	-33%	-6	40%	3	1	-67%	75%	10%	720	109	4	10	150%
Book Account	47	86	83%	70	72	3%	-14	84%	6	9	50%	18%	16%	129	110	34	56	65%
Civil Rights	8	9	13%	5	4	-20%	-5	44%	1	12	>999%	6%	60%	150	1,600	16	20	25%
Complex Comm	4	1	-75%	2	1	-50%	0	100%	2	3	50%	22%	33%	600	3,600	9	9	0%
Condemnation	0	1		0	1		0	100%	0	0	0%	0%	0%	0	0	0	0	0%
Construction	4	8	100%	3	5	67%	-3	63%	0	1		0%	10%	0	150	8	10	25%
Contract/Comm	75	90	20%	78	82	5%	-8	91%	16	17	6%	21%	21%	216	206	75	81	8%
Employment	5	4	-20%	3	2	-33%	-2	50%	0	0	0%	0%	0%	0	0	2	4	100%
Lieu of P. Writ	7	2	-71%	5	4	-20%	2	200%	3	3	0%	30%	33%	400	1,200	10	9	-10%
Medical Malprac	6	3	-50%	6	2	-67%	-1	67%	21	19	-10%	75%	63%	4,200	4,560	28	30	7%
Name Change	78	59	-24%	75	57	-24%	-2	97%	0	0	0%	0%	0%	0	0	18	15	-17%
Other Insurance	5	1	-80%	5	3	-40%	2	300%	2	0	-100%	50%	0%	400	0	4	1	-75%
Other MCL	0	1		0	0	0%	-1	0%	0	0	0%	0%	0%	0	0	0	0	0%
Other Track 1	39	36	-8%	37	25	-32%	-11	69%	3	4	33%	15%	14%	88	126	20	28	40%
Other Track 3	22	17	-23%	24	19	-21%	2	112%	8	10	25%	21%	29%	384	667	38	34	-11%
Other Track 4	4	1	-75%	2	2	0%	1	200%	3	4	33%	50%	80%	900	4,800	6	5	-17%
Personal Injury	42	36	-14%	37	42	14%	6	117%	34	29	-15%	40%	38%	850	892	86	77	-10%
Prod Liability	5	3	-40%	2	10	400%	7	333%	1	0	-100%	17%	0%	240	0	6	1	-83%
Prof Malpractic	5	5	0%	4	10	150%	5	200%	6	4	-33%	40%	33%	1,440	960	15	12	-20%
PIP Coverage	2	1	-50%	1	0	-100%	-1	0%	0	0	0%	0%	0%	0	0	1	1	0%
Real Property	4	7	75%	6	3	-50%	-4	43%	3	3	0%	75%	43%	900	514	4	7	75%
Tort Other	14	13	-7%	13	10	-23%	-3	77%	8	9	13%	36%	43%	600	831	22	21	-5%
Toxic Tort	1	3	200%	1	1	0%	-2	33%	0	0	0%	0%	0%	0	0	0	2	
UM/UIM Bod Inj	2	5	150%	2	6	200%	1	120%	5	3	-40%	63%	43%	2,000	720	8	7	-13%
Total	445	478	7%	459	425	-7%	-53	89%	170	175	3%	32%	30%	406	403	533	575	8%

NOTE: Some Multicounty Litigation (MCL) cases were transferred in November 2014: Atlantic to Bergen = 8,935; Atlantic to Middlesex = 4,070.

CIVIL BACKLOG SUMMARY BY CASETYPE

May 2024

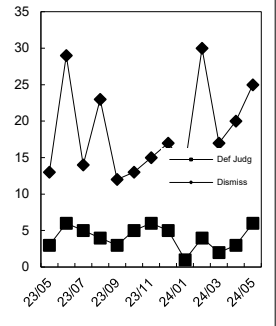
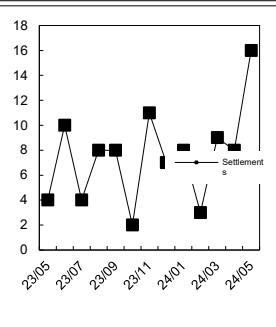
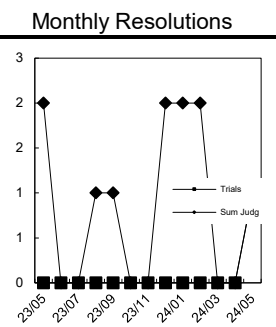
HUNTERDON

	Cases in Backlog															Total Backlog
	Track 1					Track 2				Track 3			Track 4			
	12 to 18 months	18 to 24 months	24 to 36 months	over 36 months	Total Track 1	18 to 24 months	24 to 36 months	over 36 months	Total Track 2	24 to 36 months	over 36 months	Total Track 3	24 to 36 months	over 36 months	Total Track 4	
Act on Neg Inst	1	0	1	0	2	0	0	0	0	0	0	0	0	0	0	2
Asbestos	0	0	0	0	0	0	0	0	0	0	0	0	0	0	0	0
Assault & Bat	0	0	0	0	0	0	0	0	0	8	1	9	0	0	0	9
Auto - Pers Inj	0	0	0	0	0	9	10	14	33	0	0	0	0	0	0	33
Auto - Property	0	0	0	0	0	1	0	0	1	0	0	0	0	0	0	1
Book Account	2	4	1	2	9	0	0	0	0	0	0	0	0	0	0	9
Civil Rights	0	0	0	0	0	0	0	0	0	11	1	12	0	0	0	12
Complex Comm	0	0	0	0	0	0	0	0	0	0	0	0	2	1	3	3
Condemnation	0	0	0	0	0	0	0	0	0	0	0	0	0	0	0	0
Construction	0	0	0	0	0	0	1	0	1	0	0	0	0	0	0	1
Contract/Comm	0	0	0	0	0	2	10	5	17	0	0	0	0	0	0	17
Employment	0	0	0	0	0	0	0	0	0	0	0	0	0	0	0	0
Lieu of P. Writ	0	0	0	0	0	0	0	0	0	0	0	0	1	2	3	3
Medical Malprac	0	0	0	0	0	0	0	0	0	1	18	19	0	0	0	19
Name Change	0	0	0	0	0	0	0	0	0	0	0	0	0	0	0	0
Other Insurance	0	0	0	0	0	0	0	0	0	0	0	0	0	0	0	0
Other MCL	0	0	0	0	0	0	0	0	0	0	0	0	0	0	0	0
Other Track 1	1	1	2	0	4	0	0	0	0	0	0	0	0	0	0	4
Other Track 3	0	0	0	0	0	0	0	0	0	5	5	10	0	0	0	10
Other Track 4	0	0	0	0	0	0	0	0	0	0	0	0	1	3	4	4
Personal Injury	0	0	0	0	0	9	10	10	29	0	0	0	0	0	0	29
Prod Liability	0	0	0	0	0	0	0	0	0	0	0	0	0	0	0	0
Prof Malpractic	0	0	0	0	0	0	0	0	0	2	2	4	0	0	0	4
PIP Coverage	0	0	0	0	0	0	0	0	0	0	0	0	0	0	0	0
Real Property	0	1	2	0	3	0	0	0	0	0	0	0	0	0	0	3
Tort Other	0	0	0	0	0	0	5	4	9	0	0	0	0	0	0	9
Toxic Tort	0	0	0	0	0	0	0	0	0	0	0	0	0	0	0	0
UM/UIM Bod Inj	0	0	0	0	0	1	1	1	3	0	0	0	0	0	0	3
Total	4	6	6	2	18	22	37	34	93	27	27	54	4	6	10	175

NOTE: Some Multicounty Litigation (MCL) cases were transferred in November 2014: Atlantic to Bergen = 8,935; Atlantic to Middlesex = 4,070.

**CIVIL RESOLUTION SUMMARY BY CASETYPE
JULY 2023 - MAY 2024
HUNTERDON**

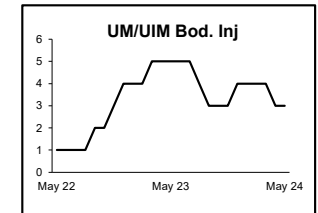
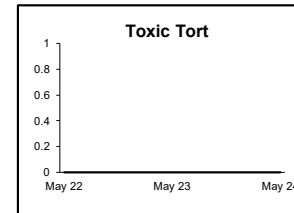
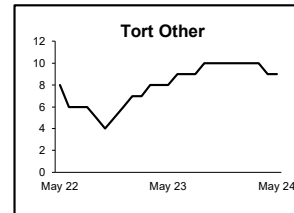
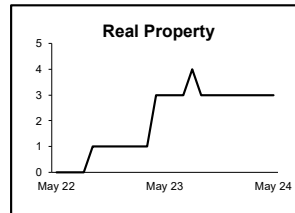
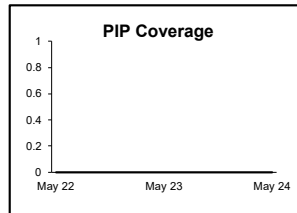
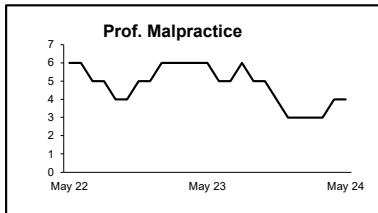
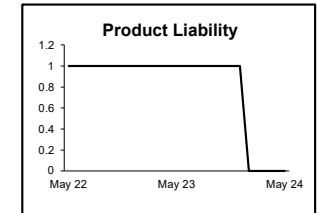
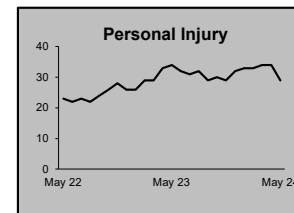
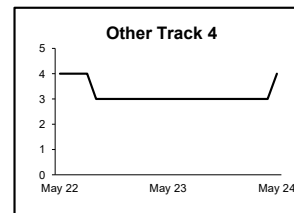
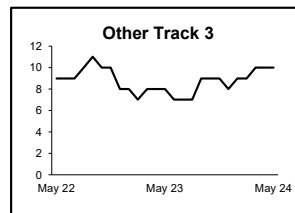
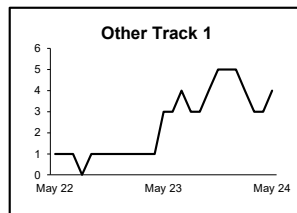
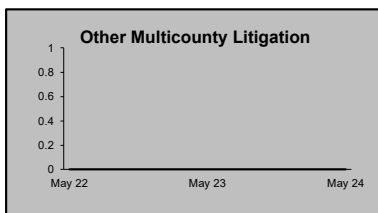
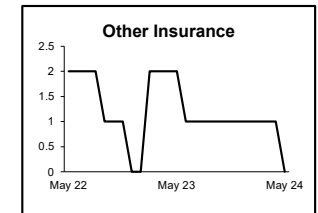
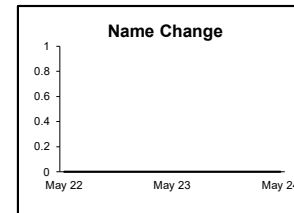
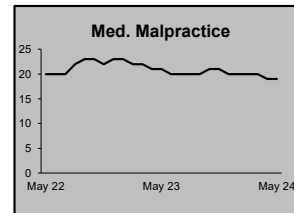
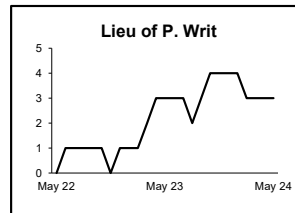
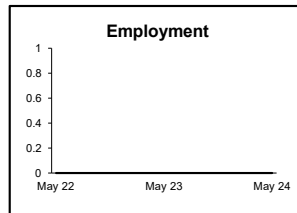
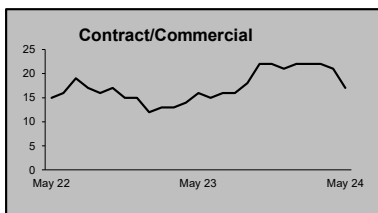
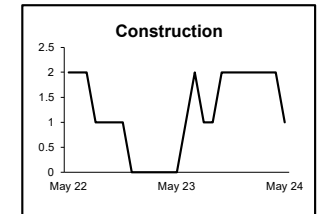
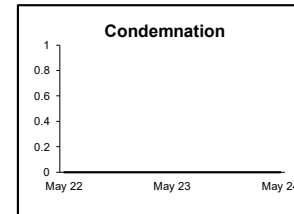
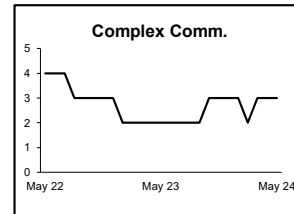
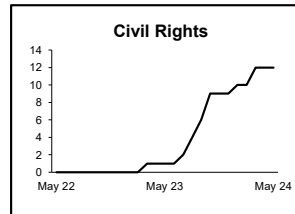
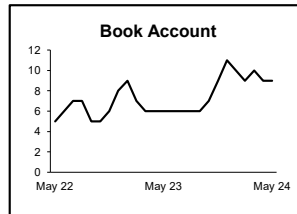
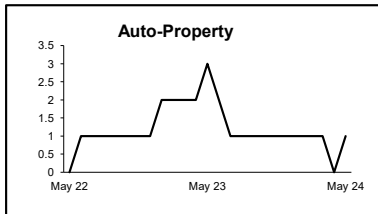
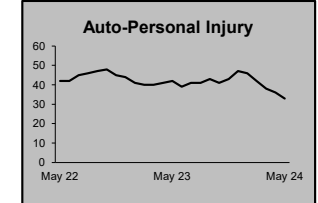
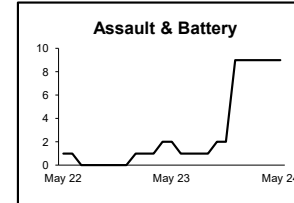
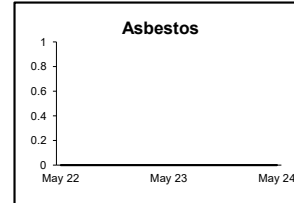
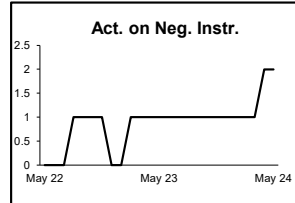
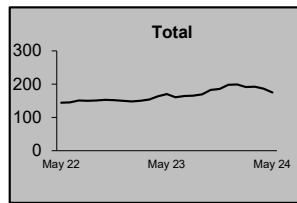
	Trial			Summary					Total	Percent resolved by						Monthly Resolutions
	Jury	Nonjury	Total	Judgment	Settlement	Default Judgment	Dismiss	Other		Trial	Sum Jud	Settle	Default J	Dismiss	Other	
Act on Neg Inst	0	0	0	0	0	0	2	0	2	0%	0%	0%	0%	100%	0%	
Asbestos	0	0	0	0	0	0	0	0	0	0%	0%	0%	0%	0%	0%	
Assault & Bat	0	0	0	0	0	0	0	0	0	0%	0%	0%	0%	0%	0%	
Auto - Pers Inj	0	0	0	0	15	1	39	3	58	0%	0%	26%	2%	67%	5%	
Auto - Property	0	0	0	0	0	1	2	1	4	0%	0%	0%	25%	50%	25%	
Book Account	0	0	0	5	18	19	28	2	72	0%	7%	25%	26%	39%	3%	
Civil Rights	0	0	0	0	0	0	4	0	4	0%	0%	0%	0%	100%	0%	
Complex Commerc	0	0	0	0	0	0	1	0	1	0%	0%	0%	0%	100%	0%	
Condemnation	0	0	0	0	0	1	0	0	1	0%	0%	0%	100%	0%	0%	
Construction	0	0	0	1	0	2	2	0	5	0%	20%	0%	40%	40%	0%	
Contract/Commer	1	0	1	2	11	18	43	7	82	1%	2%	13%	22%	52%	9%	
Employment	0	0	0	0	0	0	2	0	2	0%	0%	0%	0%	100%	0%	
Lieu of P. Writ	0	0	0	0	0	0	4	0	4	0%	0%	0%	0%	100%	0%	
Medical Malprac	0	0	0	0	0	0	2	0	2	0%	0%	0%	0%	100%	0%	
Name Change	0	0	0	0	0	0	6	51	57	0%	0%	0%	0%	11%	89%	
Other Insurance	0	0	0	0	1	0	2	0	3	0%	0%	33%	0%	67%	0%	
Other MCL	0	0	0	0	0	0	0	0	0	0%	0%	0%	0%	0%	0%	
Other Track 1	0	0	0	1	5	0	10	9	25	0%	4%	20%	0%	40%	36%	
Other Track 3	0	0	0	0	6	0	7	6	19	0%	0%	32%	0%	37%	32%	
Other Track 4	0	0	0	0	0	1	1	0	2	0%	0%	0%	50%	50%	0%	
Personal Injury	0	0	0	0	18	0	22	2	42	0%	0%	43%	0%	52%	5%	
Prod Liability	0	0	0	0	1	0	5	4	10	0%	0%	10%	0%	50%	40%	
Prof Malpractic	0	0	0	0	4	0	6	0	10	0%	0%	40%	0%	60%	0%	
PIP Coverage	0	0	0	0	0	0	0	0	0	0%	0%	0%	0%	0%	0%	
Real Property	0	0	0	0	1	0	2	0	3	0%	0%	33%	0%	67%	0%	
Tort Other	0	0	0	0	1	1	7	1	10	0%	0%	10%	10%	70%	10%	
Toxic Tort	0	0	0	0	0	0	0	1	1	0%	0%	0%	0%	0%	100%	
UM/UIM Bod Inj	0	0	0	0	3	0	3	0	6	0%	0%	50%	0%	50%	0%	
Total	1	0	1	9	84	44	200	87	425	0%	2%	20%	10%	47%	20%	



NOTE: Some Multicounty Litigation (MCL) cases were transferred in November 2014: Atlantic to Bergen = 8,935; Atlantic to Middlesex = 4,070.

**CIVIL BACKLOG BY CASETYPE
MAY 2024
HUNTERDON**

	Total	Backlog	% chg
May 22		144	
May 23		170	18%
May 24		175	3%



1) Casetypes with the state's largest backlogs are highlighted.

2) Some Multicounty Litigation (MCL) cases were transferred in November 2014: Atlantic to Bergen = 8,935; Atlantic to Middlesex = 4,070.

CIVIL CASELOAD SUMMARY BY CASETYPE
JULY 2023 - MAY 2024
MERCER

	Filings			Resolutions			Clearance		Backlog			Backlog Percent		Backlog Per 100 Monthly Filings		Active Pending		
	Jul 2022 to May 2023	Jul 2023 to May 2024	percent change	Jul 2022 to May 2023	Jul 2023 to May 2024	percent change	Jul 2023 - May 2024		May 2023	May 2024	percent change	May 2023	May 2024	May 2023	May 2024	May 2023	May 2024	percent change
							number	percent										
Act on Neg Inst	4	4	0%	3	7	133%	3	175%	0	0	0%	0%	0%	0	0	3	1	-67%
Asbestos	0	0	0%	0	0	0%	0	100%	0	0	0%	0%	0%	0	0	0	0	0%
Assault & Bat	11	9	-18%	6	9	50%	0	100%	33	84	155%	33%	85%	3,046	11,200	101	99	-2%
Auto - Pers Inj	631	595	-6%	707	667	-6%	72	112%	263	195	-26%	30%	25%	463	360	877	792	-10%
Auto - Property	33	53	61%	47	38	-19%	-15	72%	2	4	100%	9%	10%	71	84	22	39	77%
Book Account	249	290	16%	237	250	5%	-40	86%	3	3	0%	2%	2%	13	12	134	165	23%
Civil Rights	43	39	-9%	33	39	18%	0	100%	28	56	100%	30%	61%	730	1,563	92	92	0%
Complex Comm	19	9	-53%	8	13	63%	4	144%	8	10	25%	29%	43%	505	1,200	28	23	-18%
Condemnation	4	0	-100%	2	1	-50%	1	100%	2	2	0%	50%	67%	600		4	3	-25%
Construction	16	20	25%	14	20	43%	0	100%	8	12	50%	28%	46%	505	720	29	26	-10%
Contract/Comm	273	344	26%	238	366	54%	22	106%	39	32	-18%	15%	12%	161	96	257	266	4%
Employment	16	14	-13%	9	17	89%	3	121%	4	4	0%	22%	29%	267	282	18	14	-22%
Lieu of P. Writ	14	24	71%	27	19	-30%	-5	79%	4	1	-75%	31%	6%	320	44	13	16	23%
Medical Malprac	32	49	53%	51	38	-25%	-11	78%	45	45	0%	45%	40%	1,500	1,059	100	112	12%
Name Change	122	100	-18%	114	94	-18%	-6	94%	0	0	0%	0%	0%	0	0	23	20	-13%
Other Insurance	18	14	-22%	21	14	-33%	0	100%	4	5	25%	21%	25%	218	375	19	20	5%
Other MCL	3	6	100%	3	6	100%	0	100%	0	0	0%	0%	0%	0	0	0	0	0%
Other Track 1	186	216	16%	193	204	6%	-12	94%	32	34	6%	24%	23%	186	177	133	148	11%
Other Track 3	139	156	12%	125	120	-4%	-36	77%	70	61	-13%	32%	24%	556	438	218	257	18%
Other Track 4	16	21	31%	19	23	21%	2	110%	8	6	-25%	36%	29%	565	327	22	21	-5%
Personal Injury	296	284	-4%	309	285	-8%	1	100%	150	210	40%	28%	38%	573	826	545	546	0%
Prod Liability	12	5	-58%	11	6	-45%	1	120%	1	1	0%	9%	11%	100	240	11	9	-18%
Prof Malpractic	22	23	5%	21	28	33%	5	122%	21	14	-33%	43%	30%	1,145	600	49	46	-6%
PIP Coverage	6	4	-33%	5	5	0%	1	125%	0	1		0%	25%	0	200	5	4	-20%
Real Property	8	7	-13%	8	13	63%	6	186%	2	0	-100%	22%	0%	240	0	9	2	-78%
Tort Other	75	68	-9%	73	81	11%	13	119%	42	58	38%	35%	53%	600	980	121	110	-9%
Toxic Tort	1	0	-100%	0	1		1	100%	1	2	100%	25%	67%	1,200		4	3	-25%
UM/UIM Bod Inj	44	50	14%	51	55	8%	5	110%	13	11	-15%	19%	17%	312	236	68	64	-6%
Total	2,293	2,404	5%	2,335	2,419	4%	15	101%	783	851	9%	27%	29%	376	390	2,905	2,898	0%

NOTE: Some Multicounty Litigation (MCL) cases were transferred in November 2014: Atlantic to Bergen = 8,935; Atlantic to Middlesex = 4,070.

CIVIL BACKLOG SUMMARY BY CASETYPE

May 2024

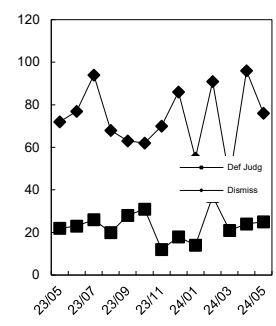
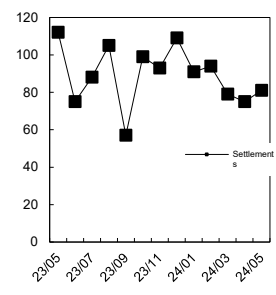
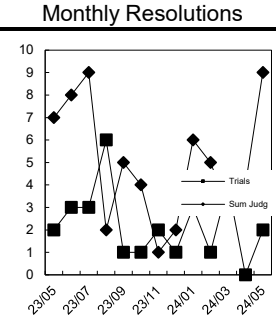
MERCER

	Cases in Backlog															Total Backlog
	Track 1					Track 2				Track 3			Track 4			
	12 to 18 months	18 to 24 months	24 to 36 months	over 36 months	Total Track 1	18 to 24 months	24 to 36 months	over 36 months	Total Track 2	24 to 36 months	over 36 months	Total Track 3	24 to 36 months	over 36 months	Total Track 4	
Act on Neg Inst	0	0	0	0	0	0	0	0	0	0	0	0	0	0	0	0
Asbestos	0	0	0	0	0	0	0	0	0	0	0	0	0	0	0	0
Assault & Bat	0	0	0	0	0	0	0	0	0	54	30	84	0	0	0	84
Auto - Pers Inj	0	0	0	0	0	73	79	42	194	0	1	1	0	0	0	195
Auto - Property	0	0	0	0	0	2	2	0	4	0	0	0	0	0	0	4
Book Account	0	0	0	0	0	1	2	0	3	0	0	0	0	0	0	3
Civil Rights	0	0	0	0	0	0	0	0	0	33	20	53	0	3	3	56
Complex Comm	0	0	0	0	0	0	0	0	0	0	0	0	4	6	10	10
Condemnation	0	0	0	1	1	0	0	0	0	0	1	1	0	0	0	2
Construction	0	0	0	0	0	3	4	5	12	0	0	0	0	0	0	12
Contract/Comm	0	0	0	0	0	8	11	13	32	0	0	0	0	0	0	32
Employment	0	0	0	0	0	1	2	1	4	0	0	0	0	0	0	4
Lieu of P. Writ	0	0	0	0	0	0	0	0	0	0	0	0	0	1	1	1
Medical Malprac	0	0	0	0	0	0	0	0	0	19	26	45	0	0	0	45
Name Change	0	0	0	0	0	0	0	0	0	0	0	0	0	0	0	0
Other Insurance	0	0	0	0	0	1	3	1	5	0	0	0	0	0	0	5
Other MCL	0	0	0	0	0	0	0	0	0	0	0	0	0	0	0	0
Other Track 1	1	1	3	0	5	5	3	1	9	2	17	19	0	1	1	34
Other Track 3	0	0	0	0	0	0	0	0	0	21	40	61	0	0	0	61
Other Track 4	0	0	0	0	0	0	0	0	0	0	0	0	3	3	6	6
Personal Injury	0	0	0	0	0	54	57	28	139	47	24	71	0	0	0	210
Prod Liability	0	0	0	0	0	0	0	0	0	1	0	1	0	0	0	1
Prof Malpractic	0	0	0	0	0	0	0	0	0	7	7	14	0	0	0	14
PIP Coverage	0	0	0	0	0	0	1	0	1	0	0	0	0	0	0	1
Real Property	0	0	0	0	0	0	0	0	0	0	0	0	0	0	0	0
Tort Other	0	0	0	0	0	7	8	5	20	15	23	38	0	0	0	58
Toxic Tort	0	0	0	0	0	0	0	0	0	1	1	2	0	0	0	2
UM/UIM Bod Inj	0	0	0	0	0	5	6	0	11	0	0	0	0	0	0	11
Total	1	1	3	1	6	160	178	96	434	200	190	390	7	14	21	851

NOTE: Some Multicounty Litigation (MCL) cases were transferred in November 2014: Atlantic to Bergen = 8,935; Atlantic to Middlesex = 4,070.

**CIVIL RESOLUTION SUMMARY BY CASETYPE
JULY 2023 - MAY 2024
MERCER**

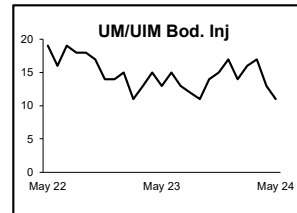
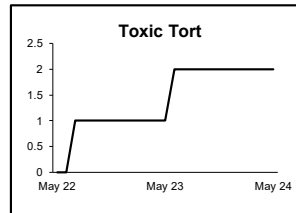
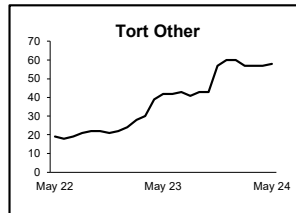
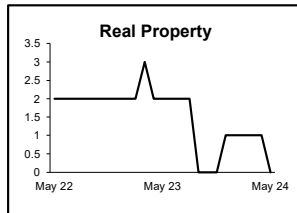
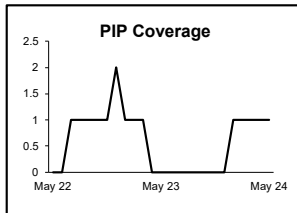
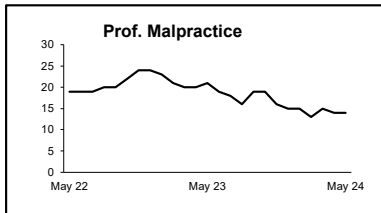
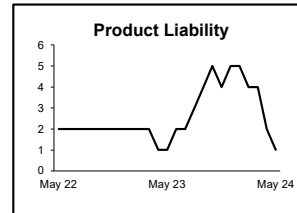
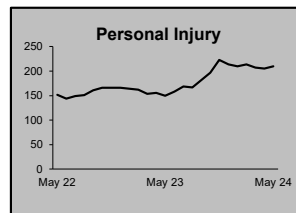
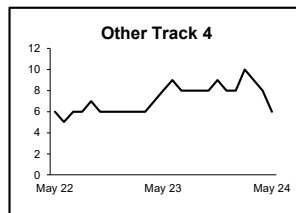
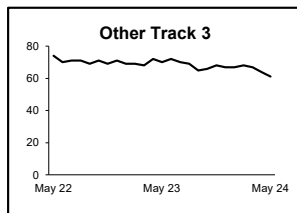
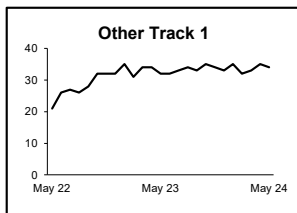
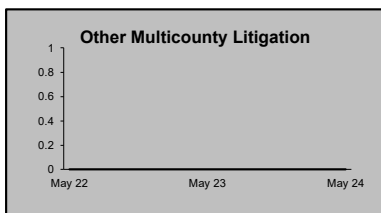
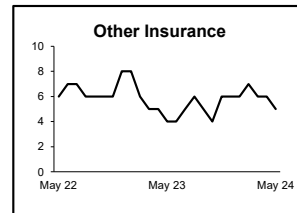
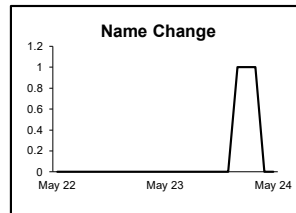
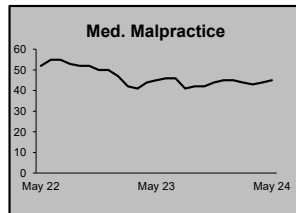
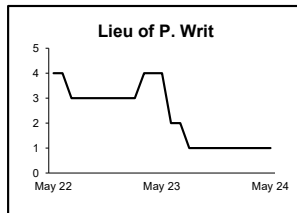
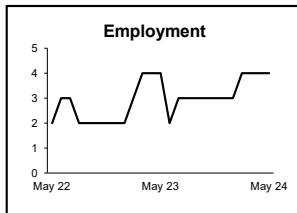
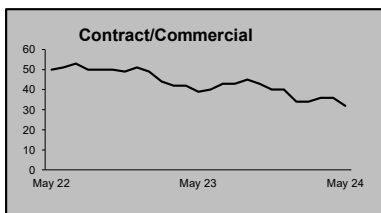
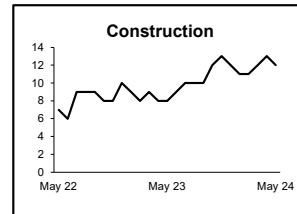
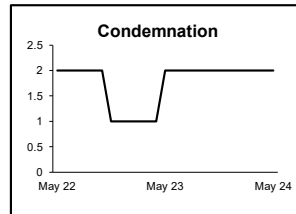
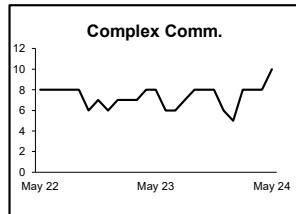
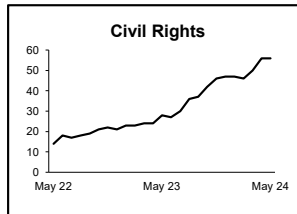
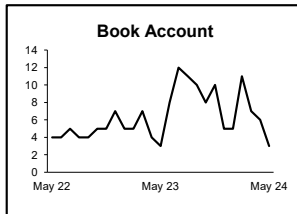
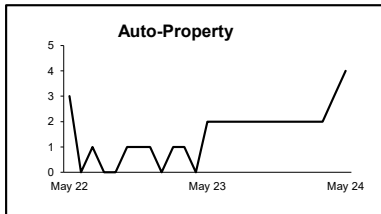
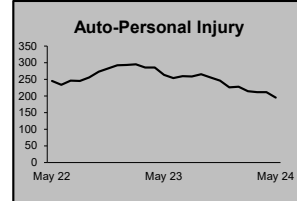
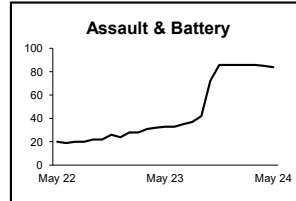
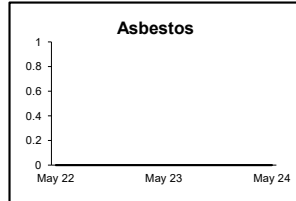
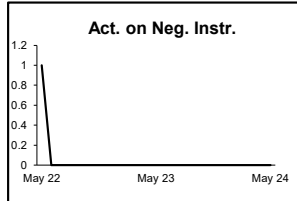
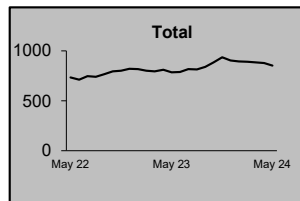
	Trial			Summary					Total	Percent resolved by						Monthly Resolutions
	Jury	Nonjury	Total	Judgment	Settlement	Default Judgment	Dismiss	Other		Trial	Sum Jud	Settle	Default J	Dismiss	Other	
Act on Neg Inst	0	0	0	0	1	3	2	1	7	0%	0%	14%	43%	29%	14%	
Asbestos	0	0	0	0	0	0	0	0	0	0%	0%	0%	0%	0%	0%	
Assault & Bat	0	0	0	0	6	0	2	1	9	0%	0%	67%	0%	22%	11%	
Auto - Pers Inj	8	0	8	9	398	11	219	22	667	1%	1%	60%	2%	33%	3%	
Auto - Property	0	0	0	0	8	21	8	1	38	0%	0%	21%	55%	21%	3%	
Book Account	0	1	1	7	59	108	72	3	250	0%	3%	24%	43%	29%	1%	
Civil Rights	0	0	0	2	4	0	27	6	39	0%	5%	10%	0%	69%	15%	
Complex Commerc	0	0	0	0	9	0	3	1	13	0%	0%	69%	0%	23%	8%	
Condemnation	0	0	0	0	1	0	0	0	1	0%	0%	100%	0%	0%	0%	
Construction	0	0	0	0	7	6	6	1	20	0%	0%	35%	30%	30%	5%	
Contract/Commer	1	3	4	12	86	63	146	55	366	1%	3%	23%	17%	40%	15%	
Employment	0	1	1	1	5	0	7	3	17	6%	6%	29%	0%	41%	18%	
Lieu of P. Writ	0	0	0	0	1	0	16	2	19	0%	0%	5%	0%	84%	11%	
Medical Malprac	0	0	0	1	22	0	13	2	38	0%	3%	58%	0%	34%	5%	
Name Change	0	0	0	0	0	0	2	92	94	0%	0%	0%	0%	2%	98%	
Other Insurance	0	2	2	2	2	0	6	2	14	14%	14%	14%	0%	43%	14%	
Other MCL	0	0	0	0	0	0	0	6	6	0%	0%	0%	0%	0%	100%	
Other Track 1	0	1	1	1	51	6	86	59	204	0%	0%	25%	3%	42%	29%	
Other Track 3	0	0	0	5	55	2	39	19	120	0%	4%	46%	2%	33%	16%	
Other Track 4	0	0	0	1	4	5	11	2	23	0%	4%	17%	22%	48%	9%	
Personal Injury	3	1	4	4	172	10	77	18	285	1%	1%	60%	4%	27%	6%	
Prod Liability	0	0	0	0	2	1	3	0	6	0%	0%	33%	17%	50%	0%	
Prof Malpractic	0	0	0	1	17	0	7	3	28	0%	4%	61%	0%	25%	11%	
PIP Coverage	0	0	0	0	2	0	2	1	5	0%	0%	40%	0%	40%	20%	
Real Property	0	0	0	1	2	2	8	0	13	0%	8%	15%	15%	62%	0%	
Tort Other	1	1	2	3	26	17	23	10	81	2%	4%	32%	21%	28%	12%	
Toxic Tort	0	0	0	0	0	0	1	0	1	0%	0%	0%	0%	100%	0%	
UM/UIM Bod Inj	1	0	1	0	31	1	20	2	55	2%	0%	56%	2%	36%	4%	
Total	14	10	24	50	971	256	806	312	2,419	1%	2%	40%	11%	33%	13%	



NOTE: Some Multicounty Litigation (MCL) cases were transferred in November 2014: Atlantic to Bergen = 8,935; Atlantic to Middlesex = 4,070.

**CIVIL BACKLOG BY CASETYPE
MAY 2024
MERCER**

	Total	Backlog	% chg
May 22		732	
May 23		783	7%
May 24		851	9%



1) Casetypes with the state's largest backlogs are highlighted.

2) Some Multicounty Litigation (MCL) cases were transferred in November 2014: Atlantic to Bergen = 8,935; Atlantic to Middlesex = 4,070.

CIVIL CASELOAD SUMMARY BY CASETYPE
JULY 2023 - MAY 2024
MIDDLESEX

	Filings			Resolutions			Clearance		Backlog			Backlog Percent		Backlog Per 100 Monthly Filings		Active Pending		
	Jul 2022 to May 2023	Jul 2023 to May 2024	percent change	Jul 2022 to May 2023	Jul 2023 to May 2024	percent change	Jul 2023 - May 2024		May 2023	May 2024	percent change	May 2023	May 2024	May 2023	May 2024	May 2023	May 2024	percent change
							number	percent										
Act on Neg Inst	3	11	267%	9	8	-11%	-3	73%	0	0	0%	0%	0%	0	0	3	5	67%
Asbestos	166	173	4%	166	340	105%	167	197%	535	420	-21%	66%	63%	3,648	2,639	814	667	-18%
Assault & Bat	18	11	-39%	19	12	-37%	1	109%	20	34	70%	38%	67%	1,200	3,400	53	51	-4%
Auto - Pers Inj	2,682	2,887	8%	2,927	2,788	-5%	-99	97%	1,042	822	-21%	27%	21%	428	314	3,883	3,968	2%
Auto - Property	87	81	-7%	94	64	-32%	-17	79%	6	11	83%	10%	15%	76	153	59	75	27%
Book Account	500	647	29%	491	568	16%	-79	88%	10	19	90%	4%	5%	22	32	283	357	26%
Civil Rights	20	41	105%	21	23	10%	-18	56%	11	17	55%	31%	31%	574	464	35	54	54%
Complex Comm	37	17	-54%	33	28	-15%	11	165%	27	29	7%	44%	59%	810	1,933	61	49	-20%
Condemnation	21	27	29%	19	30	58%	3	111%	1	1	0%	6%	7%	44	39	16	15	-6%
Construction	23	29	26%	26	26	0%	-3	90%	12	8	-33%	33%	24%	576	310	36	33	-8%
Contract/Comm	771	910	18%	759	868	14%	-42	95%	52	53	2%	9%	8%	75	63	602	685	14%
Employment	31	37	19%	30	31	3%	-6	84%	7	6	-14%	21%	18%	263	185	33	34	3%
Lieu of P. Writ	27	34	26%	39	20	-49%	-14	59%	7	6	-14%	26%	13%	255	171	27	45	67%
Medical Malprac	145	88	-39%	119	113	-5%	25	128%	128	103	-20%	40%	36%	985	1,329	323	285	-12%
Name Change	241	262	9%	247	269	9%	7	103%	0	0	0%	0%	0%	0	0	28	25	-11%
Other Insurance	33	43	30%	30	45	50%	2	105%	9	5	-44%	28%	19%	270	130	32	27	-16%
Other MCL	70	26	-63%	461	67	-85%	41	258%	3,938	3,956	0%	97%	99%	56,257	169,543	4,055	3,989	-2%
Other Track 1	329	311	-5%	362	307	-15%	-4	99%	22	20	-9%	10%	11%	71	71	213	186	-13%
Other Track 3	190	270	42%	214	203	-5%	-67	75%	39	42	8%	15%	12%	232	169	263	338	29%
Other Track 4	21	9	-57%	30	15	-50%	6	167%	15	11	-27%	48%	50%	818	1,467	31	22	-29%
Personal Injury	987	964	-2%	918	969	6%	5	101%	421	390	-7%	27%	25%	475	442	1,538	1,542	0%
Prod Liability	95	29	-69%	37	32	-14%	3	110%	15	21	40%	13%	34%	170	741	120	62	-48%
Prof Malpractic	36	40	11%	45	43	-4%	3	108%	19	14	-26%	27%	19%	616	410	71	72	1%
PIP Coverage	18	18	0%	9	21	133%	3	117%	0	3		0%	27%	0	171	13	11	-15%
Real Property	14	24	71%	23	14	-39%	-10	58%	1	2	100%	14%	10%	71	77	7	20	186%
Tort Other	120	124	3%	146	126	-14%	2	102%	33	32	-3%	26%	24%	287	270	125	135	8%
Toxic Tort	4	3	-25%	3	2	-33%	-1	67%	2	0	-100%	40%	0%	600	0	5	8	60%
UM/UIM Bod Inj	193	178	-8%	222	204	-8%	26	115%	62	49	-21%	24%	21%	341	300	259	235	-9%
Total	6,882	7,294	6%	7,499	7,236	-4%	-58	99%	6,434	6,074	-6%	50%	47%	1,026	911	12,988	12,995	0%

NOTE: Some Multicounty Litigation (MCL) cases were transferred in November 2014: Atlantic to Bergen = 8,935; Atlantic to Middlesex = 4,070.

CIVIL BACKLOG SUMMARY BY CASETYPE

May 2024

MIDDLESEX

	Cases in Backlog															Total Backlog
	Track 1					Track 2				Track 3			Track 4			
	12 to 18 months	18 to 24 months	24 to 36 months	over 36 months	Total Track 1	18 to 24 months	24 to 36 months	over 36 months	Total Track 2	24 to 36 months	over 36 months	Total Track 3	24 to 36 months	over 36 months	Total Track 4	
Act on Neg Inst	0	0	0	0	0	0	0	0	0	0	0	0	0	0	0	0
Asbestos	0	0	0	0	0	0	0	0	0	0	0	0	87	333	420	420
Assault & Bat	0	0	0	0	0	0	0	0	0	15	19	34	0	0	0	34
Auto - Pers Inj	0	0	0	0	0	424	290	108	822	0	0	0	0	0	0	822
Auto - Property	0	0	0	0	0	6	3	2	11	0	0	0	0	0	0	11
Book Account	14	4	0	1	19	0	0	0	0	0	0	0	0	0	0	19
Civil Rights	0	0	0	0	0	0	0	0	0	10	7	17	0	0	0	17
Complex Comm	0	0	0	0	0	0	0	0	0	0	0	0	10	19	29	29
Condemnation	0	0	0	0	0	0	0	0	0	0	1	1	0	0	0	1
Construction	0	0	0	0	0	2	2	4	8	0	0	0	0	0	0	8
Contract/Comm	0	0	0	0	0	30	20	3	53	0	0	0	0	0	0	53
Employment	0	0	0	0	0	3	1	2	6	0	0	0	0	0	0	6
Lieu of P. Writ	0	0	0	0	0	0	0	0	0	0	0	0	3	3	6	6
Medical Malprac	0	0	0	0	0	0	0	0	0	50	53	103	0	0	0	103
Name Change	0	0	0	0	0	0	0	0	0	0	0	0	0	0	0	0
Other Insurance	2	1	2	0	5	0	0	0	0	0	0	0	0	0	0	5
Other MCL	0	0	0	0	0	0	0	0	0	0	0	0	80	3,876	3,956	3,956
Other Track 1	13	3	1	0	17	3	0	0	3	0	0	0	0	0	0	20
Other Track 3	0	0	0	0	0	0	0	0	0	37	5	42	0	0	0	42
Other Track 4	0	0	0	0	0	0	0	0	0	0	0	0	3	8	11	11
Personal Injury	0	0	0	0	0	177	158	55	390	0	0	0	0	0	0	390
Prod Liability	0	0	0	0	0	0	0	0	0	15	6	21	0	0	0	21
Prof Malpractic	0	0	0	0	0	0	0	0	0	8	6	14	0	0	0	14
PIP Coverage	3	0	0	0	3	0	0	0	0	0	0	0	0	0	0	3
Real Property	1	0	1	0	2	0	0	0	0	0	0	0	0	0	0	2
Tort Other	0	0	0	0	0	11	17	4	32	0	0	0	0	0	0	32
Toxic Tort	0	0	0	0	0	0	0	0	0	0	0	0	0	0	0	0
UM/UIM Bod Inj	0	0	0	0	0	22	18	9	49	0	0	0	0	0	0	49
Total	33	8	4	1	46	678	509	187	1,374	135	97	232	183	4,239	4,422	6,074

NOTE: Some Multicounty Litigation (MCL) cases were transferred in November 2014: Atlantic to Bergen = 8,935; Atlantic to Middlesex = 4,070.

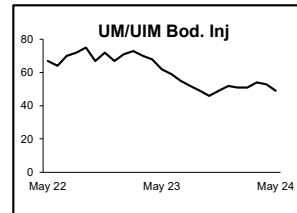
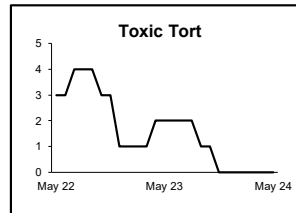
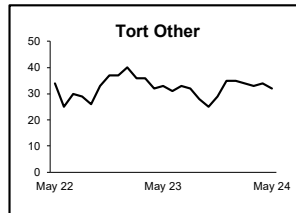
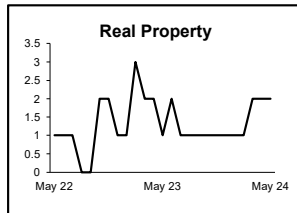
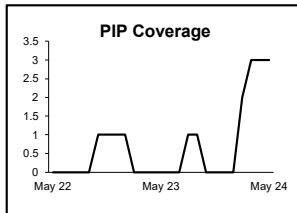
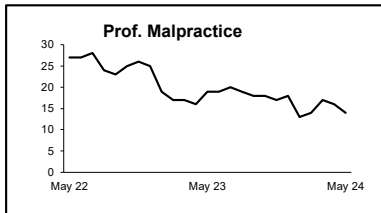
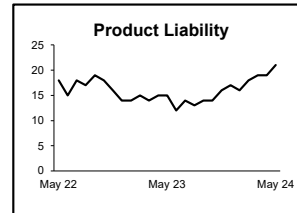
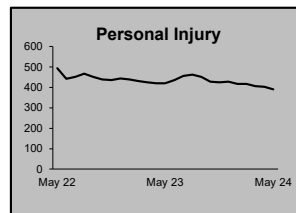
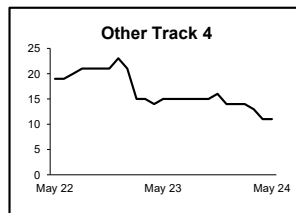
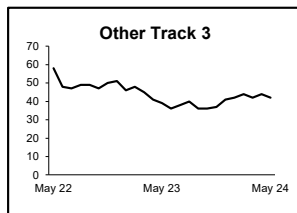
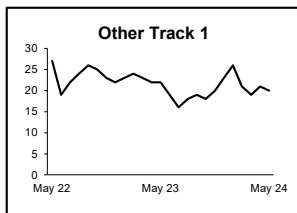
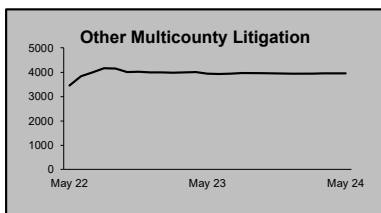
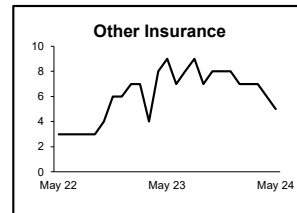
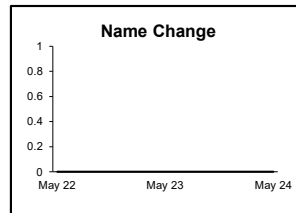
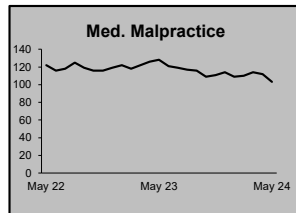
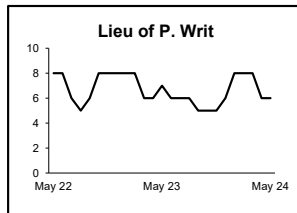
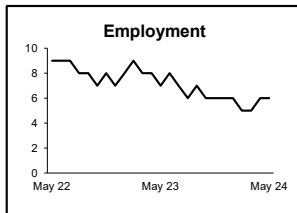
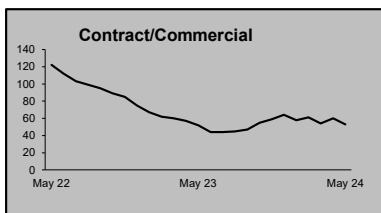
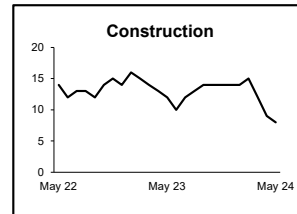
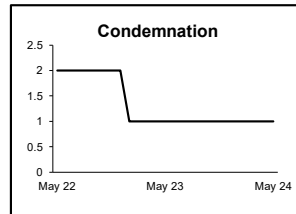
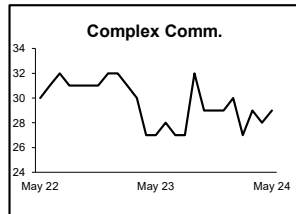
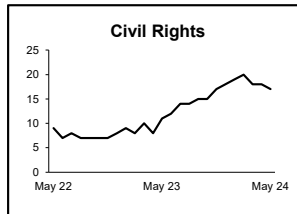
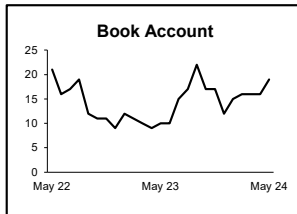
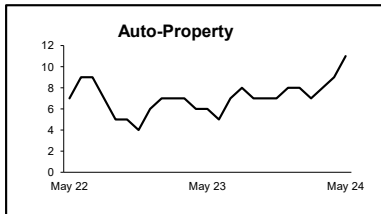
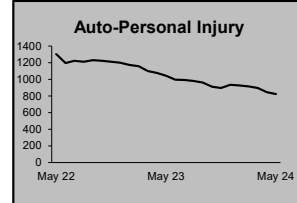
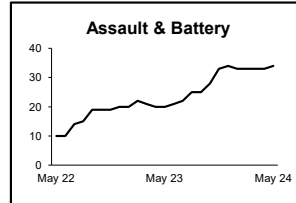
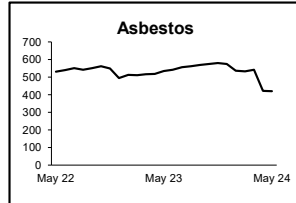
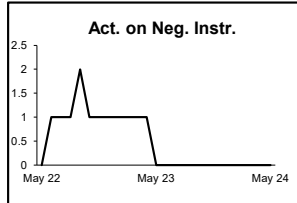
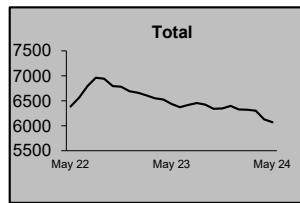
CIVIL RESOLUTION SUMMARY BY CASETYPE
JULY 2023 - MAY 2024
MIDDLESEX

	Trial			Summary					Total	Percent resolved by						Monthly Resolutions
	Jury	Nonjury	Total	Judgment	Settlement	Default Judgment	Dismiss	Other		Trial	Sum Jud	Settle	Default J	Dismiss	Other	
Act on Neg Inst	0	0	0	1	0	4	3	0	8	0%	13%	0%	50%	38%	0%	
Asbestos	0	0	0	0	325	0	13	2	340	0%	0%	96%	0%	4%	1%	
Assault & Bat	0	0	0	0	1	0	11	0	12	0%	0%	8%	0%	92%	0%	
Auto - Pers Inj	39	0	39	6	807	11	1,778	147	2,788	1%	0%	29%	0%	64%	5%	
Auto - Property	0	0	0	0	10	14	37	3	64	0%	0%	16%	22%	58%	5%	
Book Account	0	0	0	10	84	193	261	20	568	0%	2%	15%	34%	46%	4%	
Civil Rights	0	0	0	0	2	0	17	4	23	0%	0%	9%	0%	74%	17%	
Complex Commerc	0	0	0	0	8	0	16	4	28	0%	0%	29%	0%	57%	14%	
Condemnation	0	0	0	0	7	0	5	18	30	0%	0%	23%	0%	17%	60%	
Construction	0	0	0	0	6	2	16	2	26	0%	0%	23%	8%	62%	8%	
Contract/Commer	1	1	2	16	131	249	432	38	868	0%	2%	15%	29%	50%	4%	
Employment	1	0	1	0	7	0	16	7	31	3%	0%	23%	0%	52%	23%	
Lieu of P. Writ	0	0	0	0	2	0	16	2	20	0%	0%	10%	0%	80%	10%	
Medical Malprac	7	0	7	0	54	0	46	6	113	6%	0%	48%	0%	41%	5%	
Name Change	0	0	0	0	0	0	34	235	269	0%	0%	0%	0%	13%	87%	
Other Insurance	0	0	0	1	7	3	30	4	45	0%	2%	16%	7%	67%	9%	
Other MCL	0	0	0	0	0	0	66	1	67	0%	0%	0%	0%	99%	1%	
Other Track 1	0	1	1	3	49	22	161	71	307	0%	1%	16%	7%	52%	23%	
Other Track 3	4	1	5	0	57	4	105	32	203	2%	0%	28%	2%	52%	16%	
Other Track 4	0	0	0	2	3	3	7	0	15	0%	13%	20%	20%	47%	0%	
Personal Injury	12	0	12	4	379	10	465	99	969	1%	0%	39%	1%	48%	10%	
Prod Liability	0	0	0	0	5	0	14	13	32	0%	0%	16%	0%	44%	41%	
Prof Malpractic	3	0	3	0	15	0	22	3	43	7%	0%	35%	0%	51%	7%	
PIP Coverage	0	0	0	0	2	0	17	2	21	0%	0%	10%	0%	81%	10%	
Real Property	1	0	1	0	0	0	7	6	14	7%	0%	0%	0%	50%	43%	
Tort Other	1	0	1	2	33	7	72	11	126	1%	2%	26%	6%	57%	9%	
Toxic Tort	0	0	0	0	1	0	1	0	2	0%	0%	50%	0%	50%	0%	
UM/UIM Bod Inj	3	0	3	0	55	0	134	12	204	1%	0%	27%	0%	66%	6%	
Total	72	3	75	45	2,050	522	3,802	742	7,236	1%	1%	28%	7%	53%	10%	

NOTE: Some Multicounty Litigation (MCL) cases were transferred in November 2014: Atlantic to Bergen = 8,935; Atlantic to Middlesex = 4,070.

**CIVIL BACKLOG BY CASETYPE
MAY 2024
MIDDLESEX**

	Total	Backlog	% chg
May 22		6,385	
May 23		6,434	1%
May 24		6,074	-6%



1) Casetypes with the state's largest backlogs are highlighted.

2) Some Multicounty Litigation (MCL) cases were transferred in November 2014: Atlantic to Bergen = 8,935; Atlantic to Middlesex = 4,070.

CIVIL CASELOAD SUMMARY BY CASETYPE
JULY 2023 - MAY 2024
MONMOUTH

	Filings			Resolutions			Clearance		Backlog			Backlog Percent		Backlog Per 100 Monthly Filings		Active Pending		
	Jul 2022 to May 2023	Jul 2023 to May 2024	percent change	Jul 2022 to May 2023	Jul 2023 to May 2024	percent change	Jul 2023 - May 2024		May 2023	May 2024	percent change	May 2023	May 2024	May 2023	May 2024	May 2023	May 2024	percent change
							number	percent										
Act on Neg Inst	4	11	175%	7	10	43%	-1	91%	2	0	-100%	40%	0%	480	0	5	7	40%
Asbestos	1	1	0%	1	1	0%	0	100%	0	0	0%	0%	0%	0	0	0	0	0%
Assault & Bat	16	11	-31%	20	24	20%	13	218%	13	21	62%	27%	58%	918	1,938	49	36	-27%
Auto - Pers Inj	989	1,091	10%	1,010	1,252	24%	161	115%	449	221	-51%	29%	16%	499	220	1,550	1,389	-10%
Auto - Property	45	53	18%	45	49	9%	-4	92%	2	3	50%	5%	7%	51	63	38	43	13%
Book Account	367	505	38%	389	436	12%	-69	86%	25	19	-24%	10%	6%	73	42	241	303	26%
Civil Rights	13	17	31%	12	14	17%	-3	82%	1	10	900%	5%	38%	86	600	20	26	30%
Complex Comm	31	15	-52%	16	36	125%	21	240%	21	10	-52%	42%	31%	720	750	50	32	-36%
Condemnation	25	25	0%	12	35	192%	10	140%	3	2	-33%	10%	13%	144	96	29	15	-48%
Construction	39	34	-13%	41	47	15%	13	138%	17	13	-24%	31%	30%	523	411	54	43	-20%
Contract/Comm	577	687	19%	502	661	32%	-26	96%	96	81	-16%	17%	14%	182	130	559	587	5%
Employment	9	13	44%	10	15	50%	2	115%	2	1	-50%	13%	9%	200	86	15	11	-27%
Lieu of P. Writ	47	37	-21%	46	55	20%	18	149%	16	6	-63%	24%	13%	369	171	67	47	-30%
Medical Malprac	77	87	13%	86	97	13%	10	111%	105	82	-22%	44%	37%	1,518	1,047	238	219	-8%
Name Change	194	197	2%	175	187	7%	-10	95%	1	0	-100%	2%	0%	6	0	63	52	-17%
Other Insurance	21	26	24%	25	22	-12%	-4	85%	5	5	0%	29%	26%	286	207	17	19	12%
Other MCL	0	0	0%	0	0	0%	0	100%	0	0	0%	0%	0%	0	0	0	0	0%
Other Track 1	239	284	19%	200	294	47%	10	104%	60	36	-40%	29%	20%	276	139	210	183	-13%
Other Track 3	119	174	46%	122	143	17%	-31	82%	30	39	30%	17%	17%	290	238	179	226	26%
Other Track 4	18	13	-28%	18	23	28%	10	177%	25	22	-12%	43%	44%	1,429	1,760	58	50	-14%
Personal Injury	534	570	7%	548	620	13%	50	109%	259	166	-36%	29%	20%	529	321	881	810	-8%
Prod Liability	14	11	-21%	18	15	-17%	4	136%	7	4	-43%	32%	18%	494	400	22	22	0%
Prof Malpractic	47	30	-36%	48	43	-10%	13	143%	31	23	-26%	34%	30%	744	836	91	77	-15%
PIP Coverage	10	3	-70%	10	7	-30%	4	233%	0	0	0%	0%	0%	0	0	4	3	-25%
Real Property	30	22	-27%	37	20	-46%	-2	91%	10	5	-50%	40%	23%	353	250	25	22	-12%
Tort Other	149	106	-29%	141	129	-9%	23	122%	34	25	-26%	22%	19%	241	256	158	129	-18%
Toxic Tort	1	2	100%	1	2	100%	0	100%	0	0	0%	0%	0%	0	0	1	1	0%
UM/UIM Bod Inj	60	54	-10%	75	101	35%	47	187%	32	7	-78%	32%	12%	573	131	100	57	-43%
Total	3,676	4,079	11%	3,615	4,338	20%	259	106%	1,246	801	-36%	26%	18%	372	215	4,724	4,409	-7%

NOTE: Some Multicounty Litigation (MCL) cases were transferred in November 2014: Atlantic to Bergen = 8,935; Atlantic to Middlesex = 4,070.

CIVIL BACKLOG SUMMARY BY CASETYPE

May 2024

MONMOUTH

	Cases in Backlog															Total Backlog
	Track 1					Track 2				Track 3			Track 4			
	12 to 18 months	18 to 24 months	24 to 36 months	over 36 months	Total Track 1	18 to 24 months	24 to 36 months	over 36 months	Total Track 2	24 to 36 months	over 36 months	Total Track 3	24 to 36 months	over 36 months	Total Track 4	
Act on Neg Inst	0	0	0	0	0	0	0	0	0	0	0	0	0	0	0	0
Asbestos	0	0	0	0	0	0	0	0	0	0	0	0	0	0	0	0
Assault & Bat	0	0	0	0	0	0	0	0	0	17	4	21	0	0	0	21
Auto - Pers Inj	0	0	0	0	0	115	77	29	221	0	0	0	0	0	0	221
Auto - Property	0	0	0	0	0	1	0	2	3	0	0	0	0	0	0	3
Book Account	13	4	1	1	19	0	0	0	0	0	0	0	0	0	0	19
Civil Rights	0	0	0	0	0	0	0	0	0	10	0	10	0	0	0	10
Complex Comm	0	0	0	0	0	0	0	0	0	0	0	0	2	8	10	10
Condemnation	0	0	0	0	0	0	0	0	0	2	0	2	0	0	0	2
Construction	0	0	0	0	0	6	4	3	13	0	0	0	0	0	0	13
Contract/Comm	0	0	0	0	0	34	20	25	79	1	0	1	1	0	1	81
Employment	0	0	0	0	0	1	0	0	1	0	0	0	0	0	0	1
Lieu of P. Writ	0	1	0	0	1	0	0	0	0	0	0	0	3	2	5	6
Medical Malprac	0	0	0	0	0	0	0	0	0	41	41	82	0	0	0	82
Name Change	0	0	0	0	0	0	0	0	0	0	0	0	0	0	0	0
Other Insurance	2	1	2	0	5	0	0	0	0	0	0	0	0	0	0	5
Other MCL	0	0	0	0	0	0	0	0	0	0	0	0	0	0	0	0
Other Track 1	13	6	9	6	34	1	1	0	2	0	0	0	0	0	0	36
Other Track 3	0	0	0	0	0	0	0	0	0	29	10	39	0	0	0	39
Other Track 4	0	0	0	0	0	0	0	0	0	0	0	0	11	11	22	22
Personal Injury	0	0	0	0	0	78	60	28	166	0	0	0	0	0	0	166
Prod Liability	0	0	0	0	0	0	0	0	0	3	1	4	0	0	0	4
Prof Malpractic	0	0	0	0	0	0	0	0	0	11	12	23	0	0	0	23
PIP Coverage	0	0	0	0	0	0	0	0	0	0	0	0	0	0	0	0
Real Property	1	1	2	1	5	0	0	0	0	0	0	0	0	0	0	5
Tort Other	0	0	0	0	0	12	8	5	25	0	0	0	0	0	0	25
Toxic Tort	0	0	0	0	0	0	0	0	0	0	0	0	0	0	0	0
UM/UIM Bod Inj	0	0	0	0	0	4	3	0	7	0	0	0	0	0	0	7
Total	29	13	14	8	64	252	173	92	517	114	68	182	17	21	38	801

NOTE: Some Multicounty Litigation (MCL) cases were transferred in November 2014: Atlantic to Bergen = 8,935; Atlantic to Middlesex = 4,070.

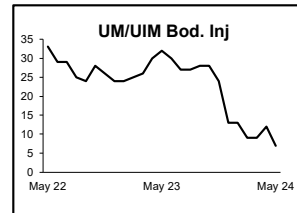
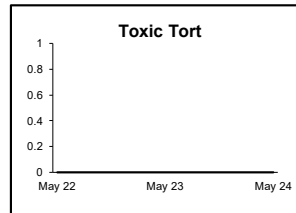
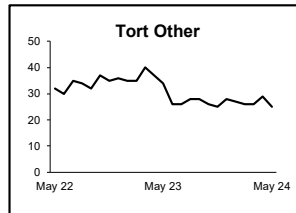
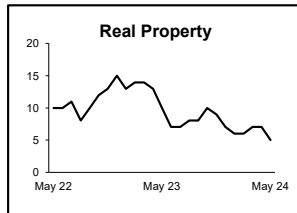
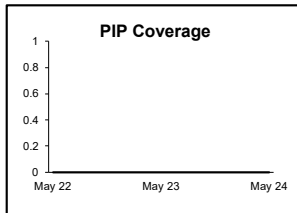
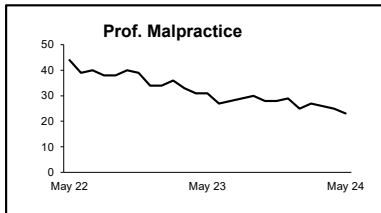
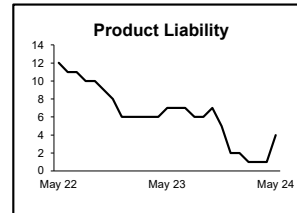
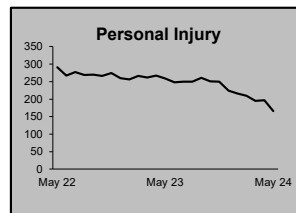
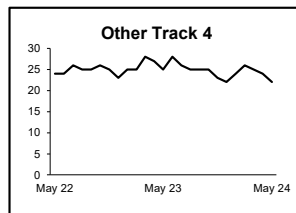
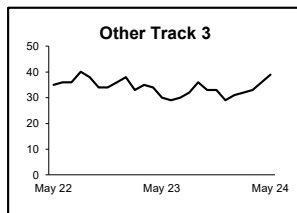
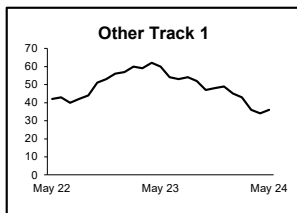
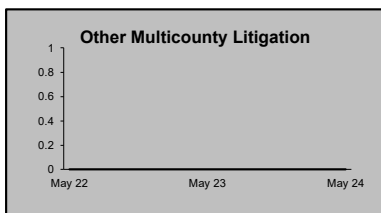
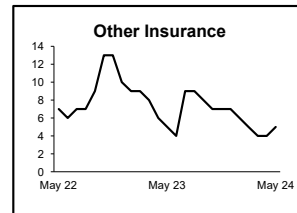
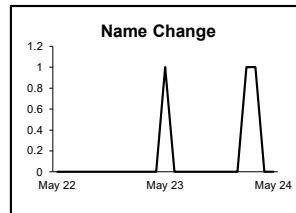
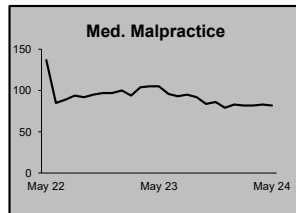
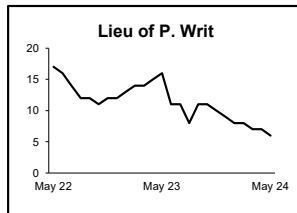
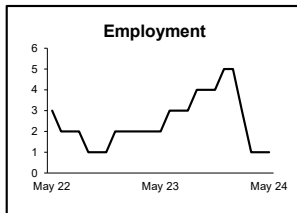
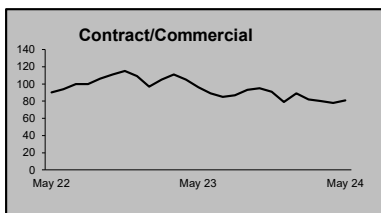
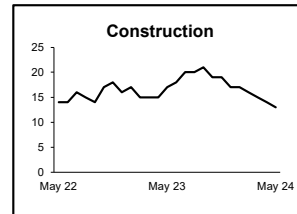
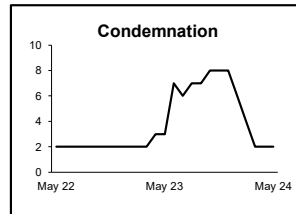
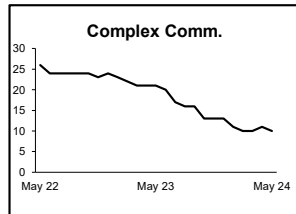
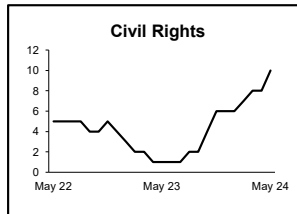
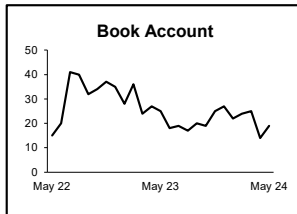
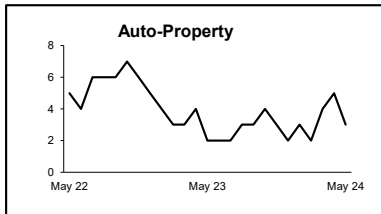
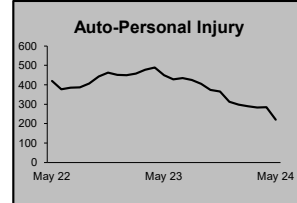
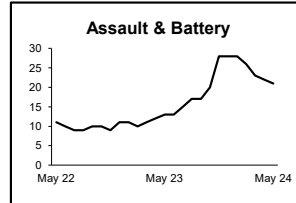
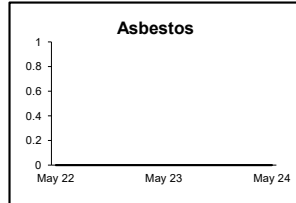
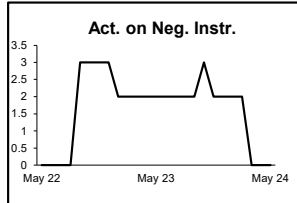
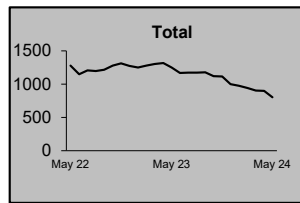
**CIVIL RESOLUTION SUMMARY BY CASETYPE
JULY 2023 - MAY 2024
MONMOUTH**

	Trial			Summary					Total	Percent resolved by						Monthly Resolutions
	Jury	Nonjury	Total	Judgment	Settlement	Default Judgment	Dismiss	Other		Trial	Sum Jud	Settle	Default J	Dismiss	Other	
Act on Neg Inst	0	0	0	0	4	3	2	0	10	0%	0%	40%	30%	20%	0%	
Asbestos	0	0	0	0	1	0	0	0	1	0%	0%	100%	0%	0%	0%	
Assault & Bat	1	0	1	0	13	1	8	1	24	4%	0%	54%	4%	33%	4%	
Auto - Pers Inj	23	3	26	15	1,027	7	140	37	1,252	2%	1%	82%	1%	11%	3%	
Auto - Property	0	0	0	0	25	9	13	2	49	0%	0%	51%	18%	27%	4%	
Book Account	0	0	0	5	161	117	147	6	436	0%	1%	37%	27%	34%	1%	
Civil Rights	0	0	0	0	2	1	7	4	14	0%	0%	14%	7%	50%	29%	
Complex Commerc	1	0	1	2	23	0	8	2	36	3%	6%	64%	0%	22%	6%	
Condemnation	0	0	0	0	23	0	1	11	35	0%	0%	66%	0%	3%	31%	
Construction	0	4	4	0	25	6	12	0	47	9%	0%	53%	13%	26%	0%	
Contract/Commer	0	8	8	14	275	125	183	56	661	1%	2%	42%	19%	28%	8%	
Employment	0	0	0	1	7	1	2	4	15	0%	7%	47%	7%	13%	27%	
Lieu of P. Writ	0	4	4	1	19	0	11	20	55	7%	2%	35%	0%	20%	36%	
Medical Malprac	5	0	5	1	68	1	18	4	97	5%	1%	70%	1%	19%	4%	
Name Change	0	0	0	0	0	0	11	176	187	0%	0%	0%	0%	6%	94%	
Other Insurance	0	0	0	1	14	1	4	2	22	0%	5%	64%	5%	18%	9%	
Other MCL	0	0	0	0	0	0	0	0	0	0%	0%	0%	0%	0%	0%	
Other Track 1	0	4	4	2	153	7	66	62	294	1%	1%	52%	2%	22%	21%	
Other Track 3	0	0	0	1	102	2	21	17	143	0%	1%	71%	1%	15%	12%	
Other Track 4	0	0	0	3	15	1	1	3	23	0%	13%	65%	4%	4%	13%	
Personal Injury	4	0	4	12	480	8	79	35	620	1%	2%	77%	1%	13%	6%	
Prod Liability	0	0	0	0	11	0	1	3	15	0%	0%	73%	0%	7%	20%	
Prof Malpractic	1	0	1	4	27	1	10	0	43	2%	9%	63%	2%	23%	0%	
PIP Coverage	0	0	0	0	5	0	2	0	7	0%	0%	71%	0%	29%	0%	
Real Property	0	0	0	1	8	3	5	3	20	0%	5%	40%	15%	25%	15%	
Tort Other	1	0	1	1	78	12	31	6	129	1%	1%	60%	9%	24%	5%	
Toxic Tort	0	0	0	0	1	0	0	1	2	0%	0%	50%	0%	0%	50%	
UM/UIM Bod Inj	2	0	2	2	87	1	8	1	101	2%	2%	86%	1%	8%	1%	
Total	38	23	61	66	2,654	307	791	456	4,338	1%	2%	61%	7%	18%	11%	

NOTE: Some Multicounty Litigation (MCL) cases were transferred in November 2014: Atlantic to Bergen = 8,935; Atlantic to Middlesex = 4,070.

**CIVIL BACKLOG BY CASETYPE
MAY 2024
MONMOUTH**

	Total	Backlog	% chg
May 22		1,274	
May 23		1,246	-2%
May 24		801	-36%



1) Casetypes with the state's largest backlogs are highlighted.

2) Some Multicounty Litigation (MCL) cases were transferred in November 2014: Atlantic to Bergen = 8,935; Atlantic to Middlesex = 4,070.

CIVIL CASELOAD SUMMARY BY CASETYPE
JULY 2023 - MAY 2024
MORRIS

	Filings			Resolutions			Clearance		Backlog			Backlog Percent		Backlog Per 100 Monthly Filings		Active Pending		
	Jul 2022 to May 2023	Jul 2023 to May 2024	percent change	Jul 2022 to May 2023	Jul 2023 to May 2024	percent change	Jul 2023 - May 2024		May 2023	May 2024	percent change	May 2023	May 2024	May 2023	May 2024	May 2023	May 2024	percent change
							number	percent										
Act on Neg Inst	4	7	75%	7	2	-71%	-5	29%	1	0	-100%	100%	0%	300	0	1	5	400%
Asbestos	0	0	0%	0	0	0%	0	100%	0	0	0%	0%	0%	0	0	0	0	0%
Assault & Bat	1	7	600%	8	8	0%	1	114%	30	47	57%	79%	89%	12,000	8,057	38	53	39%
Auto - Pers Inj	431	498	16%	537	522	-3%	24	105%	204	134	-34%	29%	21%	509	306	693	645	-7%
Auto - Property	30	25	-17%	25	26	4%	1	104%	1	3	200%	4%	15%	40	120	23	20	-13%
Book Account	286	381	33%	288	306	6%	-75	80%	9	5	-44%	6%	2%	34	15	144	211	47%
Civil Rights	10	11	10%	10	5	-50%	-6	45%	2	10	400%	13%	45%	218	1,091	15	22	47%
Complex Comm	25	23	-8%	21	33	57%	10	143%	29	25	-14%	50%	53%	1,392	1,154	58	47	-19%
Condemnation	4	5	25%	5	6	20%	1	120%	0	1		0%	20%	0	171	4	5	25%
Construction	17	21	24%	22	36	64%	15	171%	16	2	-88%	44%	9%	1,067	96	36	22	-39%
Contract/Comm	444	405	-9%	458	450	-2%	45	111%	68	64	-6%	15%	15%	169	170	439	413	-6%
Employment	20	14	-30%	18	18	0%	4	129%	4	0	-100%	22%	0%	229	0	18	11	-39%
Lieu of P. Writ	16	24	50%	21	18	-14%	-6	75%	5	2	-60%	25%	7%	353	89	20	27	35%
Medical Malprac	48	43	-10%	50	48	-4%	5	112%	76	73	-4%	50%	48%	1,824	1,825	151	152	1%
Name Change	141	155	10%	160	133	-17%	-22	86%	0	0	0%	0%	0%	0	0	14	34	143%
Other Insurance	21	15	-29%	25	23	-8%	8	153%	3	1	-67%	17%	10%	144	67	18	10	-44%
Other MCL	1	0	-100%	0	0	0%	0	100%	0	0	0%	0%	0%	0	0	0	0	0%
Other Track 1	161	171	6%	170	143	-16%	-28	84%	4	3	-25%	6%	3%	28	19	68	90	32%
Other Track 3	79	84	6%	81	83	2%	-1	99%	41	36	-12%	32%	26%	593	455	129	139	8%
Other Track 4	14	9	-36%	12	15	25%	6	167%	14	12	-14%	39%	50%	1,200	1,600	36	24	-33%
Personal Injury	282	296	5%	298	307	3%	11	104%	183	133	-27%	35%	27%	691	496	524	489	-7%
Prod Liability	9	8	-11%	14	19	36%	11	238%	14	9	-36%	52%	56%	1,680	1,080	27	16	-41%
Prof Malpractic	14	25	79%	34	26	-24%	1	104%	21	24	14%	41%	44%	1,200	1,067	51	54	6%
PIP Coverage	31	41	32%	31	42	35%	1	102%	0	0	0%	0%	0%	0	0	13	13	0%
Real Property	12	13	8%	18	9	-50%	-4	69%	0	0	0%	0%	0%	0	0	4	8	100%
Tort Other	69	62	-10%	83	72	-13%	10	116%	23	9	-61%	24%	13%	354	161	96	71	-26%
Toxic Tort	0	0	0%	1	1	0%	1	100%	1	0	-100%	100%	0%	0	0	1	0	-100%
UM/UIM Bod Inj	24	20	-17%	15	24	60%	4	120%	9	4	-56%	29%	14%	400	218	31	28	-10%
Total	2,194	2,363	8%	2,412	2,375	-2%	12	101%	758	597	-21%	29%	23%	377	279	2,652	2,609	-2%

NOTE: Some Multicounty Litigation (MCL) cases were transferred in November 2014: Atlantic to Bergen = 8,935; Atlantic to Middlesex = 4,070.

CIVIL BACKLOG SUMMARY BY CASETYPE

May 2024

MORRIS

	Cases in Backlog															Total Backlog
	Track 1					Track 2				Track 3			Track 4			
	12 to 18 months	18 to 24 months	24 to 36 months	over 36 months	Total Track 1	18 to 24 months	24 to 36 months	over 36 months	Total Track 2	24 to 36 months	over 36 months	Total Track 3	24 to 36 months	over 36 months	Total Track 4	
Act on Neg Inst	0	0	0	0	0	0	0	0	0	0	0	0	0	0	0	0
Asbestos	0	0	0	0	0	0	0	0	0	0	0	0	0	0	0	0
Assault & Bat	0	0	0	0	0	0	0	0	0	21	26	47	0	0	0	47
Auto - Pers Inj	0	0	0	0	0	84	47	3	134	0	0	0	0	0	0	134
Auto - Property	0	0	0	0	0	2	1	0	3	0	0	0	0	0	0	3
Book Account	3	2	0	0	5	0	0	0	0	0	0	0	0	0	0	5
Civil Rights	0	0	0	0	0	0	0	0	0	8	2	10	0	0	0	10
Complex Comm	0	0	0	0	0	0	0	0	0	0	0	0	5	20	25	25
Condemnation	0	0	0	0	0	0	0	0	0	1	0	1	0	0	0	1
Construction	0	0	0	0	0	1	1	0	2	0	0	0	0	0	0	2
Contract/Comm	0	0	0	0	0	39	21	3	63	1	0	1	0	0	0	64
Employment	0	0	0	0	0	0	0	0	0	0	0	0	0	0	0	0
Lieu of P. Writ	0	0	0	0	0	0	0	0	0	0	0	0	2	0	2	2
Medical Malprac	0	0	0	0	0	0	0	0	0	22	51	73	0	0	0	73
Name Change	0	0	0	0	0	0	0	0	0	0	0	0	0	0	0	0
Other Insurance	1	0	0	0	1	0	0	0	0	0	0	0	0	0	0	1
Other MCL	0	0	0	0	0	0	0	0	0	0	0	0	0	0	0	0
Other Track 1	3	0	0	0	3	0	0	0	0	0	0	0	0	0	0	3
Other Track 3	0	0	0	0	0	0	0	0	0	16	20	36	0	0	0	36
Other Track 4	0	0	0	0	0	0	0	0	0	0	0	0	5	7	12	12
Personal Injury	0	0	0	0	0	72	52	9	133	0	0	0	0	0	0	133
Prod Liability	0	0	0	0	0	0	0	0	0	4	5	9	0	0	0	9
Prof Malpractic	0	0	0	0	0	0	0	0	0	12	12	24	0	0	0	24
PIP Coverage	0	0	0	0	0	0	0	0	0	0	0	0	0	0	0	0
Real Property	0	0	0	0	0	0	0	0	0	0	0	0	0	0	0	0
Tort Other	0	0	0	0	0	3	6	0	9	0	0	0	0	0	0	9
Toxic Tort	0	0	0	0	0	0	0	0	0	0	0	0	0	0	0	0
UM/UIM Bod Inj	0	0	0	0	0	2	2	0	4	0	0	0	0	0	0	4
Total	7	2	0	0	9	203	130	15	348	85	116	201	12	27	39	597

NOTE: Some Multicounty Litigation (MCL) cases were transferred in November 2014: Atlantic to Bergen = 8,935; Atlantic to Middlesex = 4,070.

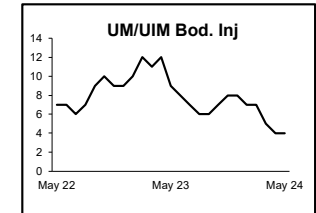
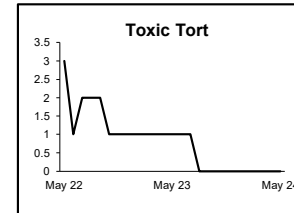
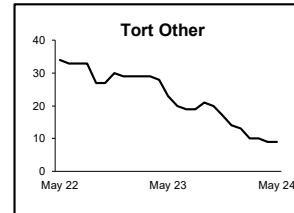
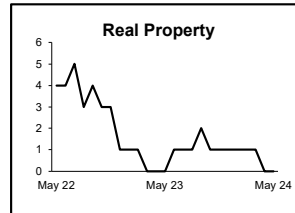
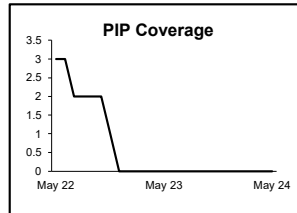
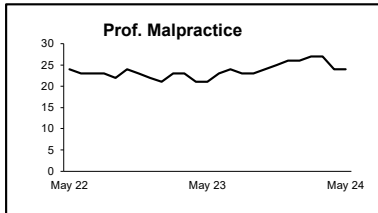
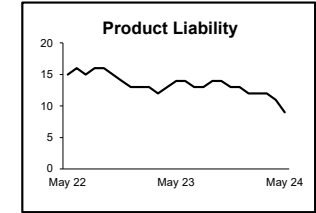
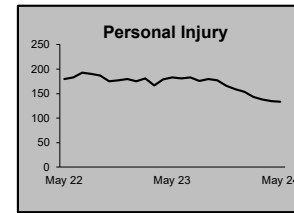
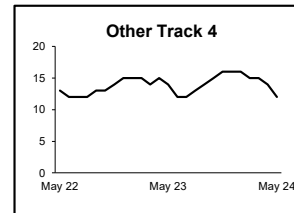
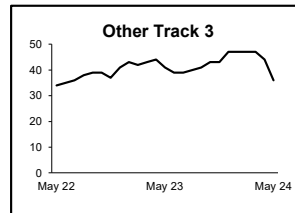
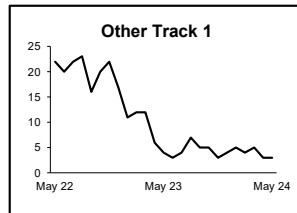
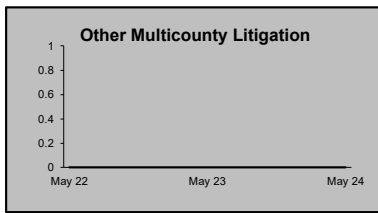
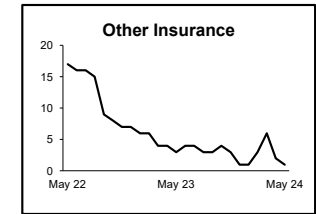
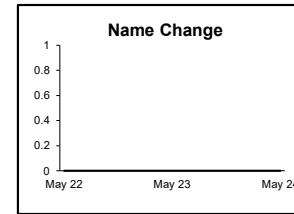
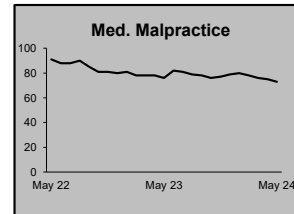
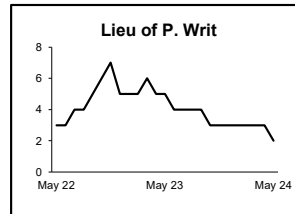
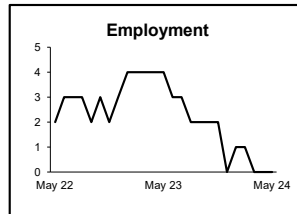
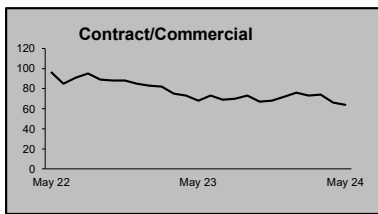
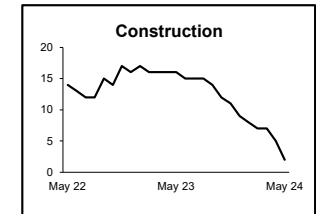
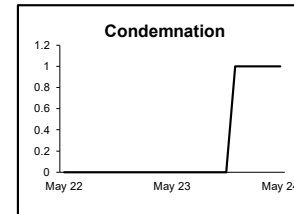
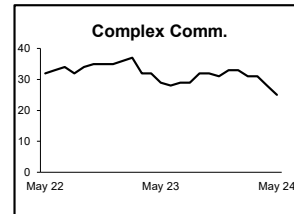
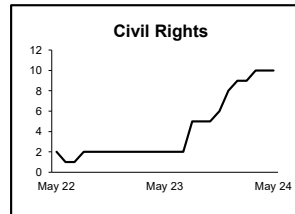
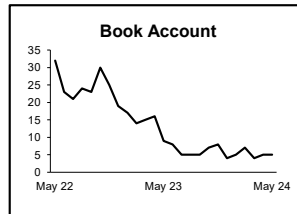
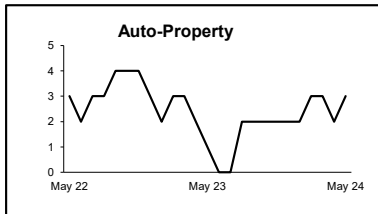
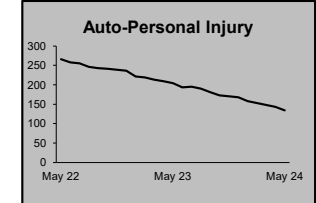
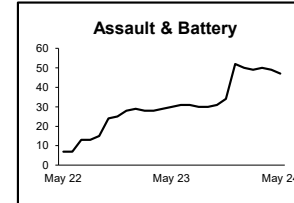
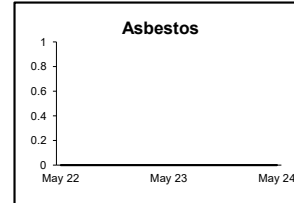
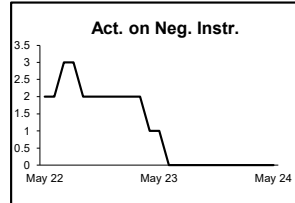
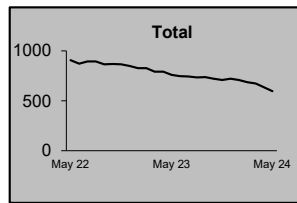
**CIVIL RESOLUTION SUMMARY BY CASETYPE
JULY 2023 - MAY 2024
MORRIS**

	Trial			Summary					Total	Percent resolved by						Monthly Resolutions
	Jury	Nonjury	Total	Judgment	Settlement	Default Judgment	Dismiss	Other		Trial	Sum Jud	Settle	Default J	Dismiss	Other	
Act on Neg Inst	0	0	0	0	0	0	1	1	2	0%	0%	0%	0%	50%	50%	
Asbestos	0	0	0	0	0	0	0	0	0	0%	0%	0%	0%	0%	0%	
Assault & Bat	0	0	0	0	3	0	5	0	8	0%	0%	38%	0%	63%	0%	
Auto - Pers Inj	9	0	9	7	143	1	349	13	522	2%	1%	27%	0%	67%	2%	
Auto - Property	0	0	0	0	2	8	16	0	26	0%	0%	8%	31%	62%	0%	
Book Account	1	1	2	16	58	98	129	3	306	1%	5%	19%	32%	42%	1%	
Civil Rights	0	0	0	0	0	0	4	1	5	0%	0%	0%	0%	80%	20%	
Complex Commerc	0	0	0	1	9	1	19	3	33	0%	3%	27%	3%	58%	9%	
Condemnation	0	0	0	4	0	1	0	1	6	0%	67%	0%	17%	0%	17%	
Construction	1	0	1	2	13	2	18	0	36	3%	6%	36%	6%	50%	0%	
Contract/Commer	2	0	2	18	93	80	246	11	450	0%	4%	21%	18%	55%	2%	
Employment	0	0	0	0	0	1	17	0	18	0%	0%	0%	6%	94%	0%	
Lieu of P. Writ	0	0	0	3	2	1	11	1	18	0%	17%	11%	6%	61%	6%	
Medical Malprac	0	0	0	0	16	0	32	0	48	0%	0%	33%	0%	67%	0%	
Name Change	0	0	0	0	0	0	4	129	133	0%	0%	0%	0%	3%	97%	
Other Insurance	0	0	0	3	4	1	13	2	23	0%	13%	17%	4%	57%	9%	
Other MCL	0	0	0	0	0	0	0	0	0	0%	0%	0%	0%	0%	0%	
Other Track 1	1	0	1	9	27	6	61	39	143	1%	6%	19%	4%	43%	27%	
Other Track 3	0	0	0	1	16	1	54	11	83	0%	1%	19%	1%	65%	13%	
Other Track 4	0	1	1	1	5	2	6	0	15	7%	7%	33%	13%	40%	0%	
Personal Injury	2	0	2	7	113	0	172	13	307	1%	2%	37%	0%	56%	4%	
Prod Liability	0	0	0	0	10	0	7	2	19	0%	0%	53%	0%	37%	11%	
Prof Malpractic	0	0	0	0	8	0	18	0	26	0%	0%	31%	0%	69%	0%	
PIP Coverage	0	0	0	4	1	0	34	3	42	0%	10%	2%	0%	81%	7%	
Real Property	0	1	1	0	3	0	4	1	9	11%	0%	33%	0%	44%	11%	
Tort Other	2	2	4	1	18	4	44	1	72	6%	1%	25%	6%	61%	1%	
Toxic Tort	0	0	0	0	0	0	1	0	1	0%	0%	0%	0%	100%	0%	
UM/UIM Bod Inj	0	0	0	0	6	0	18	0	24	0%	0%	25%	0%	75%	0%	
Total	18	5	23	77	550	207	1,283	235	2,375	1%	3%	23%	9%	54%	10%	

NOTE: Some Multicounty Litigation (MCL) cases were transferred in November 2014: Atlantic to Bergen = 8,935; Atlantic to Middlesex = 4,070.

**CIVIL BACKLOG BY CASETYPE
MAY 2024
MORRIS**

	Total	Backlog	% chg
May 22		906	
May 23		758	-16%
May 24		597	-21%



1) Casetypes with the state's largest backlogs are highlighted.

2) Some Multicounty Litigation (MCL) cases were transferred in November 2014: Atlantic to Bergen = 8,935; Atlantic to Middlesex = 4,070.

CIVIL CASELOAD SUMMARY BY CASETYPE
JULY 2023 - MAY 2024
OCEAN

	Filings			Resolutions			Clearance		Backlog			Backlog Percent		Backlog Per 100 Monthly Filings		Active Pending		
	Jul 2022 to May 2023	Jul 2023 to May 2024	percent change	Jul 2022 to May 2023	Jul 2023 to May 2024	percent change	Jul 2023 - May 2024		May 2023	May 2024	percent change	May 2023	May 2024	May 2023	May 2024	May 2023	May 2024	percent change
							number	percent										
Act on Neg Inst	3	7	133%	17	1	-94%	-6	14%	0	0	0%	0%	0%	0	0	0	6	
Asbestos	0	0	0%	0	0	0%	0	100%	0	0	0%	0%	0%	0	0	0	0	0%
Assault & Bat	7	7	0%	15	10	-33%	3	143%	3	5	67%	17%	31%	450	667	18	16	-11%
Auto - Pers Inj	759	736	-3%	831	841	1%	105	114%	359	251	-30%	30%	23%	513	370	1,186	1,072	-10%
Auto - Property	44	37	-16%	35	39	11%	2	105%	0	2		0%	6%	0	59	35	31	-11%
Book Account	315	376	19%	333	301	-10%	-75	80%	16	8	-50%	10%	4%	55	24	154	219	42%
Civil Rights	10	8	-20%	9	7	-22%	-1	88%	2	4	100%	15%	31%	200	600	13	13	0%
Complex Comm	13	6	-54%	6	8	33%	2	133%	2	1	-50%	15%	9%	185	200	13	11	-15%
Condemnation	31	17	-45%	30	37	23%	20	218%	21	15	-29%	42%	54%	741	857	50	28	-44%
Construction	25	22	-12%	17	29	71%	7	132%	11	12	9%	30%	40%	489	576	37	30	-19%
Contract/Comm	389	419	8%	375	406	8%	-13	97%	34	35	3%	11%	10%	94	90	309	336	9%
Employment	12	6	-50%	9	9	0%	3	150%	4	3	-25%	29%	33%	369	514	14	9	-36%
Lieu of P. Writ	36	40	11%	44	47	7%	7	118%	9	4	-56%	22%	10%	284	104	41	40	-2%
Medical Malprac	60	49	-18%	66	55	-17%	6	112%	56	48	-14%	40%	37%	1,003	1,067	139	130	-6%
Name Change	132	172	30%	129	160	24%	-12	93%	0	0	0%	0%	0%	0	0	36	55	53%
Other Insurance	10	17	70%	18	20	11%	3	118%	9	4	-56%	60%	27%	831	240	15	15	0%
Other MCL	0	0	0%	1	0	-100%	0	100%	0	0	0%	0%	0%	0	0	0	0	0%
Other Track 1	265	279	5%	257	267	4%	-12	96%	44	48	9%	23%	24%	178	195	193	197	2%
Other Track 3	79	112	42%	101	94	-7%	-18	84%	38	22	-42%	28%	14%	536	210	137	156	14%
Other Track 4	11	8	-27%	11	14	27%	6	175%	3	4	33%	18%	29%	300	436	17	14	-18%
Personal Injury	455	471	4%	443	447	1%	-24	95%	235	201	-14%	31%	26%	553	470	753	767	2%
Prod Liability	16	10	-38%	11	14	27%	4	140%	6	5	-17%	27%	28%	450	545	22	18	-18%
Prof Malpractic	34	30	-12%	24	28	17%	-2	93%	22	24	9%	31%	30%	754	873	72	80	11%
PIP Coverage	6	8	33%	6	6	0%	-2	75%	1	1	0%	33%	17%	200	133	3	6	100%
Real Property	23	17	-26%	24	18	-25%	1	106%	5	5	0%	29%	38%	222	316	17	13	-24%
Tort Other	94	99	5%	89	81	-9%	-18	82%	22	23	5%	21%	20%	251	263	104	117	13%
Toxic Tort	0	0	0%	0	0	0%	0	100%	0	0	0%	0%	0%	0	0	0	0	0%
UM/UIM Bod Inj	51	38	-25%	49	45	-8%	7	118%	7	6	-14%	12%	13%	156	176	58	46	-21%
Total	2,880	2,991	4%	2,950	2,984	1%	-7	100%	909	731	-20%	26%	21%	341	267	3,436	3,425	0%

NOTE: Some Multicounty Litigation (MCL) cases were transferred in November 2014: Atlantic to Bergen = 8,935; Atlantic to Middlesex = 4,070.

CIVIL BACKLOG SUMMARY BY CASETYPE

May 2024

OCEAN

	Cases in Backlog															Total Backlog
	Track 1					Track 2				Track 3			Track 4			
	12 to 18 months	18 to 24 months	24 to 36 months	over 36 months	Total Track 1	18 to 24 months	24 to 36 months	over 36 months	Total Track 2	24 to 36 months	over 36 months	Total Track 3	24 to 36 months	over 36 months	Total Track 4	
Act on Neg Inst	0	0	0	0	0	0	0	0	0	0	0	0	0	0	0	0
Asbestos	0	0	0	0	0	0	0	0	0	0	0	0	0	0	0	0
Assault & Bat	0	0	0	0	0	0	0	0	0	5	0	5	0	0	0	5
Auto - Pers Inj	0	0	0	0	0	114	104	31	249	0	2	2	0	0	0	251
Auto - Property	0	0	0	0	0	2	0	0	2	0	0	0	0	0	0	2
Book Account	3	4	1	0	8	0	0	0	0	0	0	0	0	0	0	8
Civil Rights	0	0	0	0	0	0	0	0	0	3	1	4	0	0	0	4
Complex Comm	0	0	0	0	0	0	0	0	0	0	0	0	1	0	1	1
Condemnation	0	0	0	0	0	0	0	0	0	1	14	15	0	0	0	15
Construction	0	0	0	0	0	3	7	1	11	0	1	1	0	0	0	12
Contract/Comm	0	0	0	0	0	15	11	9	35	0	0	0	0	0	0	35
Employment	0	0	0	0	0	1	2	0	3	0	0	0	0	0	0	3
Lieu of P. Writ	0	0	0	0	0	0	0	0	0	0	0	0	2	2	4	4
Medical Malprac	0	0	0	0	0	0	0	0	0	24	24	48	0	0	0	48
Name Change	0	0	0	0	0	0	0	0	0	0	0	0	0	0	0	0
Other Insurance	2	1	1	0	4	0	0	0	0	0	0	0	0	0	0	4
Other MCL	0	0	0	0	0	0	0	0	0	0	0	0	0	0	0	0
Other Track 1	23	12	5	4	44	0	2	0	2	2	0	2	0	0	0	48
Other Track 3	0	0	0	0	0	0	0	0	0	9	13	22	0	0	0	22
Other Track 4	0	0	0	0	0	0	0	0	0	0	0	0	2	2	4	4
Personal Injury	0	0	0	0	0	90	72	38	200	1	0	1	0	0	0	201
Prod Liability	0	0	0	0	0	0	0	0	0	1	4	5	0	0	0	5
Prof Malpractic	0	0	0	0	0	0	0	0	0	16	8	24	0	0	0	24
PIP Coverage	0	0	1	0	1	0	0	0	0	0	0	0	0	0	0	1
Real Property	0	2	2	1	5	0	0	0	0	0	0	0	0	0	0	5
Tort Other	0	0	0	0	0	12	9	2	23	0	0	0	0	0	0	23
Toxic Tort	0	0	0	0	0	0	0	0	0	0	0	0	0	0	0	0
UM/UIM Bod Inj	0	0	0	0	0	4	2	0	6	0	0	0	0	0	0	6
Total	28	19	10	5	62	241	209	81	531	62	67	129	5	4	9	731

NOTE: Some Multicounty Litigation (MCL) cases were transferred in November 2014: Atlantic to Bergen = 8,935; Atlantic to Middlesex = 4,070.

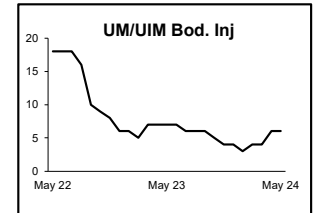
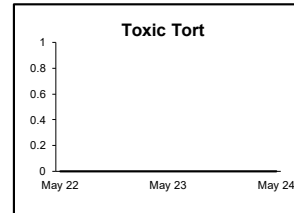
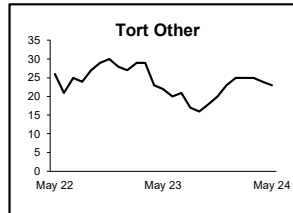
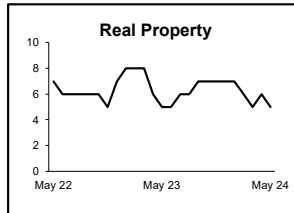
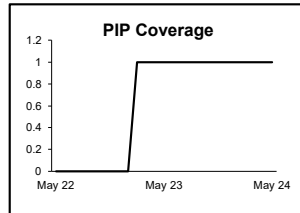
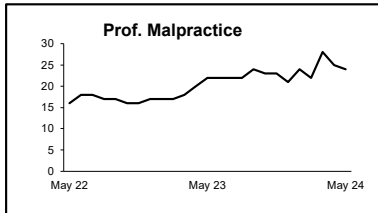
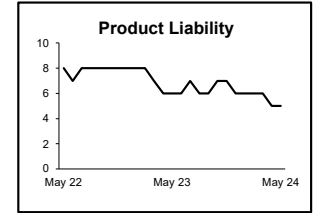
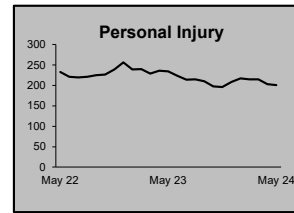
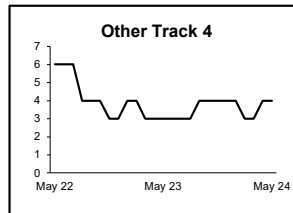
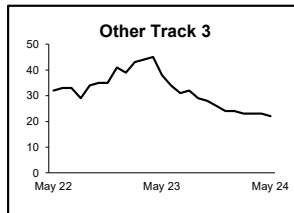
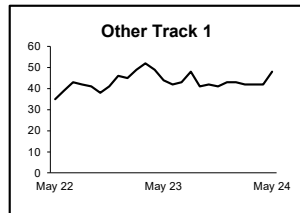
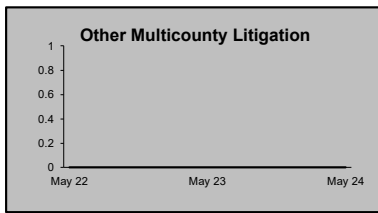
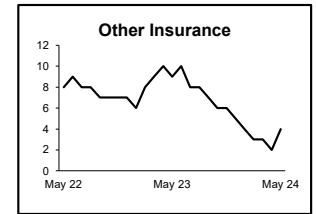
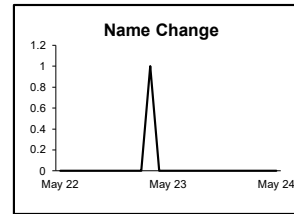
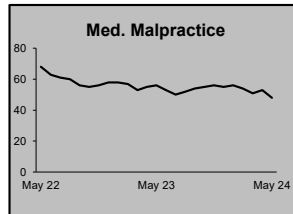
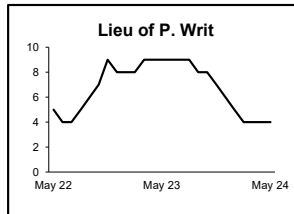
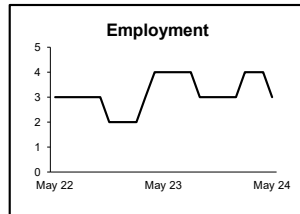
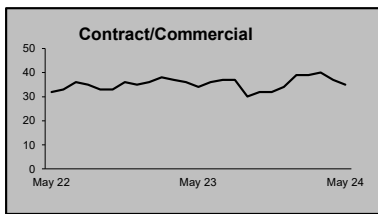
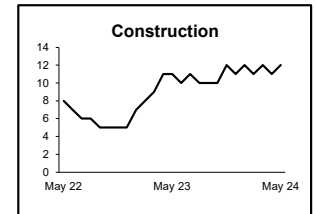
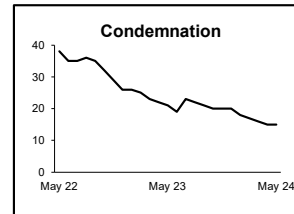
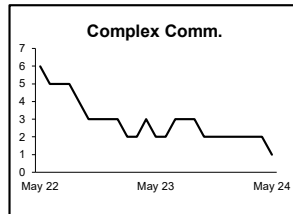
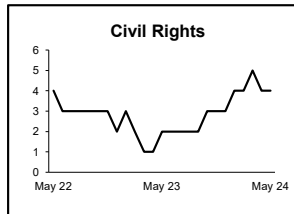
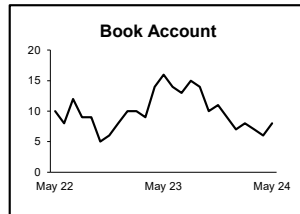
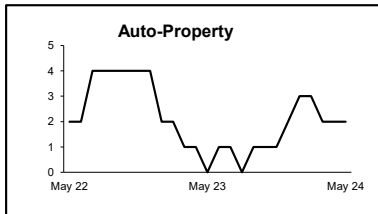
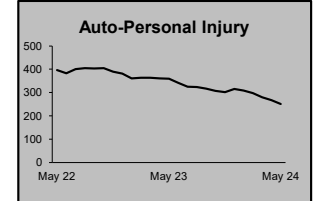
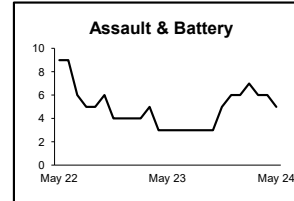
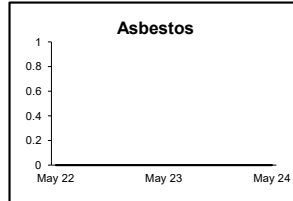
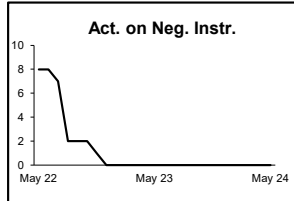
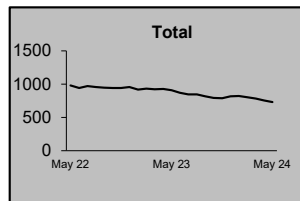
**CIVIL RESOLUTION SUMMARY BY CASETYPE
JULY 2023 - MAY 2024
OCEAN**

	Trial			Summary					Total	Percent resolved by						Monthly Resolutions
	Jury	Nonjury	Total	Judgment	Settlement	Default Judgment	Dismiss	Other		Trial	Sum Jud	Settle	Default J	Dismiss	Other	
Act on Neg Inst	0	0	0	0	0	1	0	0	1	0%	0%	0%	100%	0%	0%	
Asbestos	0	0	0	0	0	0	0	0	0	0%	0%	0%	0%	0%		
Assault & Bat	0	0	0	0	2	1	7	0	10	0%	0%	20%	10%	70%		
Auto - Pers Inj	22	0	22	7	279	5	498	30	841	3%	1%	33%	1%	59%		
Auto - Property	0	0	0	1	6	9	23	0	39	0%	3%	15%	23%	59%		
Book Account	0	0	0	12	55	113	117	4	301	0%	4%	18%	38%	39%		
Civil Rights	0	0	0	1	0	0	5	1	7	0%	14%	0%	0%	71%		
Complex Commerc	0	0	0	1	1	0	6	0	8	0%	13%	13%	0%	75%		
Condemnation	0	1	1	0	5	0	3	28	37	3%	0%	14%	0%	8%		
Construction	1	1	2	1	8	4	12	2	29	7%	3%	28%	14%	41%		
Contract/Commer	0	0	0	8	91	95	199	13	406	0%	2%	22%	23%	49%		
Employment	0	0	0	0	3	0	4	2	9	0%	0%	33%	0%	44%		
Lieu of P. Writ	0	9	9	0	1	0	26	11	47	19%	0%	2%	0%	55%		
Medical Malprac	1	0	1	4	26	0	23	1	55	2%	7%	47%	0%	42%		
Name Change	0	0	0	0	0	0	8	152	160	0%	0%	0%	0%	5%		
Other Insurance	0	0	0	4	3	1	12	0	20	0%	20%	15%	5%	60%		
Other MCL	0	0	0	0	0	0	0	0	0	0%	0%	0%	0%	0%		
Other Track 1	0	2	2	1	65	7	107	85	267	1%	0%	24%	3%	40%		
Other Track 3	0	0	0	2	31	0	49	12	94	0%	2%	33%	0%	52%		
Other Track 4	0	0	0	0	3	3	7	1	14	0%	0%	21%	21%	50%		
Personal Injury	3	0	3	3	192	6	213	30	447	1%	1%	43%	1%	48%		
Prod Liability	0	0	0	2	3	0	8	1	14	0%	14%	21%	0%	57%		
Prof Malpractic	1	0	1	1	12	0	13	1	28	4%	4%	43%	0%	46%		
PIP Coverage	0	0	0	0	1	0	4	1	6	0%	0%	17%	0%	67%		
Real Property	0	0	0	1	5	0	8	4	18	0%	6%	28%	0%	44%		
Tort Other	2	0	2	1	26	6	42	4	81	2%	1%	32%	7%	52%		
Toxic Tort	0	0	0	0	0	0	0	0	0	0%	0%	0%	0%	0%		
UM/UIM Bod Inj	0	0	0	0	18	2	25	0	45	0%	0%	40%	4%	56%		
Total	30	13	43	50	836	253	1,419	383	2,984	1%	2%	28%	8%	48%		

NOTE: Some Multicounty Litigation (MCL) cases were transferred in November 2014: Atlantic to Bergen = 8,935; Atlantic to Middlesex = 4,070.

**CIVIL BACKLOG BY CASETYPE
MAY 2024
OCEAN**

	Total	Backlog	% chg
May 22		978	
May 23		909	-7%
May 24		731	-20%



1) Casetypes with the state's largest backlogs are highlighted.

2) Some Multicounty Litigation (MCL) cases were transferred in November 2014: Atlantic to Bergen = 8,935; Atlantic to Middlesex = 4,070.

CIVIL CASELOAD SUMMARY BY CASETYPE
JULY 2023 - MAY 2024
PASSAIC

	Filings			Resolutions			Clearance		Backlog			Backlog Percent		Backlog Per 100 Monthly Filings		Active Pending		
	Jul 2022 to May 2023	Jul 2023 to May 2024	percent change	Jul 2022 to May 2023	Jul 2023 to May 2024	percent change	Jul 2023 - May 2024		May 2023	May 2024	percent change	May 2023	May 2024	May 2023	May 2024	May 2023	May 2024	percent change
							number	percent										
Act on Neg Inst	7	6	-14%	5	10	100%	4	167%	5	2	-60%	50%	40%	857	400	10	5	-50%
Asbestos	0	0	0%	0	0	0%	0	100%	0	0	0%	0%	0%	0	0	0	0	0%
Assault & Bat	7	8	14%	9	15	67%	7	188%	46	112	143%	37%	89%	5,520	16,800	125	126	1%
Auto - Pers Inj	1,370	1,585	16%	1,764	1,503	-15%	-82	95%	439	341	-22%	24%	18%	349	235	1,816	1,898	5%
Auto - Property	53	75	42%	69	55	-20%	-20	73%	4	2	-50%	10%	4%	80	30	40	56	40%
Book Account	315	408	30%	319	340	7%	-68	83%	21	20	-5%	10%	8%	73	56	206	251	22%
Civil Rights	15	16	7%	20	15	-25%	-1	94%	6	16	167%	19%	57%	424	1,200	32	28	-13%
Complex Comm	13	19	46%	11	10	-9%	-9	53%	4	11	175%	25%	35%	369	629	16	31	94%
Condemnation	3	4	33%	1	1	0%	-3	25%	0	1		0%	17%	0	300	3	6	100%
Construction	9	12	33%	19	8	-58%	-4	67%	9	9	0%	45%	39%	1,200	831	20	23	15%
Contract/Comm	378	397	5%	369	343	-7%	-54	86%	70	77	10%	20%	19%	205	214	356	411	15%
Employment	17	16	-6%	13	10	-23%	-6	63%	3	5	67%	20%	23%	200	333	15	22	47%
Lieu of P. Writ	24	30	25%	33	24	-27%	-6	80%	2	3	50%	10%	10%	96	109	20	29	45%
Medical Malprac	32	35	9%	46	29	-37%	-6	83%	35	37	6%	41%	41%	1,273	1,168	85	90	6%
Name Change	97	124	28%	103	133	29%	9	107%	1	0	-100%	3%	0%	11	0	31	27	-13%
Other Insurance	24	18	-25%	27	17	-37%	-1	94%	3	5	67%	20%	31%	133	300	15	16	7%
Other MCL	0	0	0%	0	0	0%	0	100%	0	0	0%	0%	0%	0	0	0	0	0%
Other Track 1	154	155	1%	187	143	-24%	-12	92%	21	32	52%	19%	26%	143	230	111	125	13%
Other Track 3	90	78	-13%	72	74	3%	-4	95%	34	33	-3%	25%	22%	425	421	137	147	7%
Other Track 4	7	9	29%	12	10	-17%	1	111%	14	12	-14%	64%	57%	2,400	1,600	22	21	-5%
Personal Injury	524	498	-5%	471	482	2%	-16	97%	179	198	11%	23%	25%	382	438	763	777	2%
Prod Liability	14	3	-79%	11	11	0%	8	367%	5	6	20%	23%	38%	429	1,800	22	16	-27%
Prof Malpractic	14	12	-14%	23	21	-9%	9	175%	14	16	14%	33%	46%	1,050	1,477	42	35	-17%
PIP Coverage	11	5	-55%	11	9	-18%	4	180%	3	1	-67%	33%	25%	327	240	9	4	-56%
Real Property	13	18	38%	15	12	-20%	-6	67%	5	5	0%	50%	33%	429	300	10	15	50%
Tort Other	61	75	23%	62	67	8%	-8	89%	27	25	-7%	33%	27%	498	357	82	92	12%
Toxic Tort	0	0	0%	0	0	0%	0	100%	0	1		0%	100%	0		1	1	0%
UM/UIM Bod Inj	65	74	14%	80	63	-21%	-11	85%	19	23	21%	22%	23%	312	337	86	99	15%
Total	3,317	3,680	11%	3,752	3,405	-9%	-275	93%	969	993	2%	24%	23%	320	296	4,075	4,351	7%

NOTE: Some Multicounty Litigation (MCL) cases were transferred in November 2014: Atlantic to Bergen = 8,935; Atlantic to Middlesex = 4,070.

CIVIL BACKLOG SUMMARY BY CASETYPE

May 2024

PASSAIC

	Cases in Backlog															Total Backlog
	Track 1					Track 2				Track 3			Track 4			
	12 to 18 months	18 to 24 months	24 to 36 months	over 36 months	Total Track 1	18 to 24 months	24 to 36 months	over 36 months	Total Track 2	24 to 36 months	over 36 months	Total Track 3	24 to 36 months	over 36 months	Total Track 4	
Act on Neg Inst	0	1	0	1	2	0	0	0	0	0	0	0	0	0	0	2
Asbestos	0	0	0	0	0	0	0	0	0	0	0	0	0	0	0	0
Assault & Bat	0	0	0	0	0	0	0	0	0	71	41	112	0	0	0	112
Auto - Pers Inj	0	0	0	0	0	176	104	61	341	0	0	0	0	0	0	341
Auto - Property	0	0	0	0	0	2	0	0	2	0	0	0	0	0	0	2
Book Account	9	5	4	2	20	0	0	0	0	0	0	0	0	0	0	20
Civil Rights	0	0	0	0	0	0	0	0	0	13	3	16	0	0	0	16
Complex Comm	0	0	0	0	0	0	0	0	0	0	0	0	6	5	11	11
Condemnation	0	0	0	0	0	0	0	0	0	1	0	1	0	0	0	1
Construction	0	0	0	0	0	2	4	3	9	0	0	0	0	0	0	9
Contract/Comm	0	0	0	0	0	23	28	26	77	0	0	0	0	0	0	77
Employment	0	0	0	0	0	0	4	1	5	0	0	0	0	0	0	5
Lieu of P. Writ	0	0	0	0	0	0	0	0	0	0	0	0	2	1	3	3
Medical Malprac	0	0	0	0	0	0	0	0	0	13	24	37	0	0	0	37
Name Change	0	0	0	0	0	0	0	0	0	0	0	0	0	0	0	0
Other Insurance	3	0	2	0	5	0	0	0	0	0	0	0	0	0	0	5
Other MCL	0	0	0	0	0	0	0	0	0	0	0	0	0	0	0	0
Other Track 1	12	9	6	3	30	0	0	0	0	1	1	2	0	0	0	32
Other Track 3	0	0	0	0	0	0	0	0	0	21	12	33	0	0	0	33
Other Track 4	0	0	0	0	0	0	0	0	0	0	0	0	1	11	12	12
Personal Injury	0	0	0	0	0	103	68	27	198	0	0	0	0	0	0	198
Prod Liability	0	0	0	0	0	0	0	0	0	4	2	6	0	0	0	6
Prof Malpractic	0	0	0	0	0	0	0	0	0	10	6	16	0	0	0	16
PIP Coverage	0	1	0	0	1	0	0	0	0	0	0	0	0	0	0	1
Real Property	2	0	1	2	5	0	0	0	0	0	0	0	0	0	0	5
Tort Other	0	0	0	0	0	9	11	5	25	0	0	0	0	0	0	25
Toxic Tort	0	0	0	0	0	0	0	0	0	1	0	1	0	0	0	1
UM/UIM Bod Inj	0	0	0	0	0	8	8	7	23	0	0	0	0	0	0	23
Total	26	16	13	8	63	323	227	130	680	135	89	224	9	17	26	993

NOTE: Some Multicounty Litigation (MCL) cases were transferred in November 2014: Atlantic to Bergen = 8,935; Atlantic to Middlesex = 4,070.

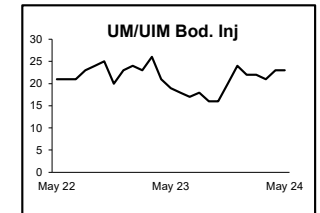
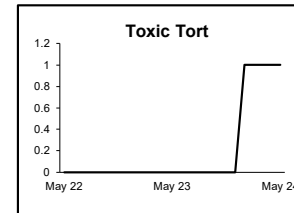
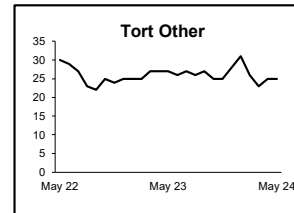
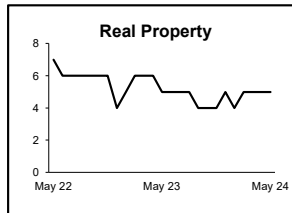
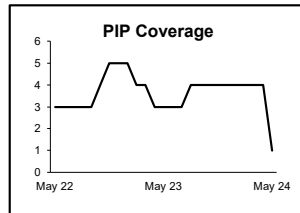
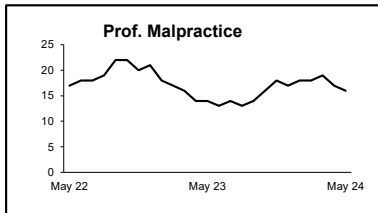
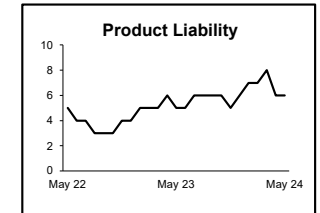
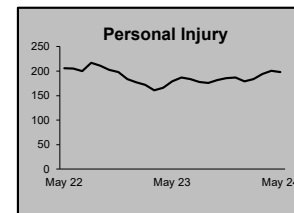
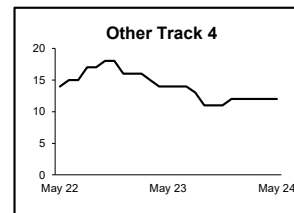
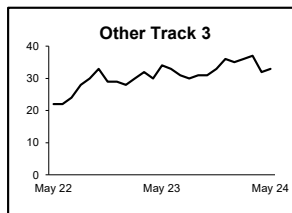
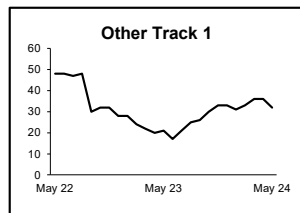
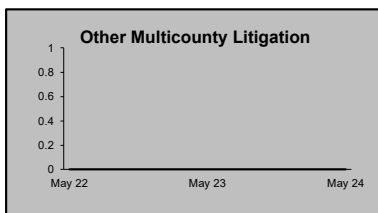
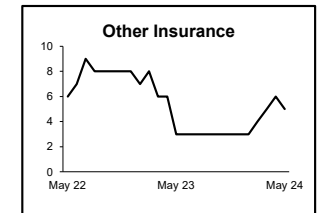
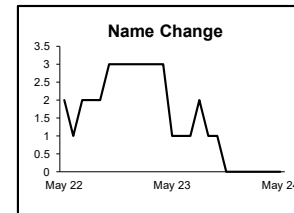
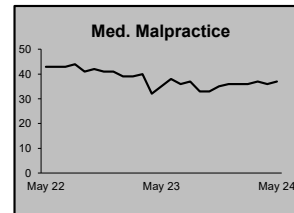
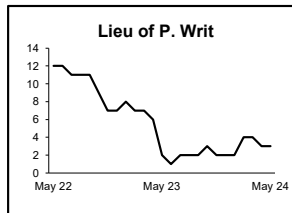
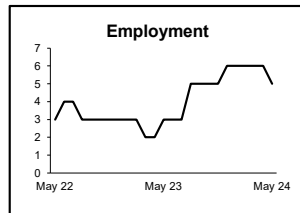
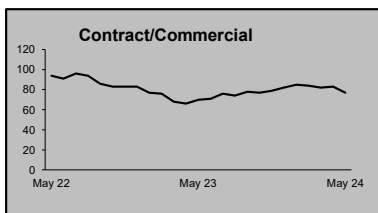
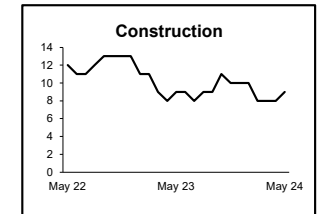
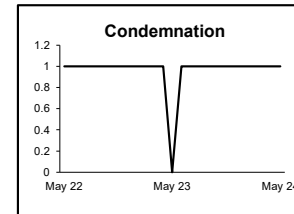
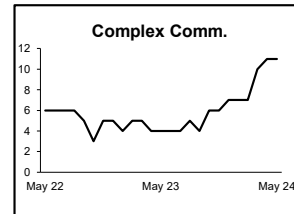
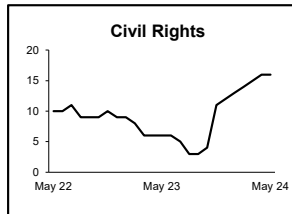
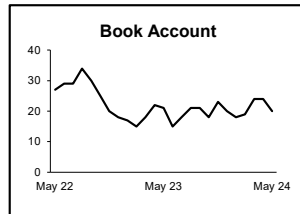
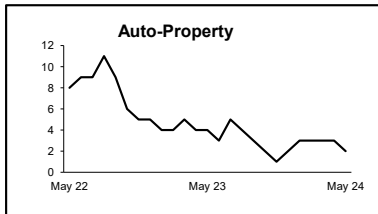
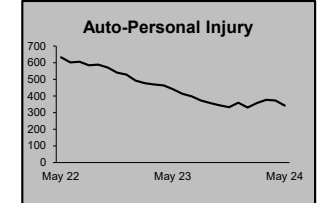
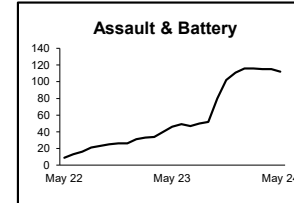
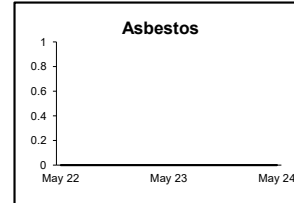
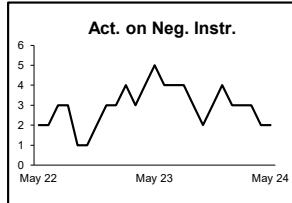
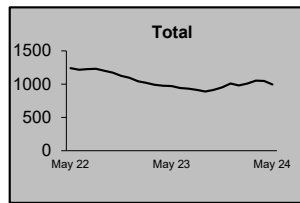
CIVIL RESOLUTION SUMMARY BY CASETYPE
JULY 2023 - MAY 2024
PASSAIC

	Trial			Summary					Total	Percent resolved by						Monthly Resolutions
	Jury	Nonjury	Total	Judgment	Settlement	Default Judgment	Dismiss	Other		Trial	Sum Jud	Settle	Default J	Dismiss	Other	
Act on Neg Inst	0	0	0	1	0	2	6	1	10	0%	10%	0%	20%	60%	10%	
Asbestos	0	0	0	0	0	0	0	0	0	0%	0%	0%	0%	0%	0%	
Assault & Bat	0	0	0	1	3	0	11	0	15	0%	7%	20%	0%	73%	0%	
Auto - Pers Inj	3	0	3	15	633	17	797	38	1,503	0%	1%	42%	1%	53%	3%	
Auto - Property	0	0	0	0	10	12	32	1	55	0%	0%	18%	22%	58%	2%	
Book Account	0	1	1	11	51	126	149	2	340	0%	3%	15%	37%	44%	1%	
Civil Rights	0	0	0	0	2	0	12	1	15	0%	0%	13%	0%	80%	7%	
Complex Commerc	0	0	0	0	1	1	4	4	10	0%	0%	10%	10%	40%	40%	
Condemnation	0	0	0	0	0	0	1	0	1	0%	0%	0%	0%	100%	0%	
Construction	0	0	0	0	2	0	6	0	8	0%	0%	25%	0%	75%	0%	
Contract/Commer	0	2	2	10	76	71	168	16	343	1%	3%	22%	21%	49%	5%	
Employment	0	0	0	0	3	0	5	2	10	0%	0%	30%	0%	50%	20%	
Lieu of P. Writ	0	0	0	0	0	0	21	3	24	0%	0%	0%	0%	88%	13%	
Medical Malprac	0	0	0	0	10	0	19	0	29	0%	0%	34%	0%	66%	0%	
Name Change	0	0	0	0	0	0	13	120	133	0%	0%	0%	0%	10%	90%	
Other Insurance	0	0	0	1	1	0	12	3	17	0%	6%	6%	0%	71%	18%	
Other MCL	0	0	0	0	0	0	0	0	0	0%	0%	0%	0%	0%	0%	
Other Track 1	0	0	0	5	35	10	82	11	143	0%	3%	24%	7%	57%	8%	
Other Track 3	1	0	1	0	28	0	39	6	74	1%	0%	38%	0%	53%	8%	
Other Track 4	0	0	0	1	3	0	6	0	10	0%	10%	30%	0%	60%	0%	
Personal Injury	1	0	1	2	233	9	218	19	482	0%	0%	48%	2%	45%	4%	
Prod Liability	0	0	0	0	2	0	9	0	11	0%	0%	18%	0%	82%	0%	
Prof Malpractic	0	0	0	0	6	0	13	2	21	0%	0%	29%	0%	62%	10%	
PIP Coverage	0	0	0	2	0	0	7	0	9	0%	22%	0%	0%	78%	0%	
Real Property	0	0	0	0	2	2	5	3	12	0%	0%	17%	17%	42%	25%	
Tort Other	0	0	0	0	12	1	52	2	67	0%	0%	18%	1%	78%	3%	
Toxic Tort	0	0	0	0	0	0	0	0	0	0%	0%	0%	0%	0%	0%	
UM/UM Bod Inj	0	0	0	0	27	0	33	3	63	0%	0%	43%	0%	52%	5%	
Total	5	3	8	49	1,140	251	1,720	237	3,405	0%	1%	33%	7%	51%	7%	

NOTE: Some Multicounty Litigation (MCL) cases were transferred in November 2014: Atlantic to Bergen = 8,935; Atlantic to Middlesex = 4,070.

**CIVIL BACKLOG BY CASETYPE
MAY 2024
PASSAIC**

	Total	Backlog	% chg
May 22		1,240	
May 23		969	-22%
May 24		993	2%



1) Casetypes with the state's largest backlogs are highlighted.

2) Some Multicounty Litigation (MCL) cases were transferred in November 2014: Atlantic to Bergen = 8,935; Atlantic to Middlesex = 4,070.

CIVIL CASELOAD SUMMARY BY CASETYPE
JULY 2023 - MAY 2024
SALEM

	Filings			Resolutions			Clearance		Backlog			Backlog Percent		Backlog Per 100 Monthly Filings		Active Pending		
	Jul 2022 to May 2023	Jul 2023 to May 2024	percent change	Jul 2022 to May 2023	Jul 2023 to May 2024	percent change	Jul 2023 - May 2024		May 2023	May 2024	percent change	May 2023	May 2024	May 2023	May 2024	May 2023	May 2024	percent change
							number	percent										
Act on Neg Inst	1	0	-100%	1	0	-100%	0	100%	0	0	0%	0%	0%	0	0	0	0	0%
Asbestos	0	0	0%	0	0	0%	0	100%	0	0	0%	0%	0%	0	0	0	0	0%
Assault & Bat	0	0	0%	4	0	-100%	0	100%	0	1		0%	100%	0		0	1	
Auto - Pers Inj	40	45	13%	42	42	0%	-3	93%	15	6	-60%	32%	12%	429	150	47	51	9%
Auto - Property	4	6	50%	6	2	-67%	-4	33%	1	0	-100%	20%	0%	200	0	5	6	20%
Book Account	35	25	-29%	31	26	-16%	1	104%	1	2	100%	5%	11%	29	83	21	19	-10%
Civil Rights	3	4	33%	4	3	-25%	-1	75%	0	1		0%	20%	0	300	3	5	67%
Complex Comm	1	0	-100%	1	0	-100%	0	100%	0	0	0%	0%	0%	0	0	0	0	0%
Condemnation	0	1		0	0	0%	-1	0%	0	0	0%	0%	0%	0	0	0	1	
Construction	0	0	0%	1	2	100%	2	100%	1	0	-100%	50%	0%		0	2	0	-100%
Contract/Comm	42	41	-2%	42	32	-24%	-9	78%	2	0	-100%	9%	0%	56	0	23	34	48%
Employment	0	3		0	2		-1	67%	0	0	0%	0%	0%	0	0	0	1	
Lieu of P. Writ	6	5	-17%	5	3	-40%	-2	60%	0	0	0%	0%	0%	0	0	6	7	17%
Medical Malprac	2	2	0%	2	1	-50%	-1	50%	1	0	-100%	33%	0%	600	0	3	4	33%
Name Change	16	17	6%	14	13	-7%	-4	76%	0	0	0%	0%	0%	0	0	4	8	100%
Other Insurance	1	1	0%	0	2		1	200%	1	0	-100%	50%	0%	1,200	0	2	1	-50%
Other MCL	0	1		0	1		0	100%	0	0	0%	0%	0%	0	0	0	0	0%
Other Track 1	17	29	71%	20	27	35%	-2	93%	3	1	-67%	33%	9%	180	39	9	11	22%
Other Track 3	8	7	-13%	6	18	200%	11	257%	2	0	-100%	13%	0%	300	0	15	5	-67%
Other Track 4	2	2	0%	1	1	0%	-1	50%	2	2	0%	50%	50%	1,200	1,200	4	4	0%
Personal Injury	19	30	58%	27	26	-4%	-4	87%	9	8	-11%	28%	21%	491	291	32	38	19%
Prod Liability	0	4		1	5	400%	1	125%	1	0	-100%	100%	0%		0	1	0	-100%
Prof Malpractic	1	4	300%	1	3	200%	-1	75%	1	3	200%	25%	60%	1,200	900	4	5	25%
PIP Coverage	3	0	-100%	1	2	100%	2	100%	0	0	0%	0%	0%	0	0	2	0	-100%
Real Property	5	2	-60%	3	2	-33%	0	100%	0	1		0%	33%	0	600	2	3	50%
Tort Other	9	3	-67%	9	7	-22%	4	233%	3	3	0%	38%	60%	400	900	8	5	-38%
Toxic Tort	1	1	0%	4	0	-100%	-1	0%	0	0	0%	0%	0%	0	0	0	1	
UM/UM Bod Inj	6	1	-83%	1	7	600%	6	700%	2	0	-100%	25%	0%	400	0	8	3	-63%
Total	222	234	5%	227	227	0%	-7	97%	45	28	-38%	22%	13%	221	129	201	213	6%

NOTE: Some Multicounty Litigation (MCL) cases were transferred in November 2014: Atlantic to Bergen = 8,935; Atlantic to Middlesex = 4,070.

CIVIL BACKLOG SUMMARY BY CASETYPE

May 2024

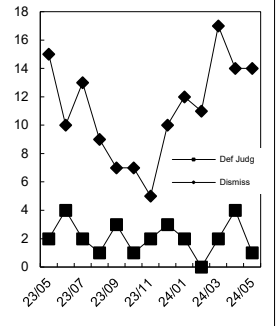
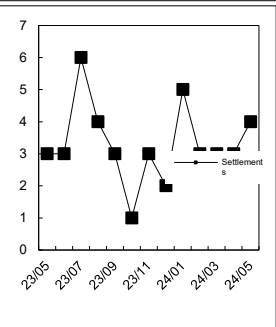
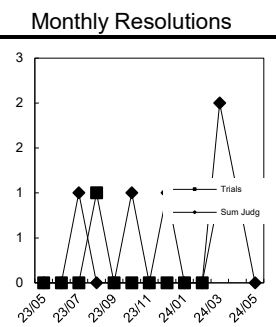
SALEM

	Cases in Backlog															Total Backlog
	Track 1					Track 2				Track 3			Track 4			
	12 to 18 months	18 to 24 months	24 to 36 months	over 36 months	Total Track 1	18 to 24 months	24 to 36 months	over 36 months	Total Track 2	24 to 36 months	over 36 months	Total Track 3	24 to 36 months	over 36 months	Total Track 4	
Act on Neg Inst	0	0	0	0	0	0	0	0	0	0	0	0	0	0	0	0
Asbestos	0	0	0	0	0	0	0	0	0	0	0	0	0	0	0	0
Assault & Bat	0	0	0	0	0	0	0	0	0	1	0	1	0	0	0	1
Auto - Pers Inj	0	0	0	0	0	4	1	1	6	0	0	0	0	0	0	6
Auto - Property	0	0	0	0	0	0	0	0	0	0	0	0	0	0	0	0
Book Account	2	0	0	0	2	0	0	0	0	0	0	0	0	0	0	2
Civil Rights	0	0	0	0	0	0	0	0	0	1	0	1	0	0	0	1
Complex Comm	0	0	0	0	0	0	0	0	0	0	0	0	0	0	0	0
Condemnation	0	0	0	0	0	0	0	0	0	0	0	0	0	0	0	0
Construction	0	0	0	0	0	0	0	0	0	0	0	0	0	0	0	0
Contract/Comm	0	0	0	0	0	0	0	0	0	0	0	0	0	0	0	0
Employment	0	0	0	0	0	0	0	0	0	0	0	0	0	0	0	0
Lieu of P. Writ	0	0	0	0	0	0	0	0	0	0	0	0	0	0	0	0
Medical Malprac	0	0	0	0	0	0	0	0	0	0	0	0	0	0	0	0
Name Change	0	0	0	0	0	0	0	0	0	0	0	0	0	0	0	0
Other Insurance	0	0	0	0	0	0	0	0	0	0	0	0	0	0	0	0
Other MCL	0	0	0	0	0	0	0	0	0	0	0	0	0	0	0	0
Other Track 1	0	0	1	0	1	0	0	0	0	0	0	0	0	0	0	1
Other Track 3	0	0	0	0	0	0	0	0	0	0	0	0	0	0	0	0
Other Track 4	0	0	0	0	0	0	0	0	0	0	0	0	0	2	2	2
Personal Injury	0	0	0	0	0	2	5	1	8	0	0	0	0	0	0	8
Prod Liability	0	0	0	0	0	0	0	0	0	0	0	0	0	0	0	0
Prof Malpractic	0	0	0	0	0	0	0	0	0	2	1	3	0	0	0	3
PIP Coverage	0	0	0	0	0	0	0	0	0	0	0	0	0	0	0	0
Real Property	0	0	0	1	1	0	0	0	0	0	0	0	0	0	0	1
Tort Other	0	0	0	0	0	2	0	1	3	0	0	0	0	0	0	3
Toxic Tort	0	0	0	0	0	0	0	0	0	0	0	0	0	0	0	0
UM/UIM Bod Inj	0	0	0	0	0	0	0	0	0	0	0	0	0	0	0	0
Total	2	0	1	1	4	8	6	3	17	4	1	5	0	2	2	28

NOTE: Some Multicounty Litigation (MCL) cases were transferred in November 2014: Atlantic to Bergen = 8,935; Atlantic to Middlesex = 4,070.

**CIVIL RESOLUTION SUMMARY BY CASETYPE
JULY 2023 - MAY 2024
SALEM**

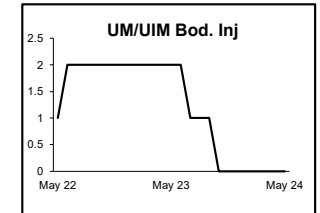
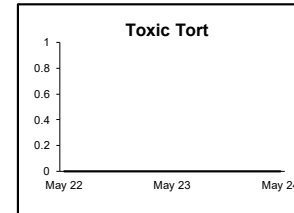
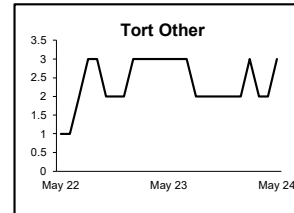
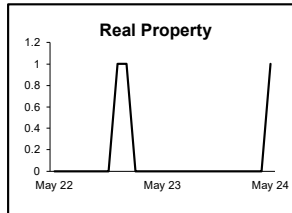
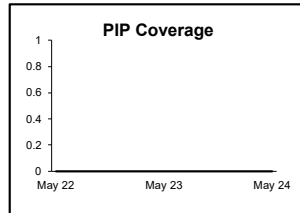
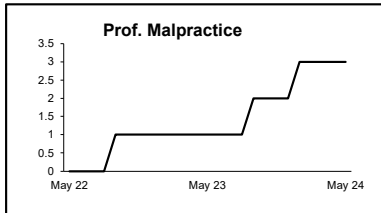
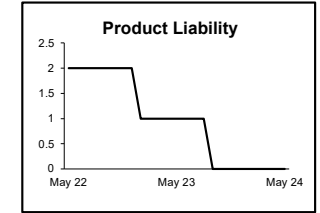
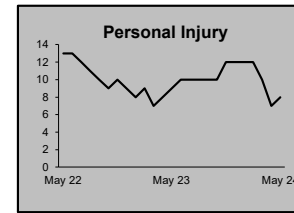
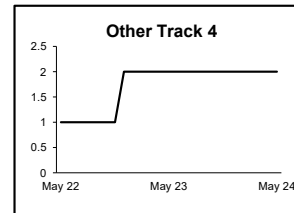
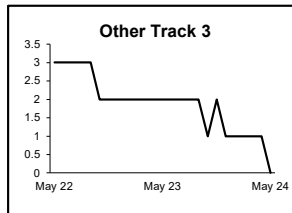
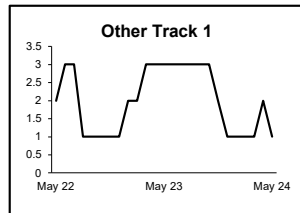
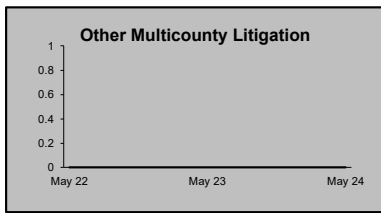
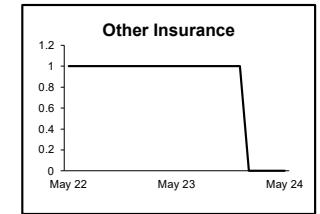
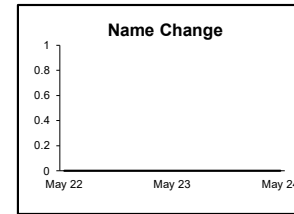
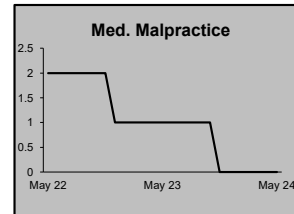
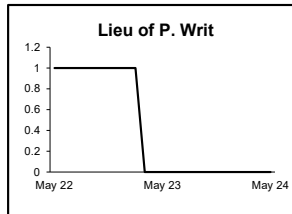
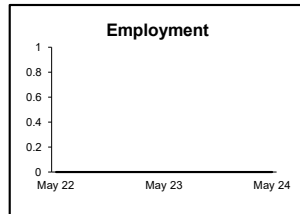
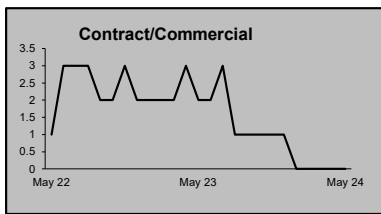
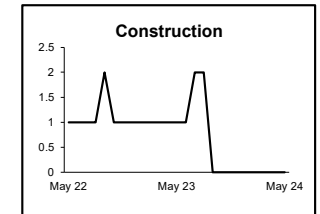
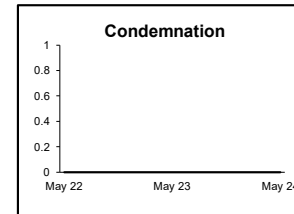
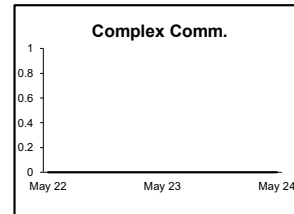
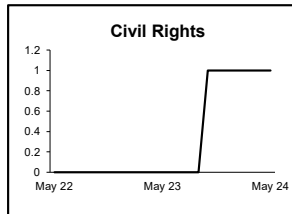
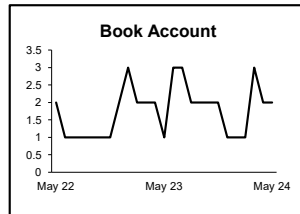
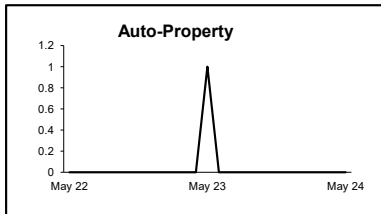
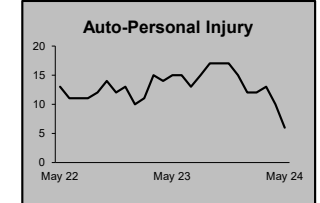
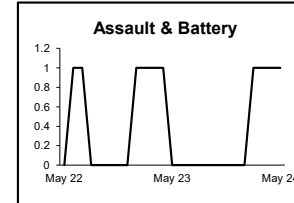
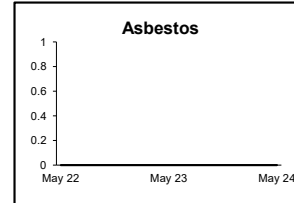

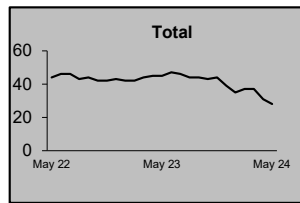
	Trial			Summary					Total	Percent resolved by						Monthly Resolutions
	Jury	Nonjury	Total	Judgment	Settlement	Default Judgment	Dismiss	Other		Trial	Sum Jud	Settle	Default J	Dismiss	Other	
Act on Neg Inst	0	0	0	0	0	0	0	0	0	0%	0%	0%	0%	0%	0%	
Asbestos	0	0	0	0	0	0	0	0	0	0%	0%	0%	0%	0%	0%	
Assault & Bat	0	0	0	0	0	0	0	0	0	0%	0%	0%	0%	0%	0%	
Auto - Pers Inj	1	0	1	0	8	2	26	5	42	2%	0%	19%	5%	62%	12%	
Auto - Property	0	0	0	0	0	2	0	0	2	0%	0%	0%	100%	0%	0%	
Book Account	0	0	0	0	2	9	15	0	26	0%	0%	8%	35%	58%	0%	
Civil Rights	0	0	0	1	0	0	2	0	3	0%	33%	0%	0%	67%	0%	
Complex Commerc	0	0	0	0	0	0	0	0	0	0%	0%	0%	0%	0%	0%	
Condemnation	0	0	0	0	0	0	0	0	0	0%	0%	0%	0%	0%	0%	
Construction	0	0	0	0	2	0	0	0	2	0%	0%	100%	0%	0%	0%	
Contract/Commer	0	0	0	2	8	6	15	1	32	0%	6%	25%	19%	47%	3%	
Employment	0	0	0	0	0	0	1	1	2	0%	0%	0%	0%	50%	50%	
Lieu of P. Writ	0	0	0	0	0	0	2	1	3	0%	0%	0%	0%	67%	33%	
Medical Malprac	0	0	0	0	1	0	0	0	1	0%	0%	100%	0%	0%	0%	
Name Change	0	0	0	0	0	0	0	13	13	0%	0%	0%	0%	0%	100%	
Other Insurance	0	0	0	1	1	0	0	0	2	0%	50%	50%	0%	0%	0%	
Other MCL	0	0	0	0	0	0	0	1	1	0%	0%	0%	0%	0%	100%	
Other Track 1	0	1	1	0	2	1	11	12	27	4%	0%	7%	4%	41%	44%	
Other Track 3	0	0	0	0	4	0	11	3	18	0%	0%	22%	0%	61%	17%	
Other Track 4	0	0	0	0	0	0	0	1	1	0%	0%	0%	0%	0%	100%	
Personal Injury	1	0	1	2	7	0	14	2	26	4%	8%	27%	0%	54%	8%	
Prod Liability	0	0	0	0	0	0	5	0	5	0%	0%	0%	0%	100%	0%	
Prof Malpractic	0	0	0	0	0	0	3	0	3	0%	0%	0%	0%	100%	0%	
PIP Coverage	0	0	0	0	0	0	2	0	2	0%	0%	0%	0%	100%	0%	
Real Property	0	0	0	0	1	0	1	0	2	0%	0%	50%	0%	50%	0%	
Tort Other	0	1	1	0	0	1	5	0	7	14%	0%	0%	14%	71%	0%	
Toxic Tort	0	0	0	0	0	0	0	0	0	0%	0%	0%	0%	0%	0%	
UM/UIM Bod Inj	0	0	0	0	1	0	6	0	7	0%	0%	14%	0%	86%	0%	
Total	2	2	4	6	37	21	119	40	227	2%	3%	16%	9%	52%	18%	



NOTE: Some Multicounty Litigation (MCL) cases were transferred in November 2014: Atlantic to Bergen = 8,935; Atlantic to Middlesex = 4,070.

**CIVIL BACKLOG BY CASETYPE
MAY 2024
SALEM**

	Total	Backlog	% chg
May 22		44	
May 23		45	2%
May 24		28	-38%



1) Casetypes with the state's largest backlogs are highlighted.

2) Some Multicounty Litigation (MCL) cases were transferred in November 2014: Atlantic to Bergen = 8,935; Atlantic to Middlesex = 4,070.

CIVIL CASELOAD SUMMARY BY CASETYPE
JULY 2023 - MAY 2024
SOMERSET

	Filings			Resolutions			Clearance		Backlog			Backlog Percent		Backlog Per 100 Monthly Filings		Active Pending		
	Jul 2022 to May 2023	Jul 2023 to May 2024	percent change	Jul 2022 to May 2023	Jul 2023 to May 2024	percent change	Jul 2023 - May 2024		May 2023	May 2024	percent change	May 2023	May 2024	May 2023	May 2024	May 2023	May 2024	percent change
							number	percent										
Act on Neg Inst	2	8	300%	0	5		-3	63%	1	0	-100%	33%	0%	600	0	3	5	67%
Asbestos	0	0	0%	0	0	0%	0	100%	0	0	0%	0%	0%	0	0	0	0	0%
Assault & Bat	7	1	-86%	4	2	-50%	1	200%	5	9	80%	33%	60%	857	10,800	15	15	0%
Auto - Pers Inj	298	322	8%	335	317	-5%	-5	98%	166	139	-16%	35%	29%	598	477	477	481	1%
Auto - Property	11	23	109%	19	16	-16%	-7	70%	1	2	100%	10%	10%	92	92	10	20	100%
Book Account	153	243	59%	175	161	-8%	-82	66%	6	10	67%	7%	6%	40	47	85	155	82%
Civil Rights	11	15	36%	7	8	14%	-7	53%	6	8	33%	40%	36%	655	640	15	22	47%
Complex Comm	9	6	-33%	9	4	-56%	-2	67%	7	8	14%	44%	47%	840	1,600	16	17	6%
Condemnation	2	2	0%	2	5	150%	3	250%	1	0	-100%	33%	0%	600	0	3	1	-67%
Construction	11	7	-36%	5	11	120%	4	157%	2	3	50%	17%	27%	218	360	12	11	-8%
Contract/Comm	276	243	-12%	254	244	-4%	1	100%	54	77	43%	20%	29%	220	350	273	270	-1%
Employment	8	8	0%	12	8	-33%	0	100%	3	6	100%	25%	50%	360	900	12	12	0%
Lieu of P. Writ	25	16	-36%	10	11	10%	-5	69%	2	8	300%	6%	21%	92	600	36	38	6%
Medical Malprac	14	15	7%	21	11	-48%	-4	73%	26	29	12%	58%	59%	2,080	2,175	45	49	9%
Name Change	116	112	-3%	117	110	-6%	-2	98%	0	0	0%	0%	0%	0	0	13	15	15%
Other Insurance	14	11	-21%	8	8	0%	-3	73%	5	4	-20%	33%	33%	375	436	15	12	-20%
Other MCL	0	0	0%	0	0	0%	0	100%	0	0	0%	0%	0%	0	0	0	0	0%
Other Track 1	104	99	-5%	113	96	-15%	-3	97%	5	5	0%	10%	12%	49	58	51	41	-20%
Other Track 3	51	51	0%	44	43	-2%	-8	84%	17	22	29%	22%	24%	385	447	76	90	18%
Other Track 4	8	6	-25%	11	8	-27%	2	133%	13	9	-31%	81%	56%	1,950	1,800	16	16	0%
Personal Injury	167	168	1%	146	150	3%	-18	89%	111	123	11%	36%	37%	724	777	306	334	9%
Prod Liability	10	4	-60%	9	6	-33%	2	150%	4	2	-50%	33%	22%	436	600	12	9	-25%
Prof Malpractic	11	10	-9%	10	7	-30%	-3	70%	14	18	29%	45%	50%	1,400	1,800	31	36	16%
PIP Coverage	2	1	-50%	3	1	-67%	0	100%	0	0	0%	0%	0%	0	0	0	0	0%
Real Property	9	6	-33%	12	9	-25%	3	150%	1	2	100%	17%	50%	133	343	6	4	-33%
Tort Other	155	197	27%	101	162	60%	-35	82%	12	23	92%	10%	16%	89	135	115	144	25%
Toxic Tort	0	0	0%	0	0	0%	0	100%	0	0	0%	0%	0%	0	0	0	0	0%
UM/UIM Bod Inj	11	12	9%	17	13	-24%	1	108%	15	15	0%	54%	56%	1,200	1,500	28	27	-4%
Total	1,485	1,586	7%	1,444	1,416	-2%	-170	89%	477	522	9%	29%	29%	350	367	1,671	1,824	9%

NOTE: Some Multicounty Litigation (MCL) cases were transferred in November 2014: Atlantic to Bergen = 8,935; Atlantic to Middlesex = 4,070.

CIVIL BACKLOG SUMMARY BY CASETYPE

May 2024

SOMERSET

	Cases in Backlog															Total Backlog
	Track 1					Track 2				Track 3			Track 4			
	12 to 18 months	18 to 24 months	24 to 36 months	over 36 months	Total Track 1	18 to 24 months	24 to 36 months	over 36 months	Total Track 2	24 to 36 months	over 36 months	Total Track 3	24 to 36 months	over 36 months	Total Track 4	
Act on Neg Inst	0	0	0	0	0	0	0	0	0	0	0	0	0	0	0	0
Asbestos	0	0	0	0	0	0	0	0	0	0	0	0	0	0	0	0
Assault & Bat	0	0	0	0	0	0	0	0	0	4	5	9	0	0	0	9
Auto - Pers Inj	0	0	0	0	0	52	51	36	139	0	0	0	0	0	0	139
Auto - Property	0	0	0	0	0	1	0	1	2	0	0	0	0	0	0	2
Book Account	6	3	0	1	10	0	0	0	0	0	0	0	0	0	0	10
Civil Rights	0	0	0	0	0	0	0	0	0	5	3	8	0	0	0	8
Complex Comm	0	0	0	0	0	0	0	0	0	0	0	0	1	7	8	8
Condemnation	0	0	0	0	0	0	0	0	0	0	0	0	0	0	0	0
Construction	0	0	0	0	0	1	0	2	3	0	0	0	0	0	0	3
Contract/Comm	0	0	0	0	0	23	33	21	77	0	0	0	0	0	0	77
Employment	0	0	0	0	0	3	3	0	6	0	0	0	0	0	0	6
Lieu of P. Writ	0	0	0	0	0	0	0	0	0	0	0	0	7	1	8	8
Medical Malprac	0	0	0	0	0	0	0	0	0	8	21	29	0	0	0	29
Name Change	0	0	0	0	0	0	0	0	0	0	0	0	0	0	0	0
Other Insurance	2	0	1	1	4	0	0	0	0	0	0	0	0	0	0	4
Other MCL	0	0	0	0	0	0	0	0	0	0	0	0	0	0	0	0
Other Track 1	2	1	2	0	5	0	0	0	0	0	0	0	0	0	0	5
Other Track 3	0	0	0	0	0	0	0	0	0	13	9	22	0	0	0	22
Other Track 4	0	0	0	0	0	0	0	0	0	0	0	0	1	8	9	9
Personal Injury	0	0	0	0	0	41	43	39	123	0	0	0	0	0	0	123
Prod Liability	0	0	0	0	0	0	0	0	0	0	2	2	0	0	0	2
Prof Malpractic	0	0	0	0	0	0	0	0	0	5	13	18	0	0	0	18
PIP Coverage	0	0	0	0	0	0	0	0	0	0	0	0	0	0	0	0
Real Property	1	0	0	1	2	0	0	0	0	0	0	0	0	0	0	2
Tort Other	0	0	0	0	0	15	6	2	23	0	0	0	0	0	0	23
Toxic Tort	0	0	0	0	0	0	0	0	0	0	0	0	0	0	0	0
UM/UIM Bod Inj	0	0	0	0	0	3	8	4	15	0	0	0	0	0	0	15
Total	11	4	3	3	21	139	144	105	388	35	53	88	9	16	25	522

NOTE: Some Multicounty Litigation (MCL) cases were transferred in November 2014: Atlantic to Bergen = 8,935; Atlantic to Middlesex = 4,070.

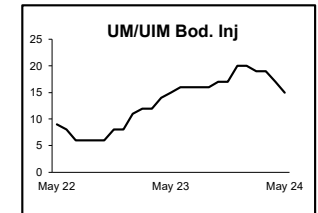
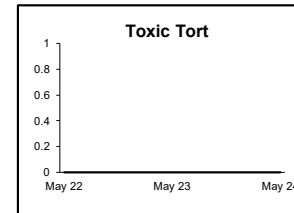
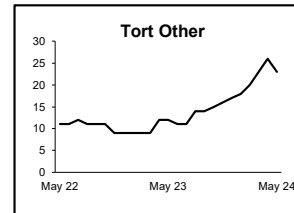
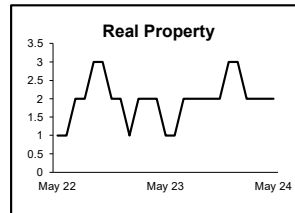
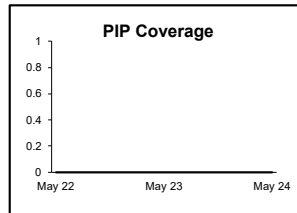
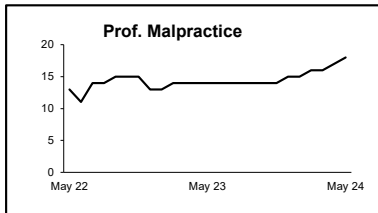
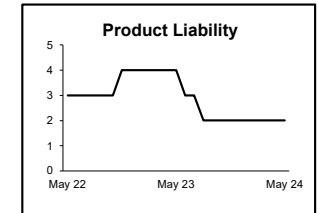
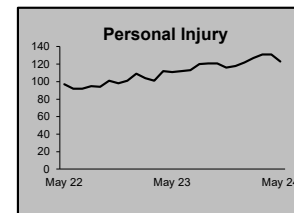
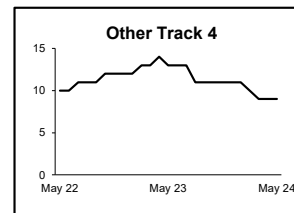
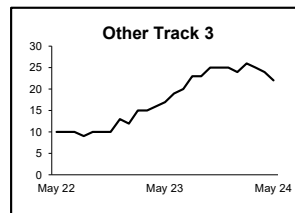
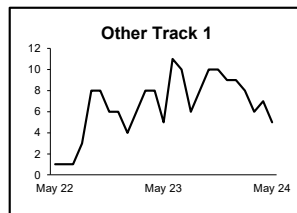
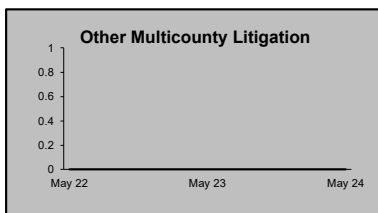
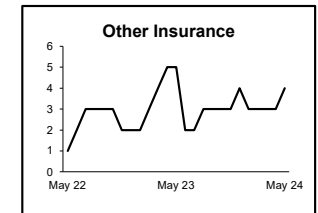
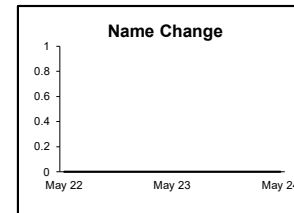
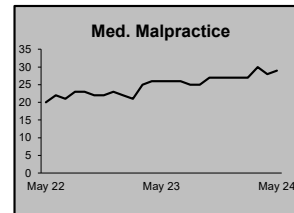
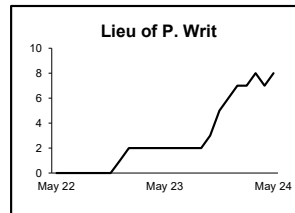
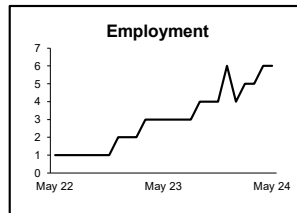
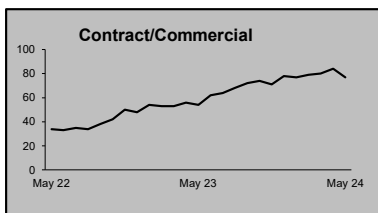
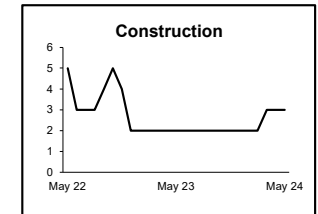
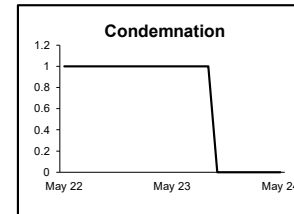
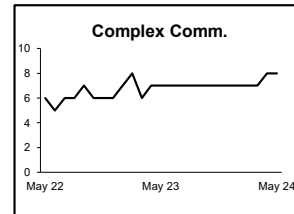
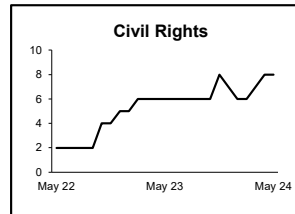
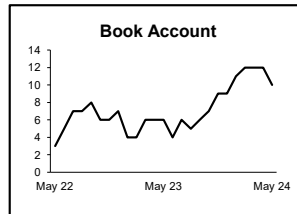
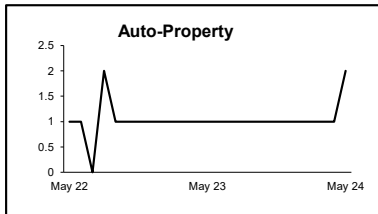
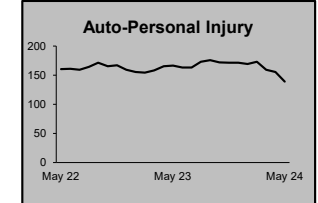
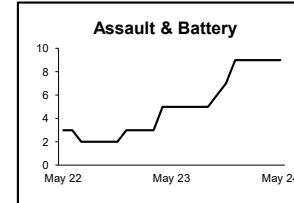
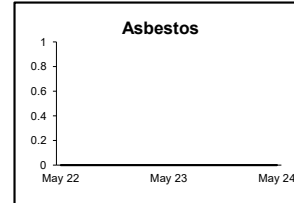
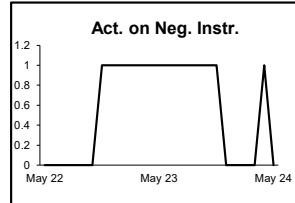
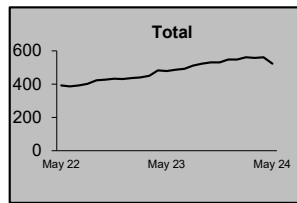
**CIVIL RESOLUTION SUMMARY BY CASETYPE
JULY 2023 - MAY 2024
SOMERSET**

	Trial			Summary					Total	Percent resolved by						Monthly Resolutions
	Jury	Nonjury	Total	Judgment	Settlement	Default Judgment	Dismiss	Other		Trial	Sum Jud	Settle	Default J	Dismiss	Other	
Act on Neg Inst	0	0	0	0	1	1	3	0	5	0%	0%	20%	20%	60%	0%	
Asbestos	0	0	0	0	0	0	0	0	0	0%	0%	0%	0%	0%	0%	
Assault & Bat	0	0	0	0	1	0	1	0	2	0%	0%	50%	0%	50%	0%	
Auto - Pers Inj	2	0	2	1	85	3	213	13	317	1%	0%	27%	1%	67%	4%	
Auto - Property	0	0	0	0	1	6	9	0	16	0%	0%	6%	38%	56%	0%	
Book Account	0	0	0	7	44	40	68	2	161	0%	4%	27%	25%	42%	1%	
Civil Rights	0	0	0	0	2	0	5	1	8	0%	0%	25%	0%	63%	13%	
Complex Commerc	0	0	0	1	0	0	3	0	4	0%	25%	0%	0%	75%	0%	
Condemnation	0	0	0	1	0	0	4	0	5	0%	20%	0%	0%	80%	0%	
Construction	0	0	0	0	1	2	7	1	11	0%	0%	9%	18%	64%	9%	
Contract/Commer	1	3	4	3	37	46	144	10	244	2%	1%	15%	19%	59%	4%	
Employment	0	0	0	0	3	2	2	1	8	0%	0%	38%	25%	25%	13%	
Lieu of P. Writ	0	0	0	1	1	0	7	2	11	0%	9%	9%	0%	64%	18%	
Medical Malprac	0	0	0	0	4	0	7	0	11	0%	0%	36%	0%	64%	0%	
Name Change	0	0	0	0	0	0	4	106	110	0%	0%	0%	0%	4%	96%	
Other Insurance	0	0	0	0	1	1	6	0	8	0%	0%	13%	13%	75%	0%	
Other MCL	0	0	0	0	0	0	0	0	0	0%	0%	0%	0%	0%	0%	
Other Track 1	0	1	1	0	13	8	42	32	96	1%	0%	14%	8%	44%	33%	
Other Track 3	0	0	0	0	14	0	25	4	43	0%	0%	33%	0%	58%	9%	
Other Track 4	0	0	0	0	3	2	3	0	8	0%	0%	38%	25%	38%	0%	
Personal Injury	2	0	2	3	50	0	83	12	150	1%	2%	33%	0%	55%	8%	
Prod Liability	0	0	0	0	3	0	3	0	6	0%	0%	50%	0%	50%	0%	
Prof Malpractic	0	0	0	0	1	1	4	1	7	0%	0%	14%	14%	57%	14%	
PIP Coverage	0	0	0	0	0	0	1	0	1	0%	0%	0%	0%	100%	0%	
Real Property	0	0	0	0	1	0	6	2	9	0%	0%	11%	0%	67%	22%	
Tort Other	0	0	0	4	11	91	51	5	162	0%	2%	7%	56%	31%	3%	
Toxic Tort	0	0	0	0	0	0	0	0	0	0%	0%	0%	0%	0%	0%	
UM/UIM Bod Inj	0	0	0	0	6	0	7	0	13	0%	0%	46%	0%	54%	0%	
Total	5	4	9	21	283	203	708	192	1,416	1%	1%	20%	14%	50%	14%	

NOTE: Some Multicounty Litigation (MCL) cases were transferred in November 2014: Atlantic to Bergen = 8,935; Atlantic to Middlesex = 4,070.

**CIVIL BACKLOG BY CASETYPE
MAY 2024
SOMERSET**

	Total	Backlog	% chg
May 22		392	
May 23		477	22%
May 24		522	9%



1) Casetypes with the state's largest backlogs are highlighted.

2) Some Multicounty Litigation (MCL) cases were transferred in November 2014: Atlantic to Bergen = 8,935; Atlantic to Middlesex = 4,070.

CIVIL CASELOAD SUMMARY BY CASETYPE
JULY 2023 - MAY 2024
SUSSEX

	Filings			Resolutions			Clearance		Backlog			Backlog Percent		Backlog Per 100 Monthly Filings		Active Pending		
	Jul 2022 to May 2023	Jul 2023 to May 2024	percent change	Jul 2022 to May 2023	Jul 2023 to May 2024	percent change	Jul 2023 - May 2024		May 2023	May 2024	percent change	May 2023	May 2024	May 2023	May 2024	May 2023	May 2024	percent change
							number	percent										
Act on Neg Inst	4	2	-50%	3	3	0%	1	150%	0	0	0%	0%	0%	0	0	2	1	-50%
Asbestos	0	0	0%	0	0	0%	0	100%	0	0	0%	0%	0%	0	0	0	0	0%
Assault & Bat	0	3		2	3	50%	0	100%	0	4		0%	100%	0	1,600	3	4	33%
Auto - Pers Inj	68	82	21%	75	93	24%	11	113%	46	25	-46%	36%	22%	736	341	127	113	-11%
Auto - Property	5	7	40%	4	7	75%	0	100%	1	0	-100%	14%	0%	200	0	7	6	-14%
Book Account	78	118	51%	81	119	47%	1	101%	2	3	50%	5%	7%	29	29	41	42	2%
Civil Rights	2	2	0%	4	5	25%	3	250%	5	3	-40%	71%	100%	3,000	1,800	7	3	-57%
Complex Comm	6	1	-83%	4	5	25%	4	500%	3	2	-33%	50%	67%	600	1,200	6	3	-50%
Condemnation	0	2		0	0	0%	-2	0%	0	0	0%	0%	0%	0	0	0	2	
Construction	4	7	75%	4	6	50%	-1	86%	1	0	-100%	33%	0%	240	0	3	4	33%
Contract/Comm	101	80	-21%	70	104	49%	24	130%	10	14	40%	11%	19%	111	189	94	73	-22%
Employment	2	5	150%	3	4	33%	-1	80%	1	0	-100%	33%	0%	600	0	3	4	33%
Lieu of P. Writ	3	7	133%	2	4	100%	-3	57%	0	0	0%	0%	0%	0	0	3	7	133%
Medical Malprac	8	11	38%	14	11	-21%	0	100%	10	9	-10%	48%	41%	1,333	982	21	22	5%
Name Change	38	37	-3%	44	36	-18%	-1	97%	0	0	0%	0%	0%	0	0	10	3	-70%
Other Insurance	6	4	-33%	4	2	-50%	-2	50%	0	2		0%	67%	0	600	2	3	50%
Other MCL	0	0	0%	0	0	0%	0	100%	0	0	0%	0%	0%	0	0	0	0	0%
Other Track 1	28	42	50%	31	39	26%	-3	93%	7	6	-14%	29%	25%	263	157	24	24	0%
Other Track 3	21	24	14%	31	17	-45%	-7	71%	8	8	0%	26%	21%	436	356	31	39	26%
Other Track 4	2	1	-50%	3	3	0%	2	300%	2	0	-100%	40%	0%	1,200	0	5	1	-80%
Personal Injury	71	76	7%	65	90	38%	14	118%	42	27	-36%	34%	25%	672	381	122	110	-10%
Prod Liability	5	2	-60%	5	1	-80%	-1	50%	2	2	0%	40%	29%	480	800	5	7	40%
Prof Malpractic	2	7	250%	4	6	50%	-1	86%	5	6	20%	50%	40%	2,000	1,029	10	15	50%
PIP Coverage	2	0	-100%	1	1	0%	1	100%	0	0	0%	0%	0%	0	0	1	0	-100%
Real Property	18	6	-67%	11	7	-36%	1	117%	1	4	300%	8%	50%	67	800	12	8	-33%
Tort Other	14	22	57%	20	15	-25%	-7	68%	7	9	29%	50%	36%	525	432	14	25	79%
Toxic Tort	0	0	0%	0	0	0%	0	100%	1	1	0%	100%	100%			1	1	0%
UM/UIM Bod Inj	3	0	-100%	3	2	-33%	2	100%	0	2		0%	100%	0		4	2	-50%
Total	491	548	12%	488	583	19%	35	106%	154	127	-18%	28%	24%	350	257	558	522	-6%

NOTE: Some Multicounty Litigation (MCL) cases were transferred in November 2014: Atlantic to Bergen = 8,935; Atlantic to Middlesex = 4,070.

CIVIL BACKLOG SUMMARY BY CASETYPE

May 2024

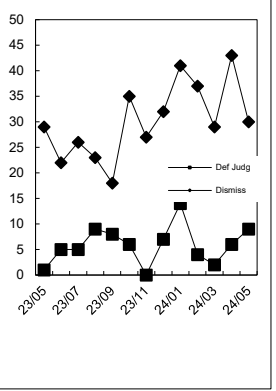
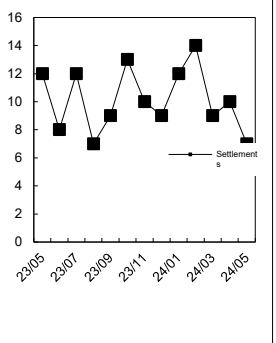
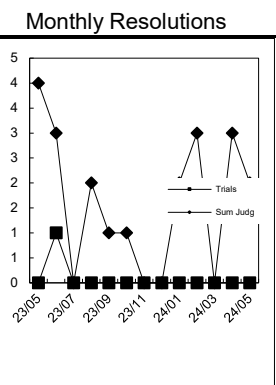
SUSSEX

	Cases in Backlog															Total Backlog
	Track 1					Track 2				Track 3			Track 4			
	12 to 18 months	18 to 24 months	24 to 36 months	over 36 months	Total Track 1	18 to 24 months	24 to 36 months	over 36 months	Total Track 2	24 to 36 months	over 36 months	Total Track 3	24 to 36 months	over 36 months	Total Track 4	
Act on Neg Inst	0	0	0	0	0	0	0	0	0	0	0	0	0	0	0	0
Asbestos	0	0	0	0	0	0	0	0	0	0	0	0	0	0	0	0
Assault & Bat	0	0	0	0	0	0	0	0	0	2	2	4	0	0	0	4
Auto - Pers Inj	0	0	0	0	0	9	11	5	25	0	0	0	0	0	0	25
Auto - Property	0	0	0	0	0	0	0	0	0	0	0	0	0	0	0	0
Book Account	3	0	0	0	3	0	0	0	0	0	0	0	0	0	0	3
Civil Rights	0	0	0	0	0	0	0	0	0	0	3	3	0	0	0	3
Complex Comm	0	0	0	0	0	0	0	0	0	0	0	0	0	2	2	2
Condemnation	0	0	0	0	0	0	0	0	0	0	0	0	0	0	0	0
Construction	0	0	0	0	0	0	0	0	0	0	0	0	0	0	0	0
Contract/Comm	0	0	0	0	0	9	5	0	14	0	0	0	0	0	0	14
Employment	0	0	0	0	0	0	0	0	0	0	0	0	0	0	0	0
Lieu of P. Writ	0	0	0	0	0	0	0	0	0	0	0	0	0	0	0	0
Medical Malprac	0	0	0	0	0	0	0	0	0	3	6	9	0	0	0	9
Name Change	0	0	0	0	0	0	0	0	0	0	0	0	0	0	0	0
Other Insurance	2	0	0	0	2	0	0	0	0	0	0	0	0	0	0	2
Other MCL	0	0	0	0	0	0	0	0	0	0	0	0	0	0	0	0
Other Track 1	2	2	1	0	5	0	0	0	0	1	0	1	0	0	0	6
Other Track 3	0	0	0	0	0	0	0	0	0	4	4	8	0	0	0	8
Other Track 4	0	0	0	0	0	0	0	0	0	0	0	0	0	0	0	0
Personal Injury	0	0	0	0	0	16	10	1	27	0	0	0	0	0	0	27
Prod Liability	0	0	0	0	0	0	0	0	0	0	2	2	0	0	0	2
Prof Malpractic	0	0	0	0	0	0	0	0	0	3	3	6	0	0	0	6
PIP Coverage	0	0	0	0	0	0	0	0	0	0	0	0	0	0	0	0
Real Property	3	1	0	0	4	0	0	0	0	0	0	0	0	0	0	4
Tort Other	0	0	0	0	0	2	5	2	9	0	0	0	0	0	0	9
Toxic Tort	0	0	0	0	0	0	0	0	0	0	1	1	0	0	0	1
UM/UIM Bod Inj	0	0	0	0	0	2	0	0	2	0	0	0	0	0	0	2
Total	10	3	1	0	14	38	31	8	77	13	21	34	0	2	2	127

NOTE: Some Multicounty Litigation (MCL) cases were transferred in November 2014: Atlantic to Bergen = 8,935; Atlantic to Middlesex = 4,070.

CIVIL RESOLUTION SUMMARY BY CASETYPE
JULY 2023 - MAY 2024
SUSSEX

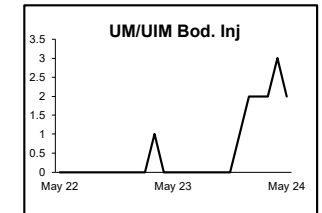
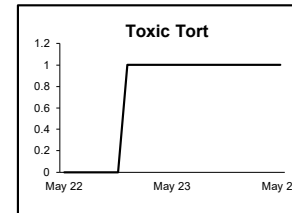
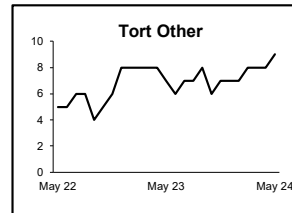
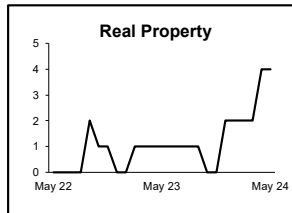
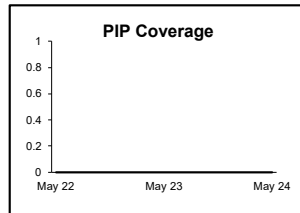
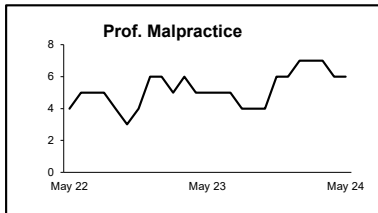
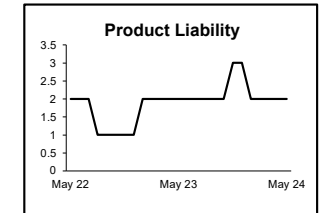
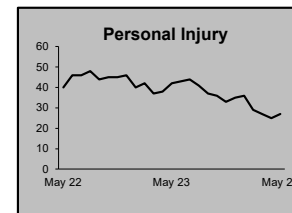
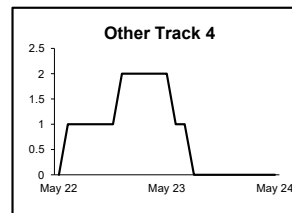
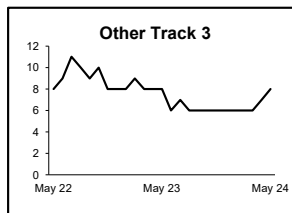
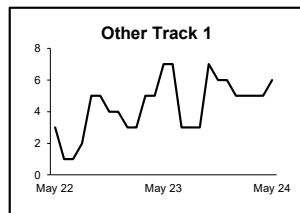
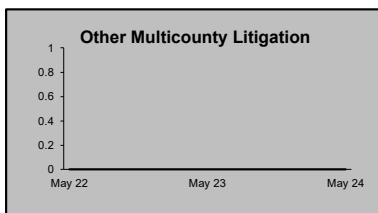
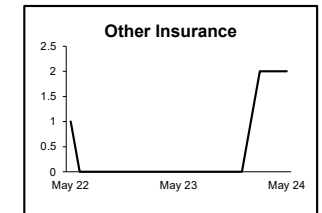
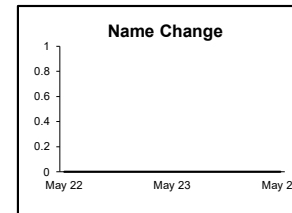
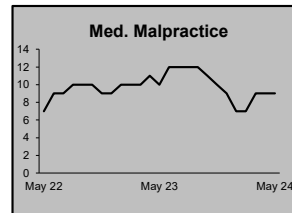
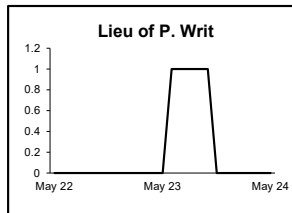
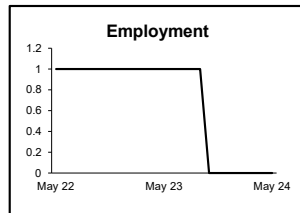
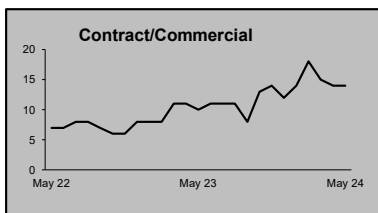
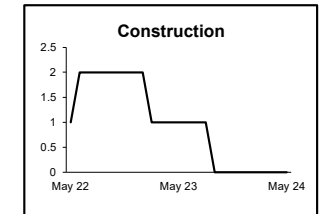
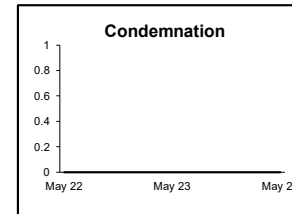
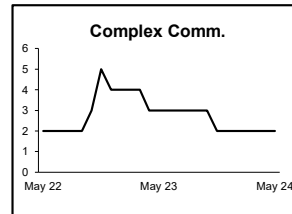
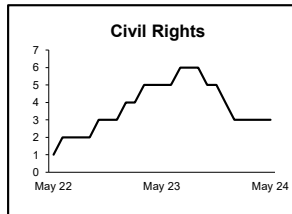
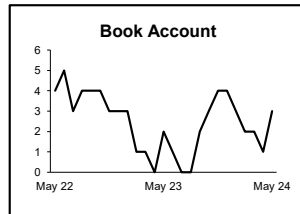
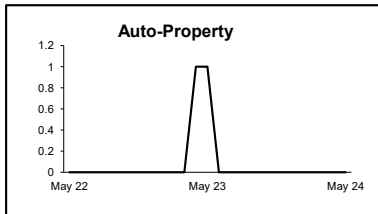
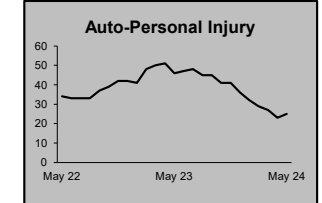
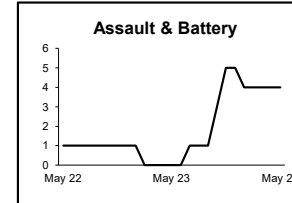
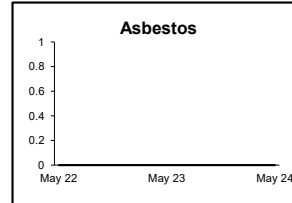
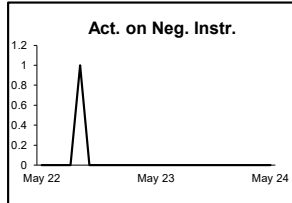
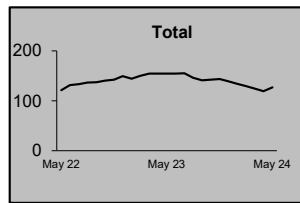
	Trial			Summary					Total	Percent resolved by						Monthly Resolutions
	Jury	Nonjury	Total	Judgment	Settlement	Default Judgment	Dismiss	Other		Trial	Sum Jud	Settle	Default J	Dismiss	Other	
Act on Neg Inst	0	0	0	0	0	0	3	0	3	0%	0%	0%	0%	100%	0%	
Asbestos	0	0	0	0	0	0	0	0	0	0%	0%	0%	0%	0%	0%	
Assault & Bat	0	0	0	0	0	0	3	0	3	0%	0%	0%	0%	100%	0%	
Auto - Pers Inj	0	0	0	0	24	2	67	0	93	0%	0%	26%	2%	72%	0%	
Auto - Property	0	0	0	0	1	1	5	0	7	0%	0%	14%	14%	71%	0%	
Book Account	0	0	0	3	15	42	58	1	119	0%	3%	13%	35%	49%	1%	
Civil Rights	0	0	0	0	2	0	3	0	5	0%	0%	40%	0%	60%	0%	
Complex Commerc	0	0	0	0	3	0	2	0	5	0%	0%	60%	0%	40%	0%	
Condemnation	0	0	0	0	0	0	0	0	0	0%	0%	0%	0%	0%	0%	
Construction	0	0	0	0	0	1	5	0	6	0%	0%	0%	17%	83%	0%	
Contract/Commer	0	0	0	6	15	15	66	2	104	0%	6%	14%	14%	63%	2%	
Employment	0	0	0	0	1	0	3	0	4	0%	0%	25%	0%	75%	0%	
Lieu of P. Writ	0	0	0	0	0	0	4	0	4	0%	0%	0%	0%	100%	0%	
Medical Malprac	0	0	0	0	4	0	5	2	11	0%	0%	36%	0%	45%	18%	
Name Change	0	0	0	0	0	0	0	36	36	0%	0%	0%	0%	0%	100%	
Other Insurance	0	0	0	0	0	0	2	0	2	0%	0%	0%	0%	100%	0%	
Other MCL	0	0	0	0	0	0	0	0	0	0%	0%	0%	0%	0%	0%	
Other Track 1	0	0	0	1	4	5	29	0	39	0%	3%	10%	13%	74%	0%	
Other Track 3	0	0	0	0	2	0	14	1	17	0%	0%	12%	0%	82%	6%	
Other Track 4	0	0	0	0	0	0	3	0	3	0%	0%	0%	0%	100%	0%	
Personal Injury	0	0	0	4	29	1	55	1	90	0%	4%	32%	1%	61%	1%	
Prod Liability	0	0	0	0	1	0	0	0	1	0%	0%	100%	0%	0%	0%	
Prof Malpractic	0	0	0	0	3	0	3	0	6	0%	0%	50%	0%	50%	0%	
PIP Coverage	0	0	0	0	0	0	1	0	1	0%	0%	0%	0%	100%	0%	
Real Property	0	0	0	0	3	0	2	2	7	0%	0%	43%	0%	29%	29%	
Tort Other	0	0	0	0	4	3	7	1	15	0%	0%	27%	20%	47%	7%	
Toxic Tort	0	0	0	0	0	0	0	0	0	0%	0%	0%	0%	0%	0%	
UM/UIM Bod Inj	0	0	0	0	1	0	1	0	2	0%	0%	50%	0%	50%	0%	
Total	0	0	0	14	112	70	341	46	583	0%	2%	19%	12%	58%	8%	



NOTE: Some Multicounty Litigation (MCL) cases were transferred in November 2014: Atlantic to Bergen = 8,935; Atlantic to Middlesex = 4,070.

**CIVIL BACKLOG BY CASETYPE
MAY 2024
SUSSEX**

	Total	Backlog	% chg
May 22		121	
May 23		154	27%
May 24		127	-18%



1) Casetypes with the state's largest backlogs are highlighted.

2) Some Multicounty Litigation (MCL) cases were transferred in November 2014: Atlantic to Bergen = 8,935; Atlantic to Middlesex = 4,070.

CIVIL CASELOAD SUMMARY BY CASETYPE
JULY 2023 - MAY 2024
UNION

	Filings			Resolutions			Clearance		Backlog			Backlog Percent		Backlog Per 100 Monthly Filings		Active Pending		
	Jul 2022 to May 2023	Jul 2023 to May 2024	percent change	Jul 2022 to May 2023	Jul 2023 to May 2024	percent change	Jul 2023 - May 2024		May 2023	May 2024	percent change	May 2023	May 2024	May 2023	May 2024	May 2023	May 2024	percent change
							number	percent										
Act on Neg Inst	6	8	33%	5	4	-20%	-4	50%	1	2	100%	25%	25%	200	267	4	8	100%
Asbestos	0	0	0%	0	0	0%	0	100%	0	0	0%	0%	0%	0	0	0	0	0%
Assault & Bat	6	9	50%	10	10	0%	1	111%	1	3	200%	8%	25%	200	400	12	12	0%
Auto - Pers Inj	1,709	1,905	11%	1,949	1,885	-3%	-20	99%	566	382	-33%	25%	16%	361	219	2,295	2,337	2%
Auto - Property	88	100	14%	102	88	-14%	-12	88%	11	2	-82%	18%	3%	138	22	62	75	21%
Book Account	319	374	17%	392	309	-21%	-65	83%	35	31	-11%	19%	12%	117	90	187	258	38%
Civil Rights	13	21	62%	15	18	20%	-3	86%	11	10	-9%	44%	38%	880	545	25	26	4%
Complex Comm	14	9	-36%	9	11	22%	2	122%	12	9	-25%	60%	56%	1,029	1,080	20	16	-20%
Condemnation	5	2	-60%	7	3	-57%	1	150%	1	2	100%	14%	33%	240	1,200	7	6	-14%
Construction	21	16	-24%	32	20	-38%	4	125%	8	7	-13%	35%	32%	417	442	23	22	-4%
Contract/Comm	461	477	3%	467	434	-7%	-43	91%	87	85	-2%	21%	18%	209	190	423	476	13%
Employment	15	17	13%	15	16	7%	-1	94%	5	5	0%	31%	28%	353	316	16	18	13%
Lieu of P. Writ	25	27	8%	21	23	10%	-4	85%	2	2	0%	8%	7%	92	77	26	29	12%
Medical Malprac	33	46	39%	54	34	-37%	-12	74%	52	58	12%	48%	48%	1,486	1,313	109	122	12%
Name Change	153	160	5%	152	160	5%	0	100%	0	0	0%	0%	0%	0	0	49	45	-8%
Other Insurance	16	38	138%	22	25	14%	-13	66%	5	3	-40%	36%	10%	375	84	14	29	107%
Other MCL	0	0	0%	0	0	0%	0	100%	0	0	0%	0%	0%	0	0	0	0	0%
Other Track 1	201	191	-5%	188	182	-3%	-9	95%	37	44	19%	22%	27%	192	247	167	165	-1%
Other Track 3	118	129	9%	111	110	-1%	-19	85%	55	45	-18%	30%	23%	520	388	186	198	6%
Other Track 4	10	9	-10%	12	6	-50%	-3	67%	17	19	12%	63%	66%	2,040	2,073	27	29	7%
Personal Injury	562	620	10%	553	594	7%	-26	96%	216	192	-11%	25%	22%	425	342	862	886	3%
Prod Liability	14	3	-79%	11	10	-9%	7	333%	6	2	-67%	35%	20%	480	600	17	10	-41%
Prof Malpractic	31	19	-39%	33	16	-52%	-3	84%	17	21	24%	31%	35%	600	1,096	54	60	11%
PIP Coverage	13	7	-46%	16	7	-56%	0	100%	0	1		0%	25%	0	171	6	4	-33%
Real Property	15	16	7%	10	11	10%	-5	69%	3	5	67%	23%	28%	240	353	13	18	38%
Tort Other	114	100	-12%	95	114	20%	14	114%	25	18	-28%	21%	16%	242	193	121	110	-9%
Toxic Tort	2	0	-100%	1	0	-100%	0	100%	0	1		0%	50%	0		2	2	0%
UM/UIM Bod Inj	92	112	22%	113	97	-14%	-15	87%	29	25	-14%	25%	20%	366	244	114	126	11%
Total	4,056	4,415	9%	4,395	4,187	-5%	-228	95%	1,202	974	-19%	25%	19%	324	240	4,841	5,087	5%

NOTE: Some Multicounty Litigation (MCL) cases were transferred in November 2014: Atlantic to Bergen = 8,935; Atlantic to Middlesex = 4,070.

CIVIL BACKLOG SUMMARY BY CASETYPE

May 2024

UNION

	Cases in Backlog															Total Backlog
	Track 1					Track 2				Track 3			Track 4			
	12 to 18 months	18 to 24 months	24 to 36 months	over 36 months	Total Track 1	18 to 24 months	24 to 36 months	over 36 months	Total Track 2	24 to 36 months	over 36 months	Total Track 3	24 to 36 months	over 36 months	Total Track 4	
Act on Neg Inst	1	0	0	1	2	0	0	0	0	0	0	0	0	0	0	2
Asbestos	0	0	0	0	0	0	0	0	0	0	0	0	0	0	0	0
Assault & Bat	0	0	0	0	0	0	0	0	0	2	1	3	0	0	0	3
Auto - Pers Inj	0	0	0	0	0	203	119	60	382	0	0	0	0	0	0	382
Auto - Property	0	0	0	0	0	1	1	0	2	0	0	0	0	0	0	2
Book Account	16	8	5	2	31	0	0	0	0	0	0	0	0	0	0	31
Civil Rights	1	0	0	0	1	0	0	0	0	3	6	9	0	0	0	10
Complex Comm	0	0	0	0	0	1	0	1	2	0	0	0	1	6	7	9
Condemnation	0	0	0	0	0	0	0	0	0	2	0	2	0	0	0	2
Construction	0	0	0	0	0	4	2	1	7	0	0	0	0	0	0	7
Contract/Comm	0	1	0	0	1	36	23	25	84	0	0	0	0	0	0	85
Employment	0	0	0	0	0	2	3	0	5	0	0	0	0	0	0	5
Lieu of P. Writ	0	0	0	0	0	0	0	0	0	0	0	0	1	1	2	2
Medical Malprac	0	0	0	0	0	0	0	0	0	21	37	58	0	0	0	58
Name Change	0	0	0	0	0	0	0	0	0	0	0	0	0	0	0	0
Other Insurance	0	1	1	1	3	0	0	0	0	0	0	0	0	0	0	3
Other MCL	0	0	0	0	0	0	0	0	0	0	0	0	0	0	0	0
Other Track 1	23	13	4	2	42	1	0	1	2	0	0	0	0	0	0	44
Other Track 3	0	0	0	0	0	0	0	0	0	11	34	45	0	0	0	45
Other Track 4	0	0	0	0	0	0	0	0	0	0	0	0	2	17	19	19
Personal Injury	0	0	0	0	0	97	72	23	192	0	0	0	0	0	0	192
Prod Liability	0	0	0	0	0	0	0	0	0	0	2	2	0	0	0	2
Prof Malpractic	0	0	0	0	0	0	0	0	0	11	10	21	0	0	0	21
PIP Coverage	1	0	0	0	1	0	0	0	0	0	0	0	0	0	0	1
Real Property	1	2	1	1	5	0	0	0	0	0	0	0	0	0	0	5
Tort Other	1	0	0	0	1	6	9	2	17	0	0	0	0	0	0	18
Toxic Tort	0	0	0	0	0	0	0	0	0	1	0	1	0	0	0	1
UM/UIM Bod Inj	0	0	0	0	0	13	11	1	25	0	0	0	0	0	0	25
Total	44	25	11	7	87	364	240	114	718	51	90	141	4	24	28	974

NOTE: Some Multicounty Litigation (MCL) cases were transferred in November 2014: Atlantic to Bergen = 8,935; Atlantic to Middlesex = 4,070.

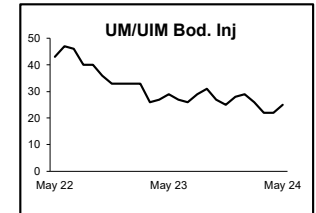
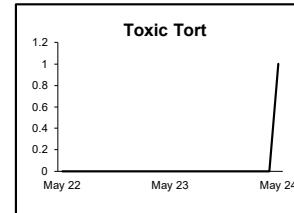
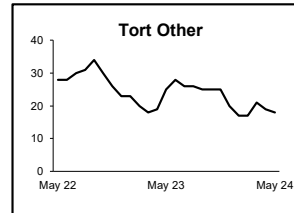
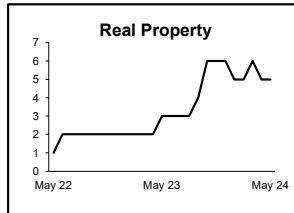
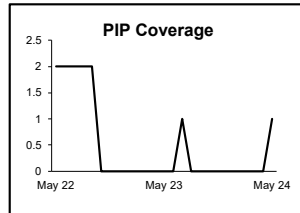
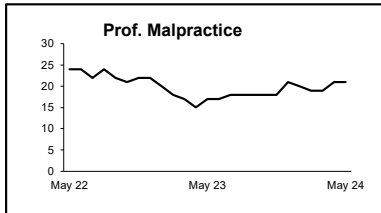
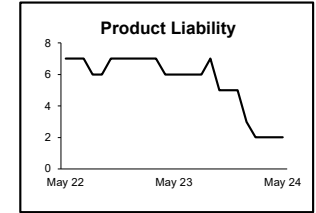
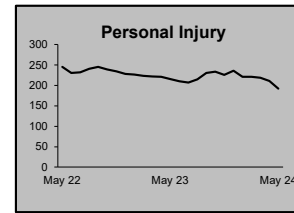
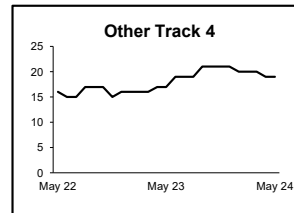
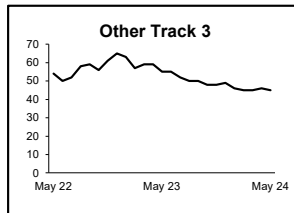
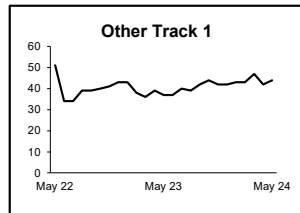
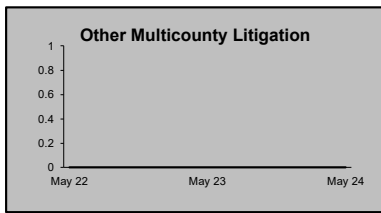
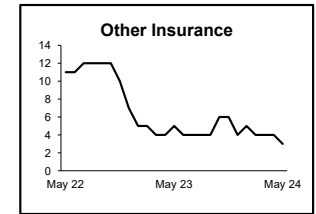
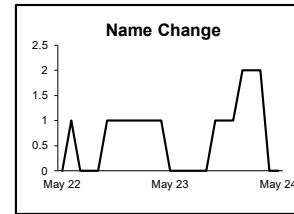
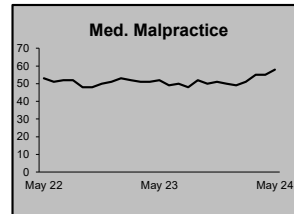
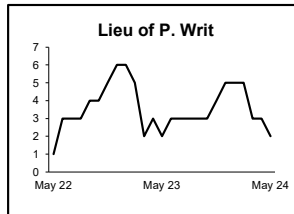
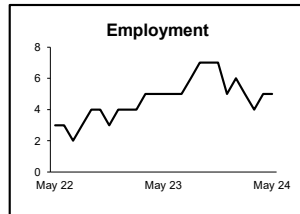
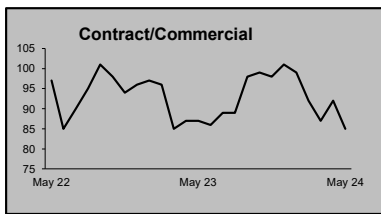
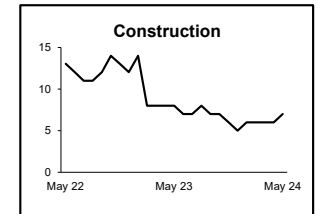
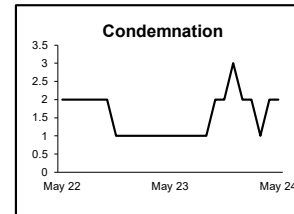
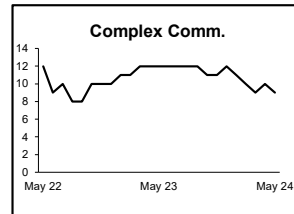
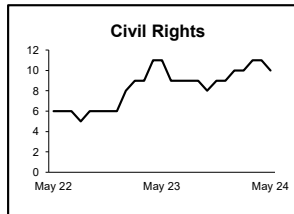
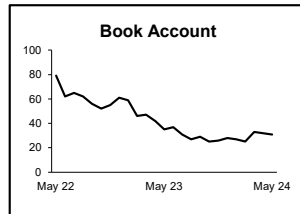
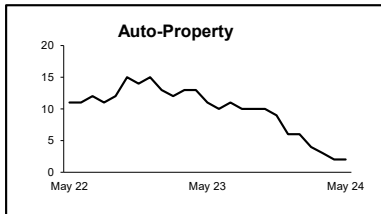
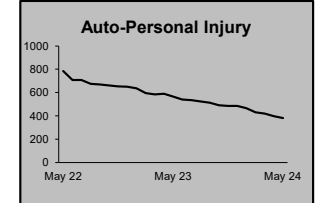
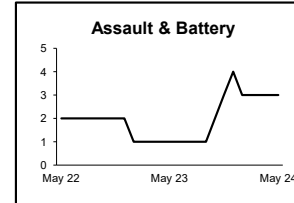
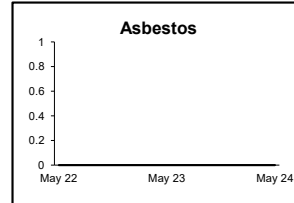
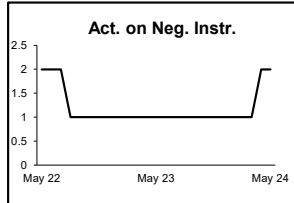
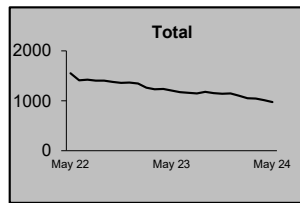
**CIVIL RESOLUTION SUMMARY BY CASETYPE
JULY 2023 - MAY 2024
UNION**

	Trial			Summary					Total	Percent resolved by						Monthly Resolutions
	Jury	Nonjury	Total	Judgment	Settlement	Default Judgment	Dismiss	Other		Trial	Sum Jud	Settle	Default J	Dismiss	Other	
Act on Neg Inst	0	0	0	0	0	3	1	0	4	0%	0%	0%	75%	25%	0%	
Asbestos	0	0	0	0	0	0	0	0	0	0%	0%	0%	0%	0%	0%	
Assault & Bat	0	0	0	0	3	0	5	2	10	0%	0%	30%	0%	50%	20%	
Auto - Pers Inj	17	1	18	7	548	9	1,223	80	1,885	1%	0%	29%	0%	65%	4%	
Auto - Property	0	0	0	2	11	27	46	2	88	0%	2%	13%	31%	52%	2%	
Book Account	0	0	0	9	46	107	143	4	309	0%	3%	15%	35%	46%	1%	
Civil Rights	0	0	0	0	1	0	16	1	18	0%	0%	6%	0%	89%	6%	
Complex Commerc	0	0	0	1	2	0	8	0	11	0%	9%	18%	0%	73%	0%	
Condemnation	1	0	1	0	1	0	1	0	3	33%	0%	33%	0%	33%	0%	
Construction	0	0	0	0	3	6	11	0	20	0%	0%	15%	30%	55%	0%	
Contract/Commer	0	3	3	17	94	71	237	12	434	1%	4%	22%	16%	55%	3%	
Employment	0	0	0	0	2	0	11	3	16	0%	0%	13%	0%	69%	19%	
Lieu of P. Writ	0	0	0	1	1	0	20	1	23	0%	4%	4%	0%	87%	4%	
Medical Malprac	0	0	0	0	8	0	25	1	34	0%	0%	24%	0%	74%	3%	
Name Change	0	0	0	0	0	0	14	146	160	0%	0%	0%	0%	9%	91%	
Other Insurance	0	0	0	1	1	0	21	2	25	0%	4%	4%	0%	84%	8%	
Other MCL	0	0	0	0	0	0	0	0	0	0%	0%	0%	0%	0%	0%	
Other Track 1	0	1	1	6	42	9	89	35	182	1%	3%	23%	5%	49%	19%	
Other Track 3	0	0	0	0	30	0	65	15	110	0%	0%	27%	0%	59%	14%	
Other Track 4	0	0	0	0	0	0	4	2	6	0%	0%	0%	0%	67%	33%	
Personal Injury	1	0	1	6	209	3	345	30	594	0%	1%	35%	1%	58%	5%	
Prod Liability	0	0	0	0	3	0	7	0	10	0%	0%	30%	0%	70%	0%	
Prof Malpractic	0	0	0	1	6	0	9	0	16	0%	6%	38%	0%	56%	0%	
PIP Coverage	0	0	0	0	1	0	6	0	7	0%	0%	14%	0%	86%	0%	
Real Property	0	0	0	1	2	0	6	2	11	0%	9%	18%	0%	55%	18%	
Tort Other	0	0	0	0	31	7	74	2	114	0%	0%	27%	6%	65%	2%	
Toxic Tort	0	0	0	0	0	0	0	0	0	0%	0%	0%	0%	0%	0%	
UM/UIM Bod Inj	1	0	1	0	31	1	63	1	97	1%	0%	32%	1%	65%	1%	
Total	20	5	25	52	1,076	243	2,450	341	4,187	1%	1%	26%	6%	59%	8%	

NOTE: Some Multicounty Litigation (MCL) cases were transferred in November 2014: Atlantic to Bergen = 8,935; Atlantic to Middlesex = 4,070.

**CIVIL BACKLOG BY CASETYPE
MAY 2024
UNION**

	Total	Backlog	% chg
May 22		1,547	
May 23		1,202	-22%
May 24		974	-19%



1) Casetypes with the state's largest backlogs are highlighted.

2) Some Multicounty Litigation (MCL) cases were transferred in November 2014: Atlantic to Bergen = 8,935; Atlantic to Middlesex = 4,070.

CIVIL CASELOAD SUMMARY BY CASETYPE
JULY 2023 - MAY 2024
WARREN

	Filings			Resolutions			Clearance		Backlog			Backlog Percent		Backlog Per 100 Monthly Filings		Active Pending		
	Jul 2022 to May 2023	Jul 2023 to May 2024	percent change	Jul 2022 to May 2023	Jul 2023 to May 2024	percent change	Jul 2023 - May 2024		May 2023	May 2024	percent change	May 2023	May 2024	May 2023	May 2024	May 2023	May 2024	percent change
							number	percent										
Act on Neg Inst	1	1	0%	0	0	0%	-1	0%	0	0	0%	0%	0%	0	0	1	1	0%
Asbestos	0	0	0%	0	0	0%	0	100%	0	0	0%	0%	0%	0	0	0	0	0%
Assault & Bat	0	1		0	4		3	400%	2	0	-100%	20%	0%	0	0	10	0	-100%
Auto - Pers Inj	65	65	0%	54	58	7%	-7	89%	33	28	-15%	34%	27%	582	467	96	103	7%
Auto - Property	5	9	80%	4	5	25%	-4	56%	1	0	-100%	25%	0%	240	0	4	6	50%
Book Account	44	70	59%	45	66	47%	-4	94%	2	2	0%	7%	5%	45	31	30	42	40%
Civil Rights	2	3	50%	2	2	0%	-1	67%	0	1		0%	33%	0	400	2	3	50%
Complex Comm	0	1		0	2		1	200%	2	1	-50%	100%	100%	1,200		2	1	-50%
Condemnation	0	3		0	0	0%	-3	0%	0	0	0%	0%	0%	0	0	0	4	
Construction	5	3	-40%	2	4	100%	1	133%	1	1	0%	20%	20%	200	300	5	5	0%
Contract/Comm	76	65	-14%	63	55	-13%	-10	85%	9	11	22%	15%	17%	130	197	61	66	8%
Employment	1	1	0%	0	0	0%	-1	0%	0	1		0%	50%	0	1,200	1	2	100%
Lieu of P. Writ	6	5	-17%	3	6	100%	1	120%	2	2	0%	22%	25%	400	480	9	8	-11%
Medical Malprac	6	5	-17%	7	5	-29%	0	100%	15	19	27%	60%	79%	3,000	4,560	25	24	-4%
Name Change	41	31	-24%	37	30	-19%	-1	97%	0	0	0%	0%	0%	0	0	7	3	-57%
Other Insurance	0	4		0	2		-2	50%	0	1		0%	50%	0	300	0	2	
Other MCL	0	0	0%	0	0	0%	0	100%	0	0	0%	0%	0%	0	0	0	0	0%
Other Track 1	32	32	0%	32	31	-3%	-1	97%	8	5	-38%	42%	24%	253	162	19	21	11%
Other Track 3	11	14	27%	10	16	60%	2	114%	3	6	100%	15%	32%	300	480	20	19	-5%
Other Track 4	1	2	100%	1	0	-100%	-2	0%	1	1	0%	50%	25%	1,200	600	2	4	100%
Personal Injury	51	40	-22%	51	48	-6%	8	120%	36	27	-25%	42%	38%	771	736	86	72	-16%
Prod Liability	0	1		1	0	-100%	-1	0%	1	2	100%	33%	50%	1,200	2,400	3	4	33%
Prof Malpractic	4	4	0%	1	2	100%	-2	50%	3	3	0%	50%	38%	900	900	6	8	33%
PIP Coverage	1	0	-100%	1	1	0%	1	100%	1	0	-100%	100%	0%	1,200	0	1	0	-100%
Real Property	4	3	-25%	3	3	0%	0	100%	2	3	50%	50%	75%	600	900	4	4	0%
Tort Other	12	9	-25%	13	13	0%	4	144%	5	2	-60%	42%	22%	462	240	12	9	-25%
Toxic Tort	0	1		0	1		0	100%	1	1	0%	100%	100%	1,200		1	1	0%
UM/UIM Bod Inj	4	3	-25%	2	3	50%	0	100%	1	1	0%	20%	20%	300	400	5	5	0%
Total	372	376	1%	332	357	8%	-19	95%	129	118	-9%	31%	28%	381	348	412	417	1%

NOTE: Some Multicounty Litigation (MCL) cases were transferred in November 2014: Atlantic to Bergen = 8,935; Atlantic to Middlesex = 4,070.

CIVIL BACKLOG SUMMARY BY CASETYPE

May 2024

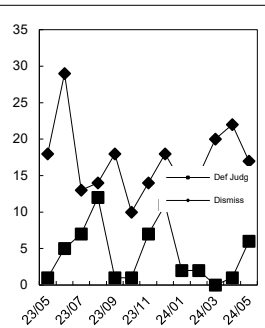
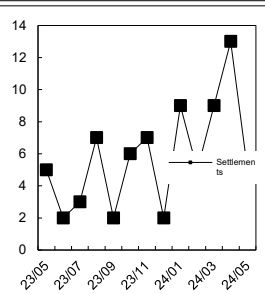
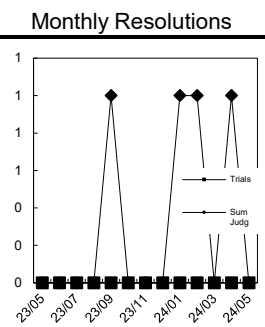
WARREN

	Cases in Backlog															Total Backlog
	Track 1					Track 2				Track 3			Track 4			
	12 to 18 months	18 to 24 months	24 to 36 months	over 36 months	Total Track 1	18 to 24 months	24 to 36 months	over 36 months	Total Track 2	24 to 36 months	over 36 months	Total Track 3	24 to 36 months	over 36 months	Total Track 4	
Act on Neg Inst	0	0	0	0	0	0	0	0	0	0	0	0	0	0	0	0
Asbestos	0	0	0	0	0	0	0	0	0	0	0	0	0	0	0	0
Assault & Bat	0	0	0	0	0	0	0	0	0	0	0	0	0	0	0	0
Auto - Pers Inj	0	0	0	0	0	6	15	7	28	0	0	0	0	0	0	28
Auto - Property	0	0	0	0	0	0	0	0	0	0	0	0	0	0	0	0
Book Account	1	1	0	0	2	0	0	0	0	0	0	0	0	0	0	2
Civil Rights	0	0	0	0	0	0	0	0	0	1	0	1	0	0	0	1
Complex Comm	0	0	0	0	0	0	0	0	0	0	0	0	0	1	1	1
Condemnation	0	0	0	0	0	0	0	0	0	0	0	0	0	0	0	0
Construction	0	0	0	0	0	0	1	0	1	0	0	0	0	0	0	1
Contract/Comm	0	0	0	0	0	4	4	3	11	0	0	0	0	0	0	11
Employment	0	0	0	0	0	1	0	0	1	0	0	0	0	0	0	1
Lieu of P. Writ	0	0	0	0	0	0	0	0	0	0	0	0	1	1	2	2
Medical Malprac	0	0	0	0	0	0	0	0	0	5	14	19	0	0	0	19
Name Change	0	0	0	0	0	0	0	0	0	0	0	0	0	0	0	0
Other Insurance	1	0	0	0	1	0	0	0	0	0	0	0	0	0	0	1
Other MCL	0	0	0	0	0	0	0	0	0	0	0	0	0	0	0	0
Other Track 1	2	0	3	0	5	0	0	0	0	0	0	0	0	0	0	5
Other Track 3	0	0	0	0	0	0	0	0	0	4	2	6	0	0	0	6
Other Track 4	0	0	0	0	0	0	0	0	0	0	0	0	0	1	1	1
Personal Injury	0	0	0	0	0	11	7	9	27	0	0	0	0	0	0	27
Prod Liability	0	0	0	0	0	0	0	0	0	1	1	2	0	0	0	2
Prof Malpractic	0	0	0	0	0	0	0	0	0	1	2	3	0	0	0	3
PIP Coverage	0	0	0	0	0	0	0	0	0	0	0	0	0	0	0	0
Real Property	1	0	2	0	3	0	0	0	0	0	0	0	0	0	0	3
Tort Other	0	0	0	0	0	1	0	1	2	0	0	0	0	0	0	2
Toxic Tort	0	0	0	0	0	0	0	0	0	0	1	1	0	0	0	1
UM/UIM Bod Inj	0	0	0	0	0	1	0	0	1	0	0	0	0	0	0	1
Total	5	1	5	0	11	24	27	20	71	12	20	32	1	3	4	118

NOTE: Some Multicounty Litigation (MCL) cases were transferred in November 2014: Atlantic to Bergen = 8,935; Atlantic to Middlesex = 4,070.

**CIVIL RESOLUTION SUMMARY BY CASETYPE
JULY 2023 - MAY 2024
WARREN**

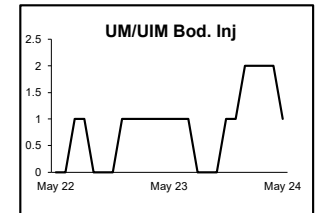
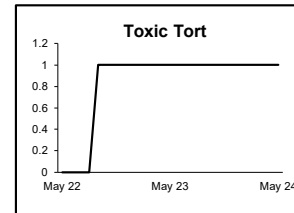
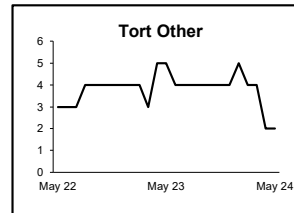
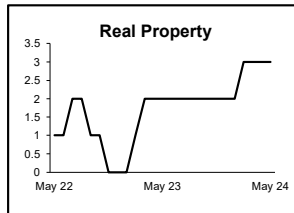
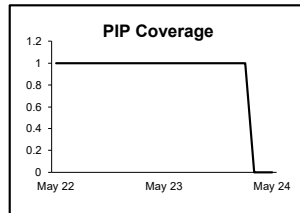
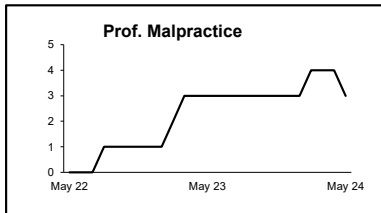
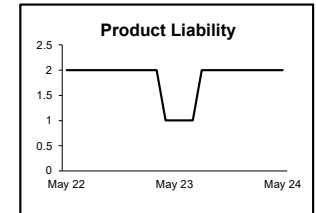
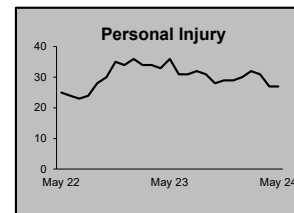
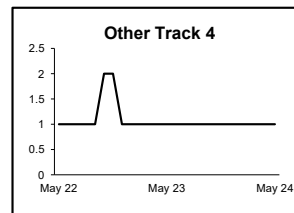
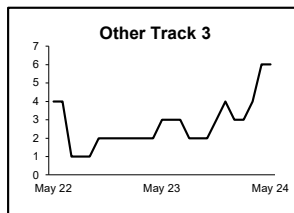
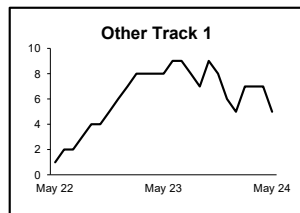
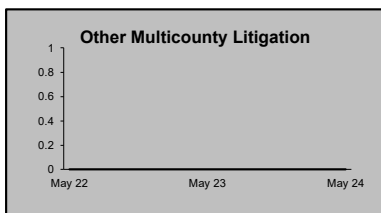
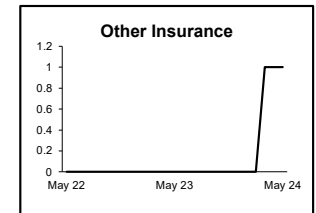
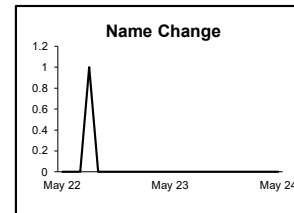
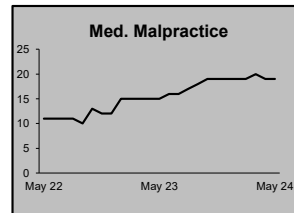
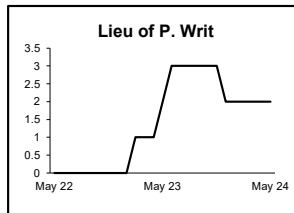
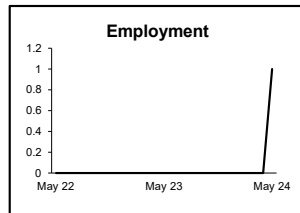
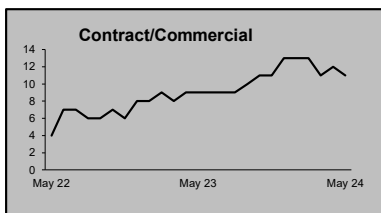
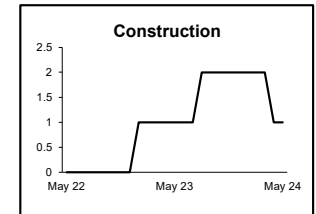
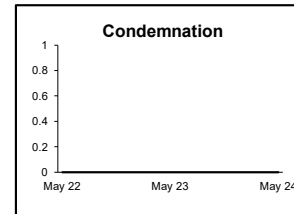
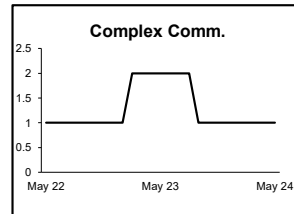
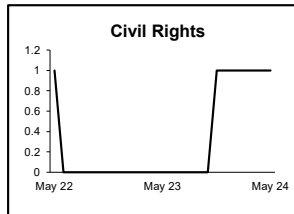
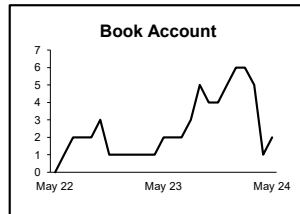
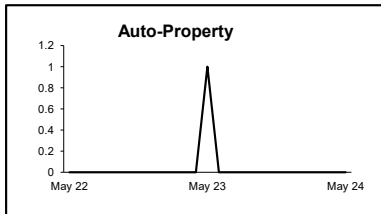
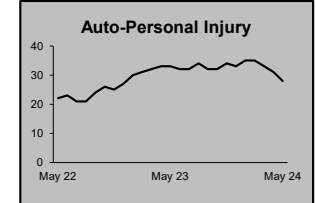
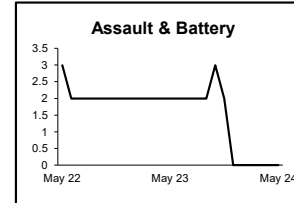
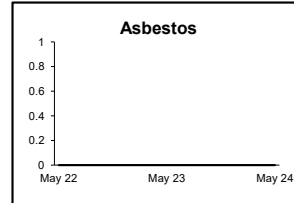

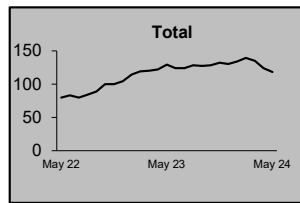
	Trial			Summary					Total	Percent resolved by						Monthly Resolutions
	Jury	Nonjury	Total	Judgment	Settlement	Default Judgment	Dismiss	Other		Trial	Sum Jud	Settle	Default J	Dismiss	Other	
Act on Neg Inst	0	0	0	0	0	0	0	0	0	0%	0%	0%	0%	0%	0%	
Asbestos	0	0	0	0	0	0	0	0	0	0%	0%	0%	0%	0%	0%	
Assault & Bat	0	0	0	0	0	0	3	1	4	0%	0%	0%	0%	75%	25%	
Auto - Pers Inj	0	0	0	0	14	0	43	1	58	0%	0%	24%	0%	74%	2%	
Auto - Property	0	0	0	0	1	1	3	0	5	0%	0%	20%	20%	60%	0%	
Book Account	0	0	0	3	15	26	19	3	66	0%	5%	23%	39%	29%	5%	
Civil Rights	0	0	0	0	0	0	1	1	2	0%	0%	0%	0%	50%	50%	
Complex Commerc	0	0	0	0	0	0	0	2	2	0%	0%	0%	0%	0%	100%	
Condemnation	0	0	0	0	0	0	0	0	0	0%	0%	0%	0%	0%	0%	
Construction	0	0	0	0	0	1	3	0	4	0%	0%	0%	25%	75%	0%	
Contract/Commer	0	0	0	1	9	14	29	2	55	0%	2%	16%	25%	53%	4%	
Employment	0	0	0	0	0	0	0	0	0	0%	0%	0%	0%	0%	0%	
Lieu of P. Writ	0	0	0	0	1	0	4	1	6	0%	0%	17%	0%	67%	17%	
Medical Malprac	0	0	0	0	0	0	5	0	5	0%	0%	0%	0%	100%	0%	
Name Change	0	0	0	0	0	0	1	29	30	0%	0%	0%	0%	3%	97%	
Other Insurance	0	0	0	0	0	0	1	1	2	0%	0%	0%	0%	50%	50%	
Other MCL	0	0	0	0	0	0	0	0	0	0%	0%	0%	0%	0%	0%	
Other Track 1	0	0	0	0	6	4	10	11	31	0%	0%	19%	13%	32%	35%	
Other Track 3	0	0	0	0	3	0	11	2	16	0%	0%	19%	0%	69%	13%	
Other Track 4	0	0	0	0	0	0	0	0	0	0%	0%	0%	0%	0%	0%	
Personal Injury	0	0	0	0	13	0	32	3	48	0%	0%	27%	0%	67%	6%	
Prod Liability	0	0	0	0	0	0	0	0	0	0%	0%	0%	0%	0%	0%	
Prof Malpractic	0	0	0	0	1	0	1	0	2	0%	0%	50%	0%	50%	0%	
PIP Coverage	0	0	0	0	0	0	1	0	1	0%	0%	0%	0%	100%	0%	
Real Property	0	0	0	0	0	1	0	2	3	0%	0%	0%	33%	0%	67%	
Tort Other	0	0	0	0	3	3	7	0	13	0%	0%	23%	23%	54%	0%	
Toxic Tort	0	0	0	0	0	0	0	1	1	0%	0%	0%	0%	0%	100%	
UM/UIM Bod Inj	0	0	0	0	2	0	1	0	3	0%	0%	67%	0%	33%	0%	
Total	0	0	0	4	68	50	175	60	357	0%	1%	19%	14%	49%	17%	



NOTE: Some Multicounty Litigation (MCL) cases were transferred in November 2014: Atlantic to Bergen = 8,935; Atlantic to Middlesex = 4,070.

**CIVIL BACKLOG BY CASETYPE
MAY 2024
WARREN**

	Total	Backlog	% chg
May 22		80	
May 23		129	61%
May 24		118	-9%



1) Casetypes with the state's largest backlogs are highlighted.

2) Some Multicounty Litigation (MCL) cases were transferred in November 2014: Atlantic to Bergen = 8,935; Atlantic to Middlesex = 4,070.

CIVIL CASELOAD SUMMARY BY CASETYPE
JULY 2023 - MAY 2024
STATE

	Filings			Resolutions			Clearance		Backlog			Backlog Percent		Backlog Per 100 Monthly Filings		Active Pending		
	Jul 2022 to May 2023	Jul 2023 to May 2024	percent change	Jul 2022 to May 2023	Jul 2023 to May 2024	percent change	Jul 2023 - May 2024		May 2023	May 2024	percent change	May 2023	May 2024	May 2023	May 2024	May 2023	May 2024	percent change
	number	number	percent	number	number	percent	number	percent	number	number	percent	percent	percent	number	number	number	number	percent
Act on Neg Inst	107	150	40%	116	120	3%	-30	80%	19	12	-37%	26%	12%	204	91	73	103	41%
Asbestos	167	174	4%	167	341	104%	167	196%	535	420	-21%	66%	63%	3,627	2,625	814	667	-18%
Assault & Bat	142	140	-1%	196	189	-4%	49	135%	292	622	113%	36%	76%	2,137	5,009	819	820	0%
Auto - Pers Inj	19,019	20,146	6%	21,583	21,291	-1%	1145	106%	8,390	5,960	-29%	30%	22%	484	324	28,146	26,954	-4%
Auto - Property	873	1,037	19%	934	883	-5%	-154	85%	64	63	-2%	10%	8%	81	67	661	825	25%
Book Account	5,940	7,209	21%	6,229	6,146	-1%	-1063	85%	317	283	-11%	9%	7%	57	44	3,360	4,262	27%
Civil Rights	318	368	16%	293	323	10%	-45	88%	152	309	103%	23%	47%	526	936	647	652	1%
Complex Commerc	360	264	-27%	270	291	8%	27	110%	222	249	12%	38%	45%	692	1,020	577	559	-3%
Condemnation	127	190	50%	113	170	50%	-20	89%	42	36	-14%	27%	20%	365	210	158	181	15%
Construction	380	379	0%	370	415	12%	36	109%	247	201	-19%	40%	36%	718	584	614	563	-8%
Contract/Commer	7,716	8,154	6%	7,468	7,895	6%	-259	97%	1,144	1,074	-6%	17%	15%	164	143	6,883	7,265	6%
Employment	253	297	17%	222	265	19%	-32	89%	73	62	-15%	25%	20%	319	233	296	309	4%
Lieu of P. Writ	412	442	7%	415	405	-2%	-37	92%	108	120	11%	21%	21%	287	287	522	577	11%
Medical Malprac	922	874	-5%	988	1,000	1%	126	114%	1,206	1,081	-10%	46%	43%	1,439	1,363	2,643	2,510	-5%
Name Change	2,637	2,770	5%	2,633	2,709	3%	-61	98%	6	3	-50%	1%	1%	3	1	527	579	10%
Other Insurance	365	397	9%	393	381	-3%	-16	96%	110	96	-13%	31%	27%	317	266	351	351	0%
Other MCL	766	1,328	73%	1,953	834	-57%	-494	63%	10,553	11,655	10%	79%	85%	13,515	10,209	13,319	13,698	3%
Other Track 1	3,370	3,476	3%	3,412	3,381	-1%	-95	97%	532	460	-14%	23%	20%	169	146	2,346	2,278	-3%
Other Track 3	1,952	2,260	16%	1,925	2,018	5%	-242	89%	691	612	-11%	24%	19%	394	293	2,938	3,258	11%
Other Track 4	221	205	-7%	265	244	-8%	39	119%	253	218	-14%	50%	47%	1,265	1,178	503	460	-9%
Personal Injury	8,706	8,648	-1%	8,372	8,774	5%	126	101%	4,275	3,873	-9%	30%	28%	540	489	14,315	14,001	-2%
Prod Liability	284	246	-13%	236	255	8%	9	104%	127	108	-15%	29%	27%	454	476	443	397	-10%
Prof Malpractic	372	394	6%	446	490	10%	96	124%	358	313	-13%	38%	34%	1,045	865	937	920	-2%
PIP Coverage	195	162	-17%	181	188	4%	26	116%	21	20	-5%	18%	21%	123	130	117	97	-17%
Real Property	319	311	-3%	319	288	-10%	-23	93%	80	76	-5%	30%	28%	277	259	266	272	2%
Tort Other	1,687	1,621	-4%	1,642	1,676	2%	55	103%	595	549	-8%	29%	28%	382	371	2,070	1,957	-5%
Toxic Tort	19	20	5%	20	25	25%	5	125%	18	12	-33%	45%	30%	939	626	40	40	0%
UM/UIB Bod Inj	1,137	1,137	0%	1,265	1,248	-1%	111	110%	392	290	-26%	25%	20%	375	276	1,541	1,427	-7%
Total	58,766	62,799	7%	62,426	62,245	0%	-554	99%	30,822	28,777	-7%	36%	33%	573	503	85,926	85,982	0%

NOTE: Some Multicounty Litigation (MCL) cases were transferred in November 2014: Atlantic to Bergen = 8,935; Atlantic to Middlesex = 4,070.

CIVIL BACKLOG SUMMARY BY CASETYPE

May 2024

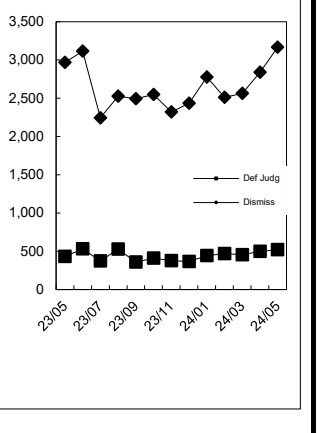
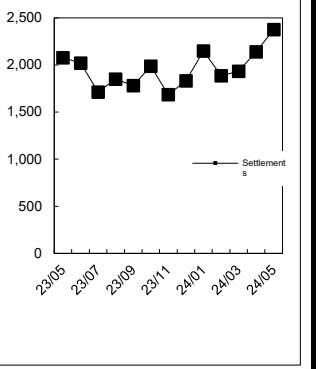
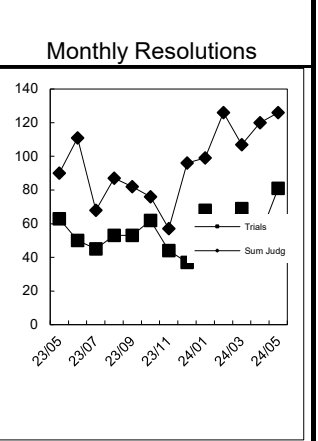
STATE

	Cases in Backlog															Total Backlog
	Track 1					Track 2				Track 3			Track 4			
	12 to 18 months	18 to 24 months	24 to 36 months	over 36 months	Total Track 1	18 to 24 months	24 to 36 months	over 36 months	Total Track 2	24 to 36 months	over 36 months	Total Track 3	24 to 36 months	over 36 months	Total Track 4	
Act on Neg Inst	4	4	1	3	12	0	0	0	0	0	0	0	0	0	0	12
Asbestos	0	0	0	0	0	0	0	0	0	0	0	0	87	333	420	420
Assault & Bat	0	0	0	0	0	1	0	1	2	368	252	620	0	0	0	622
Auto - Pers Inj	0	0	0	0	0	2,703	2,162	1,091	5,956	0	3	3	0	1	1	5,960
Auto - Property	0	0	0	0	0	36	17	10	63	0	0	0	0	0	0	63
Book Account	160	63	34	22	279	1	2	0	3	0	0	0	1	0	1	283
Civil Rights	1	0	0	0	1	1	1	0	2	222	81	303	0	3	3	309
Complex Comm	0	0	0	0	0	1	0	1	2	1	0	1	96	150	246	249
Condemnation	0	0	0	1	1	0	0	0	0	14	21	35	0	0	0	36
Construction	0	0	0	0	0	43	59	98	200	0	1	1	0	0	0	201
Contract/Comm	0	1	0	0	1	442	369	258	1,069	3	0	3	1	0	1	1,074
Employment	0	0	0	0	0	25	26	11	62	0	0	0	0	0	0	62
Lieu of P. Writ	0	1	0	0	1	0	0	0	0	0	0	0	54	65	119	120
Medical Malprac	0	0	0	0	0	0	1	0	1	423	657	1,080	0	0	0	1,081
Name Change	3	0	0	0	3	0	0	0	0	0	0	0	0	0	0	3
Other Insurance	39	17	20	15	91	1	3	1	5	0	0	0	0	0	0	96
Other MCL	0	0	0	0	0	0	0	0	0	2	0	2	1,796	9,857	11,653	11,655
Other Track 1	176	89	64	52	381	14	11	7	32	8	37	45	1	1	2	460
Other Track 3	0	0	0	0	0	0	0	0	0	320	292	612	0	0	0	612
Other Track 4	0	0	0	0	0	1	0	0	1	0	0	0	63	154	217	218
Personal Injury	0	0	0	0	0	1,604	1,389	686	3,679	140	53	193	1	0	1	3,873
Prod Liability	0	0	0	0	0	0	0	0	0	59	49	108	0	0	0	108
Prof Malpractic	0	0	0	0	0	0	0	0	0	156	157	313	0	0	0	313
PIP Coverage	9	7	2	1	19	0	1	0	1	0	0	0	0	0	0	20
Real Property	30	13	18	14	75	0	0	0	0	0	1	1	0	0	0	76
Tort Other	1	0	0	0	1	160	188	98	446	45	57	102	0	0	0	549
Toxic Tort	0	0	0	0	0	0	0	0	0	5	7	12	0	0	0	12
UM/UIM Bod Inj	0	0	0	0	0	139	109	42	290	0	0	0	0	0	0	290
Total	423	195	139	108	865	5,172	4,338	2,304	11,814	1,766	1,668	3,434	2,100	10,564	12,664	28,777

NOTE: Some Multicounty Litigation (MCL) cases were transferred in November 2014: Atlantic to Bergen = 8,935; Atlantic to Middlesex = 4,070.

CIVIL RESOLUTION SUMMARY BY CASETYPE
JULY 2023 - MAY 2024
STATE

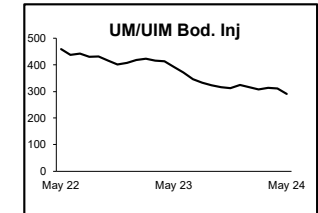
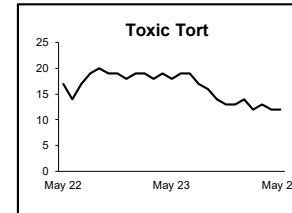
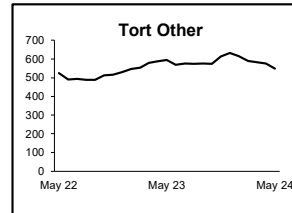
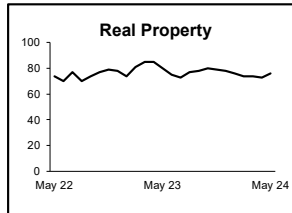
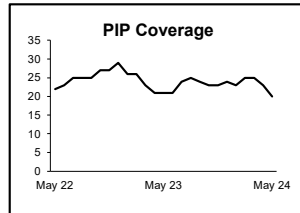
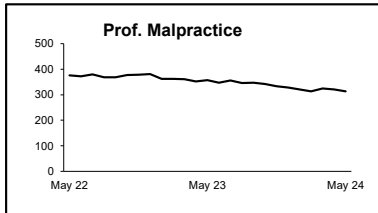
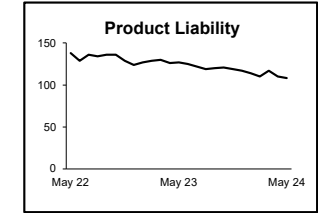
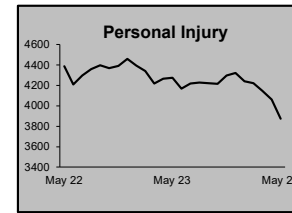
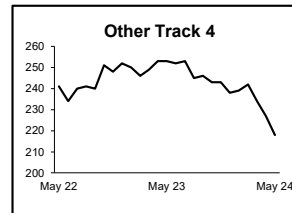
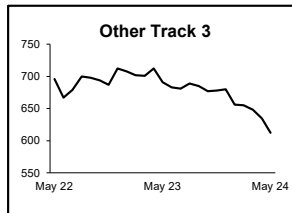
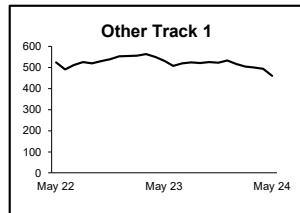
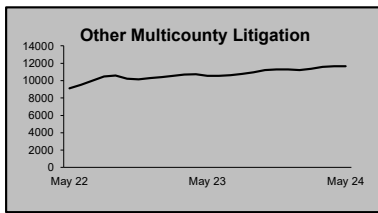
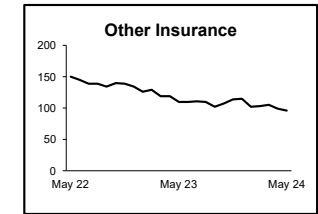
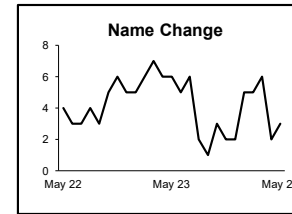
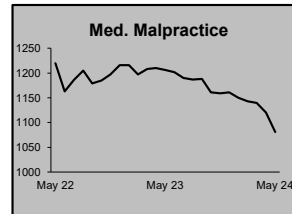
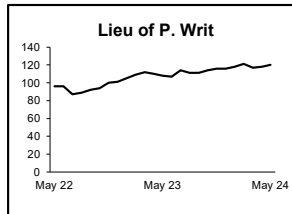
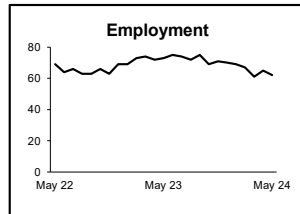
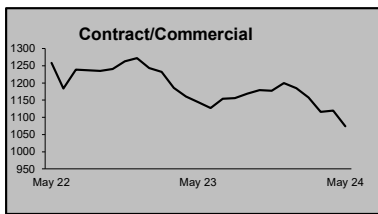
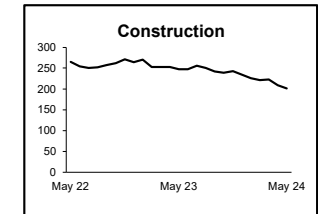
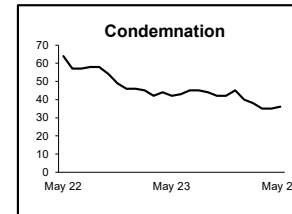
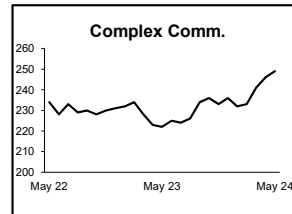
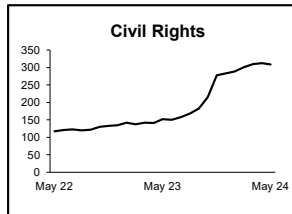
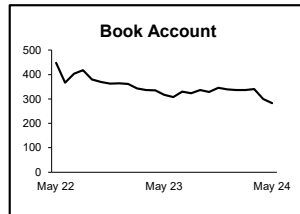
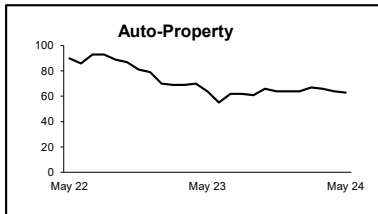
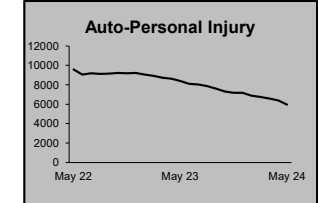
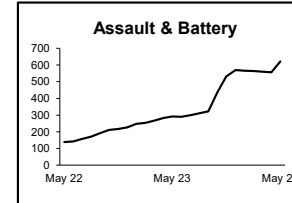
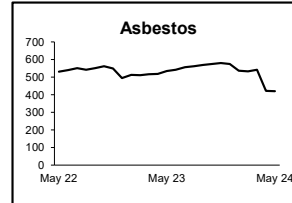
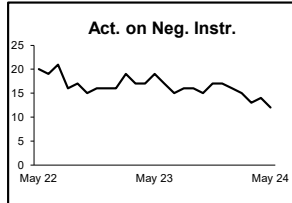
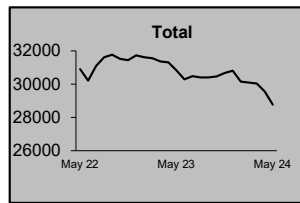
	Trial			Summary					Total	Percent resolved by					
	Jury	Nonjury	Total	Judgment	Settlement	Default Judgment	Dismiss	Other		Trial	Sum Jud	Settle	Default J	Dismiss	Other
Act on Neg Inst	0	0	0	8	16	44	41	10	120	0%	7%	13%	37%	34%	8%
Asbestos	0	0	0	0	326	0	13	2	341	0%	0%	96%	0%	4%	1%
Assault & Bat	3	1	4	2	67	5	103	8	189	2%	1%	35%	3%	54%	4%
Auto - Pers Inj	254	6	260	138	9,047	133	10,908	805	21,291	1%	1%	42%	1%	51%	4%
Auto - Property	2	2	4	14	172	277	402	14	883	0%	2%	19%	31%	46%	2%
Book Account	3	13	16	236	1,288	2,137	2,395	74	6,146	0%	4%	21%	35%	39%	1%
Civil Rights	5	0	5	7	49	2	211	49	323	2%	2%	15%	1%	65%	15%
Complex Commerc	1	2	3	6	98	3	144	37	291	1%	2%	34%	1%	49%	13%
Condemnation	2	1	3	9	50	2	23	83	170	2%	5%	29%	1%	14%	49%
Construction	2	6	8	10	145	51	191	10	415	2%	2%	35%	12%	46%	2%
Contract/Commer	19	52	71	256	1,984	1,583	3,629	372	7,895	1%	3%	25%	20%	46%	5%
Employment	2	2	4	5	69	6	133	48	265	2%	2%	26%	2%	50%	18%
Lieu of P. Writ	0	32	32	11	70	2	227	63	405	8%	3%	17%	0%	56%	16%
Medical Malprac	32	0	32	19	480	2	425	42	1,000	3%	2%	48%	0%	43%	4%
Name Change	0	0	0	0	0	0	153	2,556	2,709	0%	0%	0%	0%	6%	94%
Other Insurance	1	2	3	20	94	13	214	37	381	1%	5%	25%	3%	56%	10%
Other MCL	1	0	1	0	115	0	708	10	834	0%	0%	14%	0%	85%	1%
Other Track 1	8	24	32	71	923	168	1,494	693	3,381	1%	2%	27%	5%	44%	20%
Other Track 3	14	7	21	20	762	12	911	292	2,018	1%	1%	38%	1%	45%	14%
Other Track 4	0	1	1	12	75	33	104	19	244	0%	5%	31%	14%	43%	8%
Personal Injury	68	4	72	133	4,000	100	3,936	531	8,774	1%	2%	46%	1%	45%	6%
Prod Liability	2	0	2	3	91	1	115	43	255	1%	1%	36%	0%	45%	17%
Prof Malpractic	12	1	13	18	213	3	217	26	490	3%	4%	43%	1%	44%	5%
PIP Coverage	0	0	0	8	36	1	132	11	188	0%	4%	19%	1%	70%	6%
Real Property	1	4	5	7	74	21	145	36	288	2%	2%	26%	7%	50%	13%
Tort Other	13	7	20	26	535	185	815	95	1,676	1%	2%	32%	11%	49%	6%
Toxic Tort	0	0	0	0	6	0	11	8	25	0%	0%	24%	0%	44%	32%
UM/UIM Bod Inj	13	0	13	5	553	18	625	34	1,248	1%	0%	44%	1%	50%	3%
Total	458	167	625	1,044	21,338	4,802	28,425	6,008	62,245	1%	2%	34%	8%	46%	10%



NOTE: Some Multicounty Litigation (MCL) cases were transferred in November 2014: Atlantic to Bergen = 8,935; Atlantic to Middlesex = 4,070.

**CIVIL BACKLOG BY CASETYPE
MAY 2024
STATE**

	Total	Backlog	% chg
May 22		30,890	
May 23		30,822	0%
May 24		28,777	-7%



1) Casetypes with the state's largest backlogs are highlighted.

2) Some Multicounty Litigation (MCL) cases were transferred in November 2014: Atlantic to Bergen = 8,935; Atlantic to Middlesex = 4,070.