

**Report
on the
Prevention
of Domestic
Violence Act
2022**

TABLE OF CONTENTS

Introduction	3
Prevention of Domestic Violence Act of 1991	3
Legal Process.....	4
Recent Judiciary Initiatives for Domestic Violence (2022)	5
Domestic Violence Statistical Data	7
Sexual Assault Survivor Protection Act (SASPA) Statistical Data	13
SECTION ONE	15
Family Cases - New Complaints Filed	
A. Statewide Figures	15
Case Origination of Domestic Violence Complaints - Filed and Added	16
Genders of Plaintiffs and Defendants for New Complaints Filed.....	17
Living Arrangements of Plaintiffs and Defendants for New Complaints Filed.....	17
Relationships Between Plaintiffs and Defendants for New Complaints Filed.....	17
B. County Figures	19
Case Origination of Domestic Violence Complaints - Filed and Added	20
Details of Domestic Violence Complaints - Filed and Added	21
Genders of Plaintiffs and Defendants for New Complaints Filed.....	22
Race of Plaintiff and Defendants for New Complaints Filed.....	23
Living Arrangements of Plaintiffs and Defendants for New Complaints Filed.....	28
Relationships Between Plaintiffs and Defendants for New Complaints Filed.....	29
SECTION TWO	30
Family Cases - Case Results and Dispositions	
A. Statewide Figures	30
Types of Dispositions.....	31
B. County Figures	32
Domestic Violence Dispositions Detail	33
SECTION THREE	34
Final Restraining Orders (FROs)	
A. Statewide Figures	34
Reliefs Contained on Final Restraining Orders.....	35
B. County Figures	37
Relief Disposition Status	38

SECTION FOUR	48
Violations of Restraining Orders - Filings and Dispositions	
A. Statewide Figures	48
Case Filings and Dispositions	49
B. County Figures	50
Criminal Contempt (FO) Summary	51
Violations of Restraining Orders (FO) Summary	52
 SECTION FIVE	 53
Criminal Domestic Violence Cases - Filings and Dispositions	
A. Statewide Figures	53
Case Filings and Dispositions	54
B. County Figures	55
Domestic Violence Statistics: FILINGS	56
Domestic Violence Statistics: DISPOSITIONS	57
Domestic Violence Statistics: DISPOSITIONS BY TYPE	58
 SECTION SIX	 59
Municipal Court Domestic Violence Cases - Filings and Dispositions	
A. Statewide Figures	59
Case Filings and Dispositions	60
B. County Figures	61
Domestic Violence Statistics: COMPLAINTS ADDED	62
Domestic Violence Statistics: COMPLAINTS DISPOSED	63
Domestic Violence Statistics: COMPLAINTS DISPOSED BY TYPE	64
SASPA Case Filings & Dispositions	65
SASPA Counts on Age of Plaintiff Victims	66
SASPA Counts on Race and Gender of Plaintiff Victims and Defendants	67

INTRODUCTION

This 2022 statistical report, prepared by the New Jersey Administrative Office of the Courts (AOC), provides Judiciary statistics compiled on domestic violence matters brought before the New Jersey Courts pursuant to the Prevention of Domestic Violence Act (PDVA), N.J.S.A. 2C:25-17 et seq.

This report presents data, covering the period from Jan.1, 2022, through Dec. 31, 2022, regarding domestic violence filings, dispositions of restraining orders, and forms of relief sought and granted. It also includes data on non-indictable contempt charges, which are processed in family court pursuant to N.J.S.A. 2C:29-9(b).

This report also includes data from the municipal and criminal divisions regarding criminal cases that have been identified as related to a domestic violence incident and data on non-indictable contempt charges, which are processed in family court pursuant to N.J.S.A. 2C:29-9(b).

Statistics pertaining to the Sexual Assault Survivor's Protective Act (SASPA) also are included in this report.

PREVENTION OF DOMESTIC VIOLENCE ACT OF 1991

New Jersey's PDVA is one of the strongest laws in the nation addressing domestic violence. The PDVA provides the following:

- Domestic violence definitions, including the 19 offenses from which a person is protected under this act.
- Domestic violence training requirements for judges, law enforcement and court staff.
- Guidance to law enforcement regarding the following:
 - The arrest of the alleged defendant,
 - the seizure of weapons, and
 - the filing of a criminal charge or a civil temporary restraining order (TRO).
- Requirements and process if a criminal domestic violence charge is filed against the defendant, including sentencing conditions if found guilty.
- Requirements and process for filing a civil complaint alleging domestic violence in the Superior Court, Family Part.
- Penalties or fees to be assessed against the defendant.
- Details the contempt process that is applied when a defendant has violated a court order.

- Defines the confidentiality of domestic violence records.
- Requires New Jersey to maintain a central registry of all persons who have a domestic violence restraining order entered against them.

LEGAL PROCESS

CIVIL PROCEDURE:

Procedurally, the PDVA provides that a single domestic violence incident could result in civil and/or criminal remedies. In the civil process, a domestic violence complaint is an application for a TRO. A victim can apply for a TRO in either the Superior Court or municipal court. If a civil TRO is granted, a hearing is usually held within 10 days to determine whether the TRO will become a final restraining order (FRO).

FROs include two primary types of relief to the victim: injunctive relief and non-injunctive relief. Injunctive relief directs the defendant to have no contact with the victim and/or to stay away from certain locations. Non-injunctive relief could include imposing financial penalties and obligations, the relinquishment of property and/or possessions, child support, and emergency monetary relief. The purpose of non-injunctive relief is to permit the victim to live without the need to return to the abusive relationship, N.J.S.A. 2C:25-29b(10).

CRIMINAL PROCEDURE:

A criminal complaint involving domestic violence addresses criminal charges. Law enforcement must arrest the defendant and sign a criminal complaint if they find probable cause that domestic violence occurred, along with certain other conditions pursuant to N.J.S.A. 2C:25-21.

VIOLATIONS:

Contempt charges are how TROs and FROs are enforced. When a defendant violates the provisions of a restraining order, a contempt charge is filed by law enforcement or the victim. For example, a defendant contacts a victim in person, by telephone or through electronic media when the restraining order specifically states that the defendant is to have no contact with the victim. Violations of a restraining order could result in civil contempt proceedings and/or criminal charges.

The degree of the contempt charge determines whether the family division or criminal division will hear the case. The family division has exclusive jurisdiction if the violation involves a disorderly persons offense or if the

violation involves parenting time or property. The criminal division hears contempt charges if the violation constitutes an indictable offense. A prosecutor is involved in all criminal contempt charges regardless of whether the case is heard in the family division or in criminal division.

RECENT JUDICIARY INITIATIVES FOR DOMESTIC VIOLENCE (2022)

STOP VIOLENCE AGAINST WOMEN ACT (VAWA) GRANT:

The U.S. Department of Justice provides grant funding to states to fight violent crimes against women and to create and strengthen victim services. In 2022, the Judiciary used this grant funding for the annual statewide Domestic Violence Conference that is held each spring for family division judges, managers, and domestic violence staff. The 2022 conference included sessions on the following:

- The Impact of Traumatic Brain Injury and Strangulation on Domestic Violence Survivors
- Domestic Violence Red Flags
- Advanced Concepts in Coercive Power and Control
- Technology and Evidence
- MythBusters: Gender Roles, Marriage, Divorce and Domestic Violence in Islam

Judicial staff received education on the following topics:

- Impact of trauma on adult domestic violence victims and how it can impact domestic violence cases,
- Police, domestic violence, and the use of technology, and
- When Domestic Violence Grows Old: Relationship and Family Abuse in the Elder Population.
- The Art of Listening

2022 DOMESTIC VIOLENCE PROCEDURES MANUAL

On Jan. 25, 2022, the Supreme Court approved the revised Domestic Violence Procedures Manual. This manual, which provides comprehensive guidance on domestic violence procedures to the Judiciary and to law enforcement, was issued jointly with the Office of the Attorney General. The revised manual, which is posted on njcourts.gov, replaces the version that was promulgated in 2008.

The revisions to the manual incorporated the following recent directives:

- Directive #13-19 (Immediate De Novo Hearing for the Municipal Court Denial of a Temporary Restraining Order);
- Directive #06-20 (Domestic Violence Economic Mediation Program);
- Directive # 19-20 (Domestic Violence Temporary Restraining Orders - Procedures for taking Applications Remotely);
- Directive #25-20 (Domestic Violence - Application to Amend Domestic Violence Complaint and Instructions Packet); and
- Directive #23-21 (Domestic Violence - New Plea Form for Use in Domestic Violence Contempt Matters).

Other revisions brought the manual into alignment with statutory and policy changes, including the following:

- Expansion of the list of domestic violence predicate acts to reflect statutory amendments regarding cyber harassment, contempt, and crimes involving risk of death or serious bodily injury.
- Updates to municipal court procedures, including detailed provisions regarding law enforcement and judicial responsibilities arising from an application for a temporary restraining order.
- Addition of a section on the policies and procedures applied by the criminal division in cases involving domestic violence to support the safety of the domestic violence victim.
- Formalization of revised policies regarding court staff, including the prohibitions on staff photographing plaintiffs for evidentiary purposes and on staff contact with the defendant before service of the TRO.
- Incorporation of new policies that apply when a party to a domestic violence order has died.
- Addition of current information about county domestic violence working groups.
- Revisions to reflect the Supreme Court's opinion in *State v. Hemenway* regarding probable cause for issuance of a search warrant; and
- Updates to remove outdated references to bail and incorporate new pretrial procedures.

ELECTRONIC SYSTEM ENHANCEMENTS:

The Judiciary employs several electronic systems to track, docket, and process domestic violence restraining orders. The Electronic Temporary Restraining Order (eTRO) system is the electronic data entry program used by law enforcement and family court staff to create electronic civil domestic violence complaints, TROs and FROs. The Family Automated Case Tracking System (FACTS) is the mainframe program that houses the official electronic court

records. The Domestic Violence Central Registry (DVCR) is a registry of persons who have a domestic violence restraining order entered against them.

In 2022, technical enhancements and the following improvements were made to eTRO:

- A domestic violence cover sheet was added to the TRO complaint and order that contains instructions for litigants.
- A domestic violence cover sheet was added to the TRO complaint and order that includes contact information for legal services.

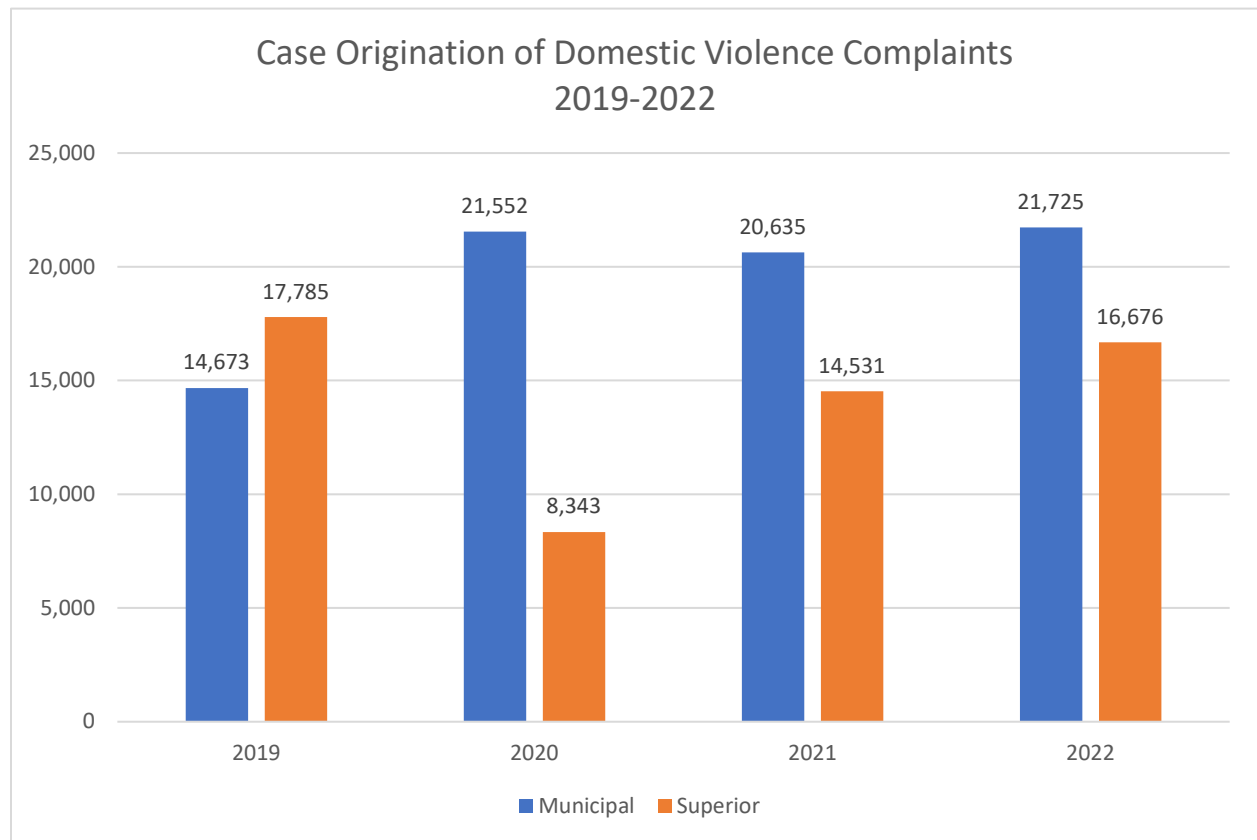
DOMESTIC VIOLENCE STATISTICAL DATA

This report presents data about domestic violence filings, dispositions of restraining orders, and forms of relief sought and granted. It also includes data on non-indictable contempt charges, which are processed in family court pursuant to N.J.S.A. 2C:29-9(b).

DOMESTIC VIOLENCE COMPLAINTS:

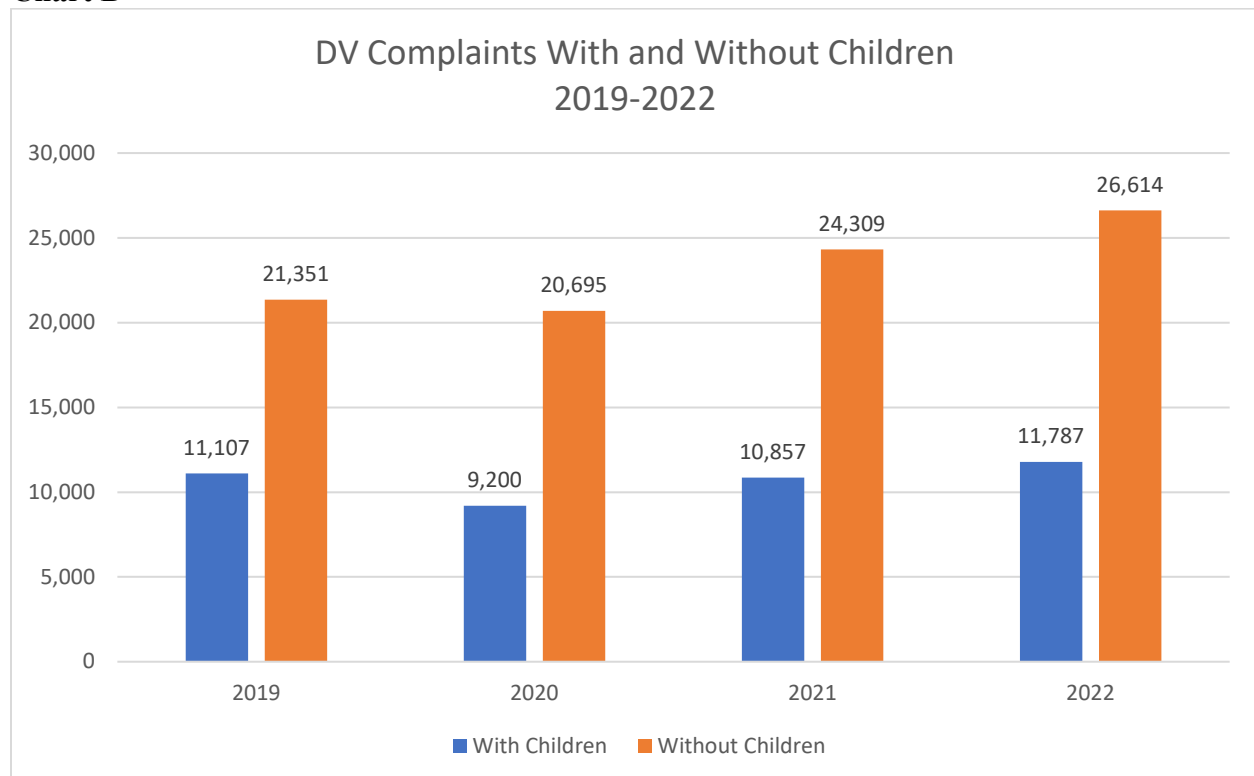
As set forth in detail in the following pages, in 2022, the number of domestic violence filings increased by 9 percent from 2021 (3,235 filings).

Chart A



Children exposed to violence in the home also are victims of physical abuse.¹ Children who witness domestic violence or are victims of abuse themselves are at serious risk for long-term physical and mental health problems.² Children who witness violence between parents also could also be at greater risk of acting violent in their future relationships. As depicted in Chart B below, although most of the parties in domestic violence complaints did not have children, in 2022, there were 11,787 complaints filed in which the parties had children.

Chart B



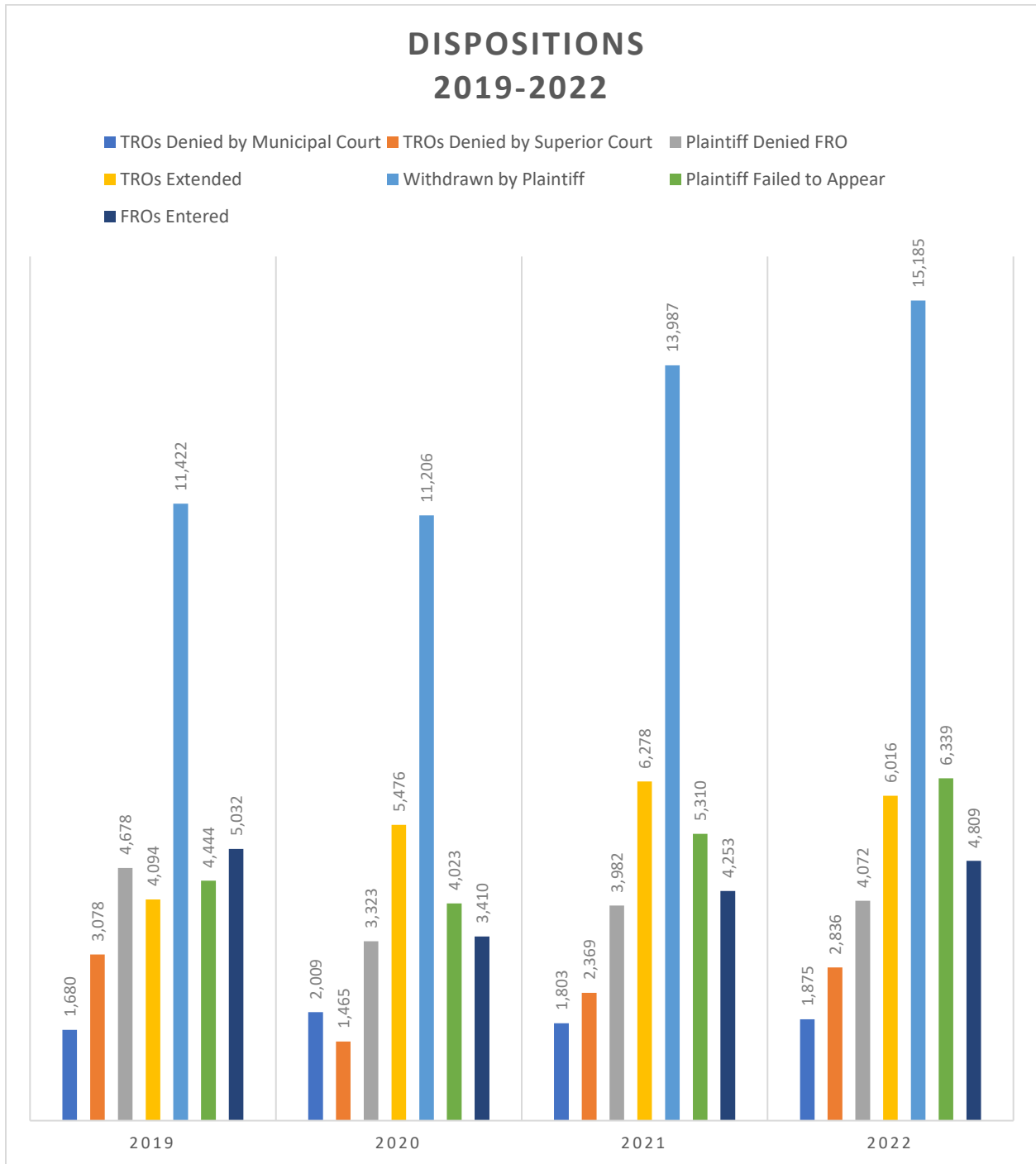
¹ Modi, M. N., Palmer, S., & Armstrong, A. (2014). The Role of Violence Against Women Act in Addressing Intimate Partner Violence: A Public Health Issue. *Journal of Women's Health, 23*(3), 253–259. <http://doi.org/10.1089/jwh.2013.4387>

² Gilbert, L.K., Breiding, M.J., Merrick, M.T., Parks, S.E., Thompson, W.W., Dhingra, S.S., Ford, D.C. (2015). Childhood Adversity and Adult Chronic Disease: An update from ten states and the District of Columbia, 2010. *American Journal of Preventive Medicine, 48*(3): 345-349. <https://doi.org/10.1016/j.amepre.2014.09.006>

DISPOSITIONS:

How TRO applications were disposed by the court in the year 2022 is represented in Chart C below.

Chart C



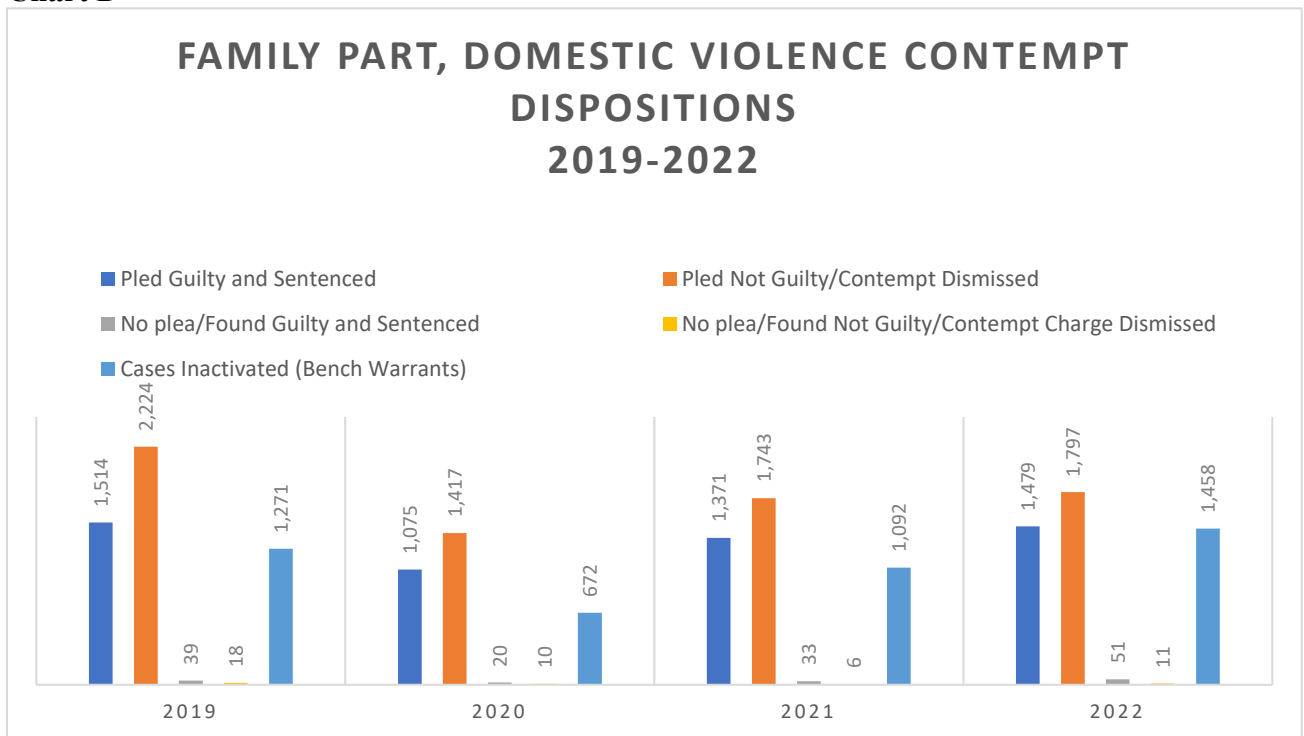
VIOLATIONS

If the defendant violates a domestic violence restraining order, that violation constitutes the offense of “contempt” under N.J.S.A. 2C:29-9 (b).

A hearing on the violation or contempt charge could be reduced to a disorderly persons offense and if so, would be heard in the family part of the Superior Court. If the violation is more serious, such as an assault, then the contempt charge could be considered a fourth-degree offense, and the matter would be heard in the criminal part of the Superior Court.

As depicted in Chart D, in 2022, 4,796 violations of restraining orders were disposed in the family part of the Superior Court. In 2,937 of those cases, the defendant either pled guilty or a bench warrant was issued for non-appearance of the defendant.

Chart D



ODARA (ONTARIO DOMESTIC ASSAULT RISK ASSESSMENT):

Pursuant to the Attorney General's 2016-6 v3.0 directive, the director of the Division of Criminal Justice designated the ODARA as the risk assessment tool to be used by law enforcement officers in New Jersey to help identify the risk of future assaults against intimate partners. The ODARA predicts the likelihood that a defendant who has committed an assault on an intimate partner will do so again. The ODARA's requirements of physical contact or a threat with a weapon will exclude from risk assessment some offenses that might be charged as domestic violence. The risk assessment tool is administered by a trained law enforcement officer through an interview with the victim. The law enforcement officer also conducts a review of the defendant's criminal history and related information to complete the assessment. Law enforcement officers complete the ODARA in those domestic violence cases (as defined by N.J.S.A. 2C:25-19) in which the following offenses are charged and the victim is a partner:

- Homicide (N.J.S.A. 2C11-1);
- Aggravated assault (N.J.S.A. 2C:12-1b);
- Simple assault with contact or with a weapon (N.J.S.A. 2C:12-1a);
- Sexual assault (N.J.S.A. 2C:14-2);
- Criminal sexual contact (N.J.S.A. 2C:14-3);
- False imprisonment with contact or with a weapon (N.J.S.A. 2C:13-3);
- Kidnapping (N.J.S.A. 2C:13-1);
- Burglary, 2nd degree with contact or with a weapon (N.J.S.A. 2C:18-2);
- Terroristic threats with contact or with a weapon (N.J.S.A. 2C:12-3);
- Robbery (N.J.S.A. 2C:15-1); or
- Any other crime involving risk of death or serious bodily injury (N.J.S.A. 2C:25-19a (18)).

Below are the statistics for the use of the ODARA for 2022.

DV CASES AND ODARA USAGE			
DV COMPLAINTS ISSUED BY YEAR			
YEAR	TOTAL DV COMPLAINTS QUALIFIED FOR ODARA	ODARA COMPLETED	% of ODARA COMPLETED
2022	17,408	10,220	58.7%

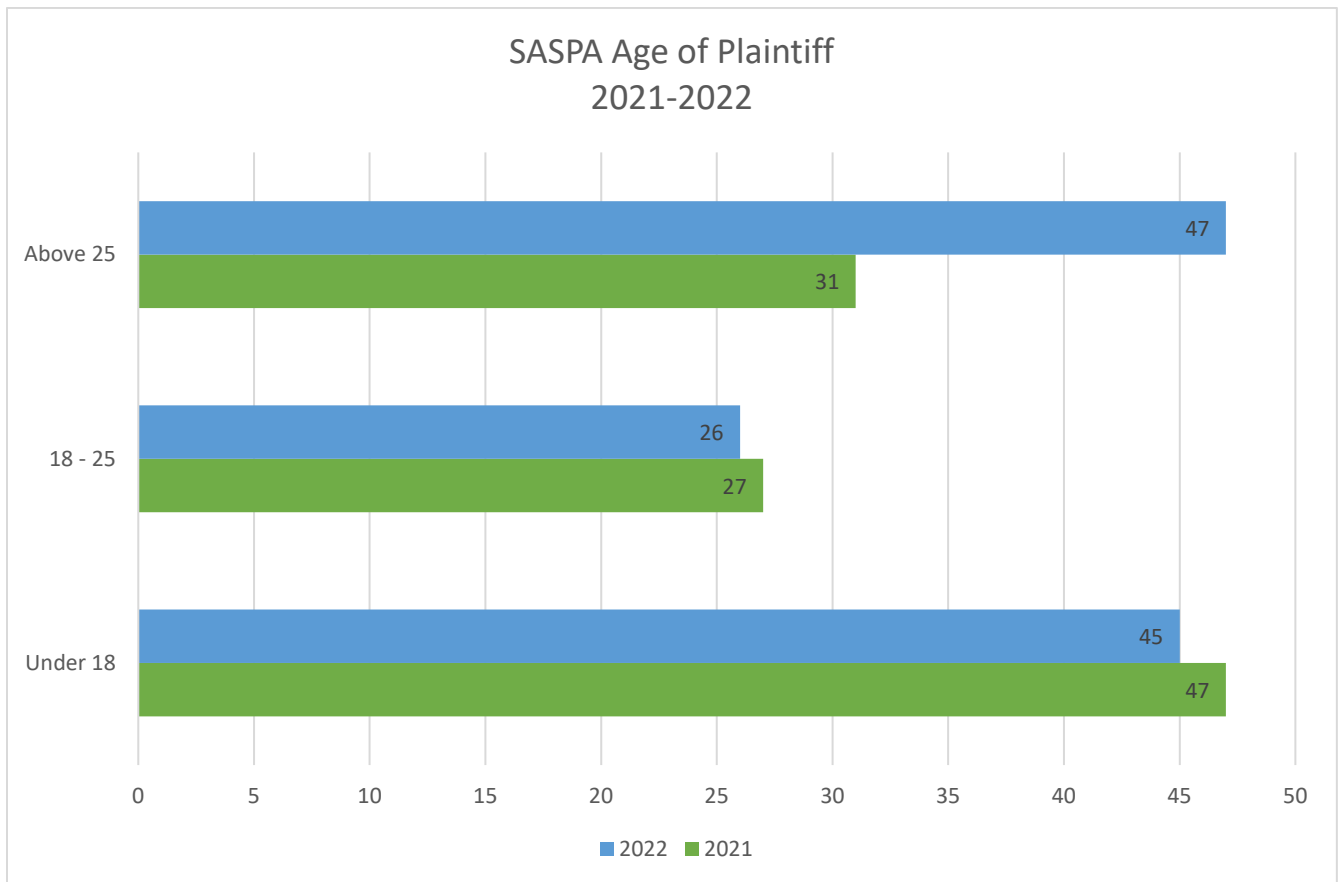
COUNTY	TOTAL DV COMPLAINTS QUALIFIED FOR ODARA	TOTAL DV COMPLAINTS QUALIFIED FOR ODARA AND ODARA COMPLETED	% DV COMPLAINTS QUALIFIED FOR ODARA AND ODARA COMPLETED
ATLANTIC	708	372	52.5%
BERGEN	817	537	65.7%
BURLINGTON	622	382	61.4%
CAMDEN	1,604	731	45.6%
CAPE MAY	220	126	57.3%
CUMBERLAND	793	360	45.4%
ESSEX	2,533	1,506	59.5%
GLOUCESTER	562	267	47.5%
HUDSON	1,775	1,160	65.4%
HUNTERDON	97	39	40.2%
MERCER	925	272	29.4%
MIDDLESEX	1,241	742	59.8%
MONMOUTH	817	506	61.9%
MORRIS	358	237	66.2%
OCEAN	1,012	595	58.8%
PASSAIC	1,553	1,174	75.6%
SALEM	186	99	53.2%
SOMERSET	271	189	69.7%
SUSSEX	134	88	65.7%
UNION	1,025	770	75.1%
WARREN	155	68	43.9%
TOTAL	17,408	10,220	58.7%

SEXUAL ASSAULT SURVIVOR PROTECTION ACT (SASPA) STATISTICAL DATA

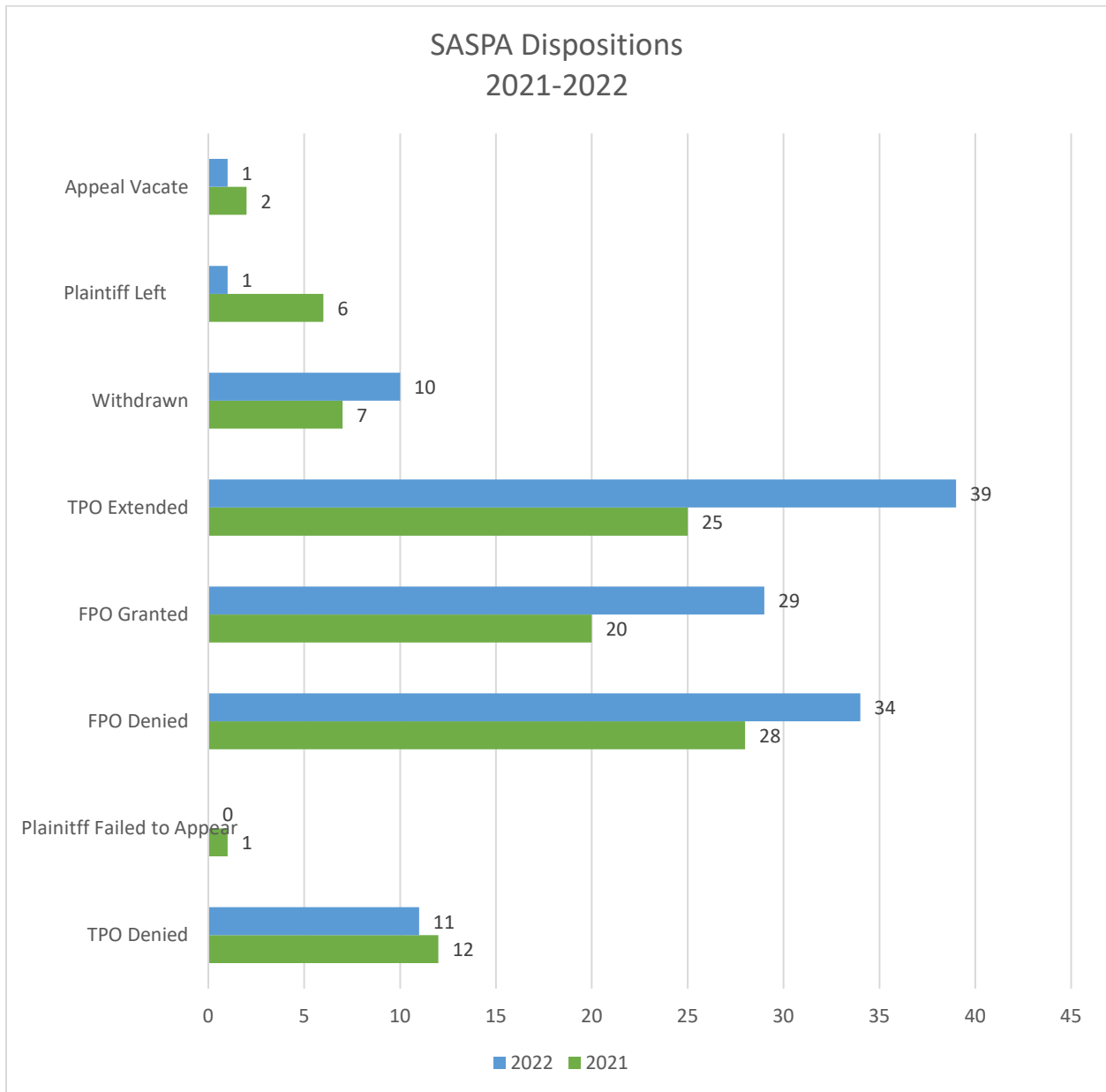
The Sexual Assault Survivor Protection Act (SASPA) provides protection to victims of sexual offenses. The law allows victims of sexual offenses to obtain a protective order. You can read the law at N.J.S.A. 2C:14-13 *et seq.*

Protective orders are intended to provide safety to victims of a sexual offense. A victim of a sexual offense can report the crime to the police, but it is not required. It possible to receive a final protective order without ever speaking with the police.

SASPA provides protection to victims of any age. In 2021, most of the victims of these protective orders in New Jersey were under the age of 18. However, in 2022, most plaintiffs were over 25 as detailed in the chart below:



In 2021, 100 SASPA complaints were filed and in 2022, 107 SASPA complaints were filed in the family division. The chart below depicts how these cases were resolved in the court system.



SECTION ONE

DOMESTIC VIOLENCE STATISTICS

Family Cases

New Complaints Filed

A. Statewide Figures

SECTION ONE
Family Cases - New Complaint Filed

DOMESTIC VIOLENCE FILING STATISTICS (during Calendar Year 2022)

Case Origination of Domestic Violence Complaints - Filed and Added

(These figures are based on the Total New Filings during the calendar year.)

	<u>Complaints Filed</u>	<u>TROs Issued</u>	<u>TROs Denied</u>	<u>Complaints Withdrawn Prior to TRO hearing</u>
Municipal Court	21,725	19,581	1,875	
Superior Court	16,676	13,699	2,836	410
Total (New Complaints Filed)	38,401	33,280	4,711	410
Recording of Out-of-State Restraining Orders			30	
TROs Reopened - Defendant Served			4,510	
Total (New Complaints Filed plus Reopened Cases)			42,941	

FRO Reopened **6,227**

Reliefs granted for Weapons Seizure on TRO **2,886**

Domestic Violence Annual Report

**Detail of Domestic Violence Complaints - Filed and Denied (Based on Case Filing Date)
For the Period Between January 1, 2022 and December 31, 2022**

County	TROs Issued Superior Court	TROs Issued Municipal Court	TROs Denied Superior Court	TROs Denied Municipal Court	Complaints Withdrawn Prior to TRO hearing
Atlantic	959	698	40	87	44
Bergen	930	1,369	232	104	31
Burlington	650	1,218	193	221	26
Camden	1,225	2,180	205	227	33
Cape May	237	257	18	17	11
Cumberland	491	761	72	31	27
Essex	1,904	1,608	197	59	45
Gloucester	595	898	165	73	4
Hudson	969	1,614	289	75	11
Hunterdon	104	145	35	13	7
Mercer	831	736	100	60	23
Middlesex	951	1,467	272	94	36
Monmouth	429	1,179	86	161	1
Morris	365	618	120	84	6
Ocean	576	1,366	157	169	29
Passaic	746	1,420	236	124	12
Salem	183	267	45	12	10
Somerset	261	444	121	83	10
Sussex	206	248	40	53	5
Union	882	866	157	96	32
Warren	205	222	56	32	7
Statewide	13,699	19,581	2,836	1,875	410

SECTION ONE

Family Cases - New Complaints Filed (continued)

Genders of Plaintiffs and Defendants for New Complaints Filed *

(These figures are based on the Total New Filings during the calendar year.)

Gender of Parties

Plaintiff - Female	29,075	75.7%
Plaintiff - Male	9,326	24.3%
Defendant - Female	10,063	26.2%
Defendant - Male	28,339	73.8%

Living Arrangements of Plaintiffs and Defendants for New Complaints Filed

(These figures are based on the Total New Filings during the calendar year.)

Arrangements

Living Together	16,595	43.2%
Previously Lived Together	15,864	41.3%
Never Lived Together	5,942	15.5%

Relationships Between Plaintiffs and Defendants for New Complaints Filed

(These figures are based on the Total New Filings during the calendar year.)

Party Relationship

a. Spouse With Child(ren)	4,079	10.6 %
b. Spouse Without Child(ren)	2,937	7.6 %
c. Former Spouse With Child(ren)	636	1.7 %
d. Former Spouse Without Child(ren)	333	.9 %
e. Never Married / With Child(ren)	7,072	18.4 %
f. Never Married / Expectant Parents	261	.7 %
g. Present Household Member	6,463	16.8 %
h. Former Household Member	4,257	11.1 %
i. Dating Relationship	11,134	29.0 %
j. Not Related / Without Child(ren)	1,229	3.2 %

* The genders of the parties are self-reported but only Male and Female options are allowable due to the limitations of the Judiciary Family Automated Case Tracking System.

SECTION ONE

Family Cases - New Complaints Filed (continued)

New Complaints Filed:	38,401
TROs Issued:	33,280
FROs Issued:	4,809

The average length of time it took for the defendant to be served (days):	3
Indefinitely continued (extended) TROs:	5,999
The average length of time from TRO granted to a FRO hearing (days):	40

FRO Cases with Children:	1,711
Child Support/Medical coverage granted at FRO or within 180 days of Amended FRO:	518
FM Cases prior to FRO:	62
FD cases filed prior to FRO with Child Support/Medical Coverage:	571

SECTION ONE

DOMESTIC VIOLENCE STATISTICS

Family Cases

New Complaints Filed

B. County Figures

Domestic Violence Annual Report
Case Origination of Domestic Violence Complaints - Filed and Added (Based on Case Filing Date)
For the Period Between January 1, 2022 and December 31, 2022

<u>County</u>	<u>New Complaints Filed</u>	<u>—%—</u>	<u>[Reopened] Defendant Served with TRO</u>	<u>—%—</u>	<u>Total Cases Filed and Added</u>
Atlantic	1,828	93.1	136	6.9	1,964
Bergen	2,666	85.5	453	14.5	3,119
Burlington	2,308	93.0	174	7.0	2,482
Camden	3,870	93.7	259	6.3	4,129
Cape May	540	93.8	36	6.3	576
Cumberland	1,382	82.1	302	17.9	1,684
Essex	3,813	85.9	626	14.1	4,439
Gloucester	1,735	92.6	138	7.4	1,873
Hudson	2,958	86.2	474	13.8	3,432
Hunterdon	304	95.6	14	4.4	318
Mercer	1,750	85.5	296	14.5	2,046
Middlesex	2,820	91.6	260	8.4	3,080
Monmouth	1,856	90.2	202	9.8	2,058
Morris	1,193	95.6	55	4.4	1,248
Ocean	2,297	90.7	236	9.3	2,533
Passaic	2,538	86.5	396	13.5	2,934
Salem	517	87.5	74	12.5	591
Somerset	919	95.8	40	4.2	959
Sussex	552	95.8	24	4.2	576
Union	2,033	87.6	288	12.4	2,321
Warren	522	95.1	27	4.9	549
Total	38,401	89.5	4,510	10.5	42,911

This is the county detail as to how Domestic Violence Cases were filed and added within the state.

Domestic Violence Annual Report
Detail of Domestic Violence Complaints - Filed and Added (Based on Case Filing Date)
For the Period Between January 1, 2022 and December 31, 2022

County	New Complaints Filed	New Cases [Municipal] Source=08 (01/)		New Cases [Superior] Source=01 (01/)		Reopened Defendant Served with TRO (06/)
			%		%	
Atlantic	1,828	790	43.2	1,038	56.8	136
Bergen	2,666	1,488	55.8	1,178	44.2	453
Burlington	2,308	1,478	64.0	830	36.0	174
Camden	3,870	2,434	62.9	1,436	37.1	259
Cape May	540	278	51.5	262	48.5	36
Cumberland	1,382	794	57.5	588	42.5	302
Essex	3,813	1,674	43.9	2,139	56.1	626
Gloucester	1,735	984	56.7	751	43.3	138
Hudson	2,958	1,696	57.3	1,262	42.7	474
Hunterdon	304	161	53.0	143	47.0	14
Mercer	1,750	804	45.9	946	54.1	296
Middlesex	2,820	1,582	56.1	1,238	43.9	260
Monmouth	1,856	1,370	73.8	486	26.2	202
Morris	1,193	709	59.4	484	40.6	55
Ocean	2,297	1,561	68.0	736	32.0	236
Passaic	2,538	1,566	61.7	972	38.3	396
Salem	517	281	54.4	236	45.6	74
Somerset	919	534	58.1	385	41.9	40
Sussex	552	305	55.3	247	44.7	24
Union	2,033	979	48.2	1,054	51.8	288
Warren	522	257	49.2	265	50.8	27
Total	38,401	21,725	56.6	16,676	43.4	4,510

This is the county detail as to how the Domestic Violence Cases originated in New Jersey. The percentages above are for each county. The REOPENED/TRO case count is NOT included in the percentage calculation.

Domestic Violence Annual Report
Genders of Plaintiffs and Defendants for New Complaints Filed (Based on Case Filing Date)
For the Period Between January 1, 2022 and December 31, 2022

County	New Complaints Filed	Plaintiff		Plaintiff		Defendant		Defendant	
		Male	%	Female	%	Male	%	Female	%
Atlantic	1,828	449	24.6	1,379	75.4	1,284	70.2	544	29.8
Bergen	2,666	671	25.2	1,995	74.8	1,982	74.3	684	25.7
Burlington	2,308	626	27.1	1,682	72.9	1,610	69.8	698	30.2
Camden	3,870	945	24.4	2,925	75.6	2,778	71.8	1,093	28.2
Cape May	540	161	29.8	379	70.2	386	71.5	154	28.5
Cumberland	1,382	328	23.7	1,054	76.3	1,015	73.4	367	26.6
Essex	3,813	859	22.5	2,954	77.5	2,787	73.1	1,026	26.9
Gloucester	1,735	417	24.0	1,318	76.0	1,292	74.5	443	25.5
Hudson	2,958	690	23.3	2,268	76.7	2,249	76.0	709	24.0
Hunterdon	304	76	25.0	228	75.0	238	78.3	66	21.7
Mercer	1,750	439	25.1	1,311	74.9	1,282	73.3	468	26.7
Middlesex	2,820	684	24.3	2,136	75.7	2,100	74.5	720	25.5
Monmouth	1,856	414	22.3	1,442	77.7	1,426	76.8	430	23.2
Morris	1,193	294	24.6	899	75.4	927	77.7	266	22.3
Ocean	2,297	565	24.6	1,732	75.4	1,735	75.5	562	24.5
Passaic	2,538	615	24.2	1,923	75.8	1,890	74.5	648	25.5
Salem	517	131	25.3	386	74.7	370	71.6	147	28.4
Somerset	919	209	22.7	710	77.3	685	74.5	234	25.5
Sussex	552	143	25.9	409	74.1	395	71.6	157	28.4
Union	2,033	473	23.3	1,560	76.7	1,522	74.9	511	25.1
Warren	522	137	26.2	385	73.8	386	73.9	136	26.1
Total	38,401	9,326	24.3	29,075	75.7	28,339	73.8	10,063	26.2

The '%' in the 'Male' and 'Female' columns reflect the percentage of plaintiffs and/or defendants of that gender within that county.

**Domestic Violence Annual Report
Race of Plaintiffs and Defendants for New Complaints Filed (Based on Case Filing Date)*
For the Period Between January 1, 2022 and December 31, 2022**

Statewide

Race	Plaintiff		Plaintiff		Defendant		Defendant	
	Male	%	Female	%	Male	%	Female	%
Amr Ind/Alaskan Native	11	20.8	42	79.2	53	85.5	9	14.5
Asian	245	27.6	643	72.4	552	70.1	236	29.9
Black/Afr	2,650	25.1	7,915	74.9	8,949	74.5	3,065	25.5
Haw/Pacific Islander	0	.0	1	100.0	13	100.0	0	.0
Hispanic	2,061	19.7	8,408	80.3	7,469	76.9	2,239	23.1
Not Stated	0	.0	1	100.0	0	.0	0	.0
Other	152	26.1	430	73.9	373	71.7	147	28.3
Unknown	587	26.7	1,608	73.3	1,708	71.0	697	29.0
White	3,620	26.5	10,027	73.5	9,222	71.5	3,670	28.5
TOTAL	9,326	24.3	29,075	75.7	28,339	73.8	10,063	26.2

*Only the party's race is depicted in this report. Hispanic ethnicity is captured in the data as a race.

Domestic Violence Annual Report
Race of Plaintiffs and Defendants for New Complaints Filed (Based on Case Filing Date)
For the Period Between January 1, 2022 and December 31, 2022

By County

County	Race	Plaintiff		Plaintiff		Defendant		Defendant		
		Male	%	Female	%	Male	%	Female	%	
County: Atlantic										
Complaints Filed: 1,828										
Atlantic	Amr Ind/Alaskan Native	0	.0	1	100.0	2	100.0	0	.0	
	Asian	8	25.8	23	74.2	22	71.0	9	29.0	
	Black/Afr	130	23.5	424	76.5	472	72.2	182	27.8	
	Haw/Pacific Islander	0	.0	0	.0	3	100.0	0	.0	
	Hispanic	84	22.5	290	77.5	243	75.7	78	24.3	
	Other	4	21.1	15	78.9	18	66.7	9	33.3	
	Unknown	24	35.3	44	64.7	48	68.6	22	31.4	
	White	199	25.5	582	74.5	476	66.1	244	33.9	
County: Bergen										
Complaints Filed: 2,666										
Bergen	Amr Ind/Alaskan Native	1	50.0	1	50.0	4	80.0	1	20.0	
	Asian	38	29.0	93	71.0	85	68.5	39	31.5	
	Black/Afr	104	31.0	231	69.0	330	79.3	86	20.7	
	Haw/Pacific Islander	0	.0	0	.0	1	100.0	0	.0	
	Hispanic	161	18.1	730	81.9	649	75.6	209	24.4	
	Other	8	23.5	26	76.5	22	68.8	10	31.3	
	Unknown	126	31.4	275	68.6	263	67.6	126	32.4	
	White	233	26.7	639	73.3	628	74.7	213	25.3	
County: Burlington										
Complaints Filed: 2,308										
Burlington	Amr Ind/Alaskan Native	3	42.9	4	57.1	2	33.3	4	66.7	
	Asian	15	41.7	21	58.3	20	66.7	10	33.3	
	Black/Afr	224	26.5	622	73.5	660	70.4	278	29.6	
	Hispanic	52	21.9	185	78.1	158	67.2	77	32.8	
	Not Stated	0	.0	1	100.0	0	.0	0	.0	
	Other	8	33.3	16	66.7	5	33.3	10	66.7	
	Unknown	22	33.8	43	66.2	54	70.1	23	29.9	
	White	302	27.7	790	72.3	711	70.6	296	29.4	
County: Camden										
Complaints Filed: 3,870										
Camden	Amr Ind/Alaskan Native	0	.0	0	.0	2	100.0	0	.0	
	Asian	9	18.0	41	82.0	19	61.3	12	38.7	
	Black/Afr	419	26.7	1,152	73.3	1,308	73.8	464	26.2	
	Haw/Pacific Islander	0	.0	0	.0	3	100.0	0	.0	
	Hispanic	144	19.3	602	80.7	467	75.4	152	24.6	
	Other	13	29.5	31	70.5	18	50.0	18	50.0	
	Unknown	30	21.0	113	79.0	118	68.6	54	31.4	
	White	330	25.1	986	74.9	843	68.2	393	31.8	
County: Cape May										
Complaints Filed: 540										
Cape May	Amr Ind/Alaskan Native	0	.0	0	.0	1	100.0	0	.0	
	Asian	0	.0	2	100.0	1	33.3	2	66.7	
	Black/Afr	19	37.3	32	62.7	59	75.6	19	24.4	
	Hispanic	7	12.7	48	87.3	32	74.4	11	25.6	
	Other	3	60.0	2	40.0	3	100.0	0	.0	
	Unknown	4	17.4	19	82.6	14	73.7	5	26.3	
	White	128	31.7	276	68.3	276	70.2	117	29.8	

Domestic Violence Annual Report
Race of Plaintiffs and Defendants for New Complaints Filed (Based on Case Filing Date)
For the Period Between January 1, 2022 and December 31, 2022

By County

County	Race	Plaintiff		Plaintiff		Defendant		Defendant		
		Male	%	Female	%	Male	%	Female	%	
County: Cumberland		Complaints Filed: 1,382								
Cumberland	Amr Ind/Alaskan Native	1	16.7	5	83.3	2	66.7	1	33.3	
	Asian	1	33.3	2	66.7	0	.0	2	100.0	
	Black/Afr	105	26.2	296	73.8	348	71.0	142	29.0	
	Hispanic	95	21.5	347	78.5	311	77.4	91	22.6	
	Other	5	41.7	7	58.3	7	63.6	4	36.4	
	Unknown	11	23.4	36	76.6	54	77.1	16	22.9	
	White	110	23.4	361	76.6	293	72.5	111	27.5	
County: Essex		Complaints Filed: 3,813								
Essex	Amr Ind/Alaskan Native	2	40.0	3	60.0	5	100.0	0	.0	
	Asian	6	20.0	24	80.0	21	77.8	6	22.2	
	Black/Afr	460	23.3	1,517	76.7	1,528	72.5	580	27.5	
	Hispanic	178	17.9	817	82.1	699	77.4	204	22.6	
	Other	18	21.4	66	78.6	53	75.7	17	24.3	
	Unknown	90	23.4	295	76.6	249	67.8	118	32.2	
	White	105	31.2	232	68.8	232	69.7	101	30.3	
County: Gloucester		Complaints Filed: 1,735								
Gloucester	Amr Ind/Alaskan Native	0	.0	1	100.0	2	100.0	0	.0	
	Asian	4	18.2	18	81.8	12	70.6	5	29.4	
	Black/Afr	87	21.8	313	78.3	406	80.7	97	19.3	
	Haw/Pacific Islander	0	.0	1	100.0	1	100.0	0	.0	
	Hispanic	38	25.5	111	74.5	102	70.3	43	29.7	
	Other	4	18.2	18	81.8	13	61.9	8	38.1	
	Unknown	16	37.2	27	62.8	39	66.1	20	33.9	
	White	268	24.4	829	75.6	717	72.6	270	27.4	
County: Hudson		Complaints Filed: 2,958								
Hudson	Amr Ind/Alaskan Native	1	20.0	4	80.0	6	85.7	1	14.3	
	Asian	29	31.9	62	68.1	72	76.6	22	23.4	
	Black/Afr	181	24.5	557	75.5	650	76.7	197	23.3	
	Hispanic	299	20.3	1,175	79.7	1,005	77.7	288	22.3	
	Other	13	21.3	48	78.7	41	80.4	10	19.6	
	Unknown	22	22.4	76	77.6	101	72.7	38	27.3	
	White	145	29.5	346	70.5	374	71.0	153	29.0	
County: Hunterdon		Complaints Filed: 304								
Hunterdon	Asian	1	8.3	11	91.7	4	57.1	3	42.9	
	Black/Afr	5	22.7	17	77.3	19	67.9	9	32.1	
	Hispanic	7	18.4	31	81.6	30	88.2	4	11.8	
	Other	0	.0	2	100.0	6	85.7	1	14.3	
	Unknown	3	33.3	6	66.7	4	50.0	4	50.0	
	White	60	27.1	161	72.9	175	79.5	45	20.5	
County: Mercer		Complaints Filed: 1,750								
Mercer	Amr Ind/Alaskan Native	1	33.3	2	66.7	4	100.0	0	.0	
	Asian	7	19.4	29	80.6	23	79.3	6	20.7	
	Black/Afr	197	25.4	579	74.6	623	73.9	220	26.1	
	Haw/Pacific Islander	0	.0	0	.0	1	100.0	0	.0	
	Hispanic	96	21.1	360	78.9	311	73.7	111	26.3	
	Other	5	27.8	13	72.2	13	68.4	6	31.6	
	Unknown	5	11.4	39	88.6	38	73.1	14	26.9	
	White	128	30.7	289	69.3	269	70.8	111	29.2	

Domestic Violence Annual Report
Race of Plaintiffs and Defendants for New Complaints Filed (Based on Case Filing Date)
For the Period Between January 1, 2022 and December 31, 2022

By County

County	Race	Plaintiff		Plaintiff		Defendant		Defendant		
		Male	%	Female	%	Male	%	Female	%	
County: Middlesex										
Complaints Filed: 2,820										
Middlesex	Amr Ind/Alaskan Native	0	.0	3	100.0	6	100.0	0	.0	
	Asian	76	30.3	175	69.7	165	71.1	67	28.9	
	Black/Afr	162	27.4	429	72.6	524	78.0	148	22.0	
	Hispanic	166	17.3	794	82.7	703	76.9	211	23.1	
	Other	18	27.7	47	72.3	44	72.1	17	27.9	
	Unknown	26	27.1	70	72.9	61	63.5	35	36.5	
	White	236	27.6	618	72.4	597	71.2	242	28.8	
County: Monmouth										
Complaints Filed: 1,856										
Monmouth	Amr Ind/Alaskan Native	0	.0	1	100.0	2	100.0	0	.0	
	Asian	6	25.0	18	75.0	12	75.0	4	25.0	
	Black/Afr	63	19.6	259	80.4	309	81.1	72	18.9	
	Haw/Pacific Islander	0	.0	0	.0	1	100.0	0	.0	
	Hispanic	59	18.5	260	81.5	267	83.4	53	16.6	
	Other	10	30.3	23	69.7	28	87.5	4	12.5	
	Unknown	6	12.8	41	87.2	35	68.6	16	31.4	
	White	270	24.3	840	75.7	772	73.3	281	26.7	
County: Morris										
Complaints Filed: 1,193										
Morris	Amr Ind/Alaskan Native	0	.0	1	100.0	1	100.0	0	.0	
	Asian	14	38.9	22	61.1	16	66.7	8	33.3	
	Black/Afr	28	25.5	82	74.5	132	87.4	19	12.6	
	Hispanic	60	19.7	244	80.3	234	84.5	43	15.5	
	Other	4	23.5	13	76.5	14	87.5	2	12.5	
	Unknown	22	25.0	66	75.0	86	82.7	18	17.3	
	White	166	26.1	471	73.9	444	71.6	176	28.4	
County: Ocean										
Complaints Filed: 2,297										
Ocean	Amr Ind/Alaskan Native	1	100.0	0	.0	2	100.0	0	.0	
	Asian	1	7.7	12	92.3	5	55.6	4	44.4	
	Black/Afr	69	32.4	144	67.6	219	80.8	52	19.2	
	Hispanic	58	18.1	262	81.9	301	81.4	69	18.6	
	Other	4	15.4	22	84.6	17	70.8	7	29.2	
	Unknown	102	27.3	272	72.7	265	72.8	99	27.2	
	White	330	24.4	1,020	75.6	926	73.7	331	26.3	
County: Passaic										
Complaints Filed: 2,538										
Passaic	Amr Ind/Alaskan Native	1	10.0	9	90.0	8	80.0	2	20.0	
	Asian	8	30.8	18	69.2	14	60.9	9	39.1	
	Black/Afr	149	26.9	404	73.1	447	71.7	176	28.3	
	Haw/Pacific Islander	0	.0	0	.0	2	100.0	0	.0	
	Hispanic	271	20.5	1,048	79.5	924	76.0	291	24.0	
	Other	17	45.9	20	54.1	26	78.8	7	21.2	
	Unknown	31	33.3	62	66.7	102	75.0	34	25.0	
	White	138	27.6	362	72.4	367	74.0	129	26.0	

Domestic Violence Annual Report
Race of Plaintiffs and Defendants for New Complaints Filed (Based on Case Filing Date)
For the Period Between January 1, 2022 and December 31, 2022

By County

County	Race	Plaintiff		Plaintiff		Defendant		Defendant		
		Male	%	Female	%	Male	%	Female	%	
County: Salem										
Complaints Filed: 517										
Salem	Asian	0	.0	2	100.0	0	.0	2	100.0	
	Black/Afr	28	20.0	112	80.0	124	72.9	46	27.1	
	Haw/Pacific Islander	0	.0	0	.0	1	100.0	0	.0	
	Hispanic	8	13.8	50	86.2	34	68.0	16	32.0	
	Other	2	12.5	14	87.5	4	57.1	3	42.9	
	Unknown	8	25.0	24	75.0	27	77.1	8	22.9	
	White	85	31.6	184	68.4	180	71.4	72	28.6	
County: Somerset										
Complaints Filed: 919										
Somerset	Amr Ind/Alaskan Native	0	.0	1	100.0	2	100.0	0	.0	
	Asian	14	25.9	40	74.1	38	74.5	13	25.5	
	Black/Afr	38	19.4	158	80.6	163	75.8	52	24.2	
	Hispanic	63	20.9	238	79.1	217	76.1	68	23.9	
	Other	1	11.1	8	88.9	6	85.7	1	14.3	
	Unknown	18	45.0	22	55.0	54	81.8	12	18.2	
	White	75	23.6	243	76.4	205	70.0	88	30.0	
County: Sussex										
Complaints Filed: 552										
Sussex	Amr Ind/Alaskan Native	0	.0	2	100.0	0	.0	0	.0	
	Asian	0	.0	6	100.0	4	66.7	2	33.3	
	Black/Afr	11	35.5	20	64.5	30	73.2	11	26.8	
	Hispanic	18	23.1	60	76.9	54	72.0	21	28.0	
	Other	2	66.7	1	33.3	1	33.3	2	66.7	
	Unknown	2	11.1	16	88.9	29	85.3	5	14.7	
	White	110	26.6	304	73.4	277	70.5	116	29.5	
County: Union										
Complaints Filed: 2,033										
Union	Amr Ind/Alaskan Native	0	.0	4	100.0	2	100.0	0	.0	
	Asian	6	22.2	21	77.8	19	67.9	9	32.1	
	Black/Afr	152	23.1	505	76.9	519	73.1	191	26.9	
	Hispanic	175	19.9	706	80.1	665	78.6	181	21.4	
	Other	10	22.7	34	77.3	31	79.5	8	20.5	
	Unknown	14	23.0	47	77.0	49	72.1	19	27.9	
	White	116	32.3	243	67.7	237	69.7	103	30.3	
County: Warren										
Complaints Filed: 522										
Warren	Asian	2	40.0	3	60.0	0	.0	2	100.0	
	Black/Afr	19	23.5	62	76.5	79	76.7	24	23.3	
	Hispanic	22	30.6	50	69.4	63	77.8	18	22.2	
	Other	3	42.9	4	57.1	3	50.0	3	50.0	
	Unknown	5	25.0	15	75.0	18	62.1	11	37.9	
	White	86	25.5	251	74.5	223	74.1	78	25.9	
TOTAL		9,326	24.3	29,075	75.7	28,339	73.8	10,063	26.2	

**Domestic Violence Annual Report
Living Arrangements of Plaintiffs and Defendants for New Complaints Filed (Based on Case Filing Date)
For the Period Between January 1, 2022 and December 31, 2022**

County	New Complaints Filed		Living Together		Previously Lived Together		Never Lived Together	
				__%__		__%__		__%__
Atlantic	1,828		869	47.5	738	40.4	221	12.1
Bergen	2,666		1,170	43.9	1,030	38.6	466	17.5
Burlington	2,308		1,048	45.4	951	41.2	309	13.4
Camden	3,870		1,593	41.2	1,684	43.5	593	15.3
Cape May	540		227	42.0	248	45.9	65	12.0
Cumberland	1,382		621	44.9	600	43.4	161	11.6
Essex	3,813		1,322	34.7	1,736	45.5	755	19.8
Gloucester	1,735		816	47.0	660	38.0	259	14.9
Hudson	2,958		1,213	41.0	1,222	41.3	523	17.7
Hunterdon	304		137	45.1	133	43.8	34	11.2
Mercer	1,750		647	37.0	782	44.7	321	18.3
Middlesex	2,820		1,276	45.2	1,115	39.5	429	15.2
Monmouth	1,856		891	48.0	697	37.6	268	14.4
Morris	1,193		575	48.2	451	37.8	167	14.0
Ocean	2,297		1,169	50.9	870	37.9	258	11.2
Passaic	2,538		979	38.6	1,114	43.9	445	17.5
Salem	517		244	47.2	224	43.3	49	9.5
Somerset	919		446	48.5	363	39.5	110	12.0
Sussex	552		252	45.7	208	37.7	92	16.7
Union	2,033		842	41.4	830	40.8	361	17.8
Warren	522		258	49.4	208	39.8	56	10.7
Total	38,401		16,595	43.2	15,864	41.3	5,942	15.5

The '%' columns reflect the percentage of domestic violence cases in which the plaintiffs and defendants had a particular living arrangement at the time the complaints were filed.

**Domestic Violence Annual Report
Relationships Between Plaintiffs and Defendants for New Complaints Filed (Based on Case Filing Date)
For the Period Between January 1, 2022 and December 31, 2022**

County	New Complaints Filed	(a) Spouse With		(b) Spouse Without		(c) Fmr Spouse With		(d) Fmr Spouse Without		(e) Nvr Married With		(f) Nvr Married Expectant Parents		(g) Present Household Member		(h) Former Household Member		(i) Dating Rltntship		(j) Not Related Without Child(ren)	
		Child(ren)	__%_	Child(ren)	__%_	Child(ren)	__%_	Child(ren)	__%_	Child(ren)	__%_	Child(ren)	__%_	Child(ren)	__%_	Child(ren)	__%_	Child(ren)	__%_	Child(ren)	__%_
Atlantic	1,828	164	9.0	128	7.0	30	1.6	11	.6	390	21.3	13	.7	374	20.5	199	10.9	469	25.7	50	2.7
Bergen	2,666	398	14.9	244	9.2	63	2.4	24	.9	433	16.2	14	.5	418	15.7	262	9.8	714	26.8	96	3.6
Burlington	2,308	250	10.8	169	7.3	50	2.2	19	.8	384	16.6	10	.4	455	19.7	280	12.1	613	26.6	78	3.4
Camden	3,870	237	6.1	221	5.7	67	1.7	29	.7	673	17.4	31	.8	707	18.3	454	11.7	1,347	34.8	104	2.7
Cape May	540	33	6.1	60	11.1	5	.9	7	1.3	53	9.8	1	.2	88	16.3	86	15.9	191	35.4	16	3.0
Cumberland	1,382	106	7.7	110	8.0	10	.7	10	.7	259	18.7	16	1.2	272	19.7	177	12.8	394	28.5	28	2.0
Essex	3,813	355	9.3	206	5.4	50	1.3	24	.6	993	26.0	34	.9	491	12.9	391	10.3	1,175	30.8	94	2.5
Gloucester	1,735	172	9.9	118	6.8	32	1.8	23	1.3	325	18.7	8	.5	306	17.6	187	10.8	515	29.7	49	2.8
Hudson	2,958	270	9.1	248	8.4	35	1.2	20	.7	595	20.1	21	.7	471	15.9	289	9.8	913	30.9	96	3.2
Hunterdon	304	53	17.4	44	14.5	8	2.6	4	1.3	41	13.5	0	.0	44	14.5	31	10.2	65	21.4	14	4.6
Mercer	1,750	149	8.5	115	6.6	22	1.3	6	.3	362	20.7	18	1.0	269	15.4	224	12.8	534	30.5	51	2.9
Middlesex	2,820	370	13.1	251	8.9	60	2.1	36	1.3	506	17.9	19	.7	453	16.1	290	10.3	733	26.0	102	3.6
Monmouth	1,856	248	13.4	129	7.0	34	1.8	21	1.1	315	17.0	5	.3	284	15.3	183	9.9	538	29.0	99	5.3
Morris	1,193	220	18.4	126	10.6	25	2.1	9	.8	152	12.7	7	.6	190	15.9	101	8.5	329	27.6	34	2.8
Ocean	2,297	240	10.4	198	8.6	35	1.5	32	1.4	357	15.5	15	.7	464	20.2	230	10.0	657	28.6	69	3.0
Passaic	2,538	239	9.4	162	6.4	22	.9	12	.5	452	17.8	17	.7	483	19.0	356	14.0	696	27.4	99	3.9
Salem	517	30	5.8	46	8.9	3	.6	3	.6	89	17.2	2	.4	99	19.1	76	14.7	153	29.6	16	3.1
Somerset	919	139	15.1	98	10.7	28	3.0	17	1.8	129	14.0	6	.7	139	15.1	97	10.6	223	24.3	43	4.7
Sussex	552	81	14.7	56	10.1	14	2.5	7	1.3	77	13.9	2	.4	85	15.4	66	12.0	149	27.0	15	2.7
Union	2,033	258	12.7	160	7.9	32	1.6	12	.6	389	19.1	21	1.0	284	14.0	220	10.8	594	29.2	63	3.1
Warren	522	67	12.8	48	9.2	11	2.1	7	1.3	98	18.8	1	.2	87	16.7	58	11.1	132	25.3	13	2.5
Total	38,401	4,079	10.6	2,937	7.6	636	1.7	333	.9	7,072	18.4	261	.7	6,463	16.8	4,257	11.1	11,134	29.0	1,229	3.2

The '%' columns reflect the percentage of domestic violence cases in which the plaintiffs and the defendants had a particular relationship at the time the complaints were filed.

SECTION TWO

DOMESTIC VIOLENCE STATISTICS

Family Cases

Results & Dispositions

A. Statewide Figures

SECTION TWO

DOMESTIC VIOLENCE STATISTICS

Family Cases

Case Results & Dispositions

B. County Figures

Domestic Violence Annual Report
Domestic Violence Dispositions Detail (Based on Case Status Date)
DISPOSITIONS for the Period Between January 1, 2022 and December 31, 2022

County	Complaint Withdrawn By Plaintiff		Plaintiff Failed to Appear/Dismissed		Plaintiff Denied FRO		TRO Extended/Defendant Not Served		FROs Entered	
		__%__		__%__		__%__		__%__		__%__
Atlantic	795	44.2	311	17.3	218	12.1	213	11.8	262	14.6
Bergen	1,475	58.4	208	8.2	218	8.6	271	10.7	352	13.9
Burlington	822	41.2	320	16.0	302	15.1	167	8.4	385	19.3
Camden	935	26.0	1,267	35.3	345	9.6	410	11.4	636	17.7
Cape May	205	38.8	72	13.6	65	12.3	57	10.8	130	24.6
Cumberland	482	32.3	318	21.3	200	13.4	274	18.4	217	14.6
Essex	1,358	33.9	755	18.8	369	9.2	1,211	30.2	316	7.9
Gloucester	582	36.4	316	19.8	311	19.5	185	11.6	203	12.7
Hudson	1,116	39.6	676	24.0	191	6.8	696	24.7	142	5.0
Hunterdon	131	49.6	3	1.1	58	22.0	25	9.5	47	17.8
Mercer	763	44.0	355	20.5	130	7.5	352	20.3	133	7.7
Middlesex	1,304	49.9	148	5.7	315	12.1	449	17.2	396	15.2
Monmouth	842	50.1	206	12.3	218	13.0	147	8.8	267	15.9
Morris	629	62.3	49	4.9	86	8.5	60	5.9	186	18.4
Ocean	1,042	48.7	202	9.4	226	10.6	282	13.2	387	18.1
Passaic	822	33.3	510	20.7	255	10.3	637	25.8	244	9.9
Salem	172	33.9	121	23.8	63	12.4	94	18.5	58	11.4
Somerset	427	56.8	75	10.0	64	8.5	67	8.9	119	15.8
Sussex	309	65.3	22	4.7	50	10.6	21	4.4	71	15.0
Union	762	38.7	355	18.0	320	16.2	354	18.0	179	9.1
Warren	212	46.8	50	11.0	68	15.0	44	9.7	79	17.4
TOTAL	15,185	41.7	6,339	17.4	4,072	11.2	6,016	16.5	4,809	13.2

The numbers in the Total Disposed column reflect all those cases that were DISMISSED, had the TRO extended or had the FRO granted. The percentages reflect the number of cases for that county.

SECTION THREE

DOMESTIC VIOLENCE STATISTICS

Final Restraining Orders (FROs)

A. Statewide Figures

[2022]

SECTION THREE

Reliefs Contained on Final Restraining Orders

		Times Relief Sought	% of Total Cases	Times Relief Granted	% of Times Sought
Prohibition Against Future Acts of Domestic Violence	[Part I (A)]	4,920	98.7 %	4,920	100.0 %
Prohibition Against Any Contact or Communication With PLA	[Part I (B)]	4,919	98.7 %	4,491	91.3 %
Prohibition Against Any Contact or Communication With Others	[Part I (C)]	1,923	38.6 %	1,483	77.1 %
Prohibition Against Harrassing Communications To Plaintiff	[Part I (D)]	4,919	98.7 %	4,913	99.9 %
Prohibition Against Harrassing Communications To Others	[Part I (E)]	1,750	35.1 %	1,373	78.5 %
Exclusive Possession of Residence to PLA or Alternate Housing	[Part I (F)]	1,485	29.8 %	1,246	83.9 %
Emergent Monetary Relief [Plaintiff]	[Part I (G)]	65	1.3 %	12	18.5 %
Emergent Monetary Relief [Dependent(s)]	[Part I (H)]	28	.6 %	5	17.9 %
Child Custody	[Part I (I)]	1,520	30.5 %	1,196	78.7 %
Law Enforcement Accompaniment of DEF to Scene or Residence	[Part I (J)]	1,541	30.9 %	924	60.0 %
Law Enforcement Accompaniment of PLA to Scene or Residence	[Part I (K)]	507	10.2 %	192	37.9 %
Other Appropriate Relief [Plaintiff]	[Part I (M)]	247	5.0 %	113	45.7 %
Other Appropriate Relief [Child(ren)]	[Part I (N)]	58	1.2 %	26	44.8 %
Other Appropriate Relief [Defendant]	[Part I (O)]	799	16.0 %	628	78.6 %
Intake Monitoring of Conditions and/or Restraints	[Part I (P)]	112	2.2 %	97	86.6 %
Prohibition Against Weapons Possession [Firearms]	[Part I (Q)]	4,920	98.7 %	4,912	99.8 %
Prohibition Against Weapons Possession [All Others]	[Part I (R)]	0	.0 %	0	.0 %
Seizure of Weapons	[Part I (S)]	[N/A]		490	9.8 %
Prohibition Against Stalking Plaintiff	[Part I (T)]	4,918	98.7 %	4,912	99.9 %



Percentages are based on number of times the RELIEF was Sought and the number of times the RELIEF was Granted in 2022 .

The first percentage, next to the number in TIMES RELIEF SOUGHT, represents the number of cases in which that RELIEF was sought as a percentage of all cases in which that RELIEF can be sought.

The second percentage, next to the number in TIMES RELIEF GRANTED, represents the number of cases in which the RELIEF was granted as a percentage of those cases in which that RELIEF was sought. For those RELIEFS that cannot be sought, this figure represents the percentage of all cases.

SECTION THREE

DOMESTIC VIOLENCE STATISTICS

Final Restraining Orders (FROs)

B. County Figures

[2022]

**Domestic Violence Annual Report
Relief Disposition Status - Page 1
For the Period Between January 1, 2022 and December 31, 2022**

County	FROs	Prohibition Against Future Acts of Domestic Violence				Prohibition Against Any Contact or Communication With Plaintiff				Prohibition Against Any Contact or Communication With Others				Prohibition Against Harrassing Communications To Plaintiff			
		Sought	Part I (A) ____%	Grantd	____%	Sought	Part I (B) ____%	Grantd	____%	Sought	Part I (C) ____%	Grantd	____%	Sought	Part I (D) ____%	Grantd	____%
Atlantic	250	242	96.8	242	100.0	242	96.8	235	97.1	80	32.0	81	101.3	242	96.8	242	100.0
Bergen	380	379	99.7	379	100.0	379	99.7	363	95.8	176	46.3	141	80.1	379	99.7	378	99.7
Burlington	403	402	99.8	402	100.0	402	99.8	391	97.3	118	29.3	100	84.7	402	99.8	401	99.8
Camden	661	659	99.7	659	100.0	659	99.7	650	98.6	177	26.8	140	79.1	659	99.7	658	99.8
Cape May	122	120	98.4	120	100.0	120	98.4	115	95.8	43	35.2	40	93.0	120	98.4	120	100.0
Cumberland	216	215	99.5	215	100.0	215	99.5	213	99.1	59	27.3	50	84.7	215	99.5	215	100.0
Essex	298	294	98.7	294	100.0	294	98.7	254	86.4	157	52.7	122	77.7	294	98.7	293	99.7
Gloucester	217	211	97.2	211	100.0	211	97.2	208	98.6	81	37.3	62	76.5	211	97.2	211	100.0
Hudson	152	142	93.4	142	100.0	142	93.4	137	96.5	69	45.4	43	62.3	142	93.4	142	100.0
Hunterdon	47	47	100.0	47	100.0	47	100.0	47	100.0	27	57.4	25	92.6	47	100.0	47	100.0
Mercer	162	160	98.8	160	100.0	159	98.1	140	88.1	87	53.7	68	78.2	159	98.1	160	100.6
Middlesex	422	421	99.8	421	100.0	421	99.8	366	86.9	213	50.5	135	63.4	421	99.8	420	99.8
Monmouth	280	279	99.6	279	100.0	279	99.6	215	77.1	118	42.1	93	78.8	279	99.6	278	99.6
Morris	192	182	94.8	182	100.0	182	94.8	132	72.5	84	43.8	52	61.9	182	94.8	182	100.0
Ocean	422	420	99.5	420	100.0	420	99.5	395	94.0	121	28.7	90	74.4	420	99.5	420	100.0
Passaic	252	251	99.6	251	100.0	251	99.6	226	90.0	125	49.6	99	79.2	251	99.6	251	100.0
Salem	57	57	100.0	57	100.0	57	100.0	48	84.2	13	22.8	8	61.5	57	100.0	56	98.2
Somerset	112	111	99.1	111	100.0	111	99.1	102	91.9	63	56.3	54	85.7	111	99.1	111	100.0
Sussex	70	67	95.7	67	100.0	67	95.7	42	62.7	31	44.3	19	61.3	67	95.7	67	100.0
Union	184	178	96.7	178	100.0	178	96.7	129	72.5	39	21.2	26	66.7	178	96.7	178	100.0
Warren	85	83	97.6	83	100.0	83	97.6	83	100.0	42	49.4	35	83.3	83	97.6	83	100.0
Total	4984	4920	98.7	4920	100.0	4919	98.7	4491	91.3	1923	38.6	1483	77.1	4919	98.7	4913	99.9

**Domestic Violence Annual Report
Relief Disposition Status - Page 2
For the Period Between January 1, 2022 and December 31, 2022**

County	FROs	Prohibition Against Harrassing Communications to Others				Exclusive Possession of Residence to Plaintiff or Alternate Housing				Emergent Monetary Relief [Plaintiff]				Emergent Monetary Relief [Dependent(s)]			
		Sought	Part I (E) _____%	Granted	_____%	Sought	Part I (F) _____%	Granted	_____%	Sought	Part I (G) _____%	Granted	_____%	Sought	Part I (H) _____%	Granted	_____%
Atlantic	250	75	30.0	78	104.0	133	53.2	121	91.0	0	.0	0	.0	0	.0	0	.0
Bergen	380	168	44.2	130	77.4	78	20.5	72	92.3	2	.5	0	.0	4	1.1	1	25.0
Burlington	403	103	25.6	88	85.4	137	34.0	116	84.7	4	1.0	2	50.0	0	.0	0	.0
Camden	661	160	24.2	134	83.8	212	32.1	191	90.1	1	.2	0	.0	0	.0	0	.0
Cape May	122	43	35.2	41	95.3	60	49.2	61	101.7	0	.0	0	.0	0	.0	0	.0
Cumberland	216	56	25.9	49	87.5	53	24.5	49	92.5	2	.9	1	50.0	0	.0	0	.0
Essex	298	147	49.3	116	78.9	68	22.8	55	80.9	0	.0	0	.0	0	.0	0	.0
Gloucester	217	72	33.2	51	70.8	62	28.6	60	96.8	0	.0	0	.0	0	.0	0	.0
Hudson	152	58	38.2	37	63.8	41	27.0	29	70.7	1	.7	0	.0	0	.0	0	.0
Hunterdon	47	24	51.1	20	83.3	18	38.3	17	94.4	0	.0	0	.0	0	.0	0	.0
Mercer	162	82	50.6	65	79.3	50	30.9	39	78.0	1	.6	0	.0	1	.6	0	.0
Middlesex	422	197	46.7	130	66.0	111	26.3	82	73.9	15	3.6	4	26.7	8	1.9	1	12.5
Monmouth	280	104	37.1	87	83.7	54	19.3	40	74.1	1	.4	0	.0	0	.0	0	.0
Morris	192	72	37.5	47	65.3	54	28.1	33	61.1	8	4.2	0	.0	2	1.0	0	.0
Ocean	422	92	21.8	68	73.9	117	27.7	97	82.9	3	.7	2	66.7	2	.5	2	100.0
Passaic	252	123	48.8	105	85.4	68	27.0	49	72.1	10	4.0	1	10.0	7	2.8	0	.0
Salem	57	11	19.3	7	63.6	18	31.6	15	83.3	0	.0	0	.0	0	.0	0	.0
Somerset	112	61	54.5	54	88.5	39	34.8	37	94.9	0	.0	0	.0	0	.0	0	.0
Sussex	70	26	37.1	14	53.8	23	32.9	13	56.5	3	4.3	1	33.3	0	.0	0	.0
Union	184	32	17.4	16	50.0	48	26.1	33	68.8	13	7.1	1	7.7	4	2.2	1	25.0
Warren	85	44	51.8	36	81.8	41	48.2	37	90.2	1	1.2	0	.0	0	.0	0	.0
Total	4984	1750	35.1	1373	78.5	1485	29.8	1246	83.9	65	1.3	12	18.5	28	.6	5	17.9

**Domestic Violence Annual Report
Relief Disposition Status - Page 3
For the Period Between January 1, 2022 and December 31, 2022**

County	FROs	Child Custody				Law Enf. Accompaniment to Scene or Residence [Defendant]				Law Enf. Accompaniment to Scene or Residence [Plaintiff]			
		Sought	Part I (I) %	Granted	%	Sought	Part I (J) %	Granted	%	Sought	Part I (K) %	Granted	%
Atlantic	250	72	28.8	68	94.4	119	47.6	106	89.1	14	5.6	9	64.3
Bergen	380	94	24.7	79	84.0	116	30.5	55	47.4	24	6.3	11	45.8
Burlington	403	100	24.8	83	83.0	123	30.5	65	52.8	11	2.7	6	54.5
Camden	661	227	34.3	197	86.8	178	26.9	137	77.0	23	3.5	14	60.9
Cape May	122	23	18.9	20	87.0	49	40.2	33	67.3	3	2.5	1	33.3
Cumberland	216	69	31.9	64	92.8	61	28.2	41	67.2	25	11.6	7	28.0
Essex	298	113	37.9	94	83.2	73	24.5	26	35.6	92	30.9	21	22.8
Gloucester	217	59	27.2	47	79.7	76	35.0	58	76.3	27	12.4	11	40.7
Hudson	152	49	32.2	44	89.8	64	42.1	20	31.3	27	17.8	6	22.2
Hunterdon	47	9	19.1	8	88.9	16	34.0	14	87.5	4	8.5	0	.0
Mercer	162	66	40.7	60	90.9	39	24.1	16	41.0	10	6.2	1	10.0
Middlesex	422	140	33.2	88	62.9	105	24.9	62	59.0	144	34.1	68	47.2
Monmouth	280	74	26.4	45	60.8	74	26.4	54	73.0	6	2.1	3	50.0
Morris	192	51	26.6	31	60.8	53	27.6	27	50.9	10	5.2	2	20.0
Ocean	422	126	29.9	93	73.8	137	32.5	81	59.1	15	3.6	5	33.3
Passaic	252	81	32.1	54	66.7	82	32.5	44	53.7	33	13.1	12	36.4
Salem	57	16	28.1	5	31.3	14	24.6	5	35.7	9	15.8	3	33.3
Somerset	112	30	26.8	27	90.0	41	36.6	24	58.5	5	4.5	0	.0
Sussex	70	16	22.9	13	81.3	25	35.7	2	8.0	2	2.9	0	.0
Union	184	78	42.4	55	70.5	62	33.7	40	64.5	13	7.1	8	61.5
Warren	85	27	31.8	21	77.8	34	40.0	14	41.2	10	11.8	4	40.0
Total	4984	1520	30.5	1196	78.7	1541	30.9	924	60.0	507	10.2	192	37.9

**Domestic Violence Annual Report
Relief Disposition Status - Page 4
For the Period Between January 1, 2022 and December 31, 2022**

County	FROs	Other Appropriate Relief [Plaintiff]				Other Appropriate Relief [Child(ren)]				Other Appropriate Relief [Defendant]				Intake Monitoring of Conditions and/or Restraints			
		Sought	Part I (M) % Granted	%		Sought	Part I (N) % Granted	%		Sought	Part I (O) % Granted	%		Sought	Part I (P) % Granted	%	
Atlantic	250	8	3.2	2	25.0	2	.8	1	50.0	66	26.4	66	100.0	2	.8	1	50.0
Bergen	380	11	2.9	5	45.5	1	.3	0	.0	30	7.9	24	80.0	1	.3	1	100.0
Burlington	403	9	2.2	2	22.2	6	1.5	4	66.7	101	25.1	97	96.0	2	.5	2	100.0
Camden	661	14	2.1	8	57.1	6	.9	6	100.0	94	14.2	71	75.5	4	.6	3	75.0
Cape May	122	7	5.7	6	85.7	2	1.6	1	50.0	25	20.5	25	100.0	0	.0	0	.0
Cumberland	216	5	2.3	2	40.0	0	.0	0	.0	44	20.4	43	97.7	0	.0	0	.0
Essex	298	32	10.7	11	34.4	1	.3	1	100.0	100	33.6	27	27.0	2	.7	2	100.0
Gloucester	217	4	1.8	1	25.0	2	.9	1	50.0	73	33.6	73	100.0	3	1.4	3	100.0
Hudson	152	10	6.6	6	60.0	3	2.0	3	100.0	13	8.6	6	46.2	0	.0	0	.0
Hunterdon	47	6	12.8	2	33.3	0	.0	0	.0	8	17.0	4	50.0	0	.0	0	.0
Mercer	162	4	2.5	1	25.0	1	.6	0	.0	21	13.0	13	61.9	22	13.6	16	72.7
Middlesex	422	32	7.6	16	50.0	5	1.2	3	60.0	65	15.4	42	64.6	69	16.4	69	100.0
Monmouth	280	12	4.3	3	25.0	2	.7	1	50.0	14	5.0	14	100.0	0	.0	0	.0
Morris	192	12	6.3	6	50.0	3	1.6	2	66.7	3	1.6	3	100.0	1	.5	0	.0
Ocean	422	13	3.1	4	30.8	3	.7	2	66.7	52	12.3	51	98.1	1	.2	0	.0
Passaic	252	10	4.0	7	70.0	5	2.0	1	20.0	20	7.9	19	95.0	0	.0	0	.0
Salem	57	2	3.5	2	100.0	1	1.8	0	.0	8	14.0	8	100.0	0	.0	0	.0
Somerset	112	2	1.8	0	.0	0	.0	0	.0	12	10.7	9	75.0	0	.0	0	.0
Sussex	70	3	4.3	0	.0	0	.0	0	.0	6	8.6	5	83.3	0	.0	0	.0
Union	184	48	26.1	28	58.3	15	8.2	0	.0	22	12.0	12	54.5	0	.0	0	.0
Warren	85	3	3.5	1	33.3	0	.0	0	.0	22	25.9	16	72.7	5	5.9	0	.0
Total	4984	247	5.0	113	45.7	58	1.2	26	44.8	799	16.0	628	78.6	112	2.2	97	86.6

**Domestic Violence Annual Report
Relief Disposition Status - Page 5
For the Period Between January 1, 2022 and December 31, 2022**

County	FROs	Prohibition Against Weapons Possession [Firearm(s)]				Prohibition Against Weapons Possession [All Others]				Seizure of Weapons				Prohibition Against Stalking Plaintiff	
		Sought	Part I (Q) Granted	%		Sought	Part I (R) Granted	%		Granted	Part I (S) %	Sought	%	Part I (T) Granted	%
Atlantic	250	242	96.8	242	100.0	0	.0	0	.0	28	11.2	242	96.8	242	100.0
Bergen	380	379	99.7	379	100.0	0	.0	0	.0	17	4.5	379	99.7	377	99.5
Burlington	403	402	99.8	402	100.0	0	.0	0	.0	46	11.4	402	99.8	402	100.0
Camden	661	659	99.7	659	100.0	0	.0	0	.0	81	12.3	659	99.7	658	99.8
Cape May	122	120	98.4	120	100.0	0	.0	0	.0	10	8.2	120	98.4	120	100.0
Cumberland	216	215	99.5	215	100.0	0	.0	0	.0	34	15.7	215	99.5	215	100.0
Essex	298	294	98.7	293	99.7	0	.0	0	.0	52	17.4	294	98.7	294	100.0
Gloucester	217	211	97.2	211	100.0	0	.0	0	.0	24	11.1	210	96.8	210	100.0
Hudson	152	142	93.4	142	100.0	0	.0	0	.0	5	3.3	142	93.4	142	100.0
Hunterdon	47	47	100.0	47	100.0	0	.0	0	.0	1	2.1	47	100.0	47	100.0
Mercer	162	160	98.8	160	100.0	0	.0	0	.0	12	7.4	159	98.1	160	100.6
Middlesex	422	421	99.8	420	99.8	0	.0	0	.0	33	7.8	421	99.8	420	99.8
Monmouth	280	279	99.6	278	99.6	0	.0	0	.0	14	5.0	279	99.6	278	99.6
Morris	192	182	94.8	182	100.0	0	.0	0	.0	27	14.1	182	94.8	182	100.0
Ocean	422	420	99.5	420	100.0	0	.0	0	.0	31	7.3	420	99.5	420	100.0
Passaic	252	251	99.6	248	98.8	0	.0	0	.0	29	11.5	251	99.6	251	100.0
Salem	57	57	100.0	56	98.2	0	.0	0	.0	7	12.3	57	100.0	56	98.2
Somerset	112	111	99.1	111	100.0	0	.0	0	.0	4	3.6	111	99.1	111	100.0
Sussex	70	67	95.7	67	100.0	0	.0	0	.0	8	11.4	67	95.7	67	100.0
Union	184	178	96.7	177	99.4	0	.0	0	.0	16	8.7	178	96.7	177	99.4
Warren	85	83	97.6	83	100.0	0	.0	0	.0	11	12.9	83	97.6	83	100.0
Total	4984	4920	98.7	4912	99.8	0	.0	0	.0	490	9.8	4918	98.7	4912	99.9

Some RELIEFS cannot be sought. They can only be granted by the Court.

**Domestic Violence Annual Report
Relief Disposition Status - Page 6
For the Period Between January 1, 2022 and December 31, 2022**

County	FROs	Prohibition Against Stalking		Against Others		Conditions of Parenting Time for Defendant				Risk Assessment Ordered				Suspension of Parenting Time for Defendant			
		Sought	Part I (U) Granted	Part I (U) %	Part I (U) %	Sought	Part II (V) Granted	Part II (V) %	Part II (V) %	Sought	Part II (W) Granted	Part II (W) %	Part II (W) %	Sought	Part II (X) Granted	Part II (X) %	Part II (X) %
Atlantic	250	74	29.6	76	102.7	54	21.6	46	85.2	2	.8	2	100.0	73	29.2	33	45.2
Bergen	380	166	43.7	130	78.3	46	12.1	56	121.7	20	5.3	0	.0	114	30.0	50	43.9
Burlington	403	103	25.6	88	85.4	74	18.4	70	94.6	13	3.2	7	53.8	102	25.3	37	36.3
Camden	661	155	23.4	129	83.2	172	26.0	170	98.8	8	1.2	3	37.5	221	33.4	85	38.5
Cape May	122	44	36.1	42	95.5	11	9.0	11	100.0	7	5.7	7	100.0	26	21.3	12	46.2
Cumberland	216	56	25.9	49	87.5	56	25.9	51	91.1	0	.0	0	.0	64	29.6	26	40.6
Essex	298	146	49.0	111	76.0	54	18.1	46	85.2	52	17.4	45	86.5	114	38.3	59	51.8
Gloucester	217	71	32.7	52	73.2	35	16.1	36	102.9	0	.0	0	.0	74	34.1	36	48.6
Hudson	152	57	37.5	35	61.4	27	17.8	30	111.1	3	2.0	3	100.0	53	34.9	24	45.3
Hunterdon	47	25	53.2	21	84.0	7	14.9	8	114.3	0	.0	0	.0	8	17.0	2	25.0
Mercer	162	77	47.5	61	79.2	46	28.4	48	104.3	9	5.6	8	88.9	62	38.3	24	38.7
Middlesex	422	190	45.0	125	65.8	61	14.5	52	85.2	24	5.7	9	37.5	150	35.5	54	36.0
Monmouth	280	102	36.4	87	85.3	42	15.0	39	92.9	0	.0	0	.0	79	28.2	25	31.6
Morris	192	69	35.9	46	66.7	40	20.8	42	105.0	0	.0	0	.0	63	32.8	15	23.8
Ocean	422	93	22.0	70	75.3	66	15.6	73	110.6	24	5.7	23	95.8	123	29.1	49	39.8
Passaic	252	125	49.6	103	82.4	39	15.5	41	105.1	11	4.4	7	63.6	93	36.9	54	58.1
Salem	57	11	19.3	7	63.6	9	15.8	5	55.6	0	.0	0	.0	16	28.1	8	50.0
Somerset	112	61	54.5	53	86.9	19	17.0	24	126.3	10	8.9	3	30.0	34	30.4	12	35.3
Sussex	70	24	34.3	15	62.5	9	12.9	9	100.0	7	10.0	7	100.0	19	27.1	7	36.8
Union	184	32	17.4	18	56.3	53	28.8	40	75.5	6	3.3	1	16.7	83	45.1	31	37.3
Warren	85	45	52.9	36	80.0	17	20.0	20	117.6	9	10.6	3	33.3	27	31.8	9	33.3
Total	4984	1726	34.6	1354	78.4	937	18.8	917	97.9	205	4.1	128	62.4	1598	32.1	652	40.8

**Domestic Violence Annual Report
Relief Disposition Status - Page
For the Period Between January 7 1, 2022 and December 31, 2022**

County	FROs	Monetary Compensation Emergent Support [Plaintiff]				Monetary Compensation Emergent Support [Dependent(s)]				Monetary Compensation Interim Support [Plaintiff] [Dependent(s)]		Monetary Compensation Ongoing Support [Plaintiff]			
		Sought	Part II (Y) %	Granted	%	Sought	Part II (Z) %	Granted	%	Part II-aa Granted	Part II-bb Granted	Sought	Part II-cc %	Granted	%
Atlantic	250	1	.4	0	.0	0	.0	0	.0	0	0	5	2.0	3	60.0
Bergen	380	1	.3	1	100.0	0	.0	0	.0	0	0	17	4.5	1	5.9
Burlington	403	3	.7	1	33.3	0	.0	0	.0	0	0	8	2.0	0	.0
Camden	661	1	.2	1	100.0	2	.3	1	50.0	0	0	17	2.6	2	11.8
Cape May	122	1	.8	0	.0	0	.0	0	.0	0	0	1	.8	1	100.0
Cumberland	216	0	.0	0	.0	0	.0	0	.0	0	1	7	3.2	0	.0
Essex	298	3	1.0	1	33.3	1	.3	1	100.0	0	0	10	3.4	3	30.0
Gloucester	217	0	.0	0	.0	2	.9	0	.0	2	2	5	2.3	1	20.0
Hudson	152	1	.7	0	.0	2	1.3	0	.0	0	0	8	5.3	0	.0
Hunterdon	47	0	.0	0	.0	0	.0	0	.0	0	0	2	4.3	0	.0
Mercer	162	4	2.5	3	75.0	0	.0	0	.0	0	2	9	5.6	2	22.2
Middlesex	422	10	2.4	2	20.0	3	.7	0	.0	0	0	43	10.2	1	2.3
Monmouth	280	0	.0	0	.0	0	.0	0	.0	0	0	17	6.1	1	5.9
Morris	192	3	1.6	1	33.3	1	.5	0	.0	0	0	10	5.2	0	.0
Ocean	422	0	.0	0	.0	2	.5	0	.0	0	3	18	4.3	2	11.1
Passaic	252	5	2.0	0	.0	4	1.6	0	.0	0	1	14	5.6	1	7.1
Salem	57	0	.0	0	.0	0	.0	0	.0	1	0	4	7.0	0	.0
Somerset	112	0	.0	0	.0	0	.0	0	.0	1	0	4	3.6	0	.0
Sussex	70	3	4.3	2	66.7	0	.0	0	.0	0	1	2	2.9	0	.0
Union	184	1	.5	0	.0	4	2.2	0	.0	2	1	10	5.4	1	10.0
Warren	85	1	1.2	0	.0	0	.0	0	.0	0	0	5	5.9	1	20.0
Total	4984	38	.8	12	31.6	21	.4	2	9.5	6	11	216	4.3	20	9.3

Some RELIEFS cannot be sought. They can only be granted by the Court. [Part II-aa] [Part II-bb]

**Domestic Violence Annual Report
Relief Disposition Status - Page 8
For the Period Between January 1, 2022 and December 31, 2022**

County	FROs	Monetary Compensation Ongoing Support [Dependent(s)]				Monetary Compensation Compensatory [Plaintiff]				Monetary Compensation Punitive Damages [Plaintiff]				Monetary Compensation Medical Coverage [Plaintiff]			
		Sought	Part II-dd %	Granted	%	Sought	Part II-ee %	Granted	%	Sought	Part II-ff %	Granted	%	Sought	Part II-gg %	Granted	%
Atlantic	250	15	6.0	10	66.7	2	.8	2	100.0	0	.0	0	.0	1	.4	0	.0
Bergen	380	56	14.7	24	42.9	11	2.9	3	27.3	1	.3	0	.0	6	1.6	0	.0
Burlington	403	33	8.2	8	24.2	16	4.0	14	87.5	0	.0	0	.0	4	1.0	1	25.0
Camden	661	55	8.3	9	16.4	2	.3	2	100.0	1	.2	1	100.0	9	1.4	0	.0
Cape May	122	4	3.3	3	75.0	0	.0	0	.0	0	.0	0	.0	0	.0	0	.0
Cumberland	216	20	9.3	7	35.0	2	.9	1	50.0	0	.0	0	.0	3	1.4	1	33.3
Essex	298	57	19.1	6	10.5	3	1.0	3	100.0	0	.0	0	.0	2	.7	1	50.0
Gloucester	217	17	7.8	6	35.3	3	1.4	2	66.7	1	.5	1	100.0	0	.0	0	.0
Hudson	152	23	15.1	6	26.1	5	3.3	2	40.0	0	.0	0	.0	4	2.6	0	.0
Hunterdon	47	5	10.6	2	40.0	0	.0	0	.0	0	.0	0	.0	0	.0	0	.0
Mercer	162	27	16.7	10	37.0	9	5.6	7	77.8	2	1.2	1	50.0	7	4.3	1	14.3
Middlesex	422	97	23.0	16	16.5	38	9.0	3	7.9	4	.9	0	.0	16	3.8	0	.0
Monmouth	280	39	13.9	20	51.3	1	.4	1	100.0	0	.0	0	.0	9	3.2	3	33.3
Morris	192	25	13.0	8	32.0	1	.5	0	.0	0	.0	0	.0	6	3.1	1	16.7
Ocean	422	36	8.5	16	44.4	7	1.7	6	85.7	1	.2	0	.0	7	1.7	2	28.6
Passaic	252	45	17.9	19	42.2	41	16.3	7	17.1	10	4.0	0	.0	7	2.8	0	.0
Salem	57	6	10.5	1	16.7	1	1.8	1	100.0	0	.0	0	.0	1	1.8	0	.0
Somerset	112	15	13.4	10	66.7	5	4.5	4	80.0	0	.0	0	.0	3	2.7	3	100.0
Sussex	70	4	5.7	1	25.0	1	1.4	0	.0	0	.0	0	.0	2	2.9	0	.0
Union	184	49	26.6	6	12.2	9	4.9	1	11.1	0	.0	0	.0	2	1.1	0	.0
Warren	85	10	11.8	2	20.0	1	1.2	0	.0	0	.0	0	.0	2	2.4	0	.0
Total	4984	638	12.8	190	29.8	158	3.2	59	37.3	20	.4	3	15.0	91	1.8	13	14.3

**Domestic Violence Annual Report
Relief Disposition Status - Page 9
For the Period Between January 1, 2022 and December 31, 2022**

County	FROs	Monetary Compensation Medical Coverage [Dependent(s)]				Monetary Compensation [Third Party]				VCCO Fine (Victims of Crime Compensation Office)		Professional Domestic Violence Counseling [Defendant]			
		Sought	Part II-hh \$	Granted	\$	Sought	Part II-ii \$	Granted	\$	Part II-jj Granted	Sought	Part II-kk \$	Granted	\$	
Atlantic	250	2	.8	0	.0	0	.0	0	.0	0	52	20.8	52	100.0	
Bergen	380	9	2.4	0	.0	0	.0	0	.0	0	154	40.5	122	79.2	
Burlington	403	8	2.0	4	50.0	1	.2	1	100.0	0	201	49.9	199	99.0	
Camden	661	29	4.4	1	3.4	0	.0	0	.0	0	51	7.7	46	90.2	
Cape May	122	0	.0	0	.0	0	.0	0	.0	0	7	5.7	7	100.0	
Cumberland	216	7	3.2	4	57.1	0	.0	0	.0	0	29	13.4	29	100.0	
Essex	298	16	5.4	2	12.5	0	.0	0	.0	0	161	54.0	92	57.1	
Gloucester	217	2	.9	0	.0	0	.0	0	.0	0	14	6.5	14	100.0	
Hudson	152	10	6.6	1	10.0	0	.0	0	.0	1	42	27.6	10	23.8	
Hunterdon	47	1	2.1	0	.0	0	.0	0	.0	0	3	6.4	0	.0	
Mercer	162	9	5.6	2	22.2	0	.0	0	.0	0	15	9.3	13	86.7	
Middlesex	422	31	7.3	4	12.9	0	.0	0	.0	1	66	15.6	44	66.7	
Monmouth	280	14	5.0	4	28.6	0	.0	0	.0	2	46	16.4	46	100.0	
Morris	192	8	4.2	1	12.5	0	.0	0	.0	1	32	16.7	31	96.9	
Ocean	422	8	1.9	3	37.5	0	.0	0	.0	0	25	5.9	24	96.0	
Passaic	252	11	4.4	2	18.2	3	1.2	0	.0	0	10	4.0	10	100.0	
Salem	57	1	1.8	0	.0	0	.0	0	.0	0	23	40.4	23	100.0	
Somerset	112	5	4.5	4	80.0	0	.0	0	.0	0	6	5.4	2	33.3	
Sussex	70	2	2.9	0	.0	0	.0	0	.0	0	12	17.1	12	100.0	
Union	184	15	8.2	0	.0	0	.0	0	.0	0	68	37.0	6	8.8	
Warren	85	2	2.4	0	.0	0	.0	0	.0	0	10	11.8	10	100.0	
Total	4984	190	3.8	32	16.8	4	.1	1	25.0	5	1027	20.6	792	77.1	

Some RELIEFS cannot be sought. They can only be granted by the Court. [Part II-jj]

**Domestic Violence Annual Report
Relief Disposition Status - Page 10
For the Period Between January 1, 2022 and December 31, 2022**

County	FROs	Rent or Mortgage Payments				Temporary Possession of Specified Personal Property Given to Plaintiff				Temporary Possession of Specified Personal Property Given to Defendant				Total Reliefs Sought	Total Reliefs Granted	
		Sought	Part II-11 \$	Granted	\$	Sought	Part II-mm \$	Granted	\$	Sought	Part II-nn \$	Granted	\$		\$	\$
Atlantic	250	0	.0	0	.0	11	4.4	7	63.6	0	.0	0	.0	2073	1995	96.2
Bergen	380	3	.8	0	.0	11	2.9	1	9.1	16	4.2	3	18.8	3231	2803	86.8
Burlington	403	4	1.0	1	25.0	28	6.9	16	57.1	5	1.2	3	60.0	3327	3059	91.9
Camden	661	2	.3	1	50.0	24	3.6	15	62.5	6	.9	7	116.7	5146	4739	92.1
Cape May	122	0	.0	0	.0	9	7.4	4	44.4	0	.0	0	.0	965	920	95.3
Cumberland	216	0	.0	0	.0	8	3.7	7	87.5	3	1.4	2	66.7	1704	1591	93.4
Essex	298	2	.7	0	.0	9	3.0	6	66.7	1	.3	0	.0	2886	2331	80.8
Gloucester	217	0	.0	0	.0	10	4.6	3	30.0	3	1.4	3	100.0	1750	1600	91.4
Hudson	152	3	2.0	0	.0	0	.0	0	.0	5	3.3	1	20.0	1288	1017	79.0
Hunterdon	47	0	.0	0	.0	3	6.4	1	33.3	0	.0	0	.0	401	360	89.8
Mercer	162	2	1.2	1	50.0	10	6.2	3	30.0	0	.0	0	.0	1469	1257	85.6
Middlesex	422	27	6.4	5	18.5	36	8.5	22	61.1	3	.7	2	66.7	4008	3120	77.8
Monmouth	280	0	.0	0	.0	4	1.4	3	75.0	1	.4	0	.0	2208	1913	86.6
Morris	192	3	1.6	0	.0	15	7.8	11	73.3	3	1.6	2	66.7	1542	1249	81.0
Ocean	422	3	.7	3	100.0	13	3.1	6	46.2	2	.5	2	100.0	3210	2883	89.8
Passaic	252	8	3.2	1	12.5	17	6.7	10	58.8	1	.4	1	100.0	2263	1904	84.1
Salem	57	0	.0	0	.0	2	3.5	3	150.0	2	3.5	0	.0	453	382	84.3
Somerset	112	1	.9	0	.0	6	5.4	4	66.7	0	.0	0	.0	977	875	89.6
Sussex	70	2	2.9	0	.0	8	11.4	2	25.0	0	.0	0	.0	565	441	78.1
Union	184	6	3.3	1	16.7	46	25.0	31	67.4	4	2.2	1	25.0	1652	1215	73.5
Warren	85	1	1.2	0	.0	9	10.6	5	55.6	1	1.2	1	100.0	784	677	86.4
Total	4984	67	1.3	13	19.4	279	5.6	160	57.3	56	1.1	28	50.0	41902	36331	86.7

SECTION FOUR

DOMESTIC VIOLENCE STATISTICS

Violations of Restraining Orders

Filings & Dispositions

A. Statewide Figures

SECTION FOUR
VIOLATIONS OF RESTRAINING ORDERS

Enforcement of Domestic Violence Temporary Restraining Orders (TROs) or Final Restraining Orders (FROs) can be pursued either through the criminal contempt process, N.J.S.A.2C:29-9b or N.J.S.A.2C:25-30, or the civil enforcement of litigant's rights process under R.1:10-3. Under the criminal statute, violations of any restraints and certain reliefs and conditions of a restraining order require mandatory arrest and criminal prosecution. Violations of other reliefs and conditions are enforceable by the court pursuant to applicable court rules. The Family Division has jurisdiction over disorderly person's domestic violence contempt actions pursuant to N.J.S.A. 2C:29-9b. This includes contempt charges that were initially indictable but have been downgraded by the Prosecutor's Office in the county of venue. The following section reports the data on those cases. It does not cover indictable contempts of the fourth degree and above, which are handled in the Criminal Division.



VIOLATIONS OF RESTRAINING ORDERS FILINGS (during Calendar Year 2022)

Filings	5,325	
Types of Filings		
New DV Contempt Cases	89	1.7 %
Downgrade (Previously Indictable)	2,256	42.4 %
New Indictable Cases	1,874	35.2 %
Transferred From Other Counties	1	.0 %
Motions to Vacate Dismissal	14	.3 %
Reopened to Modify and Review	40	.8 %
Transferred Case Returned	46	.9 %
Cases Reactivated (Warrant Satisfied)	1,005	18.9 %

SOURCE:fy_annual_report/dvfile_FO_dvc



VIOLATIONS OF RESTRAINING ORDERS DISPOSITIONS (during Calendar Year 2022)

Dispositions	5,212	
Types of Dispositions		
Pled Guilty and Sentenced	1,479	28.4 %
Pled NG / Contempt Dismissed / Charges Dismissed	1,797	34.5 %
Pled NG / Contempt Dismissed / Charges Transferred	0	.0 %
Pled NG / Contempt Dismissed / Charges Disposed	20	.4 %
Trial / Found Guilty And Sentenced	51	1.0 %
Trial / Found NG / Contempt Charge Dismissed	11	.2 %
Contempt Case Disposed / Charges Transferred	3	.1 %
Cases Transferred To Another County	5	.1 %
Cases Transferred To Another Court	388	7.4 %
Cases Inactivated*	1,458	28.0 %

NOTE: NG = Not Guilty

***Cases Inactivated due to military service or bench warrant**

SOURCE:fy_annual_report/dvterm_FO_dvc



SECTION FOUR

DOMESTIC VIOLENCE STATISTICS

Violations of Restraining Orders

Filings & Dispositions

B. County Figures

Domestic Violence Annual Report
Domestic Violence Criminal Contempt (FO) Summary - Filings (Based on Case Filing Date)
FILINGS for the Period Between January 1, 2022 and December 31, 2022

County	New DV Contempt Cases (01/..)	Downgrades (Previously Indictable) 01/94)	New Indictable Cases (01/95)	Transferred From Other Counties (01/58) (01/97)	Reopened to Vacate Dismissal (06/..)	Reopened to Modify (06/99)	Reopened - Successful Appeal (06/AP)	Returned Transfer (06/08)	Case ReActivated (Warrant Satisfied) (03/99)	Total
Atlantic	2	17	190	0	1	0	0	14	61	285
Bergen	0	139	0	0	0	1	0	0	37	177
Burlington	9	306	1	0	1	10	0	0	74	401
Camden	1	0	857	0	3	2	0	15	373	1251
Cape May	1	26	9	0	0	1	0	0	7	44
Cumberland	0	79	1	0	0	0	0	0	25	105
Essex	3	83	2	0	0	0	0	0	5	93
Gloucester	1	308	21	1	0	8	0	1	84	424
Hudson	1	262	114	0	1	2	0	0	50	430
Hunterdon	0	19	5	0	0	0	0	0	2	26
Mercer	0	81	1	0	3	1	0	0	12	98
Middlesex	1	3	461	0	2	5	0	0	75	547
Monmouth	3	109	105	0	0	1	0	0	40	258
Morris	0	82	5	0	2	3	0	7	17	116
Ocean	2	397	2	0	0	0	0	3	70	474
Passaic	0	2	70	0	0	1	0	1	12	86
Salem	0	54	0	0	0	0	0	1	29	84
Somerset	55	94	19	0	1	2	0	0	17	188
Sussex	1	54	3	0	0	0	0	0	5	63
Union	3	111	5	0	0	1	0	4	8	132
Warren	6	30	3	0	0	2	0	0	2	43
Total	89	2256	1874	1	14	40	0	46	1005	5325

Domestic Violence Annual Report
Violations of Restraining Orders (FO) Summary (Based on Case Filing Date)
DISPOSITIONS for the Period Between January 1, 2022 and December 31, 2022

<u>County</u>	<u>Pled Guilty and Sentenced (05/89)</u>	<u>Pled NG Contempt Dismissed Charges Dismissed (05/54)</u>	<u>Pled NG Contempt Dismissed Charges Transferred (05/90)</u>	<u>Pled NG Contempt Dismissed Charges Disposed (05/91)</u>	<u>Trial Found Guilty And Sentenced (05/92)</u>	<u>Trial Found NG Contempt Charge Dismissed (05/93)</u>	<u>Contempt Case Disposed Charges Transferred (05/OX)</u>	<u>Cases Transferred To Another County (05/60)</u>	<u>Cases Transferred To Another Court (05/59)</u>	<u>Cases Inactivated (02/**)</u>	<u>Total</u>
Atlantic	51	110	0	0	6	2	0	1	27	82	279
Bergen	32	41	0	20	0	0	2	0	24	57	176
Burlington	112	163	0	0	4	3	0	1	0	118	401
Camden	152	457	0	0	5	0	0	0	140	483	1,237
Cape May	9	1	0	0	19	0	0	0	6	9	44
Cumberland	33	33	0	0	1	0	0	0	0	36	103
Essex	48	22	0	0	1	3	0	0	3	15	92
Gloucester	132	129	0	0	2	0	0	0	14	139	416
Hudson	67	269	0	0	0	3	0	0	7	77	423
Hunterdon	10	2	0	0	0	0	0	0	5	4	21
Mercer	21	26	0	0	0	0	0	0	26	22	95
Middlesex	202	196	0	0	0	0	0	0	23	122	543
Monmouth	147	52	0	0	1	0	1	0	1	56	258
Morris	32	9	0	0	2	0	0	1	42	27	113
Ocean	275	105	0	0	0	0	0	0	12	81	473
Passaic	18	4	0	0	0	0	0	0	30	29	81
Salem	24	19	0	0	3	0	0	1	0	35	82
Somerset	36	70	0	0	3	0	0	0	4	25	138
Sussex	12	33	0	0	0	0	0	0	7	11	63
Union	33	53	0	0	4	0	0	0	16	25	131
Warren	33	3	0	0	0	0	0	1	1	5	43
Total	1,479	1,797	0	20	51	11	3	5	388	1,458	5,212

SECTION FIVE

DOMESTIC VIOLENCE STATISTICS

Criminal Domestic Violence Cases

Filings & Dispositions

A. Statewide Figures

SECTION FIVE

DOMESTIC VIOLENCE STATISTICS

Criminal Domestic Violence Cases

Filings & Dispositions

B. County Figures

Domestic Violence Annual Report
Domestic Violence Statistics for Criminal Cases
FILINGS for the Period Between January 1, 2022 and December 31, 2022

<u>County</u>	<u>Filings</u>	<u>% of Total</u>
Atlantic	916	5.08
Bergen	732	4.06
Burlington	909	5.04
Camden	1,883	10.45
Cape May	226	1.25
Cumberland	676	3.75
Essex	2,515	13.95
Gloucester	703	3.90
Hudson	1,515	8.40
Hunterdon	94	.52
Mercer	898	4.98
Middlesex	1,196	6.63
Monmouth	1,098	6.09
Morris	383	2.12
Ocean	1,085	6.02
Passaic	1,650	9.15
Salem	240	1.33
Somerset	180	1.00
Sussex	124	.69
Union	835	4.63
Warren	169	.94
Total	18,027	100.00

SOURCE: Criminal PROMIS/GAVEL data current through the end of December, 2022
 Filings are based on Case Filing Dates

Domestic Violence Annual Report
Domestic Violence Statistics for Criminal Cases
DISPOSITIONS for the Period Between January 1, 2022 and December 31, 2022

<u>County</u>	<u>Dispositions</u>	<u>% of Total</u>
Atlantic	820	4.78
Bergen	634	3.69
Burlington	869	5.06
Camden	1,631	9.50
Cape May	244	1.42
Cumberland	665	3.87
Essex	2,744	15.98
Gloucester	591	3.44
Hudson	1,434	8.35
Hunterdon	74	.43
Mercer	844	4.92
Middlesex	1,065	6.20
Monmouth	1,247	7.26
Morris	311	1.81
Ocean	972	5.66
Passaic	1,538	8.96
Salem	196	1.14
Somerset	166	.97
Sussex	114	.66
Union	881	5.13
Warren	131	.76
Total	17,171	100.00

SOURCE: Criminal PROMIS/GAVEL data current through the end of December, 2022
Dispositions are based on Case Disposition Dates

Domestic Violence Annual Report
Domestic Violence Statistics for Criminal Cases
DISPOSITIONS BY TYPE for the Period Between January 1, 2022 and December 31, 2022

County	Total	DownGrade/ Remands	Dismissals	No Bills	Transfer/ Other	Transfer to Family	Plea to Disorderly	PTI Admissions	Guilty Pleas	Acquittal (Insane)	Acquittal (Trials)	Guilty Trials
Atlantic	820	103	50	2	1	306	77	36	245	0	0	0
Bergen	634	234	18	1	4	114	70	71	120	1	0	1
Burlington	869	268	27	1	1	307	72	7	185	0	0	1
Camden	1,631	503	41	1	1	688	53	9	333	0	0	2
Cape May	244	29	52	0	2	27	21	28	85	0	0	0
Cumberland	665	246	103	1	0	226	12	1	75	0	0	1
Essex	2,744	759	1,263	174	3	148	89	12	285	0	7	4
Gloucester	591	68	14	1	1	355	59	13	79	0	0	1
Hudson	1,434	568	138	60	0	391	104	40	130	1	2	0
Hunterdon	74	11	14	0	0	13	11	5	20	0	0	0
Mercer	844	250	268	0	1	235	16	12	59	1	0	2
Middlesex	1,065	209	44	11	3	434	80	96	186	0	1	1
Monmouth	1,247	636	146	27	1	170	68	27	169	0	1	2
Morris	311	32	31	4	3	87	46	36	71	0	0	1
Ocean	972	195	48	3	2	426	105	73	119	0	0	1
Passaic	1,538	1,014	62	92	2	173	22	30	141	1	0	1
Salem	196	9	57	5	0	75	11	6	31	2	0	0
Somerset	166	5	13	1	0	95	8	10	33	1	0	0
Sussex	114	24	15	0	1	36	10	12	15	0	1	0
Union	881	333	62	1	2	111	143	40	188	0	1	0
Warren	131	9	14	0	0	51	13	10	34	0	0	0
Total	17,171	5,505	2,480	385	28	4,468	1,090	574	2,603	7	13	18

SOURCE: Criminal PROMIS/GAVEL data current through the end of December, 2022
Dispositions are based on Case Disposition Dates

SECTION SIX

DOMESTIC VIOLENCE STATISTICS

Municipal Court Domestic Violence Complaints

Filings & Dispositions

A. Statewide Figures

SECTION SIX

Municipal Court Complaints - Filings & Dispositions

The following tables provide information regarding the number of domestic violence complaints processed by the municipal courts. A complaint, which may include more than one charge, is designated a domestic violence complaint if at least one charge constitutes a domestic violence offense under N.J.S.A. 2C:25-19a.

For the present analysis, a 'filed' domestic violence complaint is one that falls within the initial jurisdiction of the municipal court. This includes most domestic violence related disorderly persons and petty disorderly persons offenses. Domestic violence complaints that include indictable and other charges that statutorily fall within the jurisdiction of the Superior Court, even if filed in municipal court, are not counted. Those filings are properly reflected in the criminal section of this report.

The disposition information includes all domestic violence complaints adjudicated by a municipal court. This includes all cases falling within the initial jurisdiction of a municipal court as well as cases downgraded and remanded back to municipal court by the County Prosecutor.

The number of filings and dispositions are based on the FILING date and DISPOSITION date, respectively, and are independent of one another for the time period listed.

//

DOMESTIC VIOLENCE STATISTICS AS RECORDED IN ACS (during Calendar Year 2022)

Filings	15,432	
Dispositions	13,339	
Types of Dispositions		
Guilty / Merged	4,259	31.93%
Not Guilty	122	.91%
Dismissed	8,956	67.14%
Conditional Discharge	2	.01%

SOURCE: ACS Database fy_annual_report/muni_annual_dv_report_part1

//

SECTION SIX

DOMESTIC VIOLENCE STATISTICS

Municipal Court Domestic Violence Complaints

Filings & Dispositions

B. County Figures

Domestic Violence Annual Report
Domestic Violence Statistics for Municipal Court Complaints
Complaints Added for the Period Between January 1, 2022 and December 31, 2022

County	Filings	% of Total
Atlantic	814	5.27%
Bergen	704	4.56%
Burlington	634	4.11%
Camden	1,745	11.31%
Cape May	171	1.11%
Cumberland	727	4.71%
Essex	1,785	11.57%
Gloucester	610	3.95%
Hudson	1,332	8.63%
Hunterdon	89	.58%
Mercer	802	5.20%
Middlesex	1,163	7.54%
Monmouth	785	5.09%
Morris	284	1.84%
Ocean	1,038	6.73%
Passaic	840	5.44%
Salem	193	1.25%
Somerset	378	2.45%
Sussex	165	1.07%
Union	1,022	6.62%
Warren	151	.98%
	15,432	100.00%

Source: Municipal ACS Data Warehouse
 Filings are based on Case Filing Dates

Domestic Violence Annual Report
Domestic Violence Statistics for Municipal Court Complaints
Complaints Disposed for the Period Between January 1, 2022 and December 31, 2022

County	Dispositions	% of Total
Atlantic	317	2.38%
Bergen	540	4.05%
Burlington	663	4.97%
Camden	1,830	13.72%
Cape May	161	1.21%
Cumberland	966	7.24%
Essex	1,346	10.09%
Gloucester	582	4.36%
Hudson	725	5.44%
Hunterdon	64	.48%
Mercer	610	4.57%
Middlesex	884	6.63%
Monmouth	894	6.70%
Morris	156	1.17%
Ocean	937	7.02%
Passaic	942	7.06%
Salem	161	1.21%
Somerset	279	2.09%
Sussex	134	1.00%
Union	1,012	7.59%
Warren	136	1.02%
	13,339	100.00%

Source: Municipal ACS Data Warehouse
 Filings are based on Case Filing Dates

Domestic Violence Annual Report
Domestic Violence Statistics for Municipal Court Complaints
Complaints Disposed by Type for the Period Between January 1, 2022 and December 31, 2022

County	Total	Guilty/ Merged	Not Guilty	Dismissed	Conditional Discharge
Atlantic	317	50	1	266	0
Bergen	540	155	3	382	0
Burlington	663	265	4	394	0
Camden	1,830	416	51	1,363	0
Cape May	161	95	0	66	0
Cumberland	966	298	1	667	0
Essex	1,346	93	4	1,249	0
Gloucester	582	91	1	490	0
Hudson	725	264	0	461	0
Hunterdon	64	15	1	48	0
Mercer	610	87	5	517	1
Middlesex	884	428	5	451	0
Monmouth	894	548	3	342	1
Morris	156	43	3	110	0
Ocean	937	764	0	173	0
Passaic	942	282	4	656	0
Salem	161	32	0	129	0
Somerset	279	50	2	227	0
Sussex	134	35	32	67	0
Union	1,012	187	1	824	0
Warren	136	61	1	74	0
Total	13,339	4,259	122	8,956	2

Family Cases - SASPA Case Filings & Dispositions

DOMESTIC VIOLENCE SASPA STATISTICS (during Calendar Year 2022)

Case Filings

New Cases Filed	107
Reopened Cases	11
Total (New Complaints Filed plus Reopened Cases)	118

Types of Dispositions

TPO Denied	11
Plaintiff Failed To Appear At Hearing	0
FPO Denied	34
FO Granted	29
TPO Extended	39
Complaint Withdrawn by Plaintiff	10
Plaintiff Signed & Left Prior to TPO Hearing	1
Appeal Vacate-Discard	1
Total Dispositions	125

**Domestic Violence SASPA Counts on Age of Plaintiff Victims
(Age at the time of Date of Incident)
For the Period Between January 1, 2022 and December 31, 2022**

<u>County</u>	<u>Under 18 Years</u>	<u>18 to 25 Years</u>	<u>Above 25 Years</u>
Atlantic	3	1	4
Bergen	6	4	2
Burlington	0	0	2
Camden	1	0	4
Cape May	0	0	3
Cumberland	0	1	2
Essex	1	1	6
Gloucester	3	0	3
Hudson	9	0	6
Mercer	0	1	0
Middlesex	6	8	1
Monmouth	2	2	3
Morris	3	0	4
Ocean	2	1	1
Passaic	6	2	4
Somerset	2	2	0
Union	1	2	1
Warren	0	1	1
Statewide:	45	26	47

Domestic Violence SASPA Counts
Race and Gender of Plaintiff Victims and Defendants
for Complaints Filed (Based on Data Entry Date)*
For the Period Between January 1, 2022 and December 31, 2022

Race	Pltff/Vctm Male	Pltff/Vctm Female	Defendant Male	Defendant Female
County: Atlantic				
Complaints Filed: 8				
Asian	0	1	1	0
Black/Afr	0	0	3	0
Hispanic	0	3	2	0
White	2	2	2	0
County: Bergen				
Complaints Filed: 12				
Asian	0	2	2	0
Black/Afr	0	2	2	0
Hispanic	1	4	1	1
Unknown	0	0	0	0
White	0	3	5	1
County: Burlington				
Complaints Filed: 2				
Hispanic	0	1	1	0
White	0	1	1	0
County: Camden				
Complaints Filed: 5				
Black/Afr	0	0	1	0
Hispanic	0	2	1	0
Unknown	1	1	1	0
White	0	1	2	0
County: Cape May				
Complaints Filed: 3				
Unknown	0	0	1	0
White	0	3	0	2
County: Cumberland				
Complaints Filed: 3				
Black/Afr	0	3	3	0
County: Essex				
Complaints Filed: 8				
Black/Afr	0	3	4	0
Hispanic	0	2	3	0
Unknown	0	1	1	0
White	0	2	0	0
County: Gloucester				
Complaints Filed: 6				
Black/Afr	0	2	1	0
Hispanic	0	0	1	0
White	0	4	4	0
County: Hudson				
Complaints Filed: 15				
Asian	0	3	1	1
Black/Afr	1	4	4	0
Hispanic	0	6	5	0
Unknown	0	0	3	0
White	0	1	1	0

**Domestic Violence SASPA Counts
Race and Gender of Plaintiff Victims and Defendants
for Complaints Filed (Based on Data Entry Date)
For the Period Between January 1, 2022 and December 31, 2022**

<u>Race</u>	<u>Pltfr/Vctm Male</u>	<u>Pltfr/Vctm Female</u>	<u>Defendant Male</u>	<u>Defendant Female</u>
County: Mercer Complaints Filed: 1				
White	0	1	1	0
County: Middlesex Complaints Filed: 15				
Amr Ind/Alaskan Native	0	1	0	0
Asian	0	1	2	0
Black/Afr	0	3	1	0
Hispanic	0	5	3	1
Unknown	0	3	0	4
White	0	2	2	2
County: Monmouth Complaints Filed: 7				
Hispanic	0	2	1	0
White	0	5	6	0
County: Morris Complaints Filed: 7				
Hispanic	0	4	4	0
Unknown	0	1	2	0
White	0	2	1	0
County: Ocean Complaints Filed: 4				
Black/Afr	0	0	1	0
Hispanic	0	1	1	0
Unknown	0	1	1	0
White	0	2	1	0
County: Passaic Complaints Filed: 12				
Hispanic	1	5	7	0
Unknown	0	2	4	0
White	0	4	1	0
County: Somerset Complaints Filed: 4				
Black/Afr	0	0	1	0
Hispanic	1	2	2	0
White	0	1	1	0
County: Union Complaints Filed: 4				
Hispanic	1	2	3	1
White	0	1	0	0
County: Warren Complaints Filed: 2				
Hispanic	0	0	1	0
White	0	2	1	0



New Jersey Courts

Independence • Integrity • Fairness • Quality Service