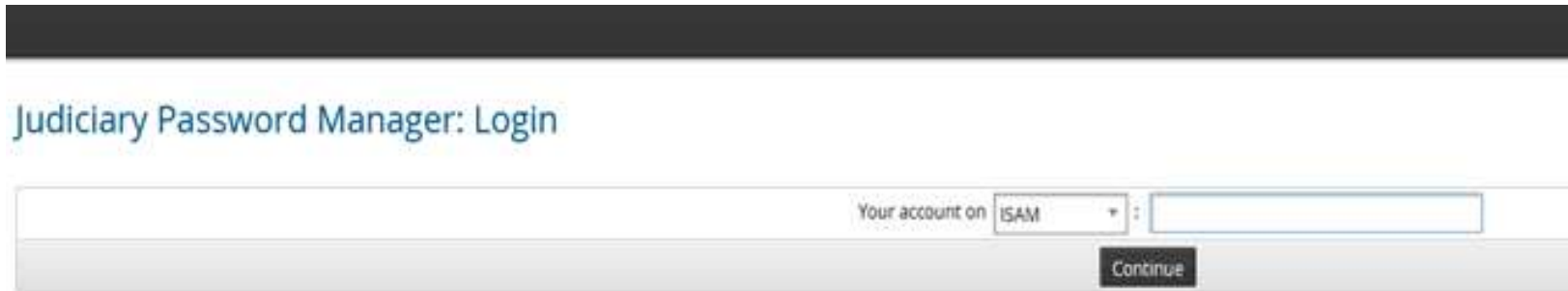


Judiciary Password Manager

Guidelines to Initial Judiciary Password Manager Steps

1. Open your web browser to the P-synch Web site. <https://jpm.njcourts.gov>



The screenshot shows the login page for the Judiciary Password Manager. The title is "Judiciary Password Manager: Login". Below the title is a form with a dropdown menu labeled "Your account on" set to "ISAM". To the right of the dropdown is a text input field for the username, which is currently empty. Below the input field is a "Continue" button.

2. Enter your username and click "Continue".



The screenshot shows the login page for the Judiciary Password Manager. The title is "Judiciary Password Manager: Login". Below the title is a form with a dropdown menu labeled "Your account on" set to "ISAM". To the right of the dropdown is a text input field for the username, which now contains the text "bruder002". Below the input field is a "Continue" button.

3. Click checkbox next to "I'm not a robot".

reCAPTCHA Security Check

Please complete the ReCaptcha challenge below.

I'm not a robot



4. Click on images until there are none left and click "Verify".

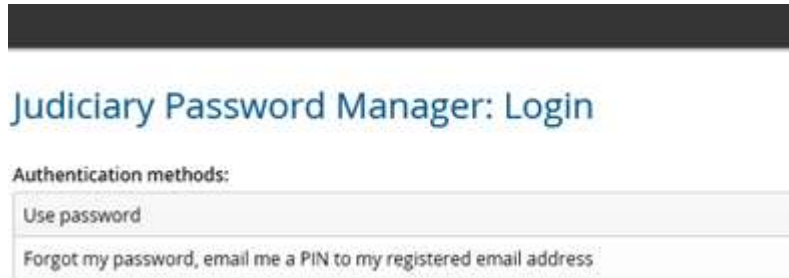
reCAPTCHA Security Check

Please

Select all images with a **bus**
Click verify once there are none left.

⏪ ⏮ ⓘ VERIFY

5. Click on "Use Password"



Judiciary Password Manager: Login

Authentication methods:

Use password

Forgot my password, email me a PIN to my registered email address

6. Enter your current password and Click "Log in".



Log in

Enter password for ISAM:

Log in

- 7. Select 5 security questions, provide answers for each question and click “Update”.

Security questions bruder002 [bruder002]

 You must complete enrollment.
Not enough security questions have been enrolled.

Standard questions
Questions still required [5]

Delete?	Question	Answer
	What is the farthest from home you have traveled? (1-99 characters) ▾	***
	What was your favorite toy when you were a child? (1-99 characters) ▾	*****
	What was your first telephone number? (1-99 characters) ▾	*****
	In what year did you purchase your first car? (Format: NNNN) ▾	****
	What was your favorite television show as a child? (5-20 characters) ▾	****

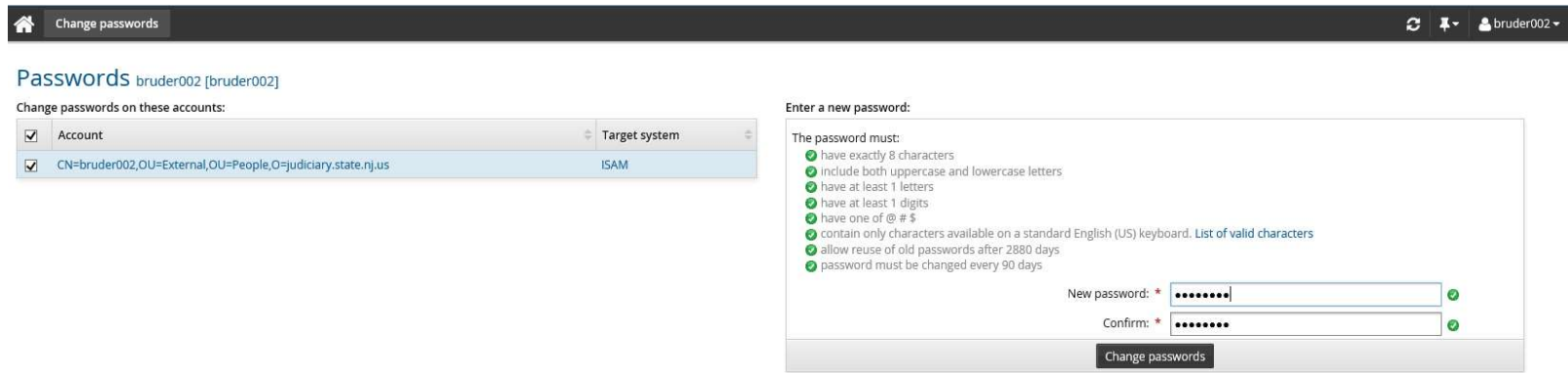
Update

- 8. Click “Change passwords” under “My profile”.

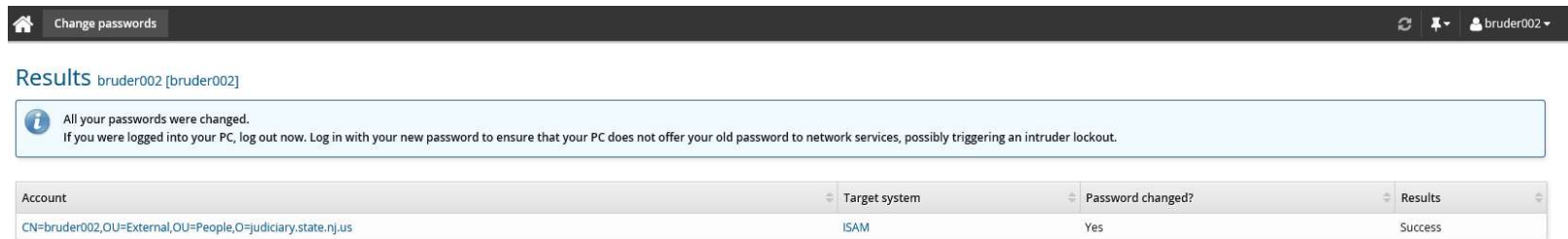
 **My profile**

- Change passwords
- View and update profile
- Update security questions

9. Enter new password, confirm and click “Change Password”.



10. Verify password change was successful on all target systems.



11. Hover mouse over your username and click “Logout”.

