

New Jersey Judiciary  
Google Voice Setup  
Information Security Unit (ISU)


March 2020



## Initial Setup

- (1) Go to <https://voice.google.com/about>
- (2) Click on “For Personal Use” (approved by Judiciary Legal Counsel)
- (3) For this example, we will use “Web” setup
- (4) Click “Create Account”



  
**Sign in**  
to continue to Google Voice

Email or phone

[Forgot email?](#)

Not your computer? Use Private Browsing windows to sign in. [Learn more](#)

[Create account](#)[Next](#)

# Random Password Generator

( Choose below settings )  
https://passwordsgenerator dot net



## Secure Password Generator

### Easy Apply for new jobs

Be the first to apply for the newest jobs on LinkedIn. It's easy. LinkedIn

LEARN MORE

- Password Length:
- Include Symbols:  ( e.g. @\$% )
- Include Numbers:  ( e.g. 123456 )
- Include Lowercase Characters:  ( e.g. abcdefgh )
- Include Uppercase Characters:  ( e.g. ABCDEFGH )
- Exclude Similar Characters:  ( e.g. i, l, 1, L, o, 0, O )
- Exclude Ambiguous Characters:  ( { } [ ] ( ) / \ ' " ` ~ , ; : . < > )
- Generate On Your Device:  ( do NOT send across the Internet )
- Auto-Select:  ( select the password automatically )
- Save My Preference:  ( save all the settings above for later use )
- Load My Settings Anywhere:

Generate Password


Disposable Email

Your New Password:

Remember your password:

( Fruit iPhone OCCUPATION ) OCCUPATION Washington APPLE Two You TECHNOLOGY  
Three ) \ GALLERY '

# Setup Account




## Create your Google Account

to continue to Google Voice

First name  Last name


Username

You can use letters, numbers & periods  
[Use my current email address instead](#)


Password  Confirm  

Use 8 or more characters with a mix of letters, numbers & symbols


[Sign in instead](#)




One account. All of Google working for you.



## Probation1, welcome to Google

 probation1.middlesex@gmail.com

 Phone number (optional)

We'll use your number for account security. It won't be visible to others.

Recovery email address (optional)

We'll use it to keep your account secure


Month  Day  Year

Your birthday

Gender

[Why we ask for this information](#)

[Back](#)



Your personal info is private & safe

## Security Code and Terms and Conditions



### Verify your phone number

To make sure this number is yours, Google will send you a text message with a 6-digit verification code. *Standard rates apply*

 (347) 393-7599

Enter verification code  
G- 052834

[Back](#)

[Call instead](#)

[Verify](#)



Your personal info is private & safe



### Privacy and Terms

To create a Google Account, you'll need to agree to the [Terms of Service](#) below.

In addition, when you create an account, we process your information as described in our [Privacy Policy](#), including these key points:

#### Data we process when you use Google

- When you set up a Google Account, we store information you give us like your name, email address, and telephone number.
- When you use Google services to do things like write a message in Gmail or comment on a YouTube video, we store the information you create.
- When you search for a restaurant on Google Maps or watch a video on YouTube, for example, we process information about that activity – including information like the video you watched, device IDs, IP addresses, cookie data, and location.
- We also process the kinds of information described above when you use apps or sites that use Google

[Cancel](#)

[I agree](#)



You're in control of the data we collect & how it's used

## Chose a Phone Number

# Choose a Google Voice number

Search for available numbers by city or area code.

🔍 Bordentown, NJ ✕

📞 (609) 379-2782 Bordentown, NJ	Select
📞 (609) 379-3435 Bordentown, NJ	Select
📞 (609) 379-3697 Bordentown, NJ	Select
📞 (609) 379-3548 Bordentown, NJ	Select
📞 (609) 379-2094 Bordentown, NJ	Select
📞 (609) 379-3642 Bordentown, NJ	Select

[Show more](#)

## You selected (609) 379-2782

To complete setup and start using Google Voice, you need to verify your existing phone number

Verify

## You selected (609) 379-2782

To complete setup and start using Google Voice, you need to verify your existing phone number

Verify

### Enter a number to link

Inbound calls to your Google Voice number will be forwarded to this number

(347) 393-7599

Google Voice will send you a text message containing a 6-digit code. You can also [verify by phone](#).

Cancel

Send code

## You selected (609) 379-2782

To complete setup and start using Google Voice, you need to verify your existing phone number

Verify

### Enter the code you received

1

1

9

7

1

4

Resend code

Cancel

Verify

# (609) 379-2782 is all yours

Don't forget: You can use Google Voice on iOS, Android, and the web

Finish

## Settings (Manage your Google Account)



**Probation1 Middlesex**  
probation1.middlesex@gmail.com

[Manage your Google Account](#)


 [Add another account](#)

[Sign out](#)

[Privacy Policy](#) • [Terms of Service](#)



## Settings (Setup Two-Factor)


Signing in to Google 

Password Last changed 4:35 AM >

Use your phone to sign in  Off >


2-Step Verification  Off >

< 2-Step Verification



### Let's set up your phone

What phone number do you want to use?

 +1 347-393-7599

Google will only use this number for account security.  
Don't use a Google Voice number.  
Message and data rates may apply.


How do you want to get codes?

Text message  Phone call

Don't want to use text message or voice call?  
[Choose another option](#)

Step 1 of 3 [NEXT](#)

< 2-Step Verification



### Confirm that it works

Google just sent a text message with a verification code to **(347) 393-7599**.

Enter the code

Didn't get it? [Resend](#)

[BACK](#) Step 2 of 3 [NEXT](#)


# Settings (Setup Location Sharing)









## People & sharing

People you interact with and the info you make visible on Google services

### Contacts


Organize your Google contacts so you can connect with people on Google services, like Gmail



-  Contacts No contacts yet 
-  Contact info saved from interactions On 
-  Contact info from your devices Off 
-  Blocked No blocked users 


### Location sharing


You aren't sharing your real-time location with anyone on Google



[Manage location sharing](#)

### Choose what others see

 **About me**


What personal info you make visible to others across Google services 

## ← Location Sharing

Location Sharing lets you share your real-time location from your devices (using [Location History](#)) with people you choose.

### What others can see

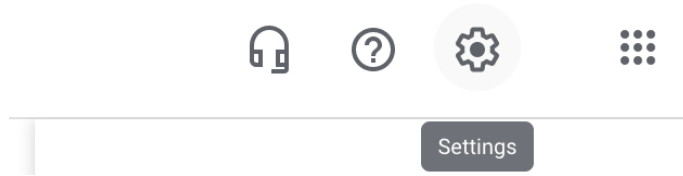
People you share your location with can see your name, profile picture, and real-time location across various Google products, including Google Maps. Your shared location may include information about where you are, where you've just been, what you're doing (like driving or walking), your device (such as battery life or GPS information), and your places (such as home, work, and destinations).

 You aren't sharing your real-time location with anyone on Google.

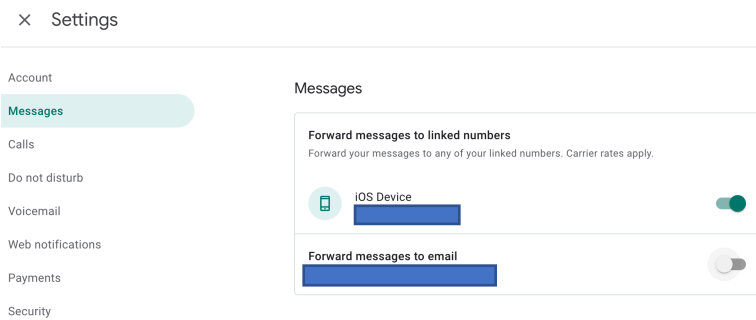
You can disable Location Sharing from this page, but you can only start sharing your location from your mobile device. Location Sharing works across Google apps and services, including [Google Maps](#), [Trusted Contacts](#) and [Family Link](#).

# Google Voice Settings ( Go to voice.google.com )

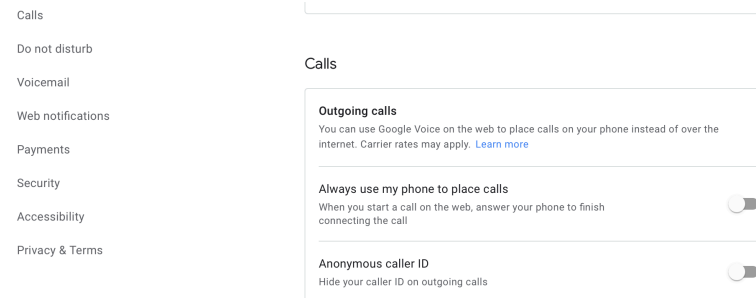
(1) Once you are setup, update security settings



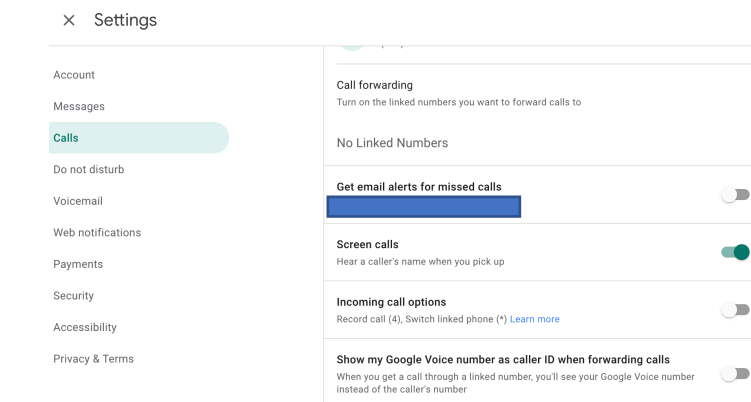
(2) Under “Messages” turned off “Forward messages to email”



(3) Under “Calls” make sure “Anonymous caller ID” is Off



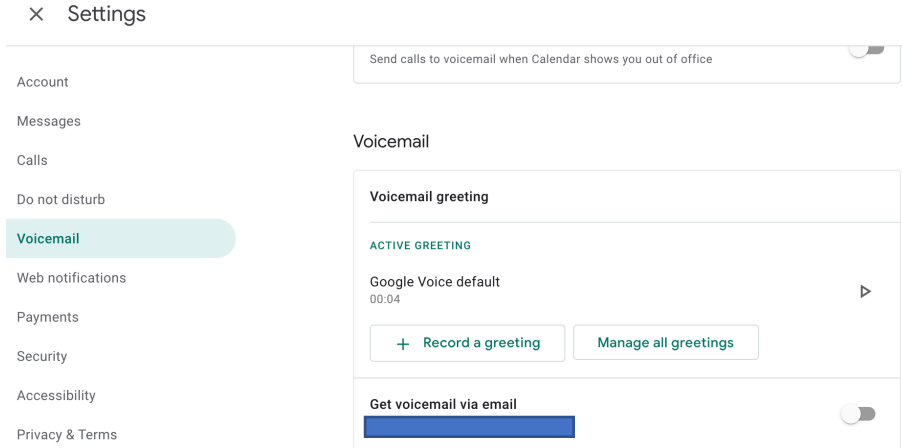
(4) Make sure below settings are configured as follows



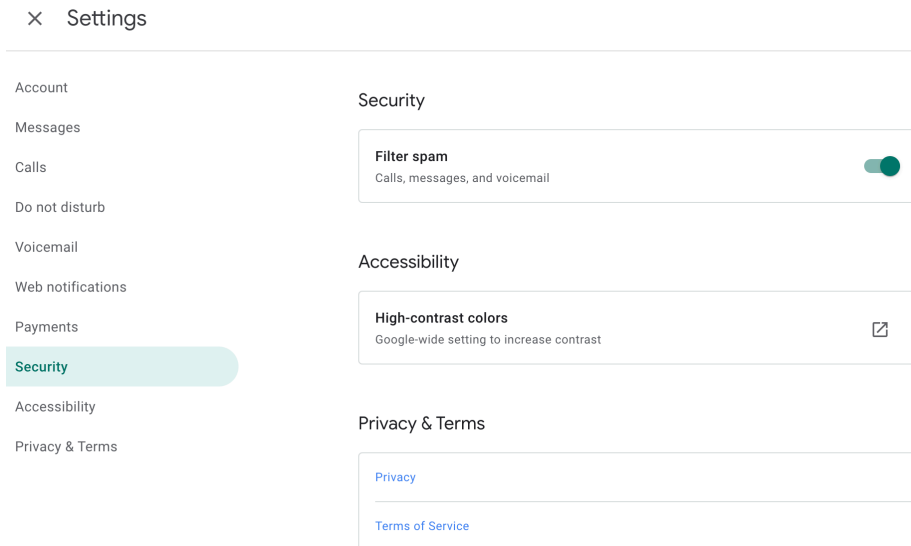


## Final Settings

(1) Voicemail greeting as “Google Voice Default” and voicemail is required to not be sent to email



Turn security settings on to “*Filter spam*”



**NOTE:** A note on Governance. It is critical to inform Judiciary staff **NOT TO USE** Google Voice Text Messaging (*Judiciary data should not remain on Google texting service*). Please logout of the account once you are done.