

**Report on the
Prevention of Domestic Violence Act**

January 1, 2017 - December 31, 2017



**Prepared by:
Family Practice Division
Administrative Office of the Courts
State of New Jersey**

**Submitted:
Hon. Stuart Rabner, Chief Justice
Hon. Glenn A. Grant, Acting Administrative Director of the Courts**

2017
TABLE OF CONTENTS

INTRODUCTION.....1

SECTION ONE

Family Cases – New Complaints Filed

A. Statewide Figures

Case Origination of Domestic Violence Complaints – Filed and Added10
Gender of Plaintiffs and Defendants for New Complaints Filed10
Living Arrangements of Plaintiffs and Defendants for New Complaints Filed10
Relationships Between Plaintiffs and Defendants for New Complaints Filed11

B. County Figures

Case Orientations of Domestic Violence Complaints – Filed and Added13
Details of Domestic Violence Complaints – Filed and Added14
Genders of Plaintiffs and Defendants for New Complaints Filed15
Living Arrangements of Plaintiffs and Defendants for New Complaints Filed16
Relationships Between Plaintiffs and Defendants for New Complaints Filed17

SECTION TWO

Family Cases – Case Results & Dispositions

A. Statewide Figures

TROs Issued (Pending an FRO Proceeding)19
TROs Denied in Superior Court19
TROs Denied in Municipal Court.....19
Complaint Withdrawn by Plaintiff.....19
Plaintiff Failed to Appear / Complaint Dismissed.....19
Plaintiff Denied FRO19
TROs Extended / Defendant Not Served.....19
FROs Entered.....19
Cases Reopened Then Reclosed19

B. County Figures

Domestic Violence Dispositions Summary21
Domestic Violence Dispositions Detail22

SECTION THREE
Violations of Restraining Orders – Filings & Dispositions

A. Statewide Figures

 Case Filings and Dispositions24

B. County Figures

 Domestic Violence Criminal Contempt (FO) Summary – Filings26

 Domestic Violence Criminal Contempt (FO) Summary – Dispositions27

SECTION FOUR
Criminal Domestic Violence Cases – Filings & Dispositions

A. Statewide Figures

 Case Filings and Dispositions29

B. County Figures

 Domestic Violence Statistics: FILINGS31

 Domestic Violence Statistics: DISPOSITIONS32

 Domestic Violence Statistics: DISPOSITIONS BY TYPE.....33

SECTION FIVE
Municipal Court Domestic Violence Cases – Filings & Dispositions

A. Statewide Figures

 Case Filings and Dispositions35

B. County Figures

 Domestic Violence Statistics: COMPLAINTS ADDED.....37

 Domestic Violence Statistics: COMPLAINTS DISPOSED38

 Domestic Violence Statistics: COMPLAINTS DISPOSED BY TYPE39

INTRODUCTION

This 2017 statistical report, prepared by the New Jersey Administrative Office of the Courts (AOC), provides Judiciary statistics compiled on domestic violence matters brought before the New Jersey courts pursuant to the Prevention of Domestic Violence Act, N.J.S.A. 2C:25-17 et seq. (PDVA).

This report presents data, covering the period from January 1, 2017 through December 31, 2017, regarding domestic violence filings, dispositions of restraining orders, and forms of relief sought and granted. It also includes data on non-indictable contempt charges, which are processed in Family Court pursuant to N.J.S.A. 2C:29-9(b). As set forth in detail in this report, in 2017, the number of Domestic Violence filings decreased by 3% (1038 filings) as compared to 2016.

Prevention of Domestic Violence Act of 1991

New Jersey's PDVA is one of the strongest laws in the nation addressing domestic violence. The PDVA provides the following:

- Domestic violence definitions, including the nineteen offenses from which a person is protected under this act.
- Domestic violence training requirements for judges, law enforcement and court staff.
- Guidance to law enforcement regarding the following:
 - The arrest of the alleged attacker,
 - the seizure of weapons, and
 - the filing of a criminal charge or a civil temporary restraining order (TRO).
- Requirements and process if a criminal domestic violence charge is filed against the defendant, including sentencing conditions if found guilty.
- Requirements and process for filing a civil complaint alleging domestic violence in the Superior Court, Family Part.
- Penalties or fees to be assessed against the defendant.
- Details the contempt process that is applied when a defendant has violated a court order.
- Defines the confidentiality of domestic violence records.
- Requires New Jersey to maintain a central registry of all persons who have a domestic violence restraining order entered against them.

Statutory Amendments

Effective December 5, 2016, the PDVA was amended to add an additional offense, also known as a "predicate act". The new added predicate act is:

- Cyber-harassment, N.J.S.A. 2C:33-4.1

Cyber-harassment can be defined as repeated, unsolicited, threatening behavior by a person or group using mobile or Internet technology with the intent to bother, terrify, intimidate, humiliate, threaten, harass or stalk someone else.

Legal Process

- **Civil Procedure:**

Procedurally, the PDVA provides that a single domestic violence incident may give rise to both civil and/or criminal remedies. In the civil process, a domestic violence civil complaint is an application for a TRO. A victim may apply for a TRO in either Superior Court or Municipal Court. If a civil TRO is granted, a hearing is usually held within 10 days to determine whether the TRO will become a final restraining order (FRO).

FROs include two primary types of relief to the victim: (a) injunctive relief, and (b) non-injunctive relief. Injunctive relief directs the defendant's action, i.e., to have no contact with the victim, and/or to stay away from certain locations. Non-injunctive relief may include imposing financial penalties and obligations, the relinquishment of property and/or possessions, child support, and emergency monetary relief. The purpose of non-injunctive relief is to permit the victim to exist without the need to return to the abusive relationship, N.J.S.A. 2C:25-29b(10).

- **Criminal Procedure:**

A criminal complaint involving domestic violence addresses criminal charges. Law enforcement must arrest the defendant and sign a criminal complaint if they find probable cause that domestic violence occurred along with certain other conditions pursuant to N.J.S.A. 2C:25-21.

- **Violations:**

Contempt charges are the means by which TROs and FROs are enforced. When a defendant violates the provisions of a restraining order, a contempt charge is filed by law enforcement or the victim themselves. An example of a violation is when a defendant contacts a victim either in person, by telephone or by electronic media when the restraining order specifically states that the defendant is to have no contact with the victim. Violations of a restraining order may result in civil contempt proceedings and/or criminal charges.

The degree of the contempt charge determines whether the Family Division or the Criminal Division will hear the case. The Family Division has exclusive jurisdiction if the violation involves a petty disorderly persons offense or if the violation involves parenting time or property. The Criminal Division hears contempt charges if the defendant committed a violation that constitutes an indictable offense. A prosecutor is involved in all criminal contempt charges regardless of whether the case is heard in the Family Division or in the Criminal Division.

Recent Judiciary Initiatives for Domestic Violence (2017)

STOP Violence Against Women Act (VAWA) Grant:

The United States Department of Justice provides grant funding to the states to fight violent crimes against women as well as create and strengthen victim services. In 2017, the Judiciary used this grant funding to provide the annual statewide Domestic Violence Conference that is held each spring for all Family Division judges, managers, and domestic violence staff. The 2017 conference

included sessions on cultural awareness, situational couple violence, stalking, teen dating, animal cruelty, human trafficking, cyber violence, and strangulation.

Additionally, with VAWA funding, the AOC's Family Practice Division was able to collaborate with Rutgers University to provide vicinage domestic violence staff with the Violence Against Woman and Children Professional Training Program (VAWAC-PT). VAWAC-PT is a unique and engaging program that provides professionals the knowledge and the practical skills needed in order to understand and effectively address the myriad of issues faced by people who are victims of violence. Staff who complete the full complement of courses receive a Domestic Violence certification from Rutgers University.

Electronic System Enhancements:

The Judiciary employs several electronic systems to track, docket, and process domestic violence restraining orders. The Electronic Temporary Restraining Order (eTRO) system is the electronic data entry program that is used by law enforcement and Family Court staff to create electronic civil domestic violence complaints, TROs and FROs. The Family Automated Case Tracking System (FACTS) is the mainframe program that houses the official electronic court records. The Domestic Violence Central Registry (DVCR) is a registry of all persons who have a domestic violence restraining order entered against them.

The following system enhancements were made to FACTS, DVCR and eTRO in 2017:

- 1. Supreme Court Domestic Violence Ad Hoc Recommendations to Domestic Violence System Processing:**

In June 2017, several changes were made to the processing of new and amended restraining orders as recommended by the Ad Hoc Committee on Domestic Violence and approved by the Supreme Court. These changes included the removal of the defendant's signature requirement during service of the restraining order to the defendant, adding a checkbox for mandatory fingerprint requirement and adding cyber-harassment as a type of domestic violence.

- 2. Gender Neutral Case Party Relationship**

In November 2017, the eTRO and FACTS systems were modified in accordance with an overall shift from gender-specific identifiers for family relationships for domestic violence cases. Electronic systems and forms were reviewed and modified to include gender-neutral references where appropriate.

- 3. Single-Step Docketing of TRO cases in eTRO**

In November 2017, the dual entry of case information into both the eTRO and FACTS systems was changed to a single-entry method in eTRO. Enhancements included transferring the current docketing functions (search, party inquiry, establish case, docket and print) from FACTS to eTRO to eliminate the prior requirement to perform a separate step to formally docket cases. This enhancement alleviated the need for staff

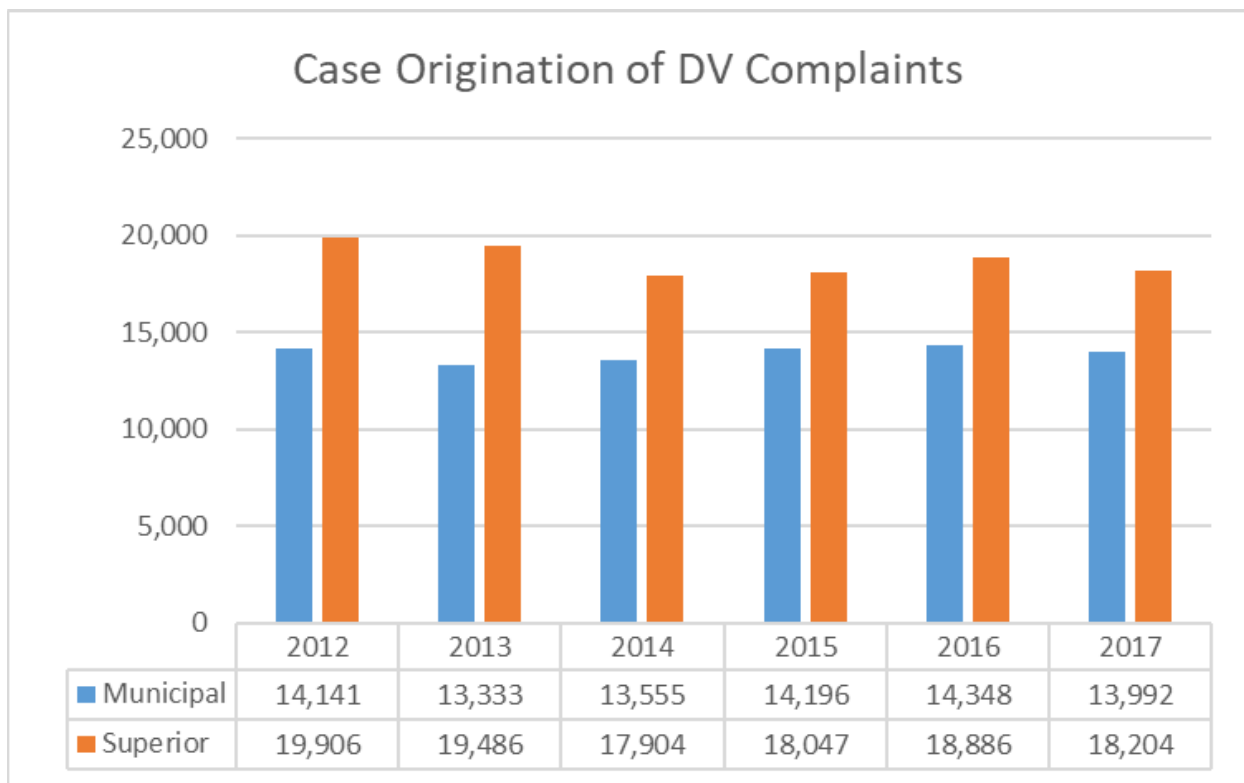
to have to enter information in two different electronic systems and also reduced in some cases the time the victim needed to wait prior to being heard by the court.

General enhancements were also made to FACTS and eTRO to improve case management, ensure consistency in providing victims services, and to improve communication with law enforcement.

Domestic Violence Statistical Data

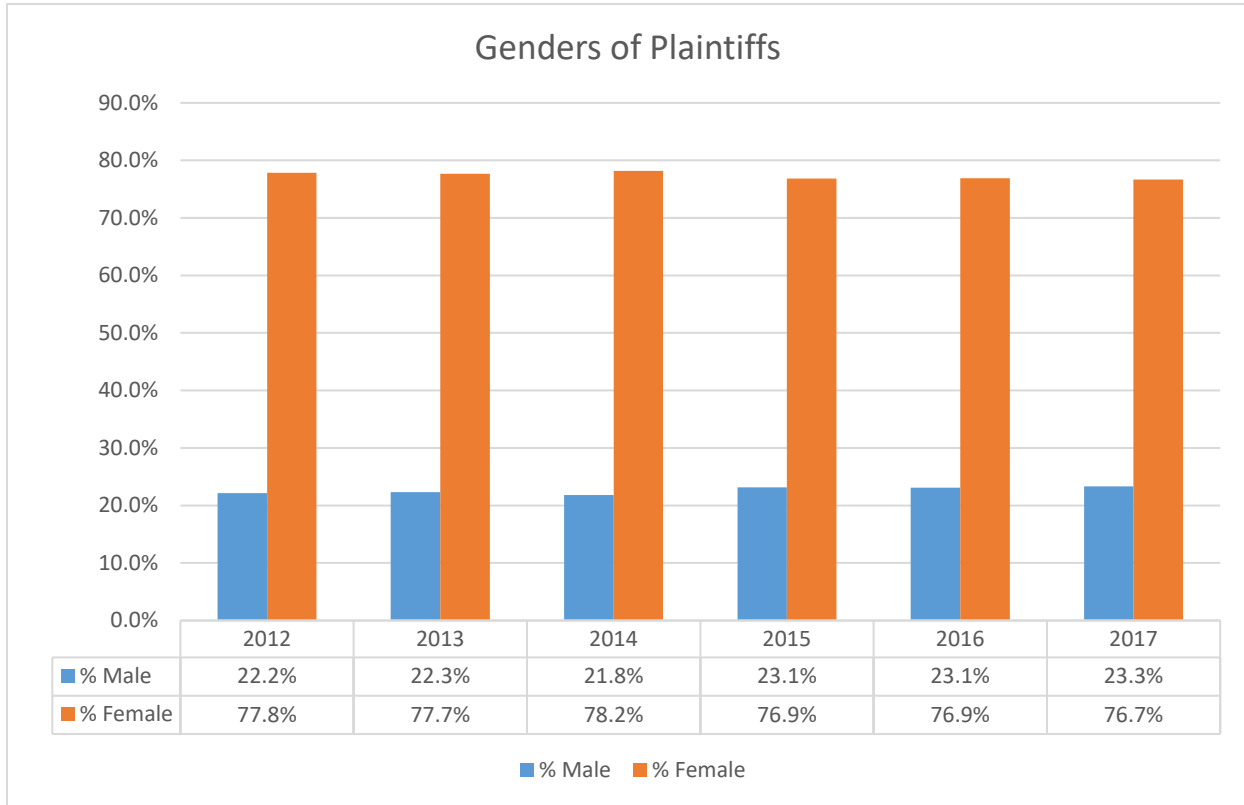
This report presents data regarding domestic violence filings, dispositions of restraining orders, and forms of relief sought and granted. It also includes data on non-indictable contempt charges, which are processed in Family Court pursuant to N.J.S.A. 2C:29-9(b). As set forth in detail in the following pages, in 2017, the number of Domestic Violence filings decreased by 3% from 2016 (1038 filings). As detailed on page ten of this report and the Chart A below, both the Municipal and Superior Courts had reductions in domestic complaints filed in 2017 from 2016.

Chart A



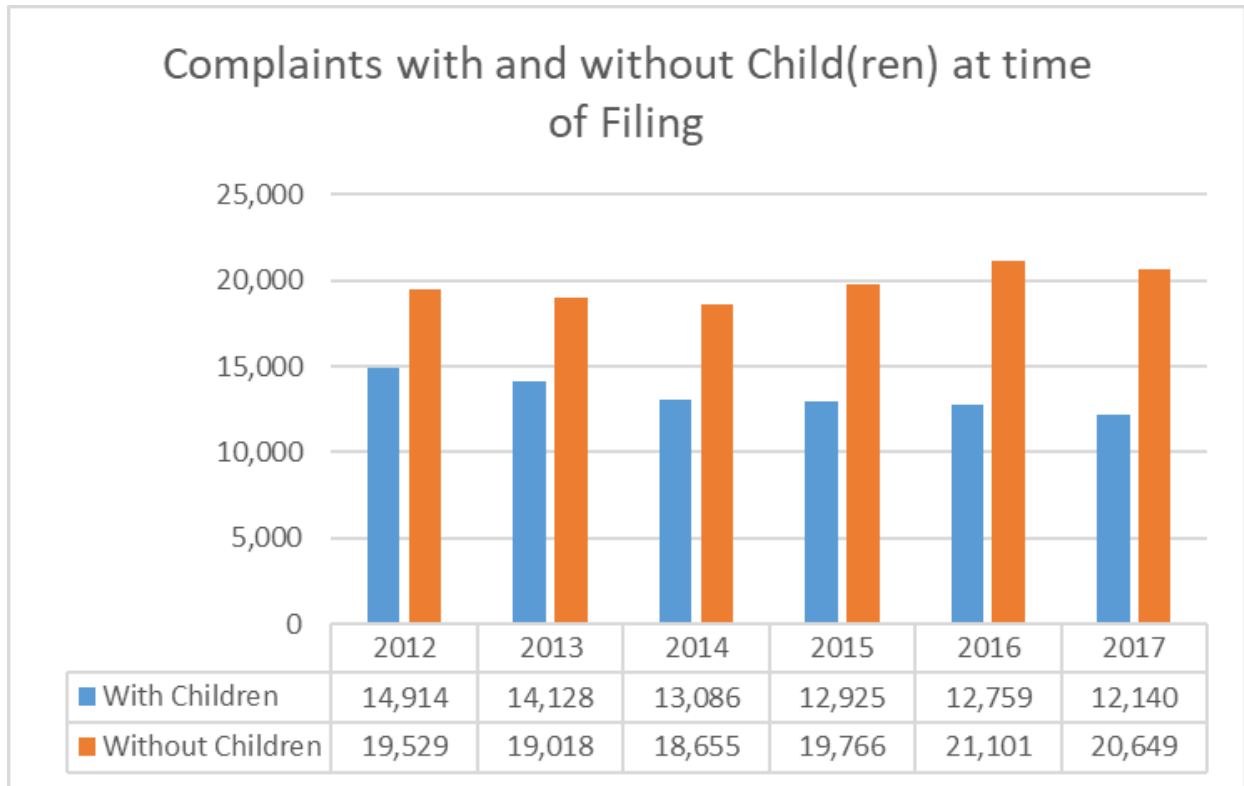
It is often presumed that most domestic violence victims are women. The data set forth on page ten and illustrated on Chart B below appear to support this presumption. However, men can be and are victims, too. Men in addition to women suffer physical, mental and sexual abuse in both heterosexual and same-sex relationships. There is a perception that men are physically strong and so they may be less likely to report domestic violence due to a fear of being ridiculed by both law enforcement and the public.

Chart B



Children exposed to violence in the home are also victims of physical abuse.¹ Children who witness domestic violence or are victims of abuse themselves are at serious risk for long-term physical and mental health problems.² Children who witness violence between parents may also be at greater risk of being violent in their future relationships. As depicted in Chart C below, and detailed on page eleven of this report, although a majority of the parties in domestic violence complaints did not have children in common, in 2017, there were 12,140 complaints filed in which the parties did have children together.

Chart C



¹ Modi, M. N., Palmer, S., & Armstrong, A. (2014). The Role of Violence Against Women Act in Addressing Intimate Partner Violence: A Public Health Issue. *Journal of Women's Health, 23*(3), 253–259. <http://doi.org/10.1089/jwh.2013.4387>

² Gilbert, L.K., Breiding, M.J., Merrick, M.T., Parks, S.E., Thompson, W.W., Dhingra, S.S., Ford, D.C. (2015). Childhood Adversity and Adult Chronic Disease: An update from ten states and the District of Columbia, 2010. *American Journal of Preventive Medicine, 48*(3): 345-349. <https://doi.org/10.1016/j.amepre.2014.09.006>

As represented in the Charts D(1) – D(4) below and by the data set forth on page nineteen of this report, the disposition of TROs have been consistent for several years. On average, more than five thousand FROs are entered by the Superior Court annually.

Chart D(1)

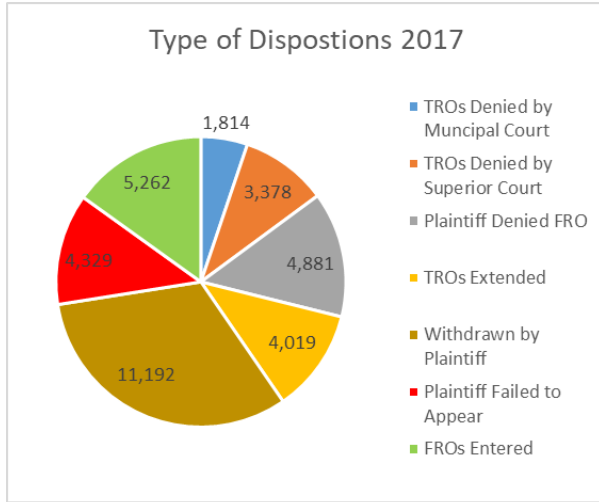


Chart D(2)

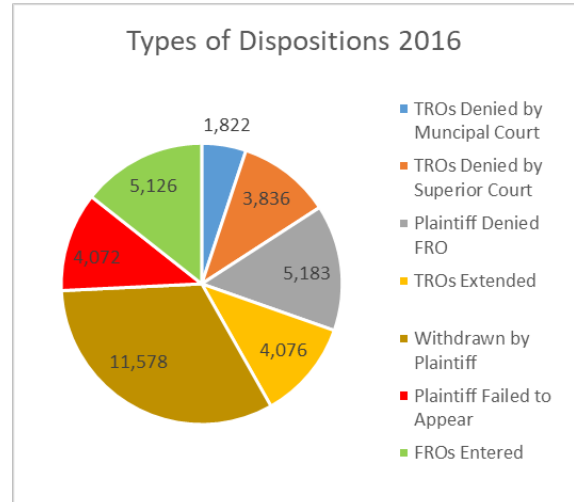


Chart D(3)

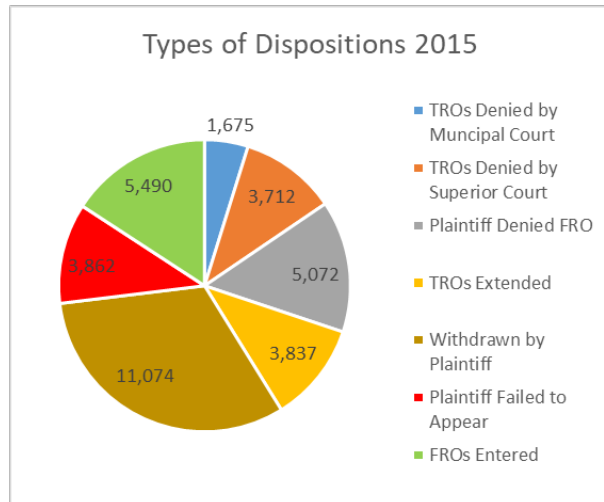
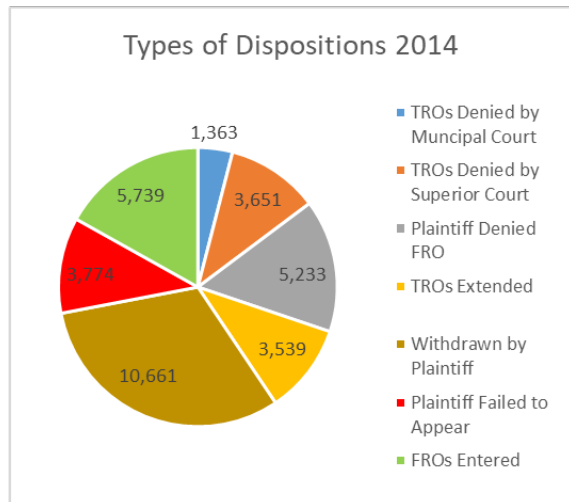


Chart D(4)

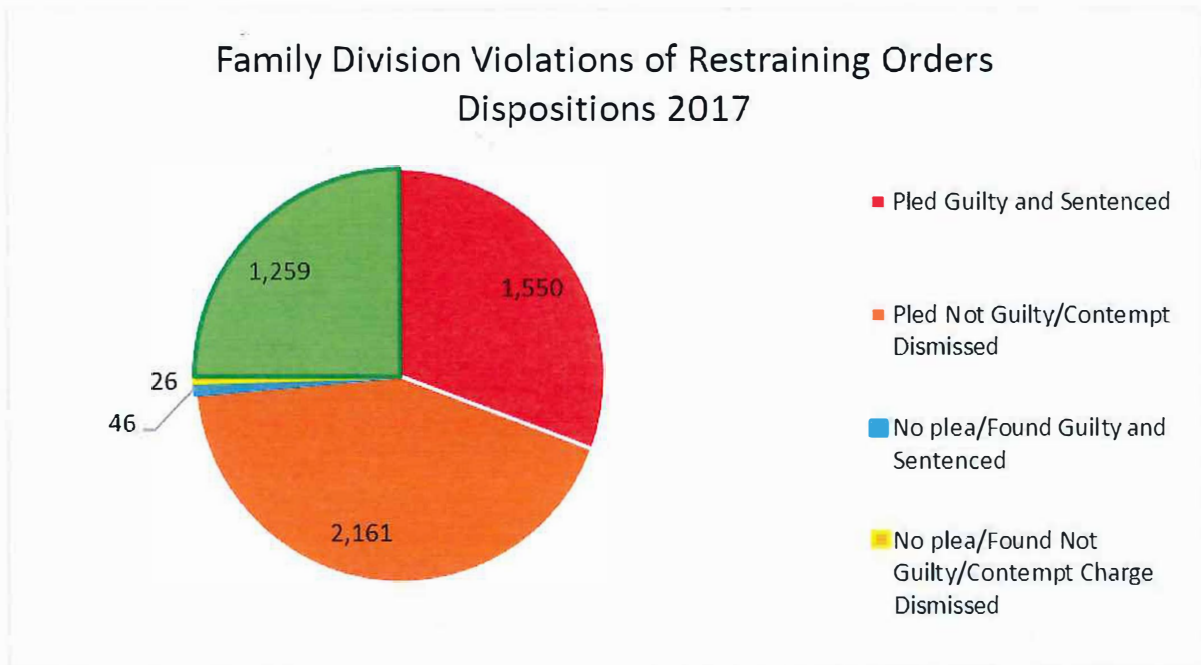


If the defendant violates a domestic violence restraining order, that violation constitutes the offense of “contempt” under N.J.S.A. 2C:29-9 (b).

A hearing on the violation or contempt charge may be reduced to a “disorderly persons offense” and if so, will be heard by the Family Part of the Superior Court. If the violation is more severe, such as an assault, then the contempt charge may be considered a fourth degree offense, and the matter will be heard in the Criminal Part of the Superior Court.

As depicted in Chart E and detailed on page twenty-four of this report, in 2017, 4,973 violations of restraining orders were disposed in the Family Part of the Superior Court. In 2,623 of those cases, the defendant either pled guilty or a bench warrant was issued for non-appearance of the defendant.

Chart E



The continued collection and analysis of New Jersey’s domestic violence data assists in the creation or modification of judicial policies and procedures to help effectuate the PDVA’s intent to provide New Jersey domestic violence victims with maximum protection from domestic abuse.

Glenn A. Grant, J.A.D.
Acting Administrative Director of the Courts

SECTION ONE

DOMESTIC VIOLENCE STATISTICS

Family Cases

New Complaints Filed

A. Statewide Figures

SECTION ONE
Family Cases - New Complaint Filed

DOMESTIC VIOLENCE FILING STATISTICS (during Calendar Year 2017)

Case Origination of Domestic Violence Complaints - Filed and Added

(These figures are based on the Total New Filings during the calendar year.)

New Complaints Filed (Filing Entities)

Municipal Court	13,992	42.7 %
Superior Court	18,204	55.5 %
Recording of Out-of-State Restraining Orders	31	.1 %
Other Sources	562	1.7 %

Total (New Complaints Filed)	32,789	
-------------------------------------	---------------	--

TRO Reopened - Defendant Served	2,749	
---------------------------------	-------	--

FRO Reopened	9,426	
--------------	-------	--

Total (New Complaints Filed plus Reopened Cases)	44,964	
---	---------------	--

SOURCE:fv_annual_report/dvfilednew

Genders of Plaintiffs and Defendants for New Complaints Filed

(These figures are based on the Total New Filings during the calendar year.)

Gender of Parties

Plaintiff - Female	25,151	76.7 %
Plaintiff - Male	7,638	23.3 %
Defendant - Female	8,409	25.6 %
Defendant - Male	24,380	74.4 %

SOURCE:fv_annual_report/dvsex

Living Arrangements of Plaintiffs and Defendants for New Complaints Filed

(These figures are based on the Total New Filings during the calendar year.)

Arrangements

Living Together	12,965	39.5 %
Previously Lived Together	14,400	43.9 %
Never Lived Together	5,424	16.5 %

SOURCE:fv_annual_report/dvreside

SECTION ONE

Family Cases - New Complaints Filed (continued)

Relationships Between Plaintiffs and Defendants for New Complaints Filed

(These figures are based on the Total New Filings during the calendar year.)

Party Relationship

a. Spouse With Child(ren)	4,025	12.3 %
b. Spouse Without Child(ren)	2,801	8.5 %
c. Former Spouse With Child(ren)	776	2.4 %
d. Former Spouse Without Child(ren)	303	.9 %
e. Never Married / With Child(ren)	7,340	22.4 %
f. Never Married / Expectant Parents	281	.9 %
g. Present Household Member	4,540	13.8 %
h. Former Household Member	3,326	10.1 %
i. Dating Relationship	8,616	26.3 %
j. Not Related / Without Child(ren)	780	2.4 %

SOURCE:fv_annual_report/dvrelate.fex

SECTION ONE

DOMESTIC VIOLENCE STATISTICS

Family Cases

New Complaints Filed

B. County Figures



Program.: fv_annual_report/dvfilesun
 Run Date: December 14, 2018
 Run Time: 09.01.37

Domestic Violence Annual Report
Case Origination of Domestic Violence Complaints - Filed and Added (Based on Case Filing Date)
For the Period Between January 1, 2017 and December 31, 2017

<u>County</u>	<u>New Complaints Filed</u>	<u>__%__</u>	<u>[Reopened] Defendant Served with TRO</u>	<u>__%__</u>	<u>[Reopened] Post- Disposition</u>	<u>__%__</u>	<u>Total Cases Filed and Added</u>
Atlantic	1,391	78.4	94	5.3	290	16.3	1,775
Bergen	2,213	77.6	163	5.7	477	16.7	2,853
Burlington	2,071	81.8	53	2.1	409	16.1	2,533
Camden	3,065	76.3	102	2.5	848	21.1	4,015
Cape May	456	72.5	29	4.6	144	22.9	629
Cumberland	1,325	75.2	97	5.5	340	19.3	1,762
Essex	3,541	60.5	309	5.3	2,001	34.2	5,851
Gloucester	1,425	81.7	72	4.1	248	14.2	1,745
Hudson	2,538	76.5	233	7.0	545	16.4	3,316
Hunterdon	252	73.9	15	4.4	74	21.7	341
Mercer	1,700	74.2	281	12.3	310	13.5	2,291
Middlesex	2,073	71.5	238	8.2	589	20.3	2,900
Monmouth	1,594	77.0	119	5.7	357	17.2	2,070
Morris	1,006	68.8	78	5.3	379	25.9	1,463
Ocean	2,099	72.2	186	6.4	624	21.5	2,909
Passaic	2,140	71.5	366	12.2	485	16.2	2,991
Salem	504	77.1	28	4.3	122	18.7	654
Somerset	821	76.0	66	6.1	193	17.9	1,080
Sussex	438	72.2	9	1.5	160	26.4	607
Union	1,676	65.2	189	7.4	704	27.4	2,569
Warren	461	75.6	22	3.6	127	20.8	610
Total	32,789	72.9	2,749	6.1	9,426	21.0	44,964

This is the county detail as to how Domestic Violence Cases were filed and added within the state.

Program.: fv_annual_report/dvfilednew
Run Date: December 14, 2018
Run Time: 09.01.37

Domestic Violence Annual Report
Detail of Domestic Violence Complaints - Filed and Added (Based on Case Filing Date)
For the Period Between January 1, 2017 and December 31, 2017

County	New Complaints Filed	New Cases [Municipal] Source=08 (01/)		New Cases [Superior] Source=01 (01/)		TX to NJ from Another State Source=05 (01/)		New Other Sources [02-03-04] [06-07] [09-10]		Other Court County Srce=02	Family Court County Srce=04	Other Court County Srce=03	TX from Municipal County Srce=06	TX from Criminal County Srce=07	Other Agency County Srce=09	Received from State Srce=10	Reopened Defendant Served with TRO (06/)
		___%	___%	___%	___%	___%	___%										
Atlantic	1,391	526	37.8	818	58.8	2	.1	45	3.2	0	9	0	0	0	0	36	94
Bergen	2,213	957	43.2	1,226	55.4	0	.0	30	1.4	0	26	0	0	0	0	4	163
Burlington	2,071	1,033	49.9	944	45.6	1	.0	93	4.5	0	23	0	0	0	0	70	53
Camden	3,065	1,520	49.6	1,527	49.8	1	.0	17	.6	0	15	0	0	0	0	2	102
Cape May	456	189	41.4	221	48.5	0	.0	46	10.1	0	4	0	0	0	0	42	29
Cumberland	1,325	640	48.3	643	48.5	1	.1	41	3.1	0	9	0	0	0	0	32	97
Essex	3,541	1,085	30.6	2,425	68.5	13	.4	18	.5	3	13	0	0	0	0	2	309
Gloucester	1,425	755	53.0	649	45.5	6	.4	15	1.1	0	15	0	0	0	0	0	72
Hudson	2,538	1,002	39.5	1,518	59.8	1	.0	17	.7	0	14	0	1	0	0	2	233
Hunterdon	252	83	32.9	150	59.5	0	.0	19	7.5	0	2	0	0	0	0	17	15
Mercer	1,700	495	29.1	1,195	70.3	0	.0	10	.6	0	8	0	0	0	0	2	281
Middlesex	2,073	996	48.0	1,061	51.2	0	.0	16	.8	0	15	0	0	0	0	1	238
Monmouth	1,594	830	52.1	735	46.1	0	.0	29	1.8	0	16	0	0	0	0	13	119
Morris	1,006	552	54.9	442	43.9	3	.3	9	.9	0	4	0	0	0	0	5	78
Ocean	2,099	1,005	47.9	1,066	50.8	2	.1	26	1.2	0	17	0	0	0	0	9	186
Passaic	2,140	707	33.0	1,418	66.3	0	.0	15	.7	1	14	0	0	0	0	0	366
Salem	504	184	36.5	295	58.5	0	.0	25	5.0	0	1	0	0	0	1	23	28
Somerset	821	405	49.3	399	48.6	1	.1	16	1.9	0	16	0	0	0	0	0	66
Sussex	438	192	43.8	202	46.1	0	.0	44	10.0	0	5	0	0	0	0	39	9
Union	1,676	625	37.3	1,042	62.2	0	.0	9	.5	0	9	0	0	0	0	0	189
Warren	461	211	45.8	228	49.5	0	.0	22	4.8	0	2	0	0	0	0	20	22
Total	32,789	13,992	42.7	18,204	55.5	31	.1	562	1.7	4	237	0	1	0	1	319	2,749

This is the county detail as to how the Domestic Violence Cases originated in New Jersey. The percentages above are for each county. The REOPENED/TRO case count is NOT included in the percentage calculation.

The area in the grey box is summarized in the column 'New, Other Sources'. The grey box details what the other sources of Domestic Violence Complaints are in the state of New Jersey.



Program.: fv_annual_report/dvgender
 Run Date: December 14, 2018
 Run Time: 09.01.37

**Domestic Violence Annual Report
 Genders of Plaintiffs and Defendants for New Complaints Filed (Based on Case Filing Date)
 For the Period Between January 1, 2017 and December 31, 2017**

<u>County</u>	<u>New Complaints Filed</u>	<u>Plaintiff Male</u>	<u>—%—</u>	<u>Plaintiff Female</u>	<u>—%—</u>	<u>Defendant Male</u>	<u>—%—</u>	<u>Defendant Female</u>	<u>—%—</u>
Atlantic	1,391	314	22.6	1,077	77.4	1,026	73.8	365	26.2
Bergen	2,213	533	24.1	1,680	75.9	1,655	74.8	558	25.2
Burlington	2,071	533	25.7	1,538	74.3	1,487	71.8	584	28.2
Camden	3,065	729	23.8	2,336	76.2	2,231	72.8	834	27.2
Cape May	456	93	20.4	363	79.6	360	78.9	96	21.1
Cumberland	1,325	312	23.5	1,013	76.5	963	72.7	362	27.3
Essex	3,541	819	23.1	2,722	76.9	2,575	72.7	966	27.3
Gloucester	1,425	339	23.8	1,086	76.2	1,068	74.9	357	25.1
Hudson	2,538	536	21.1	2,002	78.9	1,948	76.8	590	23.2
Hunterdon	252	60	23.8	192	76.2	183	72.6	69	27.4
Mercer	1,700	404	23.8	1,296	76.2	1,211	71.2	489	28.8
Middlesex	2,073	455	21.9	1,618	78.1	1,614	77.9	459	22.1
Monmouth	1,594	375	23.5	1,219	76.5	1,211	76.0	383	24.0
Morris	1,006	217	21.6	789	78.4	762	75.7	244	24.3
Ocean	2,099	545	26.0	1,554	74.0	1,543	73.5	556	26.5
Passaic	2,140	475	22.2	1,665	77.8	1,614	75.4	526	24.6
Salem	504	129	25.6	375	74.4	379	75.2	125	24.8
Somerset	821	200	24.4	621	75.6	600	73.1	221	26.9
Sussex	438	100	22.8	338	77.2	322	73.5	116	26.5
Union	1,676	361	21.5	1,315	78.5	1,289	76.9	387	23.1
Warren	461	109	23.6	352	76.4	339	73.5	122	26.5
Total	32,789	7,638	23.3	25,151	76.7	24,380	74.4	8,409	25.6

The '%' in the 'Male' and 'Female' columns reflect the percentage of plaintiffs and/or defendants of that gender within that county.



Program.: fv_annual_report/dvreside
 Run Date: December 14, 2018
 Run Time: 09.01.37

Domestic Violence Annual Report
Living Arrangements of Plaintiffs and Defendants for New Complaints Filed (Based on Case Filing Date)
For the Period Between January 1, 2017 and December 31, 2017

<u>County</u>	<u>New Complaints Filed</u>	<u>Living Together</u>	<u>—%—</u>	<u>Previously Lived Together</u>	<u>—%—</u>	<u>Never Lived Together</u>	<u>—%—</u>
Atlantic	1,391	604	43.4	604	43.4	183	13.2
Bergen	2,213	985	44.5	876	39.6	352	15.9
Burlington	2,071	894	43.2	884	42.7	293	14.1
Camden	3,065	1,230	40.1	1,382	45.1	453	14.8
Cape May	456	163	35.7	244	53.5	49	10.7
Cumberland	1,325	533	40.2	602	45.4	190	14.3
Essex	3,541	1,067	30.1	1,752	49.5	722	20.4
Gloucester	1,425	640	44.9	580	40.7	205	14.4
Hudson	2,538	866	34.1	1,023	40.3	649	25.6
Hunterdon	252	100	39.7	115	45.6	37	14.7
Mercer	1,700	539	31.7	856	50.4	305	17.9
Middlesex	2,073	935	45.1	811	39.1	327	15.8
Monmouth	1,594	639	40.1	703	44.1	252	15.8
Morris	1,006	423	42.0	396	39.4	187	18.6
Ocean	2,099	930	44.3	886	42.2	283	13.5
Passaic	2,140	747	34.9	1,021	47.7	372	17.4
Salem	504	199	39.5	244	48.4	61	12.1
Somerset	821	374	45.6	338	41.2	109	13.3
Sussex	438	224	51.1	161	36.8	53	12.1
Union	1,676	682	40.7	707	42.2	287	17.1
Warren	461	191	41.4	215	46.6	55	11.9
Total	32,789	12,965	39.5	14,400	43.9	5,424	16.5

The '%' columns reflect the percentage of domestic violence cases in which the plaintiffs and defendants had a particular living arrangement at the time the complaints were filed.

Program.: fv_annual_report/dvrelate
Run Date: December 14, 2018
Run Time: 09.01.37

Domestic Violence Annual Report
Relationships Between Plaintiffs and Defendants for New Complaints Filed (Based on Case Filing Date)
For the Period Between January 1, 2017 and December 31, 2017

County	New Complaints Filed	(a) Spouse With		(b) Spouse Without		(c) Fmr Spouse With		(d) Fmr Spouse Without		(e) Nvr Married With		(f) Nvr Married Expectant Parents		(g) Present Houshold Member		(h) Former Houshold Member		(i) Dating Rltntship		(j) Not Related Without	
		Child(ren)	__%__	Child(ren)	__%__	Child(ren)	__%__	Child(ren)	__%__	Child(ren)	__%__	Child(ren)	__%__	Child(ren)	__%__	Child(ren)	__%__	Child(ren)	__%__	Child(ren)	__%__
Atlantic	1,391	127	9.1	120	8.6	32	2.3	17	1.2	327	23.5	10	.7	210	15.1	120	8.6	386	27.7	42	3.0
Bergen	2,213	352	15.9	243	11.0	89	4.0	38	1.7	381	17.2	13	.6	310	14.0	197	8.9	529	23.9	61	2.8
Burlington	2,071	243	11.7	213	10.3	38	1.8	12	.6	372	18.0	13	.6	358	17.3	271	13.1	475	22.9	76	3.7
Camden	3,065	291	9.5	208	6.8	39	1.3	12	.4	780	25.4	25	.8	465	15.2	311	10.1	859	28.0	75	2.4
Cape May	456	46	10.1	47	10.3	6	1.3	6	1.3	98	21.5	6	1.3	59	12.9	51	11.2	126	27.6	11	2.4
Cumberland	1,325	107	8.1	100	7.5	19	1.4	6	.5	338	25.5	17	1.3	188	14.2	140	10.6	388	29.3	22	1.7
Essex	3,541	375	10.6	278	7.9	70	2.0	24	.7	1,029	29.1	45	1.3	322	9.1	289	8.2	1,054	29.8	55	1.6
Gloucester	1,425	183	12.8	130	9.1	20	1.4	13	.9	310	21.8	12	.8	215	15.1	126	8.8	374	26.2	42	2.9
Hudson	2,538	226	8.9	185	7.3	58	2.3	24	.9	712	28.1	35	1.4	330	13.0	241	9.5	668	26.3	59	2.3
Hunterdon	252	55	21.8	19	7.5	9	3.6	4	1.6	28	11.1	1	.4	31	12.3	29	11.5	64	25.4	12	4.8
Mercer	1,700	159	9.4	113	6.6	24	1.4	10	.6	398	23.4	17	1.0	230	13.5	209	12.3	515	30.3	25	1.5
Middlesex	2,073	324	15.6	196	9.5	52	2.5	22	1.1	429	20.7	11	.5	296	14.3	164	7.9	515	24.8	64	3.1
Monmouth	1,594	252	15.8	152	9.5	54	3.4	22	1.4	293	18.4	2	.1	193	12.1	151	9.5	430	27.0	44	2.8
Morris	1,006	171	17.0	105	10.4	43	4.3	14	1.4	161	16.0	6	.6	130	12.9	108	10.7	248	24.7	20	2.0
Ocean	2,099	278	13.2	169	8.1	53	2.5	23	1.1	367	17.5	12	.6	362	17.2	204	9.7	589	28.1	42	2.0
Passaic	2,140	292	13.6	178	8.3	46	2.1	17	.8	459	21.4	16	.7	320	15.0	363	17.0	407	19.0	42	2.0
Salem	504	41	8.1	37	7.3	17	3.4	8	1.6	112	22.2	7	1.4	71	14.1	69	13.7	133	26.4	9	1.8
Somerset	821	138	16.8	75	9.1	36	4.4	8	1.0	137	16.7	2	.2	127	15.5	75	9.1	201	24.5	22	2.7
Sussex	438	67	15.3	46	10.5	16	3.7	6	1.4	67	15.3	1	.2	66	15.1	46	10.5	108	24.7	15	3.4
Union	1,676	245	14.6	137	8.2	43	2.6	12	.7	434	25.9	27	1.6	192	11.5	119	7.1	434	25.9	33	2.0
Warren	461	53	11.5	50	10.8	12	2.6	5	1.1	108	23.4	3	.7	65	14.1	43	9.3	113	24.5	9	2.0
Total	32,789	4,025	12.3	2,801	8.5	776	2.4	303	.9	7,340	22.4	281	.9	4,540	13.8	3,326	10.1	8,616	26.3	780	2.4

The '%' columns reflect the percentage of domestic violence cases in which the plaintiffs and the defendants had a particular relationship at the time the complaints were filed.

SECTION TWO

DOMESTIC VIOLENCE STATISTICS

Family Cases

Results & Dispositions

A. Statewide Figures

SECTION TWO
Family Cases - Case Results & Dispositions

DOMESTIC VIOLENCE DISPOSITION STATISTICS (during Calendar Year 2017)

Case Results

Decisions Based on Initiating Complaint

TROs Issued	27,151	38.2 %
-------------	--------	--------

SOURCE:fv_annual_report/dvtro

Types of Dispositions

TROs Denied Superior Court	3,378	4.8 %
----------------------------	-------	-------

TROs Denied Municipal Court	1,814	2.6 %
-----------------------------	-------	-------

Complaint Withdrawn By Plaintiff	11,192	15.8 %
----------------------------------	--------	--------

Plaintiff Failed to Appear / Complaint Dismissed	4,329	6.1 %
--	-------	-------

Plaintiff Denied FRO	4,881	6.9 %
----------------------	-------	-------

TROs Extended / Defendant Not Served	4,019	5.7 %
--------------------------------------	-------	-------

FROs Entered	5,262	7.4 %
--------------	-------	-------

	34,875	49.1 %
--	--------	--------

SOURCE:fv_annual_report/dvtermnew

Post-Disposition Processing

Cases Reopened Then Reclosed	9,033	12.7 %
------------------------------	-------	--------

SOURCE:fv_annual_report/dvtermsum

SECTION TWO

DOMESTIC VIOLENCE STATISTICS

Family Cases

Case Results & Dispositions

B. County Figures

Domestic Violence Annual Report
Domestic Violence Dispositions Summary (Based on Case Status Date)
DISPOSITIONS For the Period Between January 1, 2017 and December 31, 2017

<u>County</u>	<u>Cases Disposed</u>	<u>__%__</u>	<u>Cases Reopened Then Reclosed</u>	<u>__%__</u>	<u>Total Dispositions</u>
Atlantic	1,455	85.3	251	14.7	1,706
Bergen	2,314	83.2	468	16.8	2,782
Burlington	2,109	84.9	376	15.1	2,485
Camden	3,082	79.0	817	21.0	3,899
Cape May	461	77.6	133	22.4	594
Cumberland	1,414	81.7	317	18.3	1,731
Essex	3,736	65.7	1,948	34.3	5,684
Gloucester	1,493	87.2	219	12.8	1,712
Hudson	2,779	83.7	543	16.3	3,322
Hunterdon	264	77.9	75	22.1	339
Mercer	1,921	86.2	308	13.8	2,229
Middlesex	2,246	79.1	594	20.9	2,840
Monmouth	1,668	83.9	320	16.1	1,988
Morris	1,095	75.5	356	24.5	1,451
Ocean	2,223	78.6	604	21.4	2,827
Passaic	2,519	84.4	466	15.6	2,985
Salem	534	82.2	116	17.8	650
Somerset	866	82.1	189	17.9	1,055
Sussex	434	74.2	151	25.8	585
Union	1,787	72.8	667	27.2	2,454
Warren	475	80.5	115	19.5	590
Total	34,875	79.4	9,033	20.6	43,908

This is the county detail as to how the TROs are distributed within the state.

Program.: fv_annual_report/dvtermnew

Domestic Violence Annual Report
Domestic Violence Dispositions Detail (Based on Case Status Date)
DISPOSITIONS for the Period Between January 1, 2017 and December 31, 2017

County	Cases Disposed	TRO Denied in Sup Crt	___%_	TRO Denied in Mun Crt	___%_	Complaint Withdrawn By Plaintiff	___%_	Plaintiff Failed to Appear/Dismissed	___%_	Plaintiff Denied FRO	___%_	TRO Extended/Defendant Not Served	___%_	FROs Entered	___%_
Atlantic	1,455	88	6.0	94	6.5	481	33.1	138	9.5	216	14.8	159	10.9	279	19.2
Bergen	2,314	200	8.6	123	5.3	1,006	43.5	165	7.1	275	11.9	244	10.5	301	13.0
Burlington	2,109	183	8.7	341	16.2	584	27.7	251	11.9	316	15.0	98	4.6	336	15.9
Camden	3,082	307	10.0	167	5.4	700	22.7	726	23.6	347	11.3	206	6.7	629	20.4
Cape May	461	19	4.1	13	2.8	137	29.7	55	11.9	91	19.7	36	7.8	110	23.9
Cumberland	1,414	102	7.2	70	5.0	425	30.1	266	18.8	185	13.1	142	10.0	224	15.8
Essex	3,736	178	4.8	65	1.7	1,109	29.7	697	18.7	756	20.2	484	13.0	447	12.0
Gloucester	1,493	151	10.1	100	6.7	512	34.3	219	14.7	201	13.5	103	6.9	207	13.9
Hudson	2,779	671	24.1	63	2.3	858	30.9	268	9.6	278	10.0	360	13.0	281	10.1
Hunterdon	264	30	11.4	23	8.7	107	40.5	9	3.4	33	12.5	19	7.2	43	16.3
Mercer	1,921	110	5.7	85	4.4	591	30.8	328	17.1	209	10.9	367	19.1	231	12.0
Middlesex	2,246	179	8.0	90	4.0	845	37.6	79	3.5	327	14.6	354	15.8	372	16.6
Monmouth	1,668	151	9.1	113	6.8	584	35.0	150	9.0	219	13.1	156	9.4	295	17.7
Morris	1,095	96	8.8	108	9.9	394	36.0	44	4.0	135	12.3	117	10.7	201	18.4
Ocean	2,223	311	14.0	109	4.9	714	32.1	206	9.3	275	12.4	229	10.3	379	17.0
Passaic	2,519	204	8.1	71	2.8	679	27.0	372	14.8	422	16.8	495	19.7	276	11.0
Salem	534	54	10.1	9	1.7	135	25.3	92	17.2	87	16.3	46	8.6	111	20.8
Somerset	866	113	13.0	75	8.7	336	38.8	57	6.6	85	9.8	82	9.5	118	13.6
Sussex	434	22	5.1	27	6.2	198	45.6	16	3.7	81	18.7	11	2.5	79	18.2
Union	1,787	156	8.7	56	3.1	606	33.9	176	9.8	261	14.6	292	16.3	240	13.4
Warren	475	53	11.2	12	2.5	191	40.2	15	3.2	82	17.3	19	4.0	103	21.7
TOTAL	34,875	3,378	9.7	1,814	5.2	11,192	32.1	4,329	12.4	4,881	14.0	4,019	11.5	5,262	15.1

The numbers in the Total Disposed column reflect all those cases that were DISMISSED, had the TRO extended or had the FRO granted. The percentages reflect the number of cases for that county.

SECTION THREE

DOMESTIC VIOLENCE STATISTICS

Violations of Restraining Orders

Filings & Dispositions

A. Statewide Figures

SECTION THREE
VIOLATIONS OF RESTRAINING ORDERS

Enforcement of Domestic Violence Temporary Restraining Orders (TROs) or Final Restraining Orders (FROs) can be pursued either through the criminal contempt process, N.J.S.A.2C:29-9b or N.J.S.A.2C:25-30, or the civil enforcement of litigant's rights process under R.1:10-3. Under the criminal statute, violations of any restraints and certain reliefs and conditions of a restraining order require mandatory arrest and criminal prosecution. Violations of other reliefs and conditions are enforceable by the court pursuant to applicable court rules. The Family Division has jurisdiction over disorderly person's domestic violence contempt actions pursuant to N.J.S.A. 2C:29-9b. This includes contempt charges that were initially indictable but have been downgraded by the Prosecutor's Office in the county of venue. The following section reports the data on those cases. It does not cover indictable contempts of the fourth degree and above, which are handled in the Criminal Division.

VIOLATIONS OF RESTRAINING ORDERS FILINGS (during Calendar Year 2017)

Filings	5,438	
Types of Filings		
New DV Contempt Cases	95	1.7 %
Downgrade (Previously Indictable)	2,105	38.7 %
New Indictable Cases	1,879	34.6 %
Transferred From Other Counties	12	.2 %
Motions to Vacate Dismissal	13	.2 %
Reopened to Modify and Review	359	6.6 %
Transferred Case Returned	20	.4 %
Cases ReActivated (Warrant Satisfied)	955	17.6 %

SOURCE:fv_annual_report/dvfile_FO_dvc

VIOLATIONS OF RESTRAINING ORDERS DISPOSITIONS (during Calendar Year 2017)

Dispositions	5,400	
Types of Dispositions		
Pled Guilty and Sentenced	1,550	28.7 %
Pled NG / Contempt Dismissed / Charges Dismissed	2,161	40.0 %
Pled NG / Contempt Dismissed / Charges Transferred	5	.1 %
Pled NG / Contempt Dismissed / Charges Disposed	168	3.1 %
No Plea / Found Guilty And Sentenced	46	.9 %
No Plea / Found NG / Contempt Charge Dismissed	26	.5 %
Cases Transferred To Another County	8	.1 %
Cases Transferred To Another Court	177	3.3 %
Cases Inactivated*	1,259	23.3 %

NOTE: NG = Not Guilty

***Cases Inactivated due to military service or bench warrant**

SOURCE:fv_annual_report/dvterm_FO_dvc

SECTION THREE

DOMESTIC VIOLENCE STATISTICS

Violations of Restraining Orders

Filings & Dispositions

B. County Figures

Program.: fv_annual_report/dvfile_FO_dvc_revised
Run Date: December 14, 2018
Run Time: 09.01.37

Domestic Violence Annual Report
Domestic Violence Criminal Contempt (FO) Summary - Filings (Based on Case Filing Date)
FILINGS for the Period Between January 1, 2017 and December 31, 2017

<u>County</u>	<u>New DV Contempt Cases (01/..)</u>	<u>Downgrades (Previously Indictable) 01/94)</u>	<u>New Indictable Cases (01/95)</u>	<u>Transferred From Other Counties (01/58) (01/97)</u>	<u>Reopened to Vacate Dismissal (06/..)</u>	<u>Reopened to Modify (06/99)</u>	<u>Reopened - Successful Appeal (06/AP)</u>	<u>Returned Transfer (06/08)</u>	<u>Case ReActivated (Warrant Satisfied) (03/99)</u>	<u>Total</u>
Atlantic	1	11	154	0	1	0	0	0	47	214
Bergen	2	278	24	1	1	26	0	0	60	392
Burlington	2	308	0	0	0	34	0	0	108	452
Camden	0	3	557	4	2	36	0	1	130	733
Cape May	0	36	29	0	0	3	0	0	14	82
Cumberland	0	111	115	2	1	6	0	1	75	311
Essex	0	259	5	0	0	13	0	0	35	312
Gloucester	1	251	2	1	2	17	0	0	62	336
Hudson	21	39	119	0	0	9	0	1	35	224
Hunterdon	0	32	2	0	0	6	0	1	9	50
Mercer	0	151	28	0	4	23	0	0	66	272
Middlesex	8	1	298	1	0	44	0	0	43	395
Monmouth	25	0	156	0	1	25	0	1	31	239
Morris	0	38	86	1	1	14	0	4	28	172
Ocean	0	357	2	0	0	19	0	0	94	472
Passaic	0	0	167	1	0	9	0	10	39	226
Salem	0	89	3	1	0	0	0	0	14	107
Somerset	3	9	90	0	0	30	0	0	9	141
Sussex	32	8	19	0	0	11	0	1	14	85
Union	0	87	23	0	0	29	0	0	38	177
Warren	0	37	0	0	0	5	0	0	4	46
Total	95	2105	1879	12	13	359	0	20	955	5438

Program.: fv_annual_report/dvterm_FO_dvc_revised
Run Date: December 14, 2018
Run Time: 09.01.37

Domestic Violence Annual Report
Violations of Restraining Orders (FO) Summary (Based on Case Filing Date)
DISPOSITIONS for the Period Between January 1, 2017 and December 31, 2017

<u>County</u>	<u>Pled Guilty and Sentenced (05/89)</u>	<u>Pled NG Contempt Dismissed Charges (05/54)</u>	<u>Pled NG Contempt Dismissed Charges Transferred (05/90)</u>	<u>Pled NG Contempt Dismissed Charges Disposed (05/91)</u>	<u>No Plea Found Guilty And Sentenced (05/92)</u>	<u>No Plea Found NG Contempt Charge Dismissed (05/93)</u>	<u>Contempt Case Disposed Charges Transferred (05/OX)</u>	<u>Cases Transferred To Another County (05/60)</u>	<u>Cases Transferred To Another Court (05/59)</u>	<u>Cases Inactivated (02/**)</u>	<u>Total</u>
Atlantic	7	134	0	8	0	0	0	1	8	55	213
Bergen	50	203	0	34	8	1	0	0	5	83	384
Burlington	154	136	0	0	14	11	0	0	4	132	451
Camden	152	362	3	4	0	0	0	0	50	160	731
Cape May	22	33	0	7	0	1	0	0	3	16	82
Cumberland	64	144	0	0	0	0	0	1	1	101	311
Essex	105	144	0	10	0	3	0	0	2	47	311
Gloucester	100	132	0	9	2	0	0	1	5	85	334
Hudson	22	110	0	13	10	4	0	0	10	54	223
Hunterdon	7	17	0	8	0	0	0	0	3	13	48
Mercer	69	107	1	1	3	0	0	0	5	85	271
Middlesex	190	128	0	1	0	0	0	1	6	66	392
Monmouth	97	70	1	13	0	0	0	0	11	46	238
Morris	51	45	0	8	1	0	0	0	20	46	171
Ocean	205	146	0	2	1	3	0	1	6	103	467
Passaic	52	92	0	8	0	0	0	2	18	53	225
Salem	28	55	0	0	2	1	0	0	0	21	107
Somerset	64	31	0	22	0	0	0	0	4	17	138
Sussex	35	25	0	1	4	0	0	0	5	15	85
Union	56	35	0	19	1	0	0	1	11	50	173
Warren	20	12	0	0	0	2	0	0	0	11	45
Total	1,550	2,161	5	168	46	26	0	8	177	1,259	5,400

SECTION FOUR

DOMESTIC VIOLENCE STATISTICS

Criminal Domestic Violence Cases

Filings & Dispositions

A. Statewide Figures

SECTION FOUR
Criminal Practice Cases - Filings & Dispositions

A criminal case is identified as involving domestic violence when there is a charge of contempt for violating a domestic violence restraining order (N.J.S.A. 2C:29-9b) or the case has been flagged by the Prosecutor as a domestic violence matter. Filings include initial complaints, direct indictments and direct accusations. Indictments resulting from complaints are counted as a filing when they first enter the system as initial complaints.

A disposition is the final resolution of a case. Pre-Trial Intervention (PTI) admissions are also included in these statistics. The category 'Transfer to Family' are those contempt cases that were initially identified as indictable, but have been downgraded to disorderly person's domestic violence contempt cases by the Prosecutor's Office in the county of venue. The Family Division has jurisdiction over disorderly person's (DP) contempt actions pursuant to N.J.S.A. 2C:29-2b. The category 'Transfer to Other' are those cases transferred to another jurisdiction, transferred to the Attorney General or sent to Casino Prosecution.

The number of filings and dispositions are based on the FILING date and DISPOSITION date, respectively, and are independent of one another for the time period listed.



DOMESTIC VIOLENCE STATISTICS (during Calendar Year 2017)

Filings	13,284		
Dispositions	12,893		
Types of Dispositions			
Downgrades/Remands	4,276	33.17	%
Dismissals	1,353	10.49	%
No Bills	308	2.39	%
Transfers (Other)	22	.17	%
Transfers to Family	3,429	26.60	%
Plea to Disorderly	1,202	9.32	%
Pre-Trial Intervention (PTI) Admissions	383	2.97	%
Guilty Pleas	1,871	14.51	%
Acquittal (Insane)	7	.05	%
Acquittal (Trials)	16	.12	%
Guilty Trials	26	.20	%

SOURCE: Criminal PROMIS/GAVEL data current through the end of December, 2017



SECTION FOUR

DOMESTIC VIOLENCE STATISTICS

Criminal Domestic Violence Cases

Filings & Dispositions

B. County Figures



Program.: fv_annual_report/crim_filings_revised
 Run Date: December 14, 2018
 Run Time: 09.01.37

Domestic Violence Annual Report
Domestic Violence Statistics for Criminal Cases
FILINGS for the Period Between January 1, 2017 and December 31, 2017

<u>County</u>	<u>Filings</u>	<u>% of Total</u>
Atlantic	530	3.99
Bergen	777	5.85
Burlington	707	5.32
Camden	1,400	10.54
Cape May	226	1.70
Cumberland	562	4.23
Essex	2,225	16.75
Gloucester	499	3.76
Hudson	1,059	7.97
Hunterdon	47	.35
Mercer	763	5.74
Middlesex	740	5.57
Monmouth	652	4.91
Morris	327	2.46
Ocean	659	4.96
Passaic	1,300	9.79
Salem	190	1.43
Somerset	57	.43
Sussex	95	.72
Union	393	2.96
Warren	76	.57
Total	13,284	100.00

SOURCE: Criminal PROMIS/GAVEL data current through the end of December, 2017
 Filings are based on Case Filing Dates

Program.: fv_annual_report/crim_dispos_revised
Run Date: December 14, 2018
Run Time: 09.01.37

Domestic Violence Annual Report
Domestic Violence Statistics for Criminal Cases
DISPOSITIONS for the Period Between January 1, 2017 and December 31, 2017

<u>County</u>	<u>Dispositions</u>	<u>% of Total</u>
Atlantic	556	4.31
Bergen	826	6.41
Burlington	641	4.97
Camden	1,352	10.49
Cape May	195	1.51
Cumberland	558	4.33
Essex	1,858	14.41
Gloucester	496	3.85
Hudson	1,036	8.04
Hunterdon	42	.33
Mercer	770	5.97
Middlesex	718	5.57
Monmouth	691	5.36
Morris	348	2.70
Ocean	678	5.26
Passaic	1,314	10.19
Salem	218	1.69
Somerset	38	.29
Sussex	90	.70
Union	366	2.84
Warren	102	.79
Total	12,893	100.00

SOURCE: Criminal PROMIS/GAVEL data current through the end of December, 2017
Dispositions are based on Case Disposition Dates

Program.: fv_annual_report/crim_dispos_by_type_revised
Run Date: December 14, 2018
Run Time: 09.01.37

Domestic Violence Annual Report
Domestic Violence Statistics for Criminal Cases
DISPOSITIONS BY TYPE for the Period Between January 1, 2017 and December 31, 2017

<u>County</u>	<u>Total</u>	<u>DownGrade/ Remands</u>	<u>Dismissals</u>	<u>No Bills</u>	<u>Transfer/ Other</u>	<u>Transfer to Family</u>	<u>Plea to Disorderly</u>	<u>PTI Admissions</u>	<u>Guilty Pleas</u>	<u>Acquittal (Insane)</u>	<u>Acquittal (Trials)</u>	<u>Guilty Trials</u>
Atlantic	556	192	83	2	1	63	58	20	136	0	0	1
Bergen	826	359	43	1	1	266	40	33	82	0	1	0
Burlington	641	206	44	0	1	303	10	6	67	0	0	4
Camden	1,352	378	40	0	2	517	88	7	315	1	2	2
Cape May	195	23	47	0	1	65	13	17	28	0	0	1
Cumberland	558	179	71	0	0	225	9	6	68	0	0	0
Essex	1,858	1,032	144	142	4	279	32	19	195	0	6	5
Gloucester	496	138	19	1	2	238	29	15	51	1	0	2
Hudson	1,036	302	174	40	1	115	249	19	134	0	1	1
Hunterdon	42	4	12	1	0	7	5	4	8	1	0	0
Mercer	770	94	295	1	1	161	85	35	97	1	0	0
Middlesex	718	159	34	1	0	293	49	42	136	1	1	2
Monmouth	691	397	54	22	0	81	24	14	98	0	0	1
Morris	348	53	50	1	1	119	61	25	37	0	0	1
Ocean	678	116	32	0	2	325	91	29	82	0	0	1
Passaic	1,314	542	62	95	2	151	220	60	181	0	1	0
Salem	218	14	82	0	0	87	9	3	22	1	0	0
Somerset	38	1	9	0	0	7	3	3	15	0	0	0
Sussex	90	14	8	0	1	10	22	15	18	1	0	1
Union	366	55	37	1	2	110	87	3	64	0	3	4
Warren	102	18	13	0	0	7	18	8	37	0	1	0
Total	12,893	4,276	1,353	308	22	3,429	1,202	383	1,871	7	16	26

SOURCE: Criminal PROMIS/GAVEL data current through the end of December, 2017
Dispositions are based on Case Disposition Dates

SECTION FIVE

DOMESTIC VIOLENCE STATISTICS

Municipal Court Domestic Violence Complaints

Filings & Dispositions

A. Statewide Figures

SECTION FIVE

Municipal Court Complaints - Filings & Dispositions

The following tables provide information regarding the number of domestic violence complaints processed by the municipal courts. A complaint, which may include more than one charge, is designated a domestic violence complaint if at least one charge constitutes a domestic violence offense under N.J.S.A. 2C:25-19a.

For the present analysis, a 'filed' domestic violence complaint is one that falls within the initial jurisdiction of the municipal court. This includes most domestic violence related disorderly persons and petty disorderly persons offenses. Domestic violence complaints that include indictable and other charges that statutorily fall within the jurisdiction of the Superior Court, even if filed in municipal court, are not counted. Those filings are properly reflected in the criminal section of this report.

The disposition information includes all domestic violence complaints adjudicated by a municipal court. This includes all cases falling within the initial jurisdiction of a municipal court as well as cases downgraded and remanded back to municipal court by the County Prosecutor.

The number of filings and dispositions are based on the FILING date and DISPOSITION date, respectively, and are independent of one another for the time period listed.

DOMESTIC VIOLENCE STATISTICS AS RECORDED IN ACS (during Calendar Year 2017)

Filings	19,961		
Dispositions	24,283		
Types of Dispositions			
Guilty / Merged	4,133	17.02%	
Not Guilty	241	.99%	
Dismissed	19,859	81.78%	
Conditional Discharge	50	.21%	

SOURCE: ACS Database chas/ah_family_dvreport_page1

SECTION FIVE

DOMESTIC VIOLENCE STATISTICS

Municipal Court Domestic Violence Complaints

Filings & Dispositions

B. County Figures



Program.: fv_annual_report/chas/ah_family_dvreport_part2
 Run Date: December 14, 2018
 Run Time: 09.01.37

Domestic Violence Annual Report
Domestic Violence Statistics for Municipal Court Complaints
COMPLAINTS ADDED for the Period Between January 1, 2017 and December 31, 2017

<u>County</u>	<u>Filings</u>	<u>% of Total</u>
Atlantic	993	4.97%
Bergen	1,166	5.84%
Burlington	1,385	6.94%
Camden	1,658	8.31%
Cape May	343	1.72%
Cumberland	868	4.35%
Essex	1,945	9.74%
Gloucester	923	4.62%
Hudson	1,362	6.82%
Hunterdon	142	.71%
Mercer	1,409	7.06%
Middlesex	1,339	6.71%
Monmouth	1,236	6.19%
Morris	435	2.18%
Ocean	1,215	6.09%
Passaic	859	4.30%
Salem	267	1.34%
Somerset	569	2.85%
Sussex	207	1.04%
Union	1,420	7.11%
Warren	220	1.10%
Total	19,961	100.00%

Source: Municipal ACS Data Warehouse
 Filings are based on Case Filing Dates



Program.: fv_annual_report/chas/ah_family_dvreport_part2
 Run Date: December 14, 2018
 Run Time: 09.01.37

Domestic Violence Annual Report
Domestic Violence Statistics for Municipal Court Complaints
COMPLAINTS DISPOSED for the Period Between January 1, 2017 and December 31, 2017

<u>County</u>	<u>Dispositions</u>	<u>% of Total</u>
Atlantic	1,114	4.59%
Bergen	1,454	5.99%
Burlington	1,610	6.63%
Camden	2,134	8.79%
Cape May	349	1.44%
Cumberland	1,144	4.71%
Essex	2,843	11.71%
Gloucester	1,102	4.54%
Hudson	1,675	6.90%
Hunterdon	154	.63%
Mercer	1,120	4.61%
Middlesex	1,620	6.67%
Monmouth	1,696	6.98%
Morris	544	2.24%
Ocean	1,359	5.60%
Passaic	1,599	6.58%
Salem	276	1.14%
Somerset	573	2.36%
Sussex	225	.93%
Union	1,442	5.94%
Warren	250	1.03%
Total	24,283	100.00%

Source: Municipal ACS Data Warehouse
 Filings are based on Case Filing Dates

Program.: fv_annual_report/chas/ah_family_dvreport_part2
Run Date: December 14, 2018
Run Time: 09.01.37

Domestic Violence Annual Report
Domestic Violence Statistics for Municipal Court Complaints
COMPLAINTS DISPOSED BY TYPE for the Period Between January 1, 2017 and December 31, 2017

<u>County</u>	<u>Total</u>	<u>Guilty/ Merged</u>	<u>Not Guilty</u>	<u>Dismissed</u>	<u>Conditional Discharge</u>
Atlantic	1,114	94	21	997	2
Bergen	1,454	231	8	1,206	9
Burlington	1,610	315	1	1,287	7
Camden	2,134	285	76	1,769	4
Cape May	349	75	1	271	2
Cumberland	1,144	125	5	1,013	1
Essex	2,843	287	13	2,543	0
Gloucester	1,102	129	3	970	0
Hudson	1,675	141	2	1,527	5
Hunterdon	154	12	3	139	0
Mercer	1,120	108	4	1,007	1
Middlesex	1,620	308	3	1,305	4
Monmouth	1,696	521	19	1,152	4
Morris	544	55	27	461	1
Ocean	1,359	724	26	605	4
Passaic	1,599	256	17	1,324	2
Salem	276	48	2	226	0
Somerset	573	76	1	495	1
Sussex	225	42	1	181	1
Union	1,442	194	3	1,243	2
Warren	250	107	5	138	0
Total	24,283	4,133	241	19,859	50