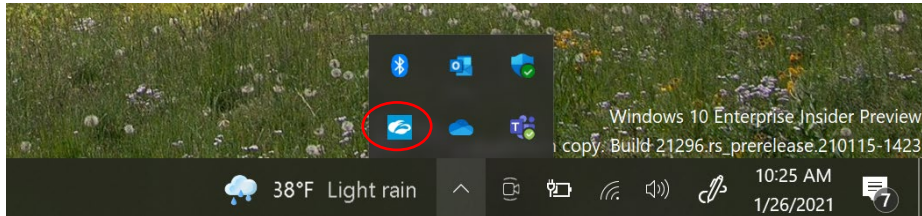



## How to Login to ZScaler

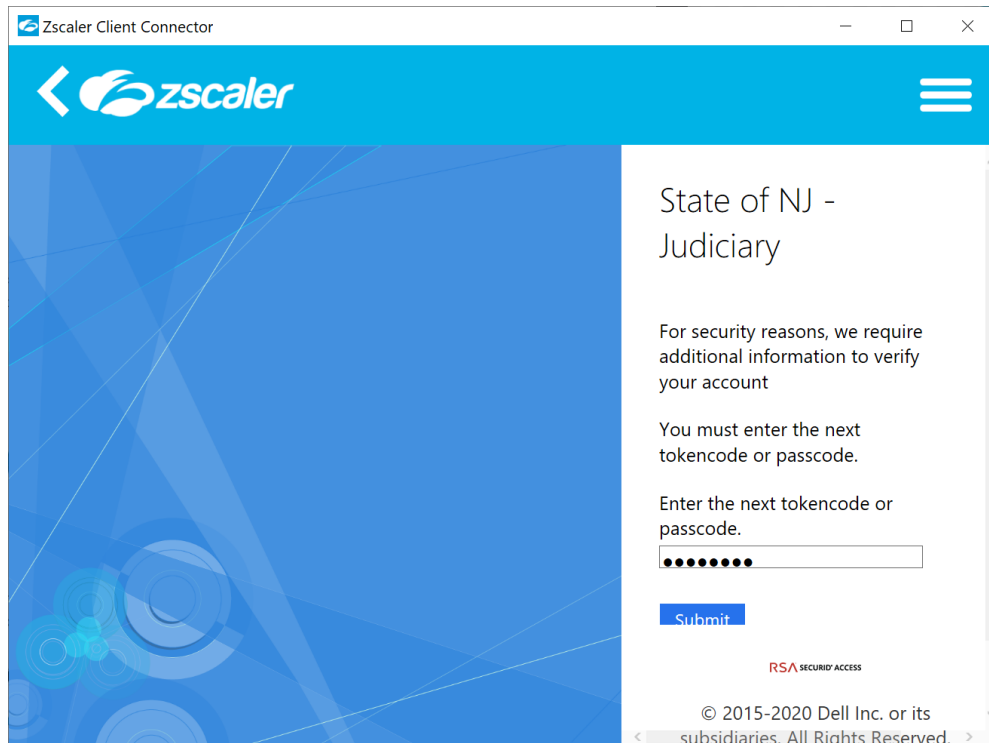
1. ZScaler should open when your computer starts up. If not, you can always open it from the system tray in the bottom right of your screen.



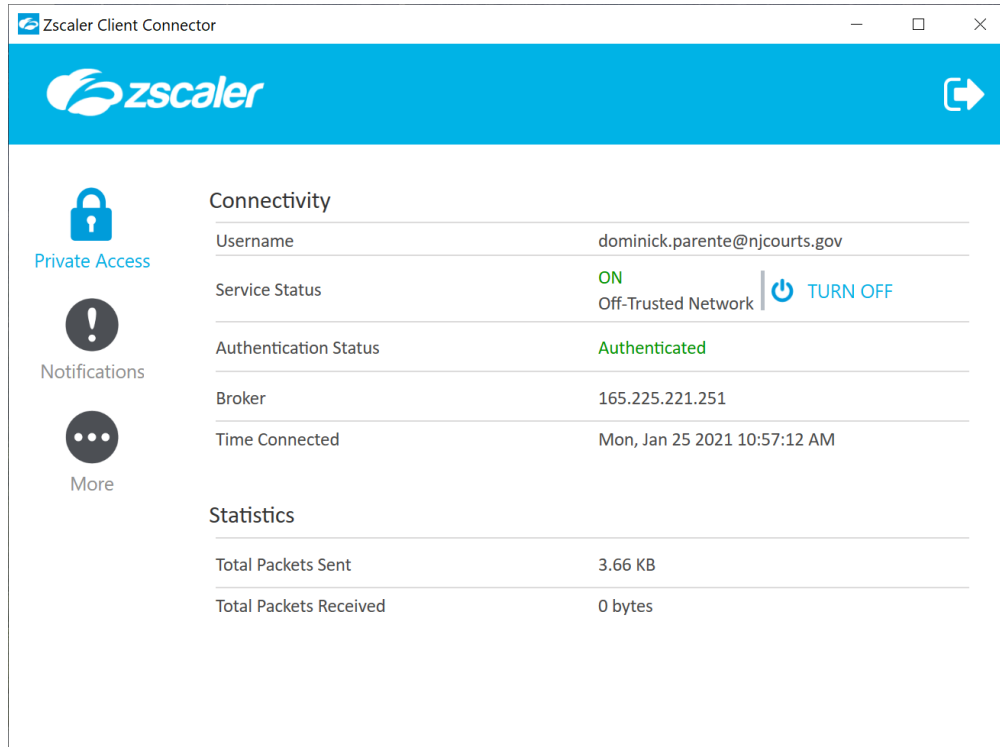
2. Enter your email and click "Login"



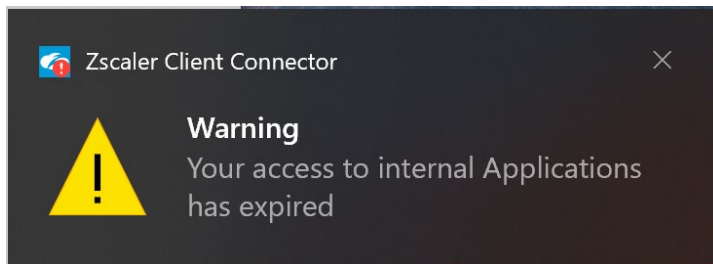
3. Enter your password and continue through and complete RSA token.



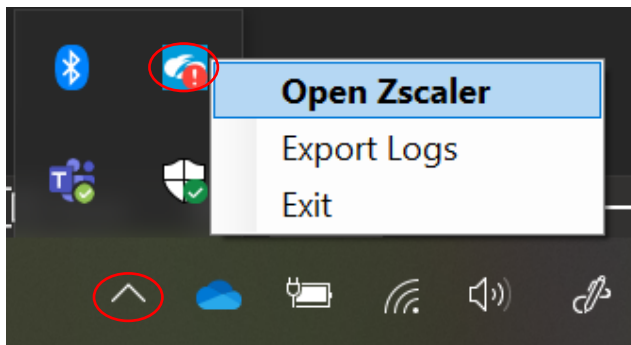
4. Upon successful connection you will see the Service Status and Authentication Status in green font.



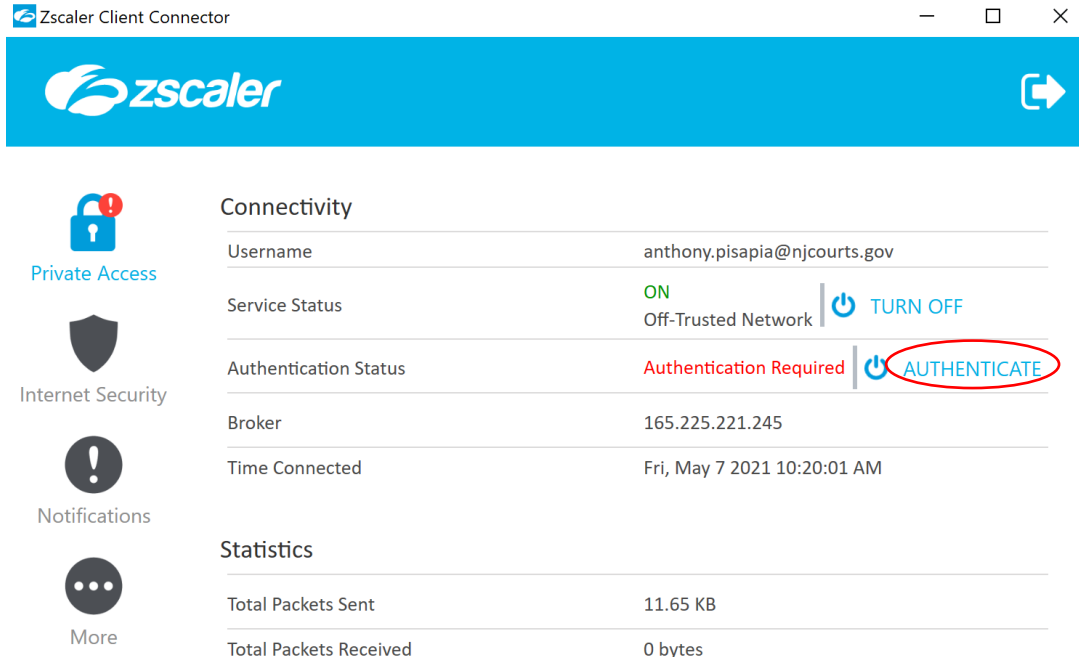
- The ZScaler token is good for 7 days, after 7 days, the client will prompt you to re-authenticate. Your device will receive the following warning prompt **“Your access to internal Applications has expired”**.



- Locate your windows tray by click on the “^” on your taskbar. Locate the Zscaler icon and click on the icon, you will be presented with 3 options select **“Open Zscaler”**.



- The ZScaler Client will open, select the **Authenticate**.



The screenshot shows the Zscaler Client Connector interface. At the top, there is a blue header with the Zscaler logo and a share icon. Below the header, there are four navigation icons: Private Access (a lock with a red exclamation mark), Internet Security (a shield), Notifications (an exclamation mark), and More (three dots). The main content area is divided into three sections: Connectivity, Statistics, and a section for Authentication Status. The Connectivity section shows the Username as 'anthony.pisapia@njcourts.gov', Service Status as 'ON' (Off-Trusted Network) with a 'TURN OFF' button, Authentication Status as 'Authentication Required' with a circled 'AUTHENTICATE' button, Broker as '165.225.221.245', and Time Connected as 'Fri, May 7 2021 10:20:01 AM'. The Statistics section shows Total Packets Sent as '11.65 KB' and Total Packets Received as '0 bytes'.

Connectivity	
Username	anthony.pisapia@njcourts.gov
Service Status	ON Off-Trusted Network    TURN OFF
Authentication Status	Authentication Required    AUTHENTICATE
Broker	165.225.221.245
Time Connected	Fri, May 7 2021 10:20:01 AM

Statistics	
Total Packets Sent	11.65 KB
Total Packets Received	0 bytes

8. You will again be prompted to enter in your work email address and password (email format should be **firstname.lastname@njcourts.gov**) and select “**Sign in**”. You will also be prompted for RSA as with the initial sign in (steps above).

If you are experiencing issues logging in with RSA, please contact your local IT staff.

For any issues while connected through Zscaler contact the Zscaler Mailbox at [Zscaler.mbx@njcourts.gov](mailto:Zscaler.mbx@njcourts.gov).